SESI
CONSULTING ENGINEERS

Geotechnical
Environmental
Site Civil

959 Route 46E, Fl 3, Ste 300
Parsippany, NJ 07054
973.808.9050
www.sesi.org

Interim Remedial Measures Construction Completion Report

For:

Grand Union Hotel Bowling Alley Site
Westchester County, New York
BCP. No. C360222

SESI Project No:
11895A

Prepared for:

Port Chester OZ Fund III QOZB, LLC
April 2026, revised August 2026

CERTIFICATIONS

I, Fuad Dahan, am currently a registered professional engineer licensed by the State of New York, I had primary direct responsibility for implementation of the remedial program activities, and I certify that the Interim Remedial Measures was implemented and that all construction activities were completed in substantial conformance with the Department-approved Interim Remedial Measure Work Plan (IRMWP).

I certify that all documents generated in support of this report have been submitted in accordance with the DER's electronic submission protocols and have been accepted by the Department.

I certify that all data generated in support of this report have been submitted in accordance with the Department's electronic data deliverable and have been accepted by the Department.

I certify that all information and statements in this certification form are true. I understand that a false statement made herein is punishable as a Class "A" misdemeanor, pursuant to Section 210.45 of the Penal Law. I, Fuad Dahan, of SESI Consulting Engineers, DPC, 959 Route 46E, Parsippany, New Jersey, am certifying as Owner's Designated Site Representative for the site.



090531	8-28-2026	
NYS Professional Engineer #	Date	Signature

Table of Contents

1.0 BACKGROUND AND SITE DESCRIPTION 1
2.0 SUMMARY OF THE IRM 4
2.1 REMEDIAL ACTION OBJECTIVES FOR IRM 4
2.1.1 GROUNDWATER RAOs 5
2.1.2 SOIL RAOs 5
2.1.3 SOIL VAPOR 5
2.2 DESCRIPTION OF THE IRM 6
2.3 GREEN SUSTAINABLE REMEDIATION 7
3.0 INTERIM REMEDIAL MEASURES 9
3.1 GOVERNING DOCUMENTS 9
3.1.1 SITE SPECIFIC HEALTH & SAFETY PLAN (HASP) 9
3.1.2 QUALITY ASSURANCE PROJECT PLAN (QAPP) 9
3.1.3 SOIL/MATERIALS MANAGEMENT PLAN (S/MMP) 9
3.1.4 STORMWATER POLLUTION PREVENTION PLAN (SWPPP) 9
3.1.5 COMMUNITY AIR MONITORING PLAN (CAMP) 10
3.1.6 CITIZEN PARTICIPATION PLAN 10
3.2 REMEDIAL PROGRAM ELEMENTS 10
3.2.1 CONTRACTORS AND CONSULTANTS 10
3.2.2 SITE PREPARATION 11
3.2.3 GENERAL SITE CONTROLS 11
3.2.4 NUISANCE CONTROLS 12
3.2.5 DEWATERING 12
3.2.6 CAMP RESULTS 13
3.2.7 BEST MANAGEMENT PRACTICES 13
3.2.8 REPORTING 14
3.3 CONTAMINATED MATERIALS REMOVAL 14
3.3.1 ASBESTOS ABATEMENT 14
3.3.2 SOIL EXCAVATION 14
3.3.3 CONTAMINATED SOIL REMOVAL SUMMARY 15
3.4 REMEDIAL PERFORMANCE/DOCUMENTATION SAMPLING 17
3.5 IMPORTED BACKFILL 17
3.6 CONTAMINATION REMAINING AT THE SITE 18

3.7 DEVIATIONS FROM THE INTERIM REMEDIAL MEASURES WORK PLAN 18

TABLES

TABLE 3.1 LIST OF CONTRACTORS AND CONSULTANTS
TABLE 3.2 SUMMARY OF CONTAMINATED SOIL REMOVED FROM THE SITE
TABLE 3.3 SUMMARY OF REMEDIAL EXCAVATION
TABLE 3.4 SUMMARY OF IMPORTED BACKFILL

FIGURES

FIGURE 1.1 SITE LOCATION MAP
FIGURE 2.1 SITE BOUNDARY/EXTENT OF BCP AREA
FGURE 3.1 REMEDIAL EXCAVATION PLAN

APPENDICES

APPENDIX A PHOTOGRAPHIC DOCUMENTATION OF THE COMPLETION OF EXCAVATION TO THE BEDROCK SURFACE
APPENDIX B EROSION CONTROL AND STORMWATER POLLUTION PREVENTION PLANS
APPENDIX C CITIZEN PARTICIPATION PLAN
APPENDIX D LOCAL PERMITS AND ACM REPORT
APPENDIX E CAMP DATA
APPENDIX F WEEKLY REPORTS
APPENDIX G SOE PLANS
APPENDIX H FACILITY APPROVALS
APPENDIX I PRE-EXISTING SITE TOPOGRAPHIC SURVEY
APPENDIX J FINAL ELEVATION SURVEY
APPENDIX K SOIL DISPOSAL MANIFESTS
APPENDIX L TRUCKING PERMITS
APPENDIX M MATERIAL IMPORT APPROVALS AND TRACKING TABLE

LIST OF ACRONYMS

Acronym	Definition
ACM	Asbestos Containing Material
BCA	Brownfield Cleanup Agreement
BCP	Brownfield Cleanup Program
bgs	Below grade surface
BMP	Best Management Practices
CAMP	Community Air Monitoring Plan
DER	Division of Environmental Remediation
DER-10	NYSDEC Technical Guidance for Site Investigation & Remediation Division of Environmental Remediation
ESA	Environmental Site Assessment
HASP	Health and Safety Plan
IRM	Interim Remedial Measures
IRM-CCR	Interim Remedial Measures Construction Completion Report
IRMWP	Interim Remedial Measures Work Plan
NYSDEC	New York State Department of Environmental Conservation
QAPP	Quality Assurance Project Plan
RI	Remedial Investigation
RIR	Remedial Investigation Report
RIWP	Remedial Investigation Work Plan
SESI	SESI Consulting Engineers, DPC
SECP	Sediment and Erosion Control Plan
sf	Square feet
SOE	Support of Excavation
SWPPP	Stormwater Pollution Prevention Plan
USCO	Unrestricted Use Soil Cleanup Objectives
VOC	Volatile Organic Compounds

Interim Remedial Measures

Construction Completion Report

1.0 BACKGROUND AND SITE DESCRIPTION

Port Chester OZ Fund III QOZB, LLC (the Volunteer) entered into a Brownfield Cleanup Agreement (BCA) with the New York State Department of Environmental Conservation (NYSDEC) in March 2022, to investigate and remediate a 0.449-acre property located in Port Chester, New York. A Brownfield Cleanup Agreement (BCA) Amendment (First Amendment) was filed with NYSDEC on June 8, 2023 for a change of ownership in which the Volunteer purchased the Site by two (2) deeds. A second BCA Amendment (Second Amendment) was filed with NYSDEC on August 20, 2024, adding the Volunteer Port Chester Oz Fund III PropCo, LLC, (PropCo) as the new owner of the BCP Site. Port Chester OZ Fund III QOZB, LLC remains a Volunteer in the BCA. The Second Amendment was also filed to reflect the merger of the original two (2) lots (142.30-2-65 and 142.30-2-17) into one (1) lot, currently known as 146 Westchester Avenue (143.30-2-70).

The Site is located in the County of Westchester, New York, and is identified as Block 2, Lot 70 on the Westchester County Tax Map # 142-30-2-70 (formerly Lots 65 and 17, but lots have been consolidated). The Site is situated on an approximately 0.449-acre property bounded by Westchester Avenue, restaurants, a theater, and apartments to the north, JP Upholstery Shop to the south, Pearl Street and parking lot to the east, and New Broad Street and commercial/residential properties to the west (see **Figure 1.1**).

SESI Consulting Engineers DPC (SESI) conducted a Phase I Environmental Site Assessment (ESA) in June 2021 on behalf of the Volunteer. Historically, the Site was initially developed with dwellings as early as 1890. Former Lot 17 is depicted with a saloon and a two and a half story building on historical maps as of 1890. In maps from 1895, an additional three-story building and a tin smith are located on the southern edge of the lot. A store building was also located next to the saloon. In 1902, the storefront was vacant, and the tin smith shop was replaced by a blacksmith shop. A plumbing supply store filled the vacant storefront by 1908. A carpet cleaning store replaced the blacksmith shop. In

addition, a small building, identified as a cigar store, is present in maps from 1908. By 1915, the saloon was subdivided, and a portion of the building was used as a barber shop. A vacant building is located next to the barber shop, and the tin shop replaced the carpet cleaner store. Maps from 1919 depict a similar configuration to earlier maps. By 1934, the tin shop was no longer present on the lot. In maps from 1942, the buildings appear in a similar configuration to earlier maps, but the uses are not apparent. In 1950, the on-Site buildings were used as stores. In 1990, the buildings are in a similar configuration to earlier maps. A portion of one (1) of the buildings is vacant in maps from 1993. In 1994, one (1) of the buildings contains apartments in the upper levels. Between 1995 and 2006 there were no significant changes in the lot configuration.

On former Lot 65, a three-story dwelling was present in 1890. In 1895, the lot was occupied by Young's Hotel and Young's Livery. By 1902, a saloon and carriage house were added to the hotel. In 1908, the hotel building was occupied by the Grand Union Hotel. By 1915, another building was constructed behind the hotel. The building was used as a hall. A dwelling was also constructed next to the former carriage house, which was used as a restaurant and for lodging in 1915. In 1918, the bottom floor of the hotel was used for offices and shops. The hall was also used as a bowling alley. The former hotel operations may have used dry cleaning solvents, and the bowling alley may have used trichloroethene (TCE) to clean the lanes because the Site groundwater has fairly significant volatile organic compound (VOC) contamination.

By 1934, a storefront was constructed on the lot near Westchester Avenue in front of the two-story dwelling. A paint shop and warehouse were also added to the lot adjacent to the hotel. The former bowling alley was identified as a pool in maps from 1934. The lot appears to be in a similar configuration in maps from 1942, but the uses are not apparent. In 1950, the former two-story dwelling located at the back of the small shop is no longer present. The shop in front of the dwelling was then used as a restaurant. In addition, the pool building is now used as by the American Legion Club House. Aerial photographs from 1966 through 1971 depict a clearing located behind two (2) of the large buildings on former Lot 65. By 1974, there are no longer buildings present on former Lot 65. The lot was developed into a parking lot by 1985. Aerial photographs from 1991 through 1996 depict a parking lot with a patch of barren soil in the northeastern portion of the lot. The soil patch

was present until approximately 2008, when it was covered by asphalt. Maps from 2011 until the present depict no significant changes from the 2008 map.

The Site structures were demolished as a site preparation activity in order to remediate the contamination identified in the Remedial Investigation (RI). The RI was conducted between July 2022 and February 2025 in general accordance with the Remedial Investigation Work Plan (RIWP), which was last revised in June 2022, and subsequently approved by the NYSDEC on July 1, 2022, and the NYSDEC's Technical Guidance for Site Investigation and Remediation (DER-10), to delineate the nature and extent of contaminated soils, soil vapor, and groundwater that may be present at the Site. The investigation included the collection of 13 soil samples, 24 groundwater samples, five (5) soil vapor samples, and one (1) ambient air sample and submittal of these samples for laboratory analyses. The results of this investigation are summarized in the Remedial Investigation Report (RIR), dated April 2024, revised April 2025, and subsequently revised in 2026.

Since the remedial plan is to perform a Track 1 remedy, the RI was completed to determine the extent of soils exceeding the NYSDEC Unrestricted Use Soil Cleanup Objectives (USCOs), and therefore requiring remediation. The RI determined the remedial excavation depths of the soils exceeding the Track 1 USCOs that needed to be excavated in order to achieve a Track 1 remedy.

2.0 SUMMARY OF THE IRM

SESI has prepared this Interim Remedial Measures Construction Completion Report (IRM-CCR) to summarize the Interim Remedial Measures (IRMs) completed between July 2024 and March 2025. The IRMs were completed in accordance with the Interim Remedial Measures Work Plan (IRMWP), dated April 2023 and approved by the NYSDEC on June 1, 2023. Soil analytical results are presented in the NYSDEC-approved IRMWP.

The selected Track 1 soil remedy for the Site detailed in the IRMWP included the following Site preparation activities:

- Installation of a perimeter fence
- Construction of a tracking pad and equipment staging areas
- Asbestos abatement and demolition of site structures
- Installation of support of excavation [SOE] along the Brownfield Cleanup Program (BCP) Site boundaries
- Installation and operation of a pump-and-treat dewatering system, with approximately 4,618 gallons of groundwater treated prior to off-site disposal
- Excavation and off-site disposal of approximately 5,785.16 tons of contaminated soil exceeding the USCOs
- Collection of bedrock elevations to confirm the remedy has achieved the Track 1 USCO levels.

The Site boundary/extent of the BCP Site area is shown on **Figure 2.1**.

No bottom or sidewall endpoint samples were collected, as the SOE was installed along the BCP boundaries and the excavation extended to the top of bedrock across the Site. The extent of excavation is documented by survey points and photographs (**Appendix A**).

2.1 REMEDIAL ACTION OBJECTIVES FOR IRM

Based on the results of the Remedial Investigation, the following Remedial Action Objectives (RAOs) were identified for this site.

2.1.1 GROUNDWATER RAOs

RAOs for Public Health Protection

- Prevent ingestion of groundwater containing contaminant levels exceeding drinking water standards.
- Prevent contact with, or inhalation of, volatiles emanating from contaminated groundwater.

RAOs for Environmental Protection

- Restore groundwater aquifer, to the extent practicable, to pre-disposal/pre-release conditions.
- Remove the source of ground or surface water contamination

2.1.2 SOIL RAOs

RAOs for Public Health Protection

- Prevent ingestion/direct contact with contaminated soil.
- Prevent inhalation of, or exposure to, contaminants volatilizing from contaminated soil.

RAOs for Environmental Protection

- Prevent migration of contaminants that would result in groundwater or surface water contamination.

2.1.3 SOIL VAPOR

RAOs for Public Health Protection

- Mitigate impacts to public health resulting from potential present and future soil vapor intrusion into buildings at the Site.

2.2 DESCRIPTION OF THE IRM

The Site was remediated in accordance with the NYSDEC-approved IRMWP dated April 2023. The following is a summary of the Site preparation and IRM actions performed to achieve the USCOs (Track 1) for soil.

1. A remedial program was implemented to provide the details necessary for the construction, operation, optimization, maintenance, and monitoring of the remedial program. Green remediation principles and techniques were implemented to the extent feasible in the design, implementation, and site management of the remedy as per DER-31. The major green remediation components are as follows:
    - Considering the environmental impacts of treatment technologies and remedy stewardship over the long term;
    - Reducing direct and indirect greenhouse gases and other emissions;
    - Increasing energy efficiency and minimizing use of non-renewable energy;
    - Conserving and efficiently managing resources and materials;
    - Reducing waste, increasing recycling and increasing reuse of materials which would otherwise be considered a waste;
    - Maximizing habitat value and creating habitat when possible;
    - Fostering green and healthy communities and working landscapes which balance ecological, economic and social goals;
    - Integrating the remedy with the end use where possible and encouraging green and sustainable re-development; and
    - Additionally, to incorporate green remediation principles and techniques to the extent feasible in the future development at this site, any future on-site buildings shall be constructed, at a minimum, to meet the 2020 Energy Conservation Construction Code of New York (or most recent edition) to improve energy efficiency as an element of construction.
2. Asbestos abatement and demolition of existing Site structures and features.
3. Installation of SOE along the sidewalls of the Site to a depth of 18.5 ft bgs for structural stability of the 21 ft bgs deep excavation and to prevent impact to off-

Site structures. The SOE acts as a support for the excavation of the on-Site contaminated soil. The SOE consists of concrete piers (or buttons) and timber lagging to support the neighboring properties, existing sidewalks and roadways. In areas where the depth of the excavation had to extend to 30.5 ft below existing grade at the property line, lateral bracing was used to provide lateral support to the SOE system.

4. All soils exceeding USCOs were excavated and disposed of off-Site at appropriate facilities in accordance with Federal, State and local rules and regulations for handling, transport, and disposal as part of the IRM work.
5. The soil excavation extended down to bedrock at variable depths across the Site from 1 to 12.5 ft bgs. A Track 1 remedy for soils was achieved through the removal of all contaminated fill and soil at the Site in exceedance of the USCOs within the property boundary. There is no end point sample data because all contaminated soil was removed to bedrock. These IRM activities are documented in this IRM-CCR.
6. Treatment of 4,618 gallons of groundwater encountered during the excavation.

2.3 GREEN SUSTAINABLE REMEDIATION

During the course of the remedial action field activities, SESI considered NYSDEC DER-31 “Green Remediation” implementation objectives. The NYSDEC DER’s approach to remediating sites in the context of the larger environment is a concept known as “Green Remediation”. Green Remediation is defined in NYSDEC DER-31 as “the practice of considering all environmental effects of remedy implementation and incorporating options to minimize the environmental footprint of cleanup actions.” The approach is intended to improve the overall sustainability of the remediation by promoting the use of more sustainable practices and technologies. Green Remediation practices and technologies are less disruptive to the environment, generate less waste, increase reuse and recycling, and emit fewer pollutants, including greenhouse gases, to the atmosphere. Green Remediation concepts and techniques considered during the remedial investigation included:

- Eliminated idling vehicles and equipment when possible; reducing emission of CO_2, N_2O, CH_4, and other greenhouse gases contributing to climate change:

- Operation of particulate detectors to monitor and minimize dust export of contaminants:
- Operation of VOC detectors to monitor and minimize VOC exposures: and
- Conducting sampling events planned simultaneously to maximize level of efforts while traveling to/from the Site (economy of scale implementing multiple sampling events).

3.0 INTERIM REMEDIAL MEASURES

3.1 GOVERNING DOCUMENTS

3.1.1 SITE SPECIFIC HEALTH & SAFETY PLAN (HASP)

All remedial work performed under this IRM was in full compliance with governmental requirements, including Site and worker safety requirements mandated by Federal OSHA. The Health and Safety Plan (HASP) was complied with for all remedial and invasive work performed at the Site. The HASP was included as Appendix E of the IRMWP.

3.1.2 QUALITY ASSURANCE PROJECT PLAN (QAPP)

The QAPP was included as Appendix F of the IRMWP approved by the NYSDEC. The QAPP describes the specific policies, objectives, organization, functional activities and quality assurance/ quality control activities designed to achieve the project data quality objectives.

3.1.3 SOIL/MATERIALS MANAGEMENT PLAN (S/MMP)

Stockpiles of excavated soil were contained within the general area in which they were excavated. Loaded vehicles leaving the Site were lined, securely covered, manifested, and placarded in accordance with appropriate Federal, State, local, and New York State Department of Transportation requirements (and other applicable transportation requirements) and soil and fill excavated and removed from the Site were handled as contaminated and regulated material. Locations where vehicles entered or exited the Site were inspected daily for evidence of off-Site soil tracking. The qualified environmental professional was responsible for observing that egress points for trucks and equipment from the Site were properly maintained. The transport of materials was performed by licensed haulers in accordance with appropriate local, State, and Federal regulations, including 6 NYCRR Part 364. The soil materials management plan was included in Section 3.5 of the IRMWP.

3.1.4 STORMWATER POLLUTION PREVENTION PLAN (SWPPP)

The erosion and sediment controls for all remedial construction were performed in conformance with requirements presented in the New York State Guidelines for Urban Erosion and Sediment Control and the site-specific Storm Water Pollution Prevention

Plan. A Sediment and Erosion Control Plan (SECP), approved by the Village of Port Chester, was implemented during construction activities and included haybales for sediment control, soil staging requirements, truck tracking pads to minimize off-site tracking of soil, and dust control requirements. During the field work, routine inspections were conducted to monitor the condition of the Sediment and Erosion Control Plan elements. Maintenance and repairs to the controls were conducted as needed. A SWPPP was also prepared for the Site. The SECP and the SWPPP are attached as **Appendix B**.

3.1.5 COMMUNITY AIR MONITORING PLAN (CAMP)

The Community Air Monitoring Plan (CAMP) for the Site is included in Appendix F of the IRMWP. The CAMP was implemented during ground-intrusive Site activities and included the monitoring of particulates (dust) and VOCs. CAMP results are discussed in Section 3.2.5.

3.1.6 CITIZEN PARTICIPATION PLAN

The Citizen Participation Plan (CPP) provides members of the affected and interested public with information about the methods in which the NYSDEC will inform and involve the public during the investigation and remediation of the Site. To date, community participation procedures have been implemented in accordance with the CPP. The CPP is provided in **Appendix C**.

3.2 REMEDIAL PROGRAM ELEMENTS

3.2.1 CONTRACTORS AND CONSULTANTS

Table 3.1 below provides the list of contractors and consultants who performed the remedial activities on the BCP Site.

Table 3.1 List of Contractors and Consultants

Name	Company	Project Position	Address	Phone Number
Nicholas Williams	Port Chester OZ Fund III QOZB, LLC	Volunteer Contact	181 Westchester Avenue, Suite 301A, Port Chester, NY	

Name	Company	Project Position	Address	Phone Number
			10573	
Sheng Long	SESI	Project Engineer	959 Rt 46 East, Parsippany, NJ 07054	(973) 808-9050
Fuad Dahan, PE	SESI	Principal Engineer	959 Rt 46 East, Parsippany, NJ 07054	(973) 808-9050
Andrew Schweitzer, PE	SESI	Senior Project Engineer	959 Rt 46 East, Parsippany, NJ 07054	(973) 808-9050
Greta Kowalski	NYSDEC	Project Manager	625 Broadway, Albany, NY 12233	518-402-2029

3.2.2 SITE PREPARATION

Prior to implementation of the IRM, the following Site preparation activities were conducted.

Summary of Activities

1. Obtained Demolition Permits from the City of Port Chester Department of Buildings. Copies of the permits are included in **Appendix D**.
2. Installed a Site fence for security during the abatement and demolition activities.
3. Installed a 20-foot-wide gates and Site perimeter chain link fencing for Site security.
4. Completed asbestos abatement in existing structures.
5. Demolished the existing structures.
6. Imported clean fill and aggregate and constructed tracking pads.
7. Identified underground utilities.
8. Mobilized and set-up the dewatering system.

3.2.3 GENERAL SITE CONTROLS

The following general Site controls were established at the BCP Site to minimize off-Site and on-Site impacts of remedial activities:

- The Site was a closed Site, accessible only to Site contractors, owners, and authorized entrants. A security fence with gates was installed at the Site during remedial activities.
- The gates to the BCP Site were locked when construction personnel were not

present.

- A decontamination area was established at the southern Site entrance. Gravel was placed within the decontamination area. Before exiting the Site, each truck was rinsed until it was visually free of soil and debris. Excessive decontamination water was collected and pumped to the onsite treatment system for treatment and discharge in accordance with the applicable permit. The location of the decontamination area is shown on **Figure 1.2**.

3.2.4 NUISANCE CONTROLS

- Truck wash and egress housekeeping: One (1) rip-rap truck-tire wash station was installed at the entrance of the construction area. Prior to the trucks leaving the Site, the tires were washed on the wash station in order to minimize soil tracking off-Site.
- Dust control: The Site was sprayed with water, when needed, to minimize dust generation during Site work and loading of trucks.

3.2.5 DEWATERING

When dewatering was necessary, groundwater was pumped into a treatment system consisting of a sedimentation tank, two (2) inline bag filters, two (2) LGPAC Carbtrol L-5 carbon filter tanks, and a clean water holding tank. Treated water was discharged into a storm inlet through a filter bag.

A discharge sample was collected on September 25, 2024, for analysis of TCL+30/TAL, 1,4-dioxane, and PFAS. VOCs, pesticides, PCBs, PFAS, and 1,4-dioxane were not detected. Sodium, benzo(a)anthracene, benzo(a)pyrene, benzo(b)fluoranthene, benzo(k)fluoranthene, chrysene, indeno(1,2,3-cd)pyrene, and hexachlorobenzene were detected at concentrations exceeding the AWQS, likely due to turbidity. Therefore, on October 9, 2024, another discharge sample was collected. No SVOCs were detected at levels exceeding the AWQS, which indicates that the previous PAH exceedances were temporary and were likely due to turbidity. Only sodium was detected at a concentration of 206 mg/L, exceeding the AWQS of 20 mg/L.

Street Opening Permit #5318 from the Village of Port Chester includes the sewer connection permit and the details of the water treatment system. The permit and the laboratory reports are included in **Appendix D**.

3.2.6 CAMP RESULTS

There were no particulate or VOC readings recorded that exceeded the action levels for a 15-minute period during the remedial action. However, there were instances where elevated particulate levels were recorded for less than 15 minutes due to soil excavation and loading, concrete work, steel cutting and grinding of SOE, and equipment steam/exhaust. Dust-suppression measures, including spraying water and pausing work as needed were implemented until readings taken post exceedances returned to background levels. Negative dust readings were recorded on certain dates due to calibration issues caused by moisture from scattered storm activity. No dust, odor, or noise complaints were received during IRM activities. CAMP data is provided in electronic format in **Appendix E**.

3.2.7 BEST MANAGEMENT PRACTICES

Best management practices (BMPs) were implemented at the Site to reduce the environmental footprint of the remedy. These BMPs included:

- Deploy machinery that is suitably sized to considerably increase efficiencies.
- Use machine models capable of performing assorted tasks, whenever feasible, to avoid field deployment of multiple types of machines (ie. a single excavator can be equipped with a bucket for digging, a breaker for demolition or a grapple for land clearing).
- Use an automated coupling system rather than a manual pin-on system for changing excavator attachments, to reduce machine operating time.
- Use machines with variable-speed control technology, which automatically reduces engine speed during low workload requirements, or with pump torque control, which allows a machine operator to change a machine's hydraulic pump torque.
- Use machines with repowered or newer engines that are more fuel efficient.
- Implement an engine idle reduction plan to avoid fuel consumption when machinery is not actively engaged. Options include manual shutdown after a specified time such as five minutes, engagement of automatic shutdown devices, or use of auxiliary power units to heat or cool machinery cabs.

- Perform routine, on-time maintenance such as oil changes to assure fuel efficiency.
- Deploy direct-push technology instead of rotary drilling rigs whenever feasible for additional subsurface sampling or for monitoring well installation.
- Deploy mobile power systems to operate construction equipment or tools such as electricity generators, chainsaws, or temporary lighting fixtures.
- Spray water onto surfaces of vulnerable work areas, in conjunction with water conservation and runoff management techniques.
- Emplace a fabric cover over excavated material that is loaded into open trucks for on-Site or off-Site hauling.
- Contain and properly dispose of all decontamination fluids to prevent their entrance into storm drains or ground surfaces.
- Construct permanent earthen berms or dikes to prevent erosion in low-lying onsite or adjacent areas that might remain vulnerable to stormwater flows.

3.2.8 REPORTING

SESI submitted weekly reports to the NYSDEC for field activities beginning on September 13, 2024. Electronic copies of the weekly reports are included in **Appendix F**. Raw CAMP data was also sent to the New York State Department of Health and NYSDEC on a weekly basis. Photos to document the progress of the work were taken regularly during the remedial activities and are included as part of the weekly reports.

3.3 CONTAMINATED MATERIALS REMOVAL

3.3.1 ASBESTOS ABATEMENT

Federal Property Maintenance Corp. completed the removal and disposal of asbestos building materials prior to building demolition. The Completion of Work report is included in **Appendix D**.

3.3.2 SOIL EXCAVATION

The Site soil required remediation due to concentrations of VOCs, semi-volatile organic compounds, pesticides, per and polyfluoroalkyl substances, metals and polychlorinated biphenyls. An SOE system, designed and installed for the purpose of restraining earth to a depth of 30.5 feet at the property line, was installed to facilitate the excavation of the entire Site to remove impacted soil exceeding the USCOs to a maximum depth of 21.48 ft-amsl, and prevent impact to off-Site structures. The SOE system also includes horizontal

and vertical waterproofing. The SOE construction plans are provided in **Appendix G**.

For soil disposal and excavation organization purposes the Site was subdivided into 22 cells. As part of the RI, waste characterization samples were collected at a frequency of one (1) composite sample per 750 cubic yards of soil based on site grid of 50-foot wide by 50-foot long and 7-foot-deep intervals. Grab samples were collected during the RI at 5-foot depth intervals. The waste characterization sample results and site cells were provided in Appendix E of the RIR. The results of the waste characterization were sent to Earth Efficient for pre-approval prior to shipping. Facility approvals are provided in **Appendix H**.

The contaminated fill and soil were removed from the footprint of the Site to a maximum depth of approximately elevation 21.48 ft-amsl on bedrock. In total, 5,785.16 tons of contaminated soil were removed from the Site as described in Section 3.3.3.

Bedrock was encountered throughout the Site, and therefore, no post-excavation confirmatory samples were collected. Photographic documentation of the progress of the excavation from beginning to end was provided to the Department via weekly reports, copies of which are included in **Appendix F**. Photographic documentation of the completion of excavation to the bedrock surface as appropriate is provided in **Appendix A**.

The pre-existing grade and Site conditions is presented in **Appendix I**. The post-excavation final topographic elevation survey is provided in **Appendix J**.

3.3.3 CONTAMINATED SOIL REMOVAL SUMMARY

From September 4, 2024, to December 30, 2024, a total of 5,785.16 tons of non-hazardous contaminated soil was excavated and removed from the Site for off-site disposal, including 4,444. 27 tons at Earth Efficient HBR in Phillipsburg, New Jersey, and 1,340.89 tons at Earth Efficient MSM of East Stroudsburg, Pennsylvania. **Table 3.2** below shows the total quantities of each category of material removed from the Site and the disposal locations. A tabular listing of soil disposal and facility-signed manifests are provided in **Appendix K**. Part 364 trucking permits are included in electronic format in **Appendix L** of this report.

Table 3.2 Summary of Contaminated Soil Removed from the Site

Date	Area	Description	Facility	Quantity (Tons)
September 2024	Site-wide	Excavated Non-hazardous Soil	Earth Efficient HBR	4,444.27
September 2024-December 2024	Site-wide	Excavated Non-hazardous Soil	Earth Efficient MSM	1,340.89

Final remedial excavation depths are summarized in **Table 3.3** below and depict on **Figure 3.1**.

Table 3.3 Summary of Remeidal Excavation

Grid	Deepest RI Soil Impact (ft.)	Proposed Excavation Depth (ft.)	Average Rock Depth Encountered During Excavation (ft.)	Average Final Remedial Excavation Depth (ft.)
A1	10	9	7.5	7.5
A2	5.5	7	6.5	6.5
A3	4	4	3	3
A4	4	5.5	7.5	7.5
A5	4.5	3.5	5	5
B1	5.5	5.5	2	2
B2	3.5	4	2.5	2.5
B3	2.5	2	1.5	1.5
B4	2.5	5	4	4
B5	4.5	6	5.5	5.5
C1	4.5	3	2.5	2.5
C2	3	4.5	2	2
D1	4.5	5	2.5	2.5

3.4 REMEDIAL PERFORMANCE/DOCUMENTATION SAMPLING

No bottom or sidewall endpoint samples were collected, as the SOE was installed along the BCP boundaries and the excavation extended to the top of bedrock across the Site. The final excavation elevation ranged from 40.27 ft-amsl to 21.48 ft-amsl. The extent of excavation is documented by survey points and photographs (**Appendix A**).

3.5 IMPORTED BACKFILL

A table of all sources of imported backfill with quantities for each source is shown in **Table 3.4**. The material was used for construction of the tracking pad and other miscellaneous grading for Site development. A total of 2,552.7 tons of materials was imported to the Site. The approval letters and a detailed material import summary table are included in **Appendix M**.

Table 3.4 Summary of Imported Backfill

Material	Quantity (Tons)
¾-inch Stone	1,198.7
Item #4	1,354

3.6 CONTAMINATION REMAINING AT THE SITE

There is no contaminated soil remaining on the Site since all Site soil was excavated to bedrock.

3.7 DEVIATIONS FROM THE INTERIM REMEDIAL MEASURES WORK PLAN

All deviations from the Interim Remedial Measure Work Plan are noted below.

- No bottom or sidewall endpoint samples were collected, as the SOE was installed along the BCP boundaries and the excavation extended to the top of bedrock across the Site.
- Excavation cell A3: The excavation depth for cell A3 was proposed in the IRMWP to be 4 feet; however, bedrock was encountered at approximately 3 feet during IRM implementation. Cell A3 was excavated to bedrock at a depth shallower than the remedial depth proposed in the IRMWP,
- Excavation cell B1: The excavation depth for cell B1 was proposed in the IRMWP to be 5.5 feet; however, bedrock was encountered at an average depth of 2 feet during IRM implementation. Cell B1 was excavated to bedrock at a depth shallower than the remedial depth proposed in the IRMWP.
- For all other cells other than A3 and B1, the excavation was proposed to be advanced to the bedrock surface. The actual average excavation depths could vary from the proposed depths based on the bedrock depths encountered in the field.

Figures

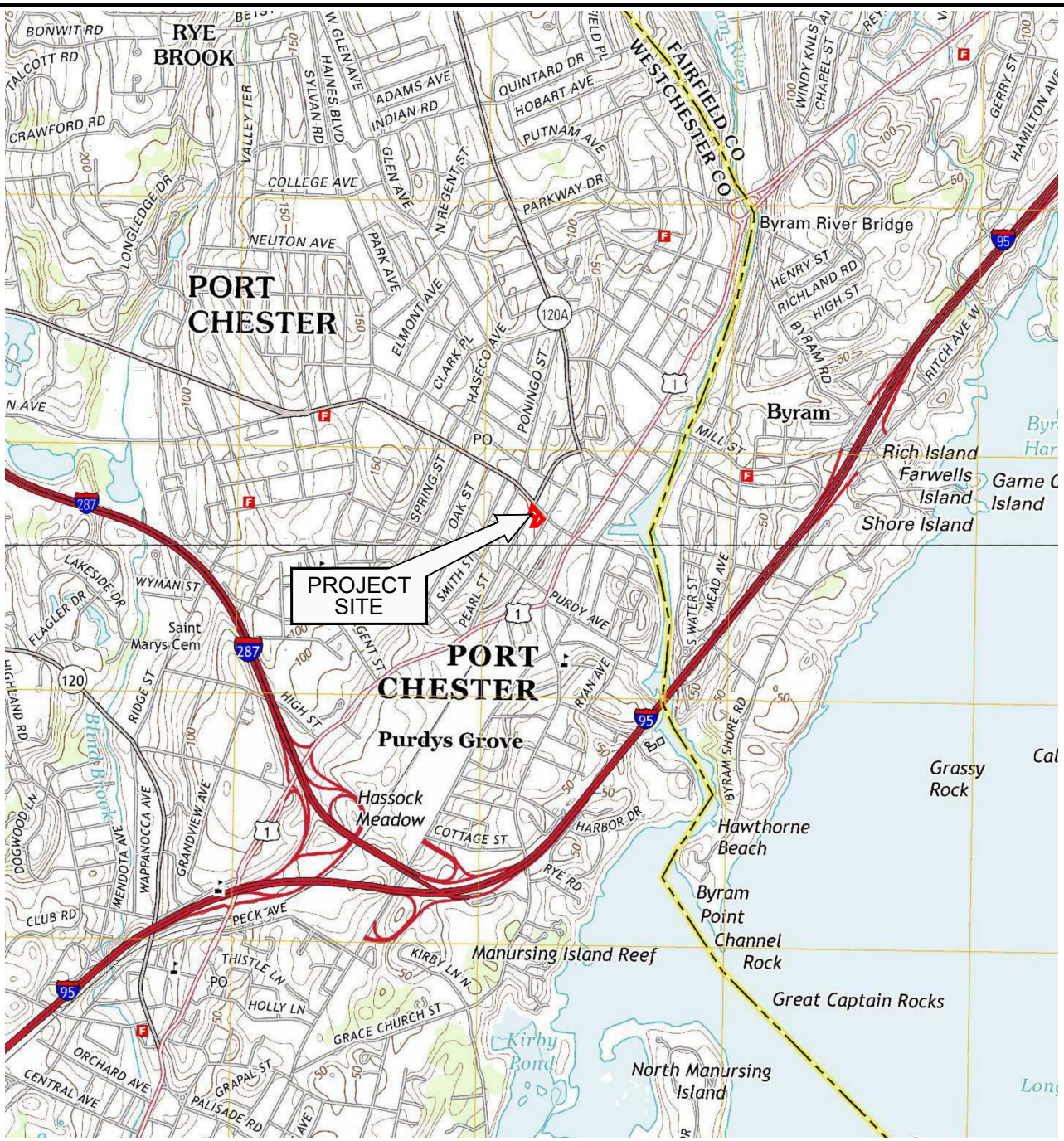

This report includes information from the following map sheet(s).

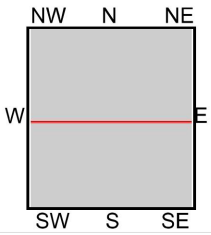

TP, Glenville, 2012, 7.5-minute
S, Mamaroneck, 2013, 7.5-minute

PHASE II INVESTIGATION
140, 148-150 WESTCHESTER AVENUE
PORT CHESTER, NEW YORK 10573

SITE LOCATION MAP

SESI CONSULTING ENGINEERS
SOILS / FOUNDATIONS
SITE DESIGN
ENVIRONMENTAL
12A MAPLE AVE. PINE BROOK, N.J. 07058 PH: 973-808-9050

FIG-1.1

DRAWN BY: yy
CHECKED BY: RW
SCALE: N.T.S.
DATE: 06/17/2021
JOB NO.: 11895

N:\ACAD\11895\11895 – FIG–1 – SITE LOCATION MAP.DWG 06/17/21 09:16:56AM, jenny, LAYOUT:FIG–1.1

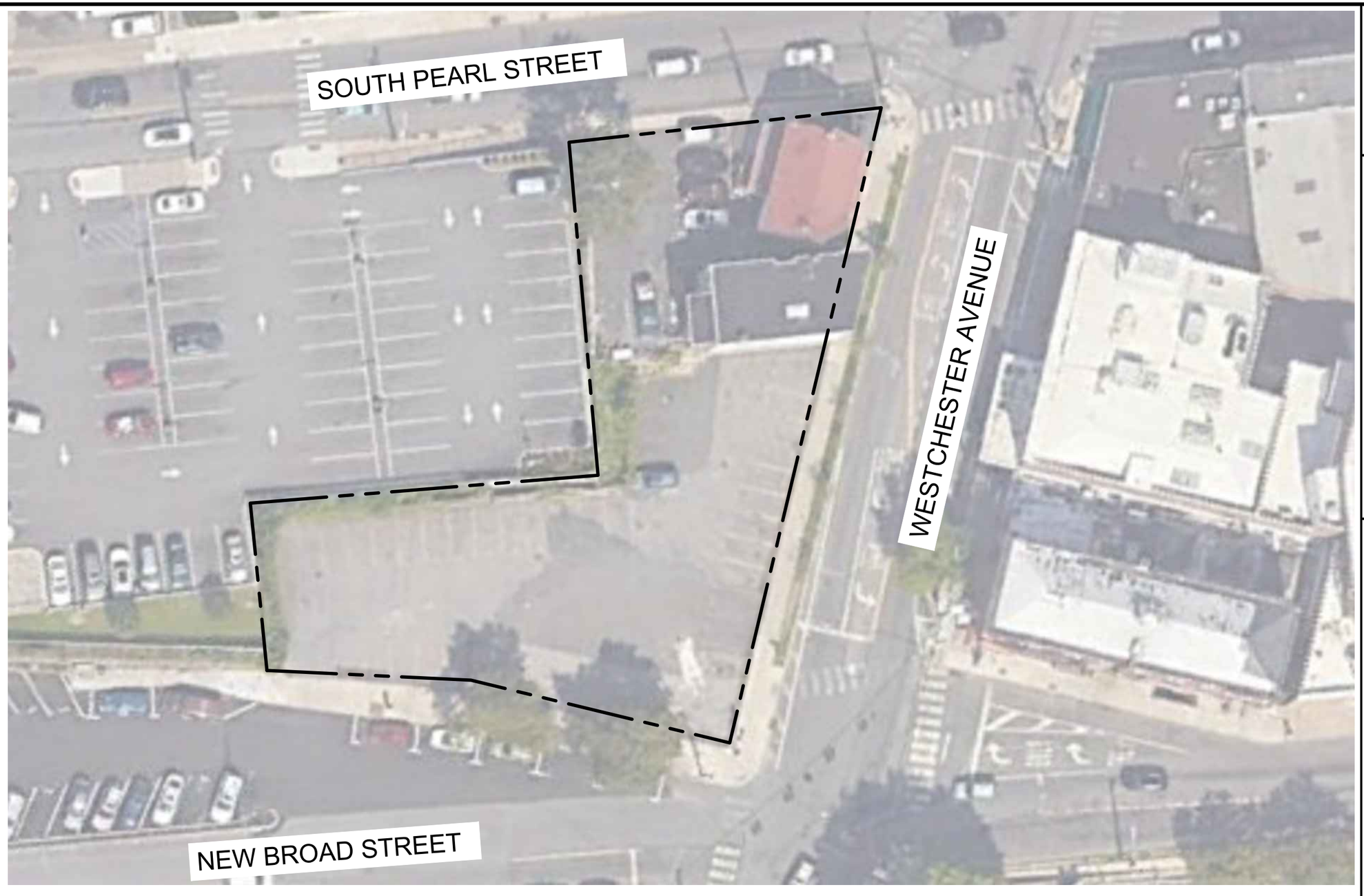

NYS Education Law
Unauthorized alterations or additions to this plan are a violation of section 7209 (2) of the New York State Education Law. Copies of this map not having the seal of the engineer shall not be valid.

© SESI CONSULTING ENGINEERS 2024
This drawing and all information contained here on is proprietary information of SESI CONSULTING ENGINEERS and may not be copied or reproduced, either in whole or in part, by any method, without written permission of SESI CONSULTING ENGINEERS

REFERENCE
SITE SURVEY PREPARED BY RICHARD J. DOMATO, DATED MARCH 5, 2021.

NOTE:
THIS PLAN IS FOR LOCATING SOIL BORINGS ONLY.
OTHER SITE WORK SHOWN HERE IS NOT INTENDED FOR CONSTRUCTION.

LEGEND:
- - - - BCP SITE BOUNDARY

Scale 1"=40'
0 40 80

dwg by: AW
chk by: JS
scale: AS NOTED
date: 05/14/2024

SESI CONSULTING ENGINEERS
GEOTECHNICAL | ENVIRONMENTAL | SITE CIVIL
959 ROUTE 46E, 3RD FLOOR, PARSIPPANY, NJ 07054 PH: 973.808.9050

project: REMEDIAL ACTION WORK PLAN
140, 148-150 WESTCHESTER AVENUE
PORT CHESTER, NEW YORK 10573

title: BCP BOUNDARY MAP

job no: 11895A
drawing no:

FIG-1.2

N:\ACAD\11895A\CAD\ENVIRONMENTAL\RAWP\11895 – FIG-1.2 – BCP BOUNDARY MAP.DWG 05/14/24 08:37:51AM, alan.ward, LAYOUT:FIG-3.1 SAMPLE LOC PLAN

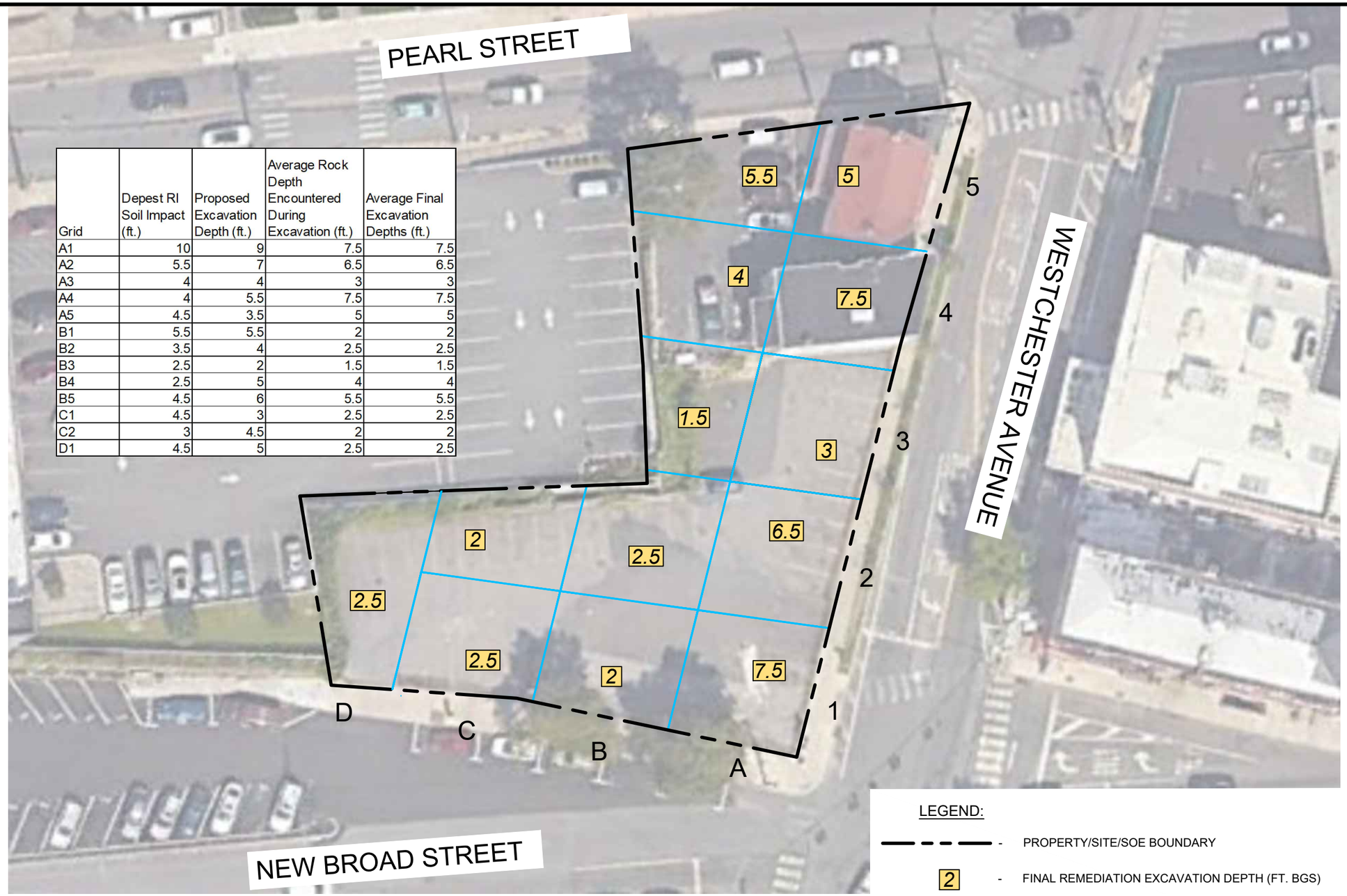

Grid	Depest RI Soil Impact (ft.)	Proposed Excavation Depth (ft.)	Average Rock Depth Encountered During Excavation (ft.)	Average Final Excavation Depths (ft.)
A1	10	9	7.5	7.5
A2	5.5	7	6.5	6.5
A3	4	4	3	3
A4	4	5.5	7.5	7.5
A5	4.5	3.5	5	5
B1	5.5	5.5	2	2
B2	3.5	4	2.5	2.5
B3	2.5	2	1.5	1.5
B4	2.5	5	4	4
B5	4.5	6	5.5	5.5
C1	4.5	3	2.5	2.5
C2	3	4.5	2	2
D1	4.5	5	2.5	2.5

LEGEND:

- PROPERTY/SITE/SOE BOUNDARY
- 2 - FINAL REMEDIATION EXCAVATION DEPTH (FT. BGS)
- WASTE CLASSIFICATION GRIDLINES

SCALE: 1"=40'

0 40 80

NYS Education Law
Unauthorized alterations or additions to this plan are a violation of section 7209 (2) of the New York State Education Law. Copies of this map not having the seal of the engineer shall not be valid.

© SESI CONSULTING ENGINEERS 2026
This drawing and all information contained here on is proprietary information of SESI CONSULTING ENGINEERS and may not be copied or reproduced, either in whole or in part, by any method, without written permission of SESI CONSULTING ENGINEERS

REFERENCE
SITE SURVEY PREPARED BY RICHARD J. DOMATO, DATED MARCH 5, 2021.

NOTE:
THIS PLAN IS FOR LOCATING SOIL BORINGS ONLY.
OTHER SITE WORK SHOWN HERE IS NOT INTENDED FOR CONSTRUCTION.

dwg by: EC
chk by: FD
scale: AS NOTED
date: 08/28/2026

SESI CONSULTING ENGINEERS
GEOTECHNICAL | ENVIRONMENTAL | SITE CIVIL
959 route 46e, 3rd floor, parsippany, nj 07054 ph: 973.808.9050

project: INTERIM REMEDIATION MEASURES
CONSTRUCTION COMPLETION REPORT
140, 148-150 WESTCHESTER AVENUE
PORT CHESTER, NEW YORK 10573

title: REMEDIAL EXCAVATION DEPTHS PLAN

job no: 11895
drawing no:

FIG-3.1

N:\CAD\11895\RI\11895.DWG.EX PLAN_08.28.2026.DWG 08/28/26 05:20:18PM, pinnacle, LAYOUT:FIG-3.1

Appendix A:

Photographic Documentation of the Completion of Excavation to the Bedrock Surface

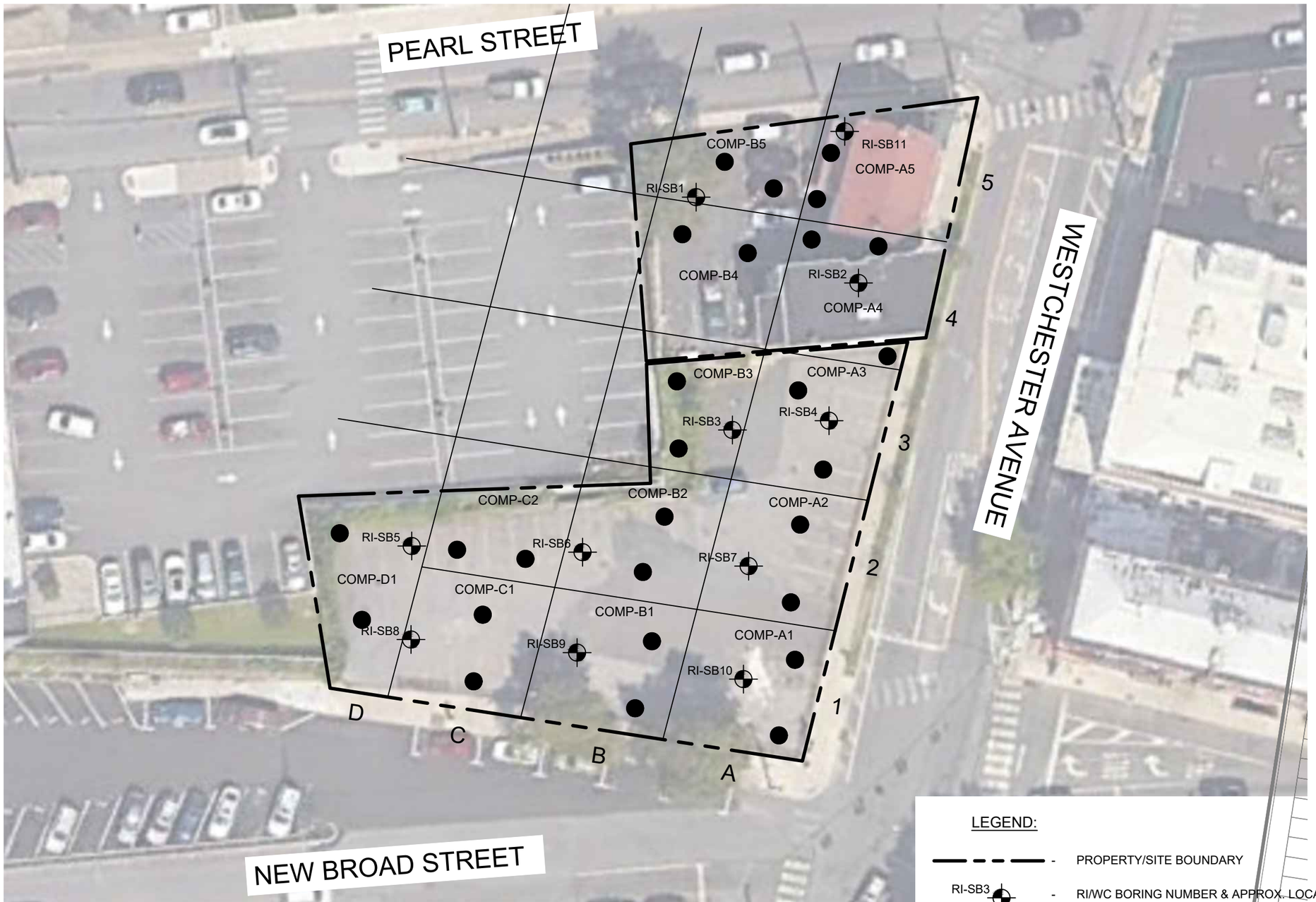

LEGEND:

- PROPERTY/SITE BOUNDARY
- RI-SB3 - RI/WC BORING NUMBER & APPROX. LOCATION
- WC ONLY BORING NUMBER & APPROX. LOCATION
- 50 X 50 GRIDLINES

Scale 1"=40'

0 40 80

NOTE:
THIS PLAN IS FOR LOCATING SOIL BORINGS ONLY.
OTHER SITE WORK SHOWN HERE IS NOT INTENDED FOR CONSTRUCTION.

REFERENCE
SITE SURVEY PREPARED BY RICHARD J. DOMATO, DATED MARCH 5, 2021.

NYS Education Law
Unauthorized alterations or additions to this plan are a violation of section 7209 (2) of the New York State Education Law. Copies of this map not having the seal of the engineer shall not be valid.

© SESI CONSULTING ENGINEERS 2024
This drawing and all information contained here on is proprietary information of SESI CONSULTING ENGINEERS and may not be copied or reproduced, either in whole or in part, by any method, without written permission of SESI CONSULTING ENGINEERS

dwg by: aas
chk by: FL
scale: N.T.S.
date: 06/09/2022

SESI CONSULTING ENGINEERS
GEOTECHNICAL | ENVIRONMENTAL | SITE CIVIL
959 ROUTE 46E, 3RD FLOOR, PARSIPPANY, NJ 07054 PH: 973.808.9050

project: PHASE II INVESTIGATION
140, 148-150 WESTCHESTER AVENUE
PORT CHESTER, NEW YORK 10573

title: WASTE CHARACTERIZATION SAMPLE LOCATION PLAN

job no: 11895A
drawing no:

FIG-2

N:\ACAD\11895\RI\11895 – FIG–4.1 – WC SAMPLE LOC PLAN.DWG 04/09/24 03:54:51PM, alan.ward, LAYOUT:FIG–4.1 WC SAMPLE LOC PLAN



A-1



A-1

Photo Log
Top of Rock Photolog
150 Westchester Ave, Portchester, NY 10573



A-2



A-2

Photo Log
Top of Rock Photolog
150 Westchester Ave, Portchester, NY 10573



A-3



A-3

Photo Log
Top of Rock Photolog
150 Westchester Ave, Portchester, NY 10573



A-4



A-4

Photo Log
Top of Rock Photolog
150 Westchester Ave, Portchester, NY 10573



A-5



A-5

Photo Log
Top of Rock Photolog
150 Westchester Ave, Portchester, NY 10573



B-1



B-1

Photo Log
Top of Rock Photolog
150 Westchester Ave, Portchester, NY 10573



B-2



B-2

Photo Log
Top of Rock Photolog
150 Westchester Ave, Portchester, NY 10573



B-3



B-3

Photo Log
Top of Rock Photolog
150 Westchester Ave, Portchester, NY 10573



B-4



B-4

Photo Log
Top of Rock Photolog
150 Westchester Ave, Portchester, NY 10573



B-5



B-5

Photo Log
Top of Rock Photolog
150 Westchester Ave, Portchester, NY 10573



C-1



C-1



C-2



C-2

Photo Log
Top of Rock Photolog
150 Westchester Ave, Portchester, NY 10573



D-1



D-1

Photo Log
Top of Rock Photolog
150 Westchester Ave, Portchester, NY 10573

Appendix B:

Erosion Control and Stormwater Pollution Prevention Plans

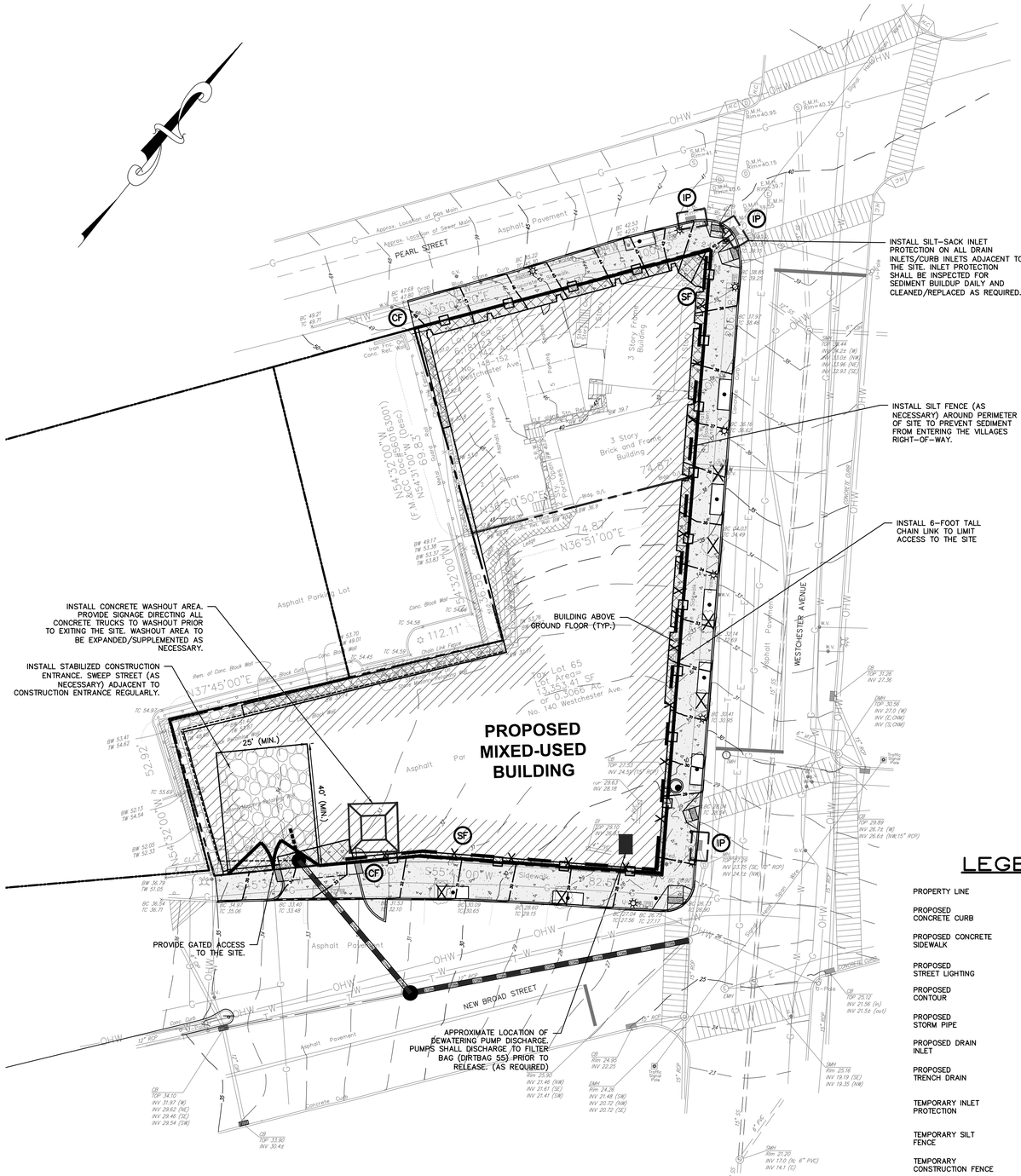

INSTALLATION & MAINTENANCE OF EROSION CONTROL:

CONSTRUCTION SCHEDULE
NOTIFY APPROPRIATE MUNICIPAL AGENCY HAVING JURISDICTION AT LEAST 5 DAYS PRIOR TO START.

EROSION CONTROL MEASURES
INSTALL ALL EROSION CONTROL MEASURES PRIOR TO START OF CONSTRUCTION. CALL FOR INSPECTION FROM THE APPROPRIATE MUNICIPAL AGENCY HAVING JURISDICTION AT LEAST 2 DAYS PRIOR TO FINISH.

INSPECTION BY MUNICIPALITY
MAINTENANCE (TO BE PERFORMED DURING ALL PHASES OF CONSTRUCTION)

AFTER ANY RAIN CAUSING RUNOFF, CONTRACTOR TO INSPECT HAYBALES, ETC. AND REMOVE ANY EXCESSIVE SEDIMENT AND INSPECT STOCKPILES AND CORRECT ANY PROBLEMS WITH SEED ESTABLISHMENT.
INSPECTIONS SHALL BE DOCUMENTED IN WRITING AND SUBMITTED TO THE APPROPRIATE MUNICIPAL AGENCY HAVING JURISDICTION.

INSPECTION BY MUNICIPALITY – FINAL GRADING
REMOVE UNNEEDED SUBGRADE FROM SITE.
CALL FOR INSPECTION FROM THE APPROPRIATE MUNICIPAL AGENCY HAVING JURISDICTION AT LEAST 2 DAYS PRIOR TO FINISH.

INSPECTION BY MUNICIPALITY – LANDSCAPING

SPREAD TOPSOIL EVENLY OVER AREAS TO BE SEEDED. HAND RAKE LEVEL. BROADCAST 1.25 LB. BAG OF JONATHAN GREEN "FASTGROW" MIX OR EQUAL OVER AREA TO BE SEEDED. APPLY STRAW MULCH AND WATER WITHIN 2 DAYS OF COMPLETION OF TOPSOILING. CALL FOR INSPECTION FROM THE APPROPRIATE MUNICIPAL AGENCY HAVING JURISDICTION AT LEAST 2 DAYS PRIOR TO FINISH.

INSPECTION BY MUNICIPALITY – FINAL LANDSCAPING

GRASS ESTABLISHED.
CALL FOR INSPECTION FROM THE APPROPRIATE MUNICIPAL AGENCY HAVING JURISDICTION AT LEAST 2 DAYS PRIOR TO FINISH.

INSPECTION BY MUNICIPALITY – FINAL INSPECTION

ALL EROSION CONTROL MEASURES REMOVED AND GRASS ESTABLISHED.
CALL FOR INSPECTION FROM THE APPROPRIATE MUNICIPAL AGENCY HAVING JURISDICTION AT LEAST 2 DAYS PRIOR TO FINISH.

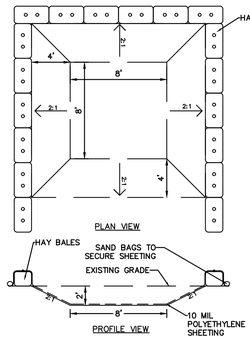

NOTES:

1. CONCRETE WASHOUT AREA TO BE INSTALLED PRIOR TO CONCRETE PLACEMENT ON SITE. CONCRETE WASHOUT AREA TO BE ENTIRELY SELF CONTAINED.
2. HAY BALES SHALL BE PROVIDED AROUND THE PERIMETER OF CONCRETE WASHOUT AREA FOR CONTAINMENT.
3. WASHOUT AREA SHALL BE LINED WITH PLASTIC SHEETING NO THINNER THAN 10 MILS. SHEETING SHALL HAVE NO HOLES OR TEARS AND SHALL BE ANCHORED BY SAND BAGS ON ALL SIDES EXCEPT ACCESS SIDE. PLASTIC LINING TO BE REPLACED WITH EACH CLEANING
4. SIGNS SHALL BE PROVIDED AT THE CONSTRUCTION ENTRANCE AND CONCRETE AREAS INDICATING LOCATION OF WASHOUT AREA.
5. WASHOUT AREA TO BE ENCLOSED IN CONSTRUCTION FENCE.
6. WASHOUT AREAS TO BE INSPECTED DAILY TO ENSURE LINER IS INTACT AND ADEQUATE CAPACITY IS AVAILABLE AT ALL TIMES. WASHOUT AREAS SHALL BE INSPECTED IMMEDIATELY AFTER HEAVIER RAINS. DAMAGED OR LEAKING WASHOUT AREAS TO BE DEACTIVATED AND REPAIRED IMMEDIATELY.
7. CONCRETE WASTE SHALL BE REMOVED AND DISPOSED OF ONCE IT REACHES THREE-QUARTERS OF THE WASHOUT AREA'S HEIGHT. ALL WASTE SHALL BE DISPOSED OF IN A MANNER CONSISTENT WITH APPLICABLE LAWS, REGULATIONS, AND GUIDELINES OF MUNICIPALITY.
8. PREFABRICATED CONCRETE WASHOUT CONTAINERS MAY BE UTILIZED ONLY WITH PRIOR APPROVAL FROM THE CITY'S ENGINEERING DEPARTMENT.

CONCRETE WASHOUT AREA

LEGEND

PROPERTY LINE
PROPOSED CONCRETE CURB
PROPOSED CONCRETE SIDEWALK
PROPOSED STREET LIGHTING
PROPOSED CONTOUR — 30
PROPOSED STORM PIPE
PROPOSED DRAIN INLET
PROPOSED TRENCH DRAIN
TEMPORARY INLET PROTECTION — IP
TEMPORARY SILT FENCE — X — X — SF
TEMPORARY CONSTRUCTION FENCE — CF
STABILIZED CONSTRUCTION ENTRANCE
PROPOSED LIMIT OF DISTURBANCE

EXISTING INFORMATION SHOWN HEREON PROVIDED BY RICHARD DOMATO LAND SURVEYOR DATED MARCH 5, 2021

GRAPHIC SCALE
20 0 10 20 40 80
(IN FEET)
1 inch = 20 ft.

Siltsack Inlet Protection

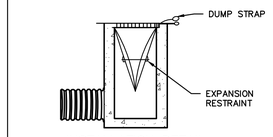

INSTALLATION DETAIL

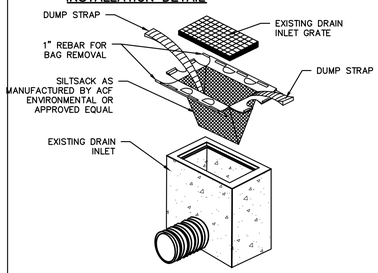

NOTE:
1. EACH SILTSACK SHALL BE PROPERLY SIZED FOR EACH INLET.
2. ALL CURB INLETS SHALL UTILIZE SILTSACK MODELS WITH BUILT IN CURB DEFLECTOR
3. SILTSACKS SHOULD ONLY BE UTILIZED ON DRAIN INLETS OUTSIDE OF THE DISTURBED AREAS TO PREVENT CONTAMINATION OF DOWN STREAM STORMWATER STRUCTURES.
4. SEDIMENT SHALL BE REMOVED FROM EACH SILTSACK WHEN SILT DEPTH EXCEEDS 6-INCHES.
5. SILTSACKS SHOULD BE INSPECTED REGULARLY FOR DAMAGE. ANY DAMAGED SILTSACKS SHOULD BE REPLACED.

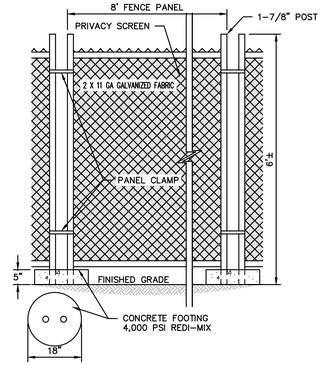

PLAN VIEW

NOTES:

1. CONTRACTOR SHALL PROVIDE PERIODIC INSPECTION AND MAINTENANCE OF FENCE INCLUDING REPAIRS AS NECESSARY AND REQUIRED.
2. CONTRACTOR SHALL INSTALL GREEN PRIVACY SCREENING FABRIC OR APPROVED EQUAL AROUND THE PERIMETER OF THE TEMPORARY CONSTRUCTION FENCING.
3. PRIOR TO CONSTRUCTION THE CONTRACTOR SHALL SUBMIT SHOP DRAWINGS AND SAMPLES OF THE PRIVACY SCREENING TO THE ENGINEER FOR REVIEW AND APPROVAL.
4. NO PORTION OF THE FENCE SHALL EXCEED 6-FEET IN HEIGHT

TEMPORARY CHAIN LINK CONSTRUCTION FENCE

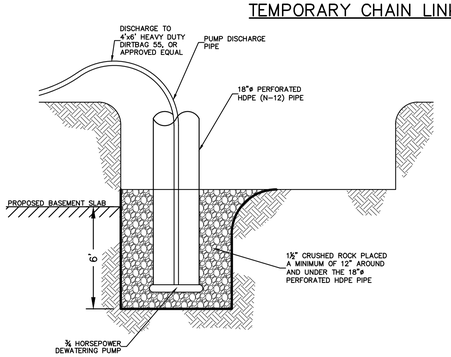

TYPICAL DEWATERING SUMP

SILT FENCE

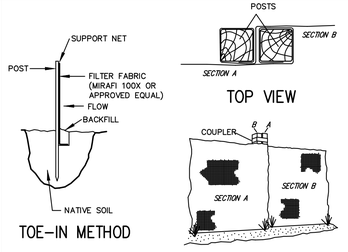

TOE-IN METHOD

JOINING SECTIONS OF FENCING

INSTALLATION NOTES:

1. EXCAVATE A 4 INCH * 4 INCH TRENCH ALONG THE LOWER PERIMETER OF THE SITE.
2. UNROLL A SECTION AT A TIME AND POSITION THE POSTS AGAINST THE BACK (DOWNSTREAM) WALL OF THE TRENCH (NET SIDE AWAY FROM DIRECTION OF FLOW).
3. DRIVE THE POST INTO THE GROUND UNTIL THE NETTING IS APPROXIMATELY 2 INCHES FROM THE TRENCH BOTTOM.
4. LAY THE TOE-IN FLAP OF FABRIC ONTO THE UNDISTURBED BOTTOM OF THE TRENCH, BACKFILL THE TRENCH AND TAMP THE SOIL. STEEPER SLOPES REQUIRE AN INTERCEPT TRENCH.
5. JOIN SECTIONS AS SHOWN ABOVE.

Stabilized Construction Entrance

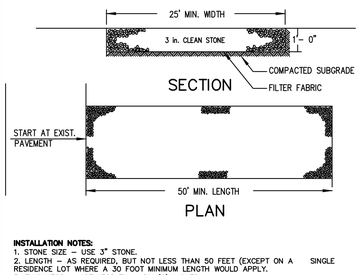

INSTALLATION NOTES:
1. STONE SIZE – USE 3" STONE.
2. LENGTH – AS REQUIRED, BUT NOT LESS THAN 50 FEET (EXCEPT ON A SINGLE RESIDENCE LOT WHERE A 30 FOOT MINIMUM LENGTH WOULD APPLY.
3. THICKNESS – NOT LESS THAN SIX (6) INCHES.
4. WIDTH – 25 FOOT MINIMUM, BUT NOT LESS THAN THE FULL WIDTH AT POINTS WHERE INGRESS OR EGRESS OCCUR.
5. FILTER CLOTH – WILL BE PLACED OVER THE ENTIRE AREA PRIOR TO PLACING OF STONE. FILTER CLOTH WILL NOT BE REQUIRED ON A SINGLE FAMILY RESIDENCE LOT.
6. SURFACE WATER – ALL SURFACE WATER FLOWING OR DIVERTED TOWARD CONSTRUCTION ENTRANCES SHALL BE PIPED ACROSS THE ENTRANCE. IF PIPING IS IMPRACTICAL, A MOUNTABLE BERM WITH 5:1 SLOPES WILL BE PERMITTED.
7. MAINTENANCE – THE ENTRANCE SHALL BE MAINTAINED IN A CONDITION WHICH WILL PREVENT TRACKING OR FLOWING OF SEDIMENT ONTO PUBLIC RIGHT OF WAY. THIS MAY REQUIRE PERIODIC TOP DRESSING WITH ADDITIONAL STONE AS CONDITIONS DEMAND AND REPAIR AND/OR CLEANOUT OF ANY MEASURES USED TO TRAP SEDIMENT. ALL SEDIMENT SPILLED, DROPPED, WASHED OR TRACKED ONTO PUBLIC RIGHT OF WAY MUST BE REMOVED IMMEDIATELY.
8. WASHING – WHEELS SHALL BE CLEANED TO REMOVE SEDIMENT PRIOR TO ENTRANCE ONTO PUBLIC RIGHT OF WAY. WHEN WASHING IS REQUIRED, IT SHALL BE DONE ON AN AREA STABILIZED WITH STONE AND WHICH DRAINS INTO AN APPROVED SEDIMENT TRAPPING DEVICE.
9. PERIODIC INSPECTION AND NEEDED MAINTENANCE SHALL BE PROVIDED AFTER EACH RAIN.

SOIL STOCKPILING

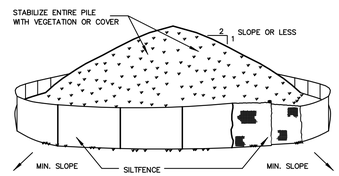

INSTALLATION NOTES

INSTALLATION NOTES:
1. AREA CHOSEN FOR STOCKPILING OPERATIONS SHALL BE DRY AND STABLE.
2. SOILS OR FILL TO BE STOCKPILED ON SITE DURING CUTTING AND FILLING ACTIVITIES SHOULD BE LOCATED ON LEVEL PORTIONS OF THE SITE WITH A MINIMUM OF 50-75 FOOT SETBACKS FROM TEMPORARY DRAINAGE SWALES.
3. MAXIMUM SLOPE OF STOCKPILE SHALL BE 1:2.
4. UPON COMPLETION OF SOIL STOCKPILING, EACH PILE SHALL BE SURROUNDED WITH EITHER SILT FENCING OR STRAWBALES, THEN STABILIZED WITH VEGETATION OR COVERED.
5. STOCKPILES REMAINING IN PLACE FOR MORE THAN A WEEK SHOULD BE SEEDED AND MULCHED OR COVERED WITH GEOTEXTILE FABRIC SURROUNDED BY SILT FENCE.
6. SEE SPECIFICATIONS FOR INSTALLATION OF SILT FENCE.

No.	Description	Date
	Revisions	
1.	REVISED PER STAFF COMMENTS	11/29/21
2.	REVISED PER PLANNING CONSULTANTS COMMENTS	02/04/22
3.	REVISED PER NEW ARCH LAYOUT	05/02/22
4.	REVISED PER PLANNING CONSULTANTS COMMENTS	10/04/22
5.	50% DD SUBMISSION	05/10/23

THIS PLAN NOT VALID FOR CONSTRUCTION WITHOUT ENGINEER'S SEAL & SIGNATURE

PROJECT:

PROPOSED MIXED-USE BUILDING
140-150 WESTCHESTER AVENUE
VILLAGE OF PORT CHESTER
WESTCHESTER COUNTY – NEW YORK

SEDIMENT & EROSION CONTROL PLAN

STATE OF NEW YORK · MICHAEL F. STEIN · 076431 · LICENSED PROFESSIONAL ENGINEER · No. 80637

HEC

HUDSON ENGINEERING & CONSULTING, P.C.
45 Knollwood Road – Suite 201
Elmsford, New York 10523
T: 914-909-0420
F: 914-560-2086

© 2021

Date: 09/28/21 Sheet: 2
Scale: 1" = 20' of 6
Designed By: T.K.
Checked By: M.S.
Sheet No.

C-2

ANY ALTERATIONS OR REVISIONS OF THESE PLANS, UNLESS DONE BY OR UNDER THE DIRECTION OF THE NYS LICENSED AND REGISTERED ENGINEER THAT PREPARED THEM, IS A VIOLATION OF THE NYS EDUCATION LAW.

STORMWATER POLLUTION PREVENTION PLAN & DRAINAGE ANALYSIS

Proposed Mixed-Use Building
140-150 Westchester Avenue
Port Chester - New York

September 28, 2021
Revised June 3, 2022



Hudson Engineering & Consulting, P.C.
45 Knollwood Road - Suite 201
Elmsford, NY 10523

Table of Contents

1) **Narrative:**

   A. **Introduction**
   B. **Methodology**
   C. **List of Permits**
   D. **Pre-Design Investigative Analysis**
   E. **Background Information**
   F. **Pre-Developed Conditions**
   G. **Post-Developed Conditions**
   H. **Water Quality Volume**
   I. **Construction Phase**
   J. **Construction Sequencing**
   K. **Erosion and Sediment Control Components**
   L. **Construction Practices to Minimize Stormwater Contamination**
   M. **Stormwater Management Facilities Maintenance Program**
   N. **Conclusion**

2) **Soil Map & Report**

3) **Watershed Maps**

4) **Pre-Developed Analysis of the 1-, 10-, and 25-Year Extreme Storm Events**

5) **Post-Development Analysis of the 1-, 10-, and 25-Year Extreme Storm Events**

6) **Water Quality Calculations**

7) **Municipal Drainage System Capacity**

8) **Hydro-International First Defense Operation and Maintenance Manual**

9) **LiveRoof Operation and Maintenance Manual**

1.) Narrative

STORMWATER POLLUTION PREVENTION PLAN
Proposed Mixed-Use Building
140-150 Westchester Avenue
Port Chester - New York

A. INTRODUCTION

This Stormwater Pollution Prevention Plan & Stormwater Analysis presents the proposed Best Management Practices (BMPs) to control erosion, sedimentation, and manage stormwater during the construction of a proposed mixed-use building and associated site work located at 140-150 Westchester Avenue in the Village of Port Chester, Westchester County, New York.

This plan consists of this narrative and a plan set entitled: "Proposed Mixed-Use Building, 140-150 Westchester Avenue, Village of Port Chester, Westchester County, New York", all as prepared by Hudson Engineering and Consulting, P.C., Elmsford, New York, last revised June 3, 2022. The plans have been prepared to meet the requirements of the Village of Port Chester. Since the project proposes to disturb less than 1.0 acre, this plan is not required to obtain coverage by the New York State Department of Environmental Conservation (NYSDEC) pursuant to the Phase II regulations under General Permit GP-0-20-001.

B. METHODOLOGY

The stormwater analysis was developed utilizing the Soil Conservation Service (SCS) TR-20 methodologies (HydroCad®) to assist with the drainage analysis and design of the mitigating practice. The "Complex Number" (CN) value determination is based on soil type, vegetation and land use. *See Soil Map & Report contained herein.* The "Time of Concentration" (T_c) is determined by the longest flow path, time wise, within each watershed. The CN and T_c data is input into the computer model. This project involves modifications to an existing developed property; therefore, this project will be classified as redevelopment.

In accordance with the NYS Stormwater Design Manual, since the project is classified as a redevelopment activity with a decrease in impervious area (see coverage calculations below), water quality treatment shall be provided in accordance with the regulations of Chapter 9.

Pre- Vs. Post- Coverage Development		
	Pre-	Post-
Impervious	19,234	16,388
Pervious	300	3,146
Total	19,534	19,534

The stormwater management design is based on the NYSDEC "New York State Stormwater Management Design Manual", latest edition and "Controlling Urban Runoff: A practical Manual for Planning and Designing Urban BMP'S", by the Metropolitan Washington Council of Governments. Stormwater quality has been analyzed in accordance with the guidelines set forth in the New York State General Permit for Storm Water Discharge, GP-0-20-001.

C. LIST OF PERMITS

The following is a list of permits and approvals required for the project along with the status.

- Village of Port Chester – Building Permit – Pending
- Village of Port Chester – Planning Board Approval – Pending

D. PRE-DESIGN INVESTIGATIVE ANALYSIS

Due to the configuration of the proposed site buildout, it was determined that conventional stormwater management practices could not be utilized in the stormwater design (i.e. infiltration chambers, infiltration basins, etc.). Therefore, no deep hole testing or percolation testing was performed.

E. BACKGROUND INFORMATION

The existing site consists of two three-story buildings that front Westchester Avenue with associated driveways that access the site from South Pearl Street. Additionally, the site contains a parking lot that has access from New Broad Street. The current build out of the site is almost completely impervious with only approximately 300 square feet of pervious area. The site contains no conventional stormwater management system. Based on the Village mapping

available, as well as the surveyed information, the entire site is tributary to the drainage line within Westchester Avenue and flows west.

F. PRE-DEVELOPED CONDITIONS

In the pre-developed conditions, the proposed building was modeled as two watersheds, Watershed 1 and Watershed 2 both tributary to the design point.

Watershed 1 contains approximately 13,353-square feet of tributary area, all of which is impervious in the form of the existing parking lot. This watershed has a weighted complex number (CN) value of 98 and a calculated Time of Concentration (Tc) of 1.1 minute. Runoff from this area originates in the southwest corner of the parking lot and flows generally in a northerly direction where it exits the site in the area of the New Broad Street & Westchester Avenue intersection. From there the runoff runs along the curb line to a catch basin located approximately 100-feet east of the site (design point).

Watershed 2 contains approximately 6,181-square feet of tributary area, of which 5,918 square feet is impervious in the form of the parking area and existing buildings and 263 square feet is pervious in the form of a small landscaped area in HSG 'Type D' soils. This watershed has a weighted complex number (CN) value of 97 and a calculated Time of Concentration (Tc) of 0.6 minute. Runoff from this area originates in existing parking area and flows generally in a northwesterly direction where it exits the site to the South Pearl Street Right-of-way Where it flows over the sidewalk to an existing catch basin at the intersection of South Pearl Street and Westchester Avenue. The runoff is then conveyed via pipe to the design point.

The combined runoff rates in the pre-developed condition were calculated as follows at the design point:

Pre-Developed Conditions - Peak Rate of Runoff			
	1- Year	10-Year	25-Year
	cfs	cfs	cfs
	1.42	2.60	3.27

G. POST-DEVELOPED CONDITIONS

In the post-developed conditions, the proposed building was modeled as one watershed, Watershed 1.

Watershed 1 contains approximately 19,534-square feet of tributary area, of which approximately 3,146 square feet is pervious in the form of a LiveRoof green roof system and 16,388 square feet is impervious in the form of the remainder of the building area. This watershed has a weighted complex number (CN) value of 91 and a direct entry Time of Concentration (Tc) of 1.0 minute.

Runoff from this area is collected and conveyed via a comprehensive internal drainage system to a proposed 3'-Diameter First Defense hydrodynamic separator. The device is sized to treat 100 percent of the water quality volume from the tributary area and bypass the 25-year storm event. The runoff is then conveyed via pipe to the design point.

The runoff rates in the post-developed condition were calculated as follows at the design point:

Post-Developed Conditions - Peak Rate of Runoff			
	1- Year	10-Year	25-Year
	cfs	cfs	cfs
	1.05	2.30	3.01

The development includes alterations to the municipal drainage system. The portion of the Village's system from the site's connection point (approximately 100 feet southwest of the intersection of New Broad Street and Westchester Avenue) to the downstream drainage structure located at the intersection of New Broad Street and Westchester Avenue is to be replaced with 15" RC Pipe (currently 12" RC). By increasing the size of the pipe from a 12" pipe to a 15" pipe, the flowing full capacity was increased from 7.97 cfs to 14.47 cfs resulting in a total increase in capacity of 6.50 cfs. The proposed development has a discharge rate of 3.01 cfs for the 25-year event. The development of the site results in a net increase in capacity of the municipal drainage line within New Broad Street of 3.49 cfs. Calculations for the capacity of the municipal drainage pipe are included later in this report.

H. WATER QUALITY VOLUME

The Water Quality Volume (WQv) calculations were performed for the overall watershed as follows:

WATERSHED 1

P= 90% Rainfall 1.5 -inches for Westchester County

A_i = Impervious Area = 16,388 -square feet

A_i = 0.3762 -acres

A_t = Tributary Area = 19,534 -square feet

A_t = 0.4484 -acres

I = % Impervious = 83.89%

R_v= 0.05+0.009(I); where I = Percent Impervious written as a percent

R_v= 0.805 **(0.20 minimum)**

R_v= 0.805

$$WQ_v = \frac{(P \times R_v \times A_t)}{12} = 0.04513 \text{ acre-feet} = 1965.74 \text{ cubic feet}$$

Rainfall Equivalent = 2.30 -inches → 1,973 cubic feet OKAY

The entire water quality volume is treated by a 3-foot Diameter First Defense Unit hydrodynamic device. The water quality practice is sized to treat the entire water quality volume from the site, exceeding the minimum volume required under the NYSDEC regulations. The device has also been sized to bypass the 25-year storm event. *Water Quality routing calculations are contained within Section 3 of this report.*

I. CONSTRUCTION PHASE

During the construction phase of the project, a sediment and erosion control plan shall be implemented in accordance with the New York State Department of Environmental Conservation's Best Management Practices (BMP). The primary goals of the sediment and erosion control plan are to prevent the tracking of dirt and mud onto adjacent roads, to prevent mud and silt from entering into existing and proposed drainage facilities, and to protect the receiving waters from contamination during the construction.

During construction, the party responsible for implementing the temporary (during construction) Stormwater Management facilities Maintenance Program will be the Owner & Contractor. Contact information for each will be filed with the Village.

The projects anticipated start date is Spring 2023 and the anticipated completed date is Fall 2024.

J. CONSTRUCTION SEQUENCING

The following erosion control schedule shall be utilized:

1. Install construction entrance to the development area.
2. Establish construction staging area.
3. Install silt fence down slope of all areas to be disturbed as shown on the plan.

4. Remove trees where necessary (clear & grub) for the proposed construction.

5. Demolish any existing site features and/or structures noted as being removed on the construction documents, and dispose of off-site.

6. Rough grade site.

7. Install additional silt fencing as necessary.

8. Excavate and construct building foundation.

9. Install drainage work tributary to existing city infrastructure including all water quality devices, catch basins and piping.

10. Construct buildings. Connect interior roof drain system to previously installed water quality device.

11. Install curbing, and sidewalks.

12. Clean pavement, drain lines, catch basins and water quality devices.

13. Install landscape plantings. Spread salt hay over any seeded areas.

14. Remove all remaining temporary soil erosion and sediment control measures after the site is stabilized with vegetation.

* Soil erosion and sediment control maintenance must occur weekly and prior to and after every ½" or greater rainfall event.

K. EROSION AND SEDIMENT CONTROL COMPONENTS

The primary aim of the soil and sediment control measures is to reduce soil erosion from areas stripped of vegetation during and after construction and to prevent silt from reaching the off-site drainage structures and downstream properties. As outlined in the Construction Sequencing schedule, the Sediment and Erosion Control Components are an integral component of the construction sequencing and will be implemented to control sedimentation and re-establish vegetation as soon as practicable.

Planned erosion and sedimentation control practices during construction include the installation, inspection and maintenance of the inlet protection, soil stockpile areas, and silt fencing and construction sequencing. Dust control will be accomplished by sprinkling.

All proposed soil erosion and sediment control practices have been designed in accordance with the following publications:

- New York State standards and Specifications for Erosion and Sediment Control, latest edition.

- New York State General Permit for Stormwater Discharges, GP-0-20-001 (General permit).

- "Reducing the Impacts of Stormwater Runoff from New Development", as published by the New York State Department of Environmental Conservation (NYSDEC), second edition, April, 1993.

The proposed soil erosion and sediment control devices include the planned erosion control practices outlined below. Maintenance procedures for each erosion control practice have also been outlined below.

- **SILT FENCE**

  Silt fence (geo-textile filter cloth) shall be placed in locations depicted on the approved plans. The purpose of the silt fence is to reduce the velocity of sediment laden stormwater from small drainage areas and to intercept the transported sediment load. In general, silt fence shall be used at the toe of slopes or intermediately within slopes where obvious channel concentration of stormwater is not present.

  Maintenance

  Silt fencing shall be inspected at a minimum of once per week and prior to and within 48 hours following a rain event ½" or greater. Inspections shall include ensuring that the fence material is tightly secured to the woven wire and the wire is secured to the wood posts. In addition, overlapping filter fabric shall be secure and the fabric shall be maintained a minimum of six (6) inches below grade. In the event that any "bulges" develop in the fence, that section of fence shall be replaced within 48 hours with new fence section. Any sediment build-up against the fence shall be removed within 48 hours and deposited on-site a minimum of 100 feet outside of any wetland or watercourse.

- **INLET PROTECTION**

  After catch basins and surface inlets have been installed, these drain inlets will receive stormwater from the roadway and surrounding overland watersheds. In order to protect the receiving waters from sedimentation, the contractor shall install manufactured inserts to protect inlets as illustrated on the approved plans. This barrier will allow stormwater to be filtered prior to reaching the basins outlet.

Maintenance

The Structure insert shall be inspected daily by a trained contractor. stone aggregate shall be inspected weekly prior to and within 48 hours following a rain event ½" or greater. Care shall be taken to ensure that all stone aggregate are properly located and secure and do not become displaced. The stone aggregate shall be inspected for accumulated sediments and any accumulated sediment shall be removed from the device and deposited not less than 100 feet from wetland or watercourse.

- **SOIL/SHOT ROCK STOCKPILING**

All soil and shot rock stripped from the construction area during grubbing and mass grading shall be stockpiled in locations approved by the Town/Village's representative, but in no case shall they be placed within 100' of a wetland or watercourse. The stockpiled soils shall be re-used during finish-grading to provide a suitable growing medium for plant establishment. Soil stockpiles shall be protected from erosion by vegetating the stockpile with rapidly – germinating grass seed or covering the stockpile with tarpaulin and surrounding it with either silt fence.

Maintenance

Sediment controls (silt fence) surrounding the stockpiles shall be inspected according to the recommended maintenance outline above. All stockpiles shall be inspected for signs of erosion or problems with seed establishment weekly and prior to and within 48 hours following a rain event ½" or greater.

- **DEWATERING**

Prevent surface water and subsurface or ground water from flowing into excavations and trenches. Pump out any accumulated water.

Do not allow water to accumulate in excavations or trenches. Remove water from all excavations immediately to prevent softening of foundation bottoms, undercutting footings, and soil changes detrimental to the stability of subgrades and foundations. Furnish and maintain pumps, sumps, suction and discharge piping systems, and other system components necessary to convey the water away from the Site.

Convey water removed from excavations, and rain water, to collecting or run-off area. Cut and maintain temporary drainage ditches and provide other necessary diversions outside excavation limits for each structure. Do not use trench excavations as temporary drainage ditches.

Provide temporary controls to restrict the velocity of discharged water as necessary to prevent erosion and siltation of receiving areas.

L. CONSTRUCTION PRACTICES TO MINIMIZE STORMWATER CONTAMINATION

General:

Adequate measures shall be taken to minimize contaminant particles arising from the discharge of solid materials, including building materials, grading operations, and the reclamation and placement of pavement, during project construction, including but not limited to:

- Building materials, garbage, and debris shall be cleaned up daily and deposited into dumpsters, which will be periodically removed from the site and appropriately disposed of. All dumpsters and containers left on-site shall be covered and surrounded with silt fence in order to prevent contaminants from leaving the site. Silt fencing shall be inspected on a weekly basis.

- Dump trucks hauling material from the construction site will be covered with a tarpaulin.

- The paved street adjacent to the site entrance will be swept daily to remove excess mud, dirt, or rock tracked from the site.

- Petroleum products will be stored in tightly sealed containers that are clearly labeled.

- All vehicles on site will be monitored for leaks and receive regular preventive maintenance to reduce the chance of leakage.

- All spills will be cleaned up immediately upon discovery. Spills large enough to reach the storm system will be reported to the National Response Center at 1-800-424-8802.

- Materials and equipment necessary for spill cleanup will be kept in the temporary material storage trailer onsite. Equipment will include, but not be limited to, brooms, dust pans, mops, rags, gloves, goggles, kitty litter, sand, saw dust, and plastic and metal trash containers.

- All paint containers and curing compounds will be tightly sealed and stored when not required for use. Excess paint will not be discharged to the storm system, but will be properly disposed according to the manufacturer's instructions.

- Sanitary waste will be collected from portable units a minimum of two times a week to avoid overfilling. All sanitary waste units shall be surrounded by silt fence to prevent contaminants from leaving the site. Silt fencing shall be inspected on a weekly basis.

- Any asphalt substances used on-site will be applied according to the manufacturer's recommendation.

- Fertilizers will be stored in a covered shed and partially used bags will be transferred to a sealable bin to avoid spills and will be applied only in the minimum amounts recommended by the manufacturer and worked into the soil to limit exposure to stormwater.

- No disturbed area shall be left un-stabilized for longer than 14 days during the growing season.

- When erosion is likely to be a problem, grubbing operations shall be scheduled and performed such that grading operations and permanent erosion control features can follow within 24 hours thereafter.

- As work progresses, patch seeding shall be done as required on areas previously treated to maintain or establish protective cover.

- Drainage pipes and swales/ditches shall generally be constructed in a sequence from outlet to inlet in order to stabilize outlet areas and ditches before water is directed to the new installation or any portion thereof, unless conditions unique to the location warrant an alternative method.

Spill Control & Spill Response:

- For all hazardous materials stored on site, the manufacturer's recommended methods for spill clean up will be clearly posted. Site personnel will be made aware of the procedures, and the locations of the information and cleanup supplies.
- Appropriate cleanup materials and equipment will be maintained by the Contractor in the materials storage area on-site. As appropriate, equipment and materials may include items such as booms, dust pans, mops, rags, gloves, goggles, kitty litter, sand, sawdust, and plastic and metal trash containers specifically for clean up purposes.
- All spills will be cleaned immediately after discovery and the materials disposed of properly.
- The spill area will be kept well ventilated and personnel will wear appropriate protective clothing to prevent injury from contact with a hazardous substance.
- After a spill, a report will be prepared describing the spill, what caused it, and the cleanup measures taken. The spill prevention plan will be adjusted to include measures to prevent this type of spill from reoccurring, as well as clean up instructions in the event of reoccurrences.
- The Contractor's site superintendent, responsible for day-to-day operations, will be the spill prevention and cleanup coordinator. The Contractor is responsible for ensuring that the site superintendent has had appropriate training for hazardous materials handling, spill management, and cleanup.
- The Contractor's site superintendent will be notified immediately when a spill or the threat of a spill is observed. The superintendent will assess the situation and determine the appropriate response.
- If spills represent an imminent threat of escaping erosion and sediment controls and entering receiving waters, personnel will be directed to respond immediately to contain the release and notify the superintendent after the situation has been stabilized.
- Spill kits containing appropriate materials and equipment for spill response and cleanup will be maintained by the Contractor at the site.
- If oil sheen is observed on surface water, action will be taken immediately to remove the material causing the sheen. The Contractor will use appropriate materials to contain and absorb the spill. The source of the oil sheen will also be identified and removed or repaired as necessary to prevent further releases.

- If a spill occurs the superintendent or the superintendent's designee will be responsible for completing the spill reporting form and for reporting the spill to the contacts listed below.
- Personnel with primary responsibility for spill response and clean up will receive training by the Contractor's site superintendent or designee. The training must include identifying the location of the spill kits and other spill response equipment and the use of spill response materials.
- Spill response equipment will be inspected and maintained as necessary to replace any materials used in spill response activities.

Spill Control Notification:

- A reportable spill is a quantity of five (5) gallons or more or any spill of oil which: (1) violates water quality standards, (2) produces a "sheen" on a surface water, or (3) causes a sludge or emulsion. This spill must be reported immediately to the agencies listed below.

- Any spill of oil or hazardous substance to waters of the state must be reported immediately by telephone to the following agencies:

  - 911 – Police, Fire and EMS
  - NYS Department of Environmental Conservation (NYSDEC)
    Spill Reporting Hotline
    (1800) 457–7362
  - National Response Center: (1800) 424-8802
  - Local Emergency Planning Committee (LEPC)
    Westchester County Office of Emergency Management
    200 Bradhurst Avenue
    Hawthorne, NY 10532
    (914) 864–5450
  - Westchester County Department of Health (WCDOH)
    Spill Reporting Hotline
    (914) 813-5000
  - U.S. Environmental Protection Agency (USEPA)
    EPCRA Information Hotline
    1(800) 535–0202
  - U.S. Department of Labor and Occupational Safety and Health Administration (OSHA)
    Tarrytown, NY
    (914) 524–7510

M. STORMWATER MANAGEMENT FACILITIES MAINTENANCE PROGRAM

The following maintenance plan has been developed to maintain the proper function of all drainage and erosion and sediment control facilities:

- Erosion & Sediment Control Maintenance:

  During the construction of the project, a trained contractor shall be on-site during all soil disturbance activities. Additionally, The trained contractor shall inspect all erosion and sediment control measures daily to ensure compliance with the approved SWPPP. Any repairs required shall be performed in a timely manner. Additionally, and a qualified inspector (P.E) weekly and/or within 24 hours following a rainstorm ½" or greater.

  General Stormwater Facilities Maintenance (Storm Sewer, Catch Basins/Drain Inlets, Manholes, Pre-treatment Device and Subsurface Infiltration System)

  All stormwater facilities shall be inspected immediately after completion of construction, and then monthly for the first three (3) months following the completion of the Project. Within the first three (3) months, inspections shall immediately be performed following a large storm event (i.e. producing 1/2" (one-half inch) of rain or greater. Thereafter, these facilities shall be inspected as described as follows. Upon inspection, facilities shall be immediately maintained and/or cleaned as may be required. Any site areas exhibiting soil erosion of any kind shall be immediately restored and stabilized with vegetation, mulch or stone, depending on the area to be stabilized.

  Upon each inspection, all visible debris including, but not limited to, twigs, leaf and forest litter shall be removed frames and grates of drainage structures.

- Sumps − Catch Basin/Drain Inlets and Drain Manholes

  All catch basin/drain inlets and drain manholes with sumps have been designed to trap sediment prior to its transport to the infiltration practice and, ultimately, downstream. These sumps will require periodic inspection and maintenance to ensure that adequate depth is maintained within the sumps.

  All sumps shall be inspected once per month for the first three (3) months (after drainage system has been put into service). Thereafter, all sumps shall be inspected every four (4) months. The Owner, or their duly authorized representative, shall take measurements of the sump depth.

If sediment has accumulated to 1/2 (one-half) the depth of the sump, all sediment shall be removed from the sump. Sediments can be removed with hand-labor or with a vacuum truck.

The use of road salt shall be minimized for maintenance of roadway and driveway areas.

- Hydrodynamic Separator:

  The hydrodynamic separator (First Defense Unit) shall be inspected every six (6) months (Spring and Fall) for excess sediment accumulation. During dry weather conditions, accumulated sediments shall be vacuumed out when sediment has reached 1/2 (one-half) the capacity of the isolated sump, or when an appreciable level of hydrocarbons and trash has accumulated, whichever occurs first.

  Upon completion of construction, the First Defense Unit should be inspected quarterly during the first year in order to develop an appropriate schedule of maintenance. When the sediment pile is within 30 to 36 inches of the water surface, the system should be maintained. A vacuum truck shall be used to remove the accumulated sediment and debris. Refer to manufacturer's literature for detailed maintenance instructions.

N. CONCLUSION:

The stormwater management plan proposed meets and exceeds all the requirements set forth by the Village of Port Chester and the New York State Department of Environmental Conservation (NYSDEC) for redevelopment projects. Design modification requirements that may occur during the approval process, will be performed and submitted for review to the Village of Port Chester.

2.) Soil Map & Report

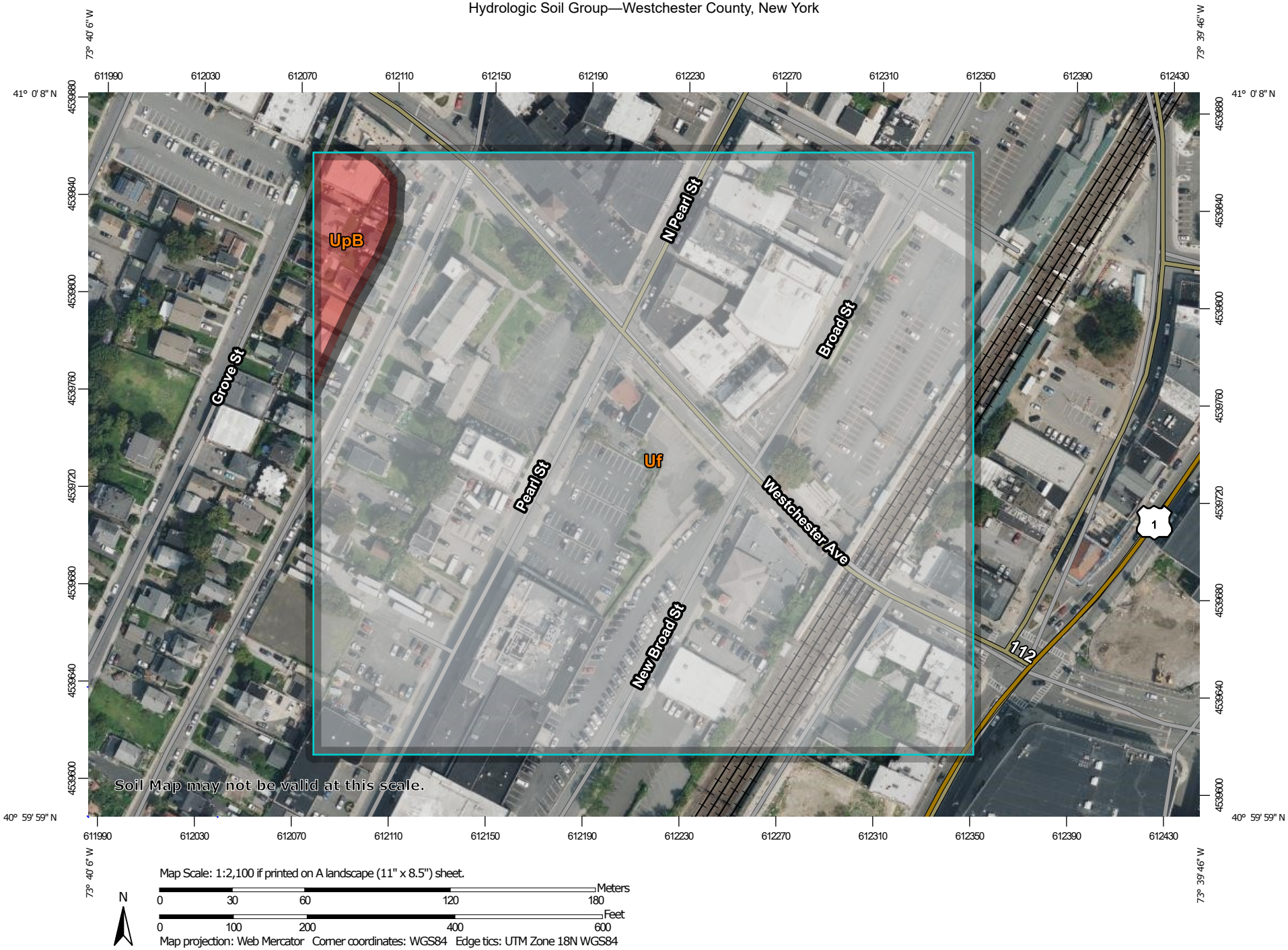

Map Scale: 1:2,100 if printed on A landscape (11" x 8.5") sheet.

N

Meters: 0 30 60 120 180

Feet: 0 100 200 400 600

Map projection: Web Mercator Corner coordinates: WGS84 Edge tics: UTM Zone 18N WGS84

MAP LEGEND

Area of Interest (AOI)

- Area of Interest (AOI)

Soils

Soil Rating Polygons

- A
- A/D
- B
- B/D
- C
- C/D
- D
- Not rated or not available

Soil Rating Lines

- A
- A/D
- B
- B/D
- C
- C/D
- D
- Not rated or not available

Soil Rating Points

- A
- A/D
- B
- B/D
- C
- C/D
- D
- Not rated or not available

Water Features

- Streams and Canals

Transportation

- Rails
- Interstate Highways
- US Routes
- Major Roads
- Local Roads

Background

- Aerial Photography

MAP INFORMATION

The soil surveys that comprise your AOI were mapped at 1:12,000.

Warning: Soil Map may not be valid at this scale.

Enlargement of maps beyond the scale of mapping can cause misunderstanding of the detail of mapping and accuracy of soil line placement. The maps do not show the small areas of contrasting soils that could have been shown at a more detailed scale.

Please rely on the bar scale on each map sheet for map measurements.

Source of Map: Natural Resources Conservation Service
Web Soil Survey URL:
Coordinate System: Web Mercator (EPSG:3857)

Maps from the Web Soil Survey are based on the Web Mercator projection, which preserves direction and shape but distorts distance and area. A projection that preserves area, such as the Albers equal-area conic projection, should be used if more accurate calculations of distance or area are required.

This product is generated from the USDA-NRCS certified data as of the version date(s) listed below.

Soil Survey Area: Westchester County, New York
Survey Area Data: Version 16, Jun 11, 2020

Soil map units are labeled (as space allows) for map scales 1:50,000 or larger.

Date(s) aerial images were photographed: Aug 22, 2020—Sep 23, 2020

The orthophoto or other base map on which the soil lines were compiled and digitized probably differs from the background imagery displayed on these maps. As a result, some minor shifting of map unit boundaries may be evident.

Hydrologic Soil Group

Map unit symbol	Map unit name	Rating	Acres in AOI	Percent of AOI
Uf	Urban land		16.2	96.9%
UpB	Urban land-Paxton complex, 3 to 8 percent slopes	D	0.5	3.1%
Totals for Area of Interest			**16.7**	**100.0%**

Description

Hydrologic soil groups are based on estimates of runoff potential. Soils are assigned to one of four groups according to the rate of water infiltration when the soils are not protected by vegetation, are thoroughly wet, and receive precipitation from long-duration storms.

The soils in the United States are assigned to four groups (A, B, C, and D) and three dual classes (A/D, B/D, and C/D). The groups are defined as follows:

Group A. Soils having a high infiltration rate (low runoff potential) when thoroughly wet. These consist mainly of deep, well drained to excessively drained sands or gravelly sands. These soils have a high rate of water transmission.

Group B. Soils having a moderate infiltration rate when thoroughly wet. These consist chiefly of moderately deep or deep, moderately well drained or well drained soils that have moderately fine texture to moderately coarse texture. These soils have a moderate rate of water transmission.

Group C. Soils having a slow infiltration rate when thoroughly wet. These consist chiefly of soils having a layer that impedes the downward movement of water or soils of moderately fine texture or fine texture. These soils have a slow rate of water transmission.

Group D. Soils having a very slow infiltration rate (high runoff potential) when thoroughly wet. These consist chiefly of clays that have a high shrink-swell potential, soils that have a high water table, soils that have a claypan or clay layer at or near the surface, and soils that are shallow over nearly impervious material. These soils have a very slow rate of water transmission.

If a soil is assigned to a dual hydrologic group (A/D, B/D, or C/D), the first letter is for drained areas and the second is for undrained areas. Only the soils that in their natural condition are in group D are assigned to dual classes.

Rating Options

Aggregation Method: Dominant Condition

Component Percent Cutoff: None Specified

Tie-break Rule: Higher

3.) Watershed Maps

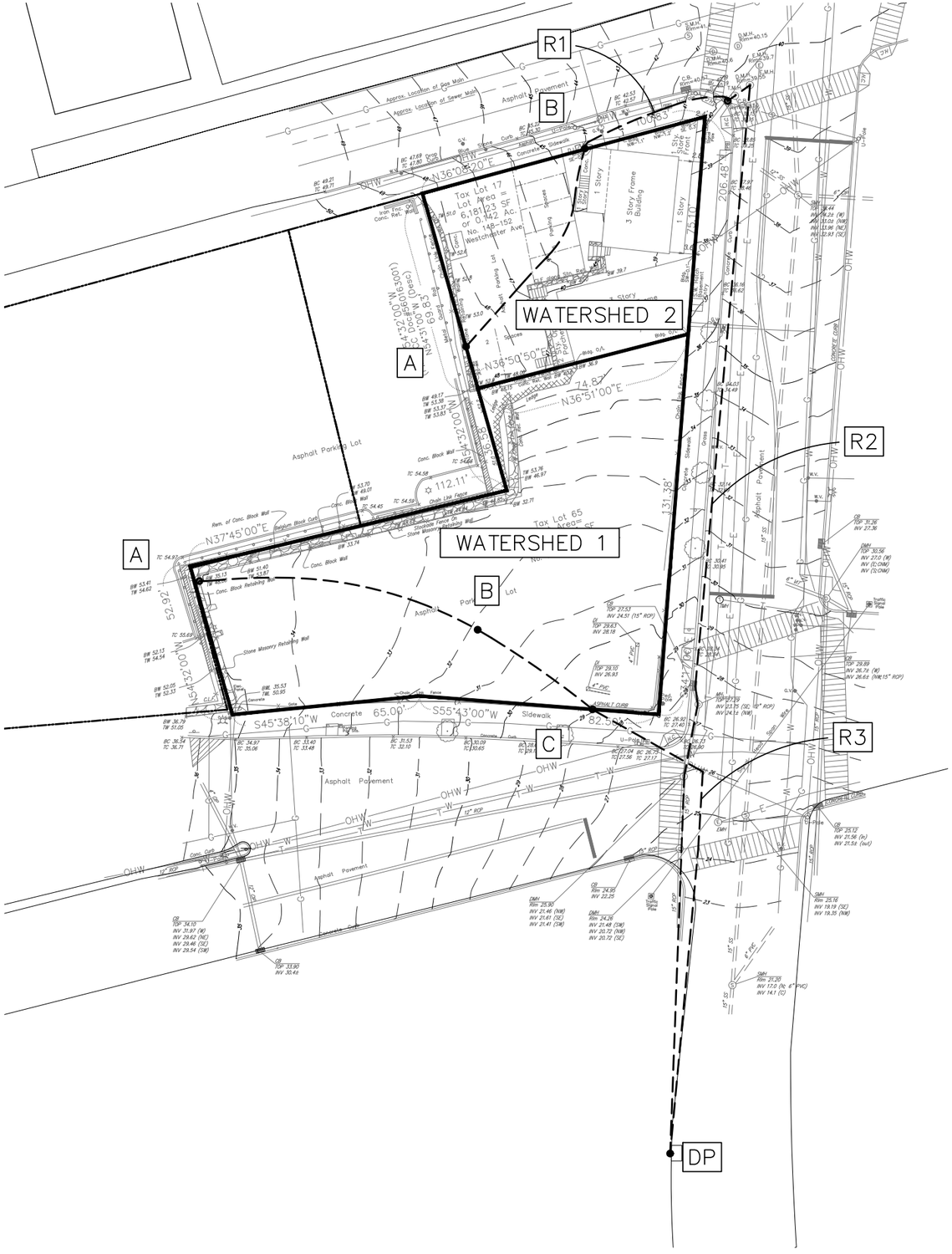
R1
B
A
WATERSHED 2
WATERSHED 1
R2
R3
C
DP
Tax Lot 17
Lot Area = 6,181.23 SF or 0.142 Ac.
No. 148-152 Westchester Ave
Tax Lot 65
Area= SF
No.
Asphalt Parking Lot
Asphalt Pavement
Concrete Sidewalk
Concrete
Stone Masonry Retaining Wall
Conc. Block Retaining Wall
Conc. Block Wall
Chain Link Fence
Stockade Fence
Approx. Location of Gas Main
Approx. Location of Sewer Main
3 Story Frame Building
1 Story
Shed
Parking Lot
Curb
Gutter
Sidewalk
Grass
Driveway
Pavement
Asphalt Curb
Concrete Curb
Gate
Pole
Guy Wire
Traffic Signal Pole
Utility Pole
Fire Hydrant
Gas Valve
Water Valve
Gas Meter
Sign
Light
Mailbox
Bollard
Tree
Shrub
Hedge
Rock
Boulder
Retaining Wall
Steps
Ramp
Fence
Gate
Post
Rail
Wall
Pier
Column
Beam
Slab
Foundation
Footing
Pile
Caisson
Drilled Pier
Grade Beam
Tie Beam
Strut
Brace
Truss
Joist
Rafter
Purlin
Girt
Sheathing
Roofing
Flashing
Gutter
Downspout
Scupper
Drain
Inlet
Manhole
Catch Basin
Curb Inlet
Area Drain
Trench Drain
Sump
Pump
Tank
Vault
Meter
Valve
Hydrant
Sprinkler
Standpipe
Fire Department Connection
Siamese
Backflow Preventer
Pressure Reducing Valve
Check Valve
Gate Valve
Butterfly Valve
Ball Valve
Globe Valve
Needle Valve
Plug Valve
Diaphragm Valve
Pinch Valve
Solenoid Valve
Motorized Valve
Manual Valve
Relief Valve
Safety Valve
Vacuum Breaker
Air Release Valve
Combination Air Valve
Blow-Off Valve
Flushing Valve
Sampling Station
Meter Pit
Meter Box
Meter Vault
Meter Setter
Meter Reader
Meter Transmitter
Meter Receiver
Meter Antenna
Meter Cable
Meter Conduit
Meter Junction Box
Meter Pedestal
Meter Post
Meter Rail
Meter Wall
Meter Pier
Meter Column
Meter Beam
Meter Slab
Meter Foundation
Meter Footing
Meter Pile
Meter Caisson
Meter Drilled Pier
Meter Grade Beam
Meter Tie Beam
Meter Strut
Meter Brace
Meter Truss
Meter Joist
Meter Rafter
Meter Purlin
Meter Girt
Meter Sheathing
Meter Roofing
Meter Flashing
Meter Gutter
Meter Downspout
Meter Scupper
Meter Drain
Meter Inlet
Meter Manhole
Meter Catch Basin
Meter Curb Inlet
Meter Area Drain
Meter Trench Drain
Meter Sump
Meter Pump
Meter Tank
Meter Vault
Meter Meter
Meter Valve
Meter Hydrant
Meter Sprinkler
Meter Standpipe
Meter Fire Department Connection
Meter Siamese
Meter Backflow Preventer
Meter Pressure Reducing Valve
Meter Check Valve
Meter Gate Valve
Meter Butterfly Valve
Meter Ball Valve
Meter Globe Valve
Meter Needle Valve
Meter Plug Valve
Meter Diaphragm Valve
Meter Pinch Valve
Meter Solenoid Valve
Meter Motorized Valve
Meter Manual Valve
Meter Relief Valve
Meter Safety Valve
Meter Vacuum Breaker
Meter Air Release Valve
Meter Combination Air Valve
Meter Blow-Off Valve
Meter Flushing Valve
Meter Sampling Station
N36°08'20"E
206.48'
N36°50'50"E
74.8'
N36°51'00"E
131.38'
N37°45'00"E
57.27'
S45°38'10"W
65.00'
S55°43'00"W
82.54'
N36°51'00"W
69.83'
N36°51'00"W
112.11'
N36°51'00"W
N36°51'00"W
N36°51'00"W

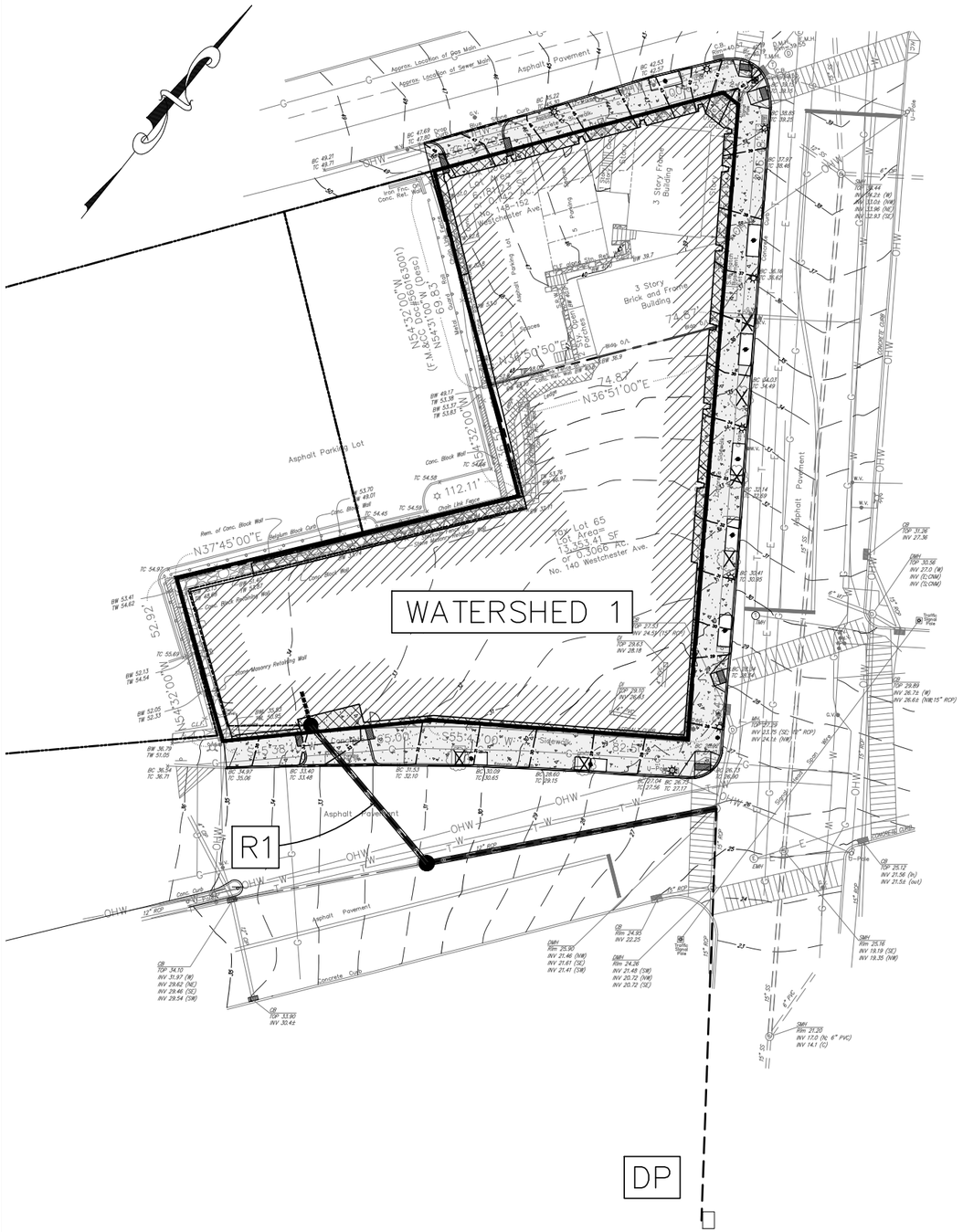

EXISTING INFORMATION SHOWN HEREON PROVIDED BY RICHARD DOMATO LAND SURVEYOR DATED MARCH 5, 2021

GRAPHIC SCALE

20 0 10 20 40 80

(IN FEET)

1 inch = 20 ft.

ANY ALTERATIONS OR REVISIONS OF THESE PLANS, UNLESS DONE BY OR UNDER THE DIRECTION OF THE NYS LICENSED AND REGISTERED ENGINEER THAT PREPARED THEM, IS A VIOLATION OF THE NYS EDUCATION LAW.

No.	Description	Date
	Revisions	

THIS PLAN NOT VALID FOR CONSTRUCTION WITHOUT ENGINEERS SEAL & SIGNATURE

PROJECT:

PROPOSED MIXED-USE BUILDING
140-150 WESTCHESTER AVENUE
VILLAGE OF PORT CHESTER
WESTCHESTER COUNTY - NEW YORK

WATERSHED MAP - PROPOSED

HEC
HUDSON ENGINEERING & CONSULTING, P.C.
45 Knollwood Road - Suite 201
Elmsford, New York 10523
T: 914-909-0420
F: 914-560-2088
© 2021

Date: 02/04/22
Scale: 1" = 20'
Designed By: T.K.
Checked By: M.S.
Sheet: 3 / 6
Sheet No.
WS-P

4.) Pre-Developed Analysis of the 1-,10-, and 25-Year Storm Events

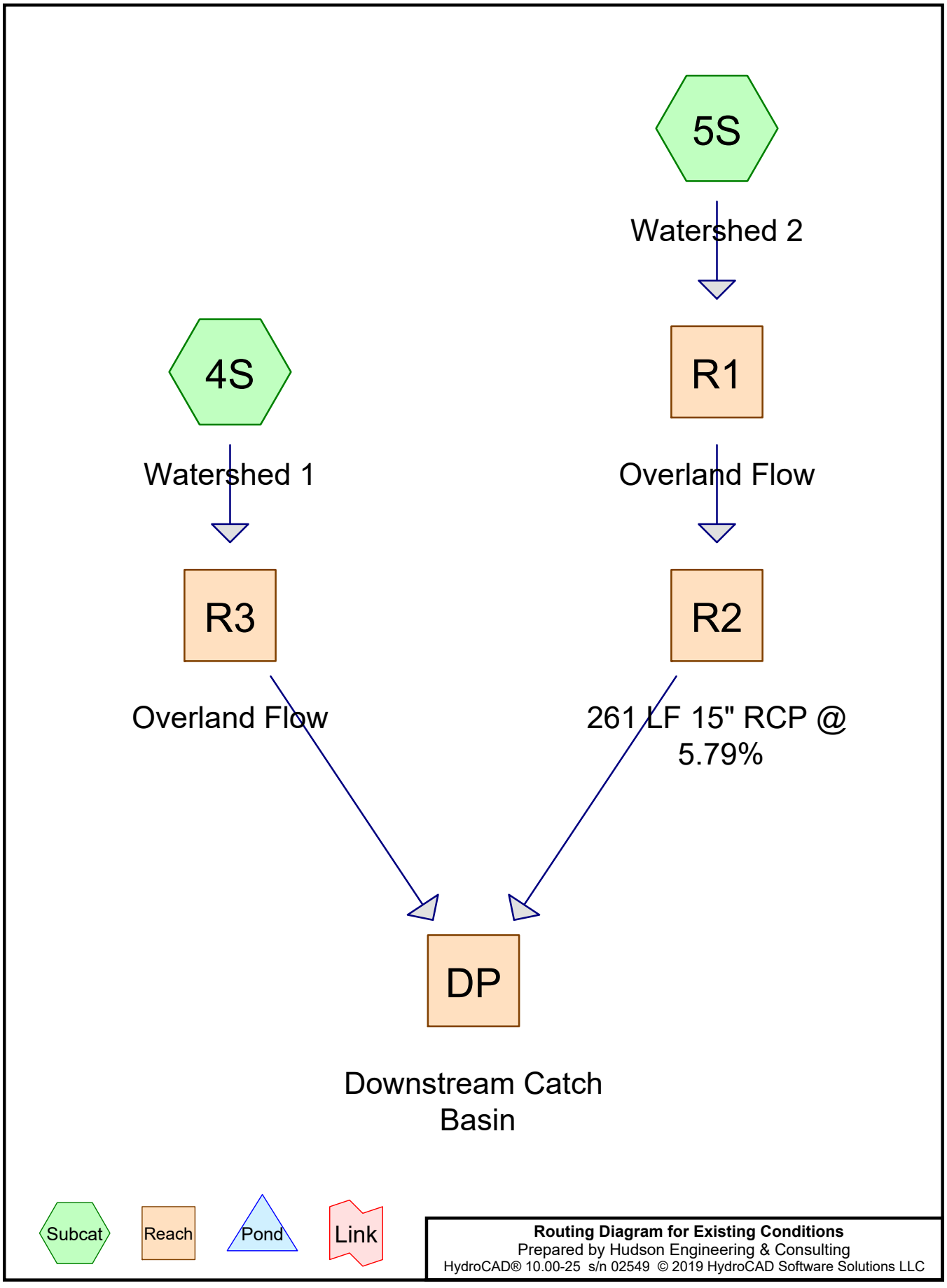

Routing Diagram for Existing Conditions
Prepared by Hudson Engineering & Consulting
HydroCAD® 10.00-25 s/n 02549 © 2019 HydroCAD Software Solutions LLC

Summary for Subcatchment 4S: Watershed 1

Runoff = 1.01 cfs @ 12.02 hrs, Volume= 2,925 cf, Depth= 2.63"

Runoff by SCS TR-20 method, UH=SCS, Weighted-CN, Time Span= 0.00-60.00 hrs, dt= 0.01 hrs
Type III 24-hr 1-Year Rainfall=2.86"

	Area (sf)	CN	Description
*	13,353	98	Impervious
	13,353		100.00% Impervious Area

Tc (min)	Length (feet)	Slope (ft/ft)	Velocity (ft/sec)	Capacity (cfs)	Description
0.9	99	0.0323	1.74		**Sheet Flow, A->B** Smooth surfaces n= 0.011 P2= 3.50"
0.2	48	0.0603	4.98		**Shallow Concentrated Flow, B->C** Paved Kv= 20.3 fps
1.1	147	Total			

Summary for Subcatchment 5S: Watershed 2

Runoff = 0.47 cfs @ 12.01 hrs, Volume= 1,298 cf, Depth= 2.52"

Runoff by SCS TR-20 method, UH=SCS, Weighted-CN, Time Span= 0.00-60.00 hrs, dt= 0.01 hrs
Type III 24-hr 1-Year Rainfall=2.86"

	Area (sf)	CN	Description
*	5,918	98	Imperviuos
	263	80	>75% Grass cover, Good, HSG D
	6,181	97	Weighted Average
	263		4.25% Pervious Area
	5,918		95.75% Impervious Area

Tc (min)	Length (feet)	Slope (ft/ft)	Velocity (ft/sec)	Capacity (cfs)	Description
0.6	82	0.0585	2.12		**Sheet Flow, A->B** Smooth surfaces n= 0.011 P2= 3.50"

Summary for Reach DP: Downstream Catch Basin

Inflow Area = 19,534 sf, 98.65% Impervious, Inflow Depth = 2.59" for 1-Year event
Inflow = 1.42 cfs @ 12.03 hrs, Volume= 4,223 cf
Outflow = 1.42 cfs @ 12.03 hrs, Volume= 4,223 cf, Atten= 0%, Lag= 0.0 min

Routing by Dyn-Stor-Ind method, Time Span= 0.00-60.00 hrs, dt= 0.01 hrs

Summary for Reach R1: Overland Flow

Inflow Area = 6,181 sf, 95.75% Impervious, Inflow Depth = 2.52" for 1-Year event
Inflow = 0.47 cfs @ 12.01 hrs, Volume= 1,298 cf
Outflow = 0.46 cfs @ 12.01 hrs, Volume= 1,298 cf, Atten= 1%, Lag= 0.2 min

Routing by Dyn-Stor-Ind method, Time Span= 0.00-60.00 hrs, dt= 0.01 hrs
Max. Velocity= 2.40 fps, Min. Travel Time= 0.4 min
Avg. Velocity = 0.53 fps, Avg. Travel Time= 1.7 min

Peak Storage= 10 cf @ 12.01 hrs
Average Depth at Peak Storage= 0.02'
Bank-Full Depth= 0.08' Flow Area= 0.8 sf, Capacity= 4.93 cfs

10.00' x 0.08' deep channel, n= 0.013 Concrete, trowel finish
Length= 54.0' Slope= 0.0861 '/'
Inlet Invert= 44.20', Outlet Invert= 39.55'



Summary for Reach R2: 261 LF 15" RCP @ 5.79%

Inflow Area = 6,181 sf, 95.75% Impervious, Inflow Depth = 2.52" for 1-Year event
Inflow = 0.46 cfs @ 12.01 hrs, Volume= 1,298 cf
Outflow = 0.45 cfs @ 12.02 hrs, Volume= 1,298 cf, Atten= 3%, Lag= 0.6 min

Routing by Dyn-Stor-Ind method, Time Span= 0.00-60.00 hrs, dt= 0.01 hrs
Max. Velocity= 6.29 fps, Min. Travel Time= 1.0 min
Avg. Velocity = 2.01 fps, Avg. Travel Time= 3.0 min

Peak Storage= 26 cf @ 12.02 hrs
Average Depth at Peak Storage= 0.13'
Bank-Full Depth= 1.25' Flow Area= 1.2 sf, Capacity= 18.37 cfs

15.0" Round Pipe
n= 0.011 Concrete pipe, straight & clean
Length= 366.0' Slope= 0.0579 '/'
Inlet Invert= 36.57', Outlet Invert= 15.38'



Summary for Reach R3: Overland Flow

Inflow Area = 13,353 sf,100.00% Impervious, Inflow Depth = 2.63" for 1-Year event
Inflow = 1.01 cfs @ 12.02 hrs, Volume= 2,925 cf
Outflow = 0.97 cfs @ 12.03 hrs, Volume= 2,925 cf, Atten= 4%, Lag= 0.8 min

Routing by Dyn-Stor-Ind method, Time Span= 0.00-60.00 hrs, dt= 0.01 hrs
Max. Velocity= 2.15 fps, Min. Travel Time= 1.4 min
Avg. Velocity = 0.86 fps, Avg. Travel Time= 3.4 min

Peak Storage= 79 cf @ 12.03 hrs
Average Depth at Peak Storage= 0.02'
Bank-Full Depth= 0.50' Flow Area= 22.6 sf, Capacity= 303.33 cfs

20.00' x 0.50' deep channel, n= 0.013 Asphalt, smooth
Side Slope Z-value= 1.0 100.0 '/' Top Width= 70.50'
Length= 175.0' Slope= 0.0629 '/'
Inlet Invert= 29.00', Outlet Invert= 18.00'



Summary for Subcatchment 4S: Watershed 1

Runoff = 1.82 cfs @ 12.02 hrs, Volume= 5,434 cf, Depth= 4.88"

Runoff by SCS TR-20 method, UH=SCS, Weighted-CN, Time Span= 0.00-60.00 hrs, dt= 0.01 hrs
Type III 24-hr 10-Year Rainfall=5.12"

	Area (sf)	CN	Description
*	13,353	98	Impervious
	13,353		100.00% Impervious Area

Tc (min)	Length (feet)	Slope (ft/ft)	Velocity (ft/sec)	Capacity (cfs)	Description
0.9	99	0.0323	1.74		**Sheet Flow, A->B** Smooth surfaces n= 0.011 P2= 3.50"
0.2	48	0.0603	4.98		**Shallow Concentrated Flow, B->C** Paved Kv= 20.3 fps
1.1	147	Total			

Summary for Subcatchment 5S: Watershed 2

Runoff = 0.85 cfs @ 12.01 hrs, Volume= 2,455 cf, Depth= 4.77"

Runoff by SCS TR-20 method, UH=SCS, Weighted-CN, Time Span= 0.00-60.00 hrs, dt= 0.01 hrs
Type III 24-hr 10-Year Rainfall=5.12"

	Area (sf)	CN	Description
*	5,918	98	Imperviuos
	263	80	>75% Grass cover, Good, HSG D
	6,181	97	Weighted Average
	263		4.25% Pervious Area
	5,918		95.75% Impervious Area

Tc (min)	Length (feet)	Slope (ft/ft)	Velocity (ft/sec)	Capacity (cfs)	Description
0.6	82	0.0585	2.12		**Sheet Flow, A->B** Smooth surfaces n= 0.011 P2= 3.50"

Summary for Reach DP: Downstream Catch Basin

Inflow Area = 19,534 sf, 98.65% Impervious, Inflow Depth = 4.85" for 10-Year event
Inflow = 2.60 cfs @ 12.02 hrs, Volume= 7,889 cf
Outflow = 2.60 cfs @ 12.02 hrs, Volume= 7,889 cf, Atten= 0%, Lag= 0.0 min

Routing by Dyn-Stor-Ind method, Time Span= 0.00-60.00 hrs, dt= 0.01 hrs

Summary for Reach R1: Overland Flow

Inflow Area = 6,181 sf, 95.75% Impervious, Inflow Depth = 4.77" for 10-Year event
Inflow = 0.85 cfs @ 12.01 hrs, Volume= 2,455 cf
Outflow = 0.85 cfs @ 12.01 hrs, Volume= 2,455 cf, Atten= 1%, Lag= 0.2 min

Routing by Dyn-Stor-Ind method, Time Span= 0.00-60.00 hrs, dt= 0.01 hrs
Max. Velocity= 3.06 fps, Min. Travel Time= 0.3 min
Avg. Velocity = 0.66 fps, Avg. Travel Time= 1.4 min

Peak Storage= 15 cf @ 12.01 hrs
Average Depth at Peak Storage= 0.03'
Bank-Full Depth= 0.08' Flow Area= 0.8 sf, Capacity= 4.93 cfs

10.00' x 0.08' deep channel, n= 0.013 Concrete, trowel finish
Length= 54.0' Slope= 0.0861 '/'
Inlet Invert= 44.20', Outlet Invert= 39.55'

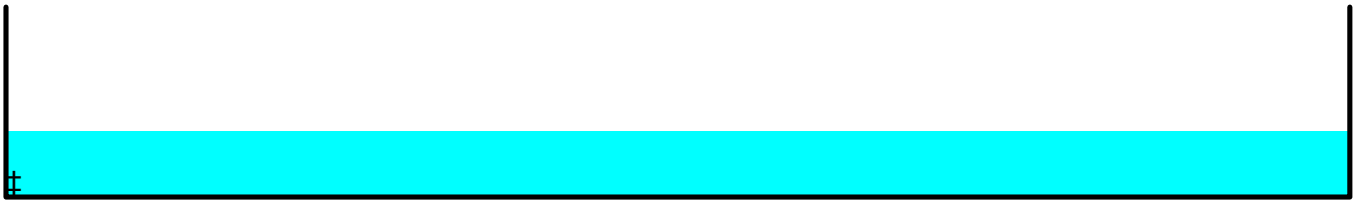

Summary for Reach R2: 261 LF 15" RCP @ 5.79%

Inflow Area = 6,181 sf, 95.75% Impervious, Inflow Depth = 4.77" for 10-Year event
Inflow = 0.85 cfs @ 12.01 hrs, Volume= 2,455 cf
Outflow = 0.83 cfs @ 12.02 hrs, Volume= 2,455 cf, Atten= 2%, Lag= 0.5 min

Routing by Dyn-Stor-Ind method, Time Span= 0.00-60.00 hrs, dt= 0.01 hrs
Max. Velocity= 7.57 fps, Min. Travel Time= 0.8 min
Avg. Velocity = 2.37 fps, Avg. Travel Time= 2.6 min

Peak Storage= 40 cf @ 12.02 hrs
Average Depth at Peak Storage= 0.18'
Bank-Full Depth= 1.25' Flow Area= 1.2 sf, Capacity= 18.37 cfs

15.0" Round Pipe
n= 0.011 Concrete pipe, straight & clean
Length= 366.0' Slope= 0.0579 '/'
Inlet Invert= 36.57', Outlet Invert= 15.38'



Summary for Reach R3: Overland Flow

Inflow Area = 13,353 sf,100.00% Impervious, Inflow Depth = 4.88" for 10-Year event
Inflow = 1.82 cfs @ 12.02 hrs, Volume= 5,434 cf
Outflow = 1.77 cfs @ 12.03 hrs, Volume= 5,434 cf, Atten= 3%, Lag= 0.6 min

Routing by Dyn-Stor-Ind method, Time Span= 0.00-60.00 hrs, dt= 0.01 hrs
Max. Velocity= 2.68 fps, Min. Travel Time= 1.1 min
Avg. Velocity = 0.89 fps, Avg. Travel Time= 3.3 min

Peak Storage= 116 cf @ 12.03 hrs
Average Depth at Peak Storage= 0.03'
Bank-Full Depth= 0.50' Flow Area= 22.6 sf, Capacity= 303.33 cfs

20.00' x 0.50' deep channel, n= 0.013 Asphalt, smooth
Side Slope Z-value= 1.0 100.0 '/' Top Width= 70.50'
Length= 175.0' Slope= 0.0629 '/'
Inlet Invert= 29.00', Outlet Invert= 18.00'



Summary for Subcatchment 4S: Watershed 1

Runoff = 2.29 cfs @ 12.02 hrs, Volume= 6,867 cf, Depth= 6.17"

Runoff by SCS TR-20 method, UH=SCS, Weighted-CN, Time Span= 0.00-60.00 hrs, dt= 0.01 hrs
Type III 24-hr 25-Year Rainfall=6.41"

	Area (sf)	CN	Description
*	13,353	98	Impervious
	13,353		100.00% Impervious Area

Tc (min)	Length (feet)	Slope (ft/ft)	Velocity (ft/sec)	Capacity (cfs)	Description
0.9	99	0.0323	1.74		**Sheet Flow, A->B** Smooth surfaces n= 0.011 P2= 3.50"
0.2	48	0.0603	4.98		**Shallow Concentrated Flow, B->C** Paved Kv= 20.3 fps
1.1	147	Total			

Summary for Subcatchment 5S: Watershed 2

Runoff = 1.07 cfs @ 12.01 hrs, Volume= 3,118 cf, Depth= 6.05"

Runoff by SCS TR-20 method, UH=SCS, Weighted-CN, Time Span= 0.00-60.00 hrs, dt= 0.01 hrs
Type III 24-hr 25-Year Rainfall=6.41"

	Area (sf)	CN	Description
*	5,918	98	Imperviuos
	263	80	>75% Grass cover, Good, HSG D
	6,181	97	Weighted Average
	263		4.25% Pervious Area
	5,918		95.75% Impervious Area

Tc (min)	Length (feet)	Slope (ft/ft)	Velocity (ft/sec)	Capacity (cfs)	Description
0.6	82	0.0585	2.12		**Sheet Flow, A->B** Smooth surfaces n= 0.011 P2= 3.50"

Summary for Reach DP: Downstream Catch Basin

Inflow Area = 19,534 sf, 98.65% Impervious, Inflow Depth = 6.13" for 25-Year event
Inflow = 3.27 cfs @ 12.02 hrs, Volume= 9,985 cf
Outflow = 3.27 cfs @ 12.02 hrs, Volume= 9,985 cf, Atten= 0%, Lag= 0.0 min

Routing by Dyn-Stor-Ind method, Time Span= 0.00-60.00 hrs, dt= 0.01 hrs

Summary for Reach R1: Overland Flow

Inflow Area = 6,181 sf, 95.75% Impervious, Inflow Depth = 6.05" for 25-Year event
Inflow = 1.07 cfs @ 12.01 hrs, Volume= 3,118 cf
Outflow = 1.07 cfs @ 12.01 hrs, Volume= 3,118 cf, Atten= 1%, Lag= 0.2 min

Routing by Dyn-Stor-Ind method, Time Span= 0.00-60.00 hrs, dt= 0.01 hrs
Max. Velocity= 3.35 fps, Min. Travel Time= 0.3 min
Avg. Velocity = 0.72 fps, Avg. Travel Time= 1.2 min

Peak Storage= 17 cf @ 12.01 hrs
Average Depth at Peak Storage= 0.03'
Bank-Full Depth= 0.08' Flow Area= 0.8 sf, Capacity= 4.93 cfs

10.00' x 0.08' deep channel, n= 0.013 Concrete, trowel finish
Length= 54.0' Slope= 0.0861 '/'
Inlet Invert= 44.20', Outlet Invert= 39.55'



Summary for Reach R2: 261 LF 15" RCP @ 5.79%

Inflow Area = 6,181 sf, 95.75% Impervious, Inflow Depth = 6.05" for 25-Year event
Inflow = 1.07 cfs @ 12.01 hrs, Volume= 3,118 cf
Outflow = 1.04 cfs @ 12.02 hrs, Volume= 3,118 cf, Atten= 2%, Lag= 0.5 min

Routing by Dyn-Stor-Ind method, Time Span= 0.00-60.00 hrs, dt= 0.01 hrs
Max. Velocity= 8.11 fps, Min. Travel Time= 0.8 min
Avg. Velocity = 2.53 fps, Avg. Travel Time= 2.4 min

Peak Storage= 47 cf @ 12.02 hrs
Average Depth at Peak Storage= 0.20'
Bank-Full Depth= 1.25' Flow Area= 1.2 sf, Capacity= 18.37 cfs

15.0" Round Pipe
n= 0.011 Concrete pipe, straight & clean
Length= 366.0' Slope= 0.0579 '/'
Inlet Invert= 36.57', Outlet Invert= 15.38'



Summary for Reach R3: Overland Flow

Inflow Area = 13,353 sf,100.00% Impervious, Inflow Depth = 6.17" for 25-Year event
Inflow = 2.29 cfs @ 12.02 hrs, Volume= 6,867 cf
Outflow = 2.23 cfs @ 12.03 hrs, Volume= 6,867 cf, Atten= 3%, Lag= 0.6 min

Routing by Dyn-Stor-Ind method, Time Span= 0.00-60.00 hrs, dt= 0.01 hrs
Max. Velocity= 2.91 fps, Min. Travel Time= 1.0 min
Avg. Velocity = 0.91 fps, Avg. Travel Time= 3.2 min

Peak Storage= 134 cf @ 12.03 hrs
Average Depth at Peak Storage= 0.04'
Bank-Full Depth= 0.50' Flow Area= 22.6 sf, Capacity= 303.33 cfs

20.00' x 0.50' deep channel, n= 0.013 Asphalt, smooth
Side Slope Z-value= 1.0 100.0 '/' Top Width= 70.50'
Length= 175.0' Slope= 0.0629 '/'
Inlet Invert= 29.00', Outlet Invert= 18.00'



5.) Post-Developed Analysis of the 1-,10-, and 25-Year Storm Events

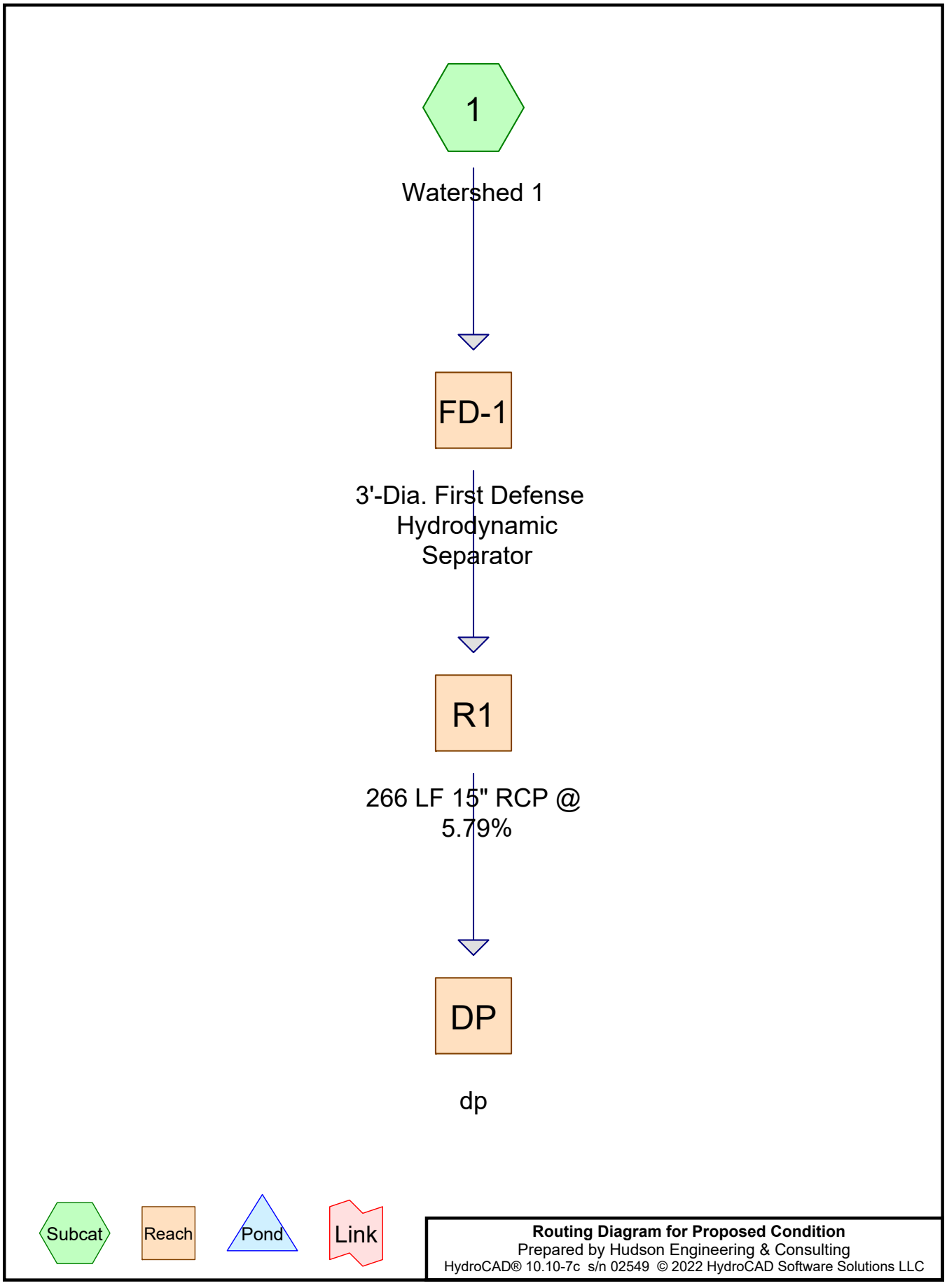
1
Watershed 1
FD-1
3'-Dia. First Defense Hydrodynamic Separator
R1
266 LF 15" RCP @ 5.79%
DP
dp
Subcat
Reach
Pond
Link
Routing Diagram for Proposed Condition
Prepared by Hudson Engineering & Consulting
HydroCAD® 10.10-7c s/n 02549 © 2022 HydroCAD Software Solutions LLC

Summary for Subcatchment 1: Watershed 1

Runoff = 1.06 cfs @ 12.02 hrs, Volume= 2,758 cf, Depth= 1.69"
Routed to Reach FD-1 : 3'-Dia. First Defense Hydrodynamic Separator

Runoff by SCS TR-20 method, UH=SCS, Weighted-CN, Time Span= 0.00-60.00 hrs, dt= 0.01 hrs
Type III 24-hr 1-Year Rainfall=2.86"

	Area (sf)	CN	Description
*	16,388	98	Building
	3,146	39	>75% Grass cover, Good, HSG A
	19,534	88	Weighted Average
	3,146		16.11% Pervious Area
	16,388		83.89% Impervious Area

Tc (min)	Length (feet)	Slope (ft/ft)	Velocity (ft/sec)	Capacity (cfs)	Description
1.0					**Direct Entry,**

Summary for Reach DP: dp

Inflow Area = 19,534 sf, 83.89% Impervious, Inflow Depth = 1.69" for 1-Year event
Inflow = 1.05 cfs @ 12.02 hrs, Volume= 2,758 cf
Outflow = 1.05 cfs @ 12.02 hrs, Volume= 2,758 cf, Atten= 0%, Lag= 0.0 min

Routing by Dyn-Stor-Ind method, Time Span= 0.00-60.00 hrs, dt= 0.01 hrs

Summary for Reach FD-1: 3'-Dia. First Defense Hydrodynamic Separator

Inflow Area = 19,534 sf, 83.89% Impervious, Inflow Depth = 1.69" for 1-Year event
Inflow = 1.06 cfs @ 12.02 hrs, Volume= 2,758 cf
Outflow = 1.06 cfs @ 12.02 hrs, Volume= 2,758 cf, Atten= 0%, Lag= 0.0 min
Routed to Reach R1 : 266 LF 15" RCP @ 5.79%

Routing by Dyn-Stor-Ind method, Time Span= 0.00-60.00 hrs, dt= 0.01 hrs

Summary for Reach R1: 266 LF 15" RCP @ 5.79%

Inflow Area = 19,534 sf, 83.89% Impervious, Inflow Depth = 1.69" for 1-Year event
Inflow = 1.06 cfs @ 12.02 hrs, Volume= 2,758 cf
Outflow = 1.05 cfs @ 12.02 hrs, Volume= 2,758 cf, Atten= 1%, Lag= 0.4 min
Routed to Reach DP : dp

Routing by Dyn-Stor-Ind method, Time Span= 0.00-60.00 hrs, dt= 0.01 hrs
Max. Velocity= 7.63 fps, Min. Travel Time= 0.6 min
Avg. Velocity = 2.51 fps, Avg. Travel Time= 1.8 min

Peak Storage= 37 cf @ 12.02 hrs
Average Depth at Peak Storage= 0.21' , Surface Width= 0.94'
Bank-Full Depth= 1.25' Flow Area= 1.2 sf, Capacity= 16.84 cfs

15.0" Round Pipe
n= 0.012 Concrete pipe, finished
Length= 266.0' Slope= 0.0579 '/'
Inlet Invert= 30.00', Outlet Invert= 14.60'



Summary for Subcatchment 1: Watershed 1

Runoff = 2.31 cfs @ 12.02 hrs, Volume= 6,158 cf, Depth= 3.78"
Routed to Reach FD-1 : 3'-Dia. First Defense Hydrodynamic Separator

Runoff by SCS TR-20 method, UH=SCS, Weighted-CN, Time Span= 0.00-60.00 hrs, dt= 0.01 hrs
Type III 24-hr 10-Year Rainfall=5.12"

	Area (sf)	CN	Description
*	16,388	98	Building
	3,146	39	>75% Grass cover, Good, HSG A
	19,534	88	Weighted Average
	3,146		16.11% Pervious Area
	16,388		83.89% Impervious Area

Tc (min)	Length (feet)	Slope (ft/ft)	Velocity (ft/sec)	Capacity (cfs)	Description
1.0					**Direct Entry,**

Summary for Reach DP: dp

Inflow Area = 19,534 sf, 83.89% Impervious, Inflow Depth = 3.78" for 10-Year event
Inflow = 2.30 cfs @ 12.02 hrs, Volume= 6,158 cf
Outflow = 2.30 cfs @ 12.02 hrs, Volume= 6,158 cf, Atten= 0%, Lag= 0.0 min

Routing by Dyn-Stor-Ind method, Time Span= 0.00-60.00 hrs, dt= 0.01 hrs

Summary for Reach FD-1: 3'-Dia. First Defense Hydrodynamic Separator

Inflow Area = 19,534 sf, 83.89% Impervious, Inflow Depth = 3.78" for 10-Year event
Inflow = 2.31 cfs @ 12.02 hrs, Volume= 6,158 cf
Outflow = 2.31 cfs @ 12.02 hrs, Volume= 6,158 cf, Atten= 0%, Lag= 0.0 min
Routed to Reach R1 : 266 LF 15" RCP @ 5.79%

Routing by Dyn-Stor-Ind method, Time Span= 0.00-60.00 hrs, dt= 0.01 hrs

Summary for Reach R1: 266 LF 15" RCP @ 5.79%

Inflow Area = 19,534 sf, 83.89% Impervious, Inflow Depth = 3.78" for 10-Year event
Inflow = 2.31 cfs @ 12.02 hrs, Volume= 6,158 cf
Outflow = 2.30 cfs @ 12.02 hrs, Volume= 6,158 cf, Atten= 1%, Lag= 0.4 min
Routed to Reach DP : dp

Routing by Dyn-Stor-Ind method, Time Span= 0.00-60.00 hrs, dt= 0.01 hrs
Max. Velocity= 9.60 fps, Min. Travel Time= 0.5 min
Avg. Velocity = 3.01 fps, Avg. Travel Time= 1.5 min

Peak Storage= 64 cf @ 12.02 hrs
Average Depth at Peak Storage= 0.31' , Surface Width= 1.08'
Bank-Full Depth= 1.25' Flow Area= 1.2 sf, Capacity= 16.84 cfs

15.0" Round Pipe
n= 0.012 Concrete pipe, finished
Length= 266.0' Slope= 0.0579 '/'
Inlet Invert= 30.00', Outlet Invert= 14.60'

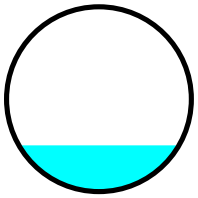

Summary for Subcatchment 1: Watershed 1

Runoff = 3.03 cfs @ 12.02 hrs, Volume= 8,174 cf, Depth= 5.02"
Routed to Reach FD-1 : 3'-Dia. First Defense Hydrodynamic Separator

Runoff by SCS TR-20 method, UH=SCS, Weighted-CN, Time Span= 0.00-60.00 hrs, dt= 0.01 hrs
Type III 24-hr 25-Year Rainfall=6.41"

	Area (sf)	CN	Description
*	16,388	98	Building
	3,146	39	>75% Grass cover, Good, HSG A
	19,534	88	Weighted Average
	3,146		16.11% Pervious Area
	16,388		83.89% Impervious Area

Tc (min)	Length (feet)	Slope (ft/ft)	Velocity (ft/sec)	Capacity (cfs)	Description
1.0					**Direct Entry,**

Summary for Reach DP: dp

Inflow Area = 19,534 sf, 83.89% Impervious, Inflow Depth = 5.02" for 25-Year event
Inflow = 3.01 cfs @ 12.02 hrs, Volume= 8,174 cf
Outflow = 3.01 cfs @ 12.02 hrs, Volume= 8,174 cf, Atten= 0%, Lag= 0.0 min

Routing by Dyn-Stor-Ind method, Time Span= 0.00-60.00 hrs, dt= 0.01 hrs

Summary for Reach FD-1: 3'-Dia. First Defense Hydrodynamic Separator

Inflow Area = 19,534 sf, 83.89% Impervious, Inflow Depth = 5.02" for 25-Year event
Inflow = 3.03 cfs @ 12.02 hrs, Volume= 8,174 cf
Outflow = 3.03 cfs @ 12.02 hrs, Volume= 8,174 cf, Atten= 0%, Lag= 0.0 min
Routed to Reach R1 : 266 LF 15" RCP @ 5.79%

Routing by Dyn-Stor-Ind method, Time Span= 0.00-60.00 hrs, dt= 0.01 hrs

Summary for Reach R1: 266 LF 15" RCP @ 5.79%

Inflow Area = 19,534 sf, 83.89% Impervious, Inflow Depth = 5.02" for 25-Year event
Inflow = 3.03 cfs @ 12.02 hrs, Volume= 8,174 cf
Outflow = 3.01 cfs @ 12.02 hrs, Volume= 8,174 cf, Atten= 1%, Lag= 0.3 min
Routed to Reach DP : dp

Routing by Dyn-Stor-Ind method, Time Span= 0.00-60.00 hrs, dt= 0.01 hrs
Max. Velocity= 10.38 fps, Min. Travel Time= 0.4 min
Avg. Velocity = 3.23 fps, Avg. Travel Time= 1.4 min

Peak Storage= 77 cf @ 12.02 hrs
Average Depth at Peak Storage= 0.36' , Surface Width= 1.13'
Bank-Full Depth= 1.25' Flow Area= 1.2 sf, Capacity= 16.84 cfs

15.0" Round Pipe
n= 0.012 Concrete pipe, finished
Length= 266.0' Slope= 0.0579 '/'
Inlet Invert= 30.00', Outlet Invert= 14.60'

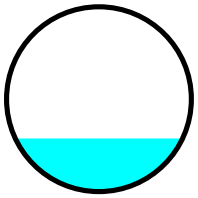

6.) Water Quality Calculations

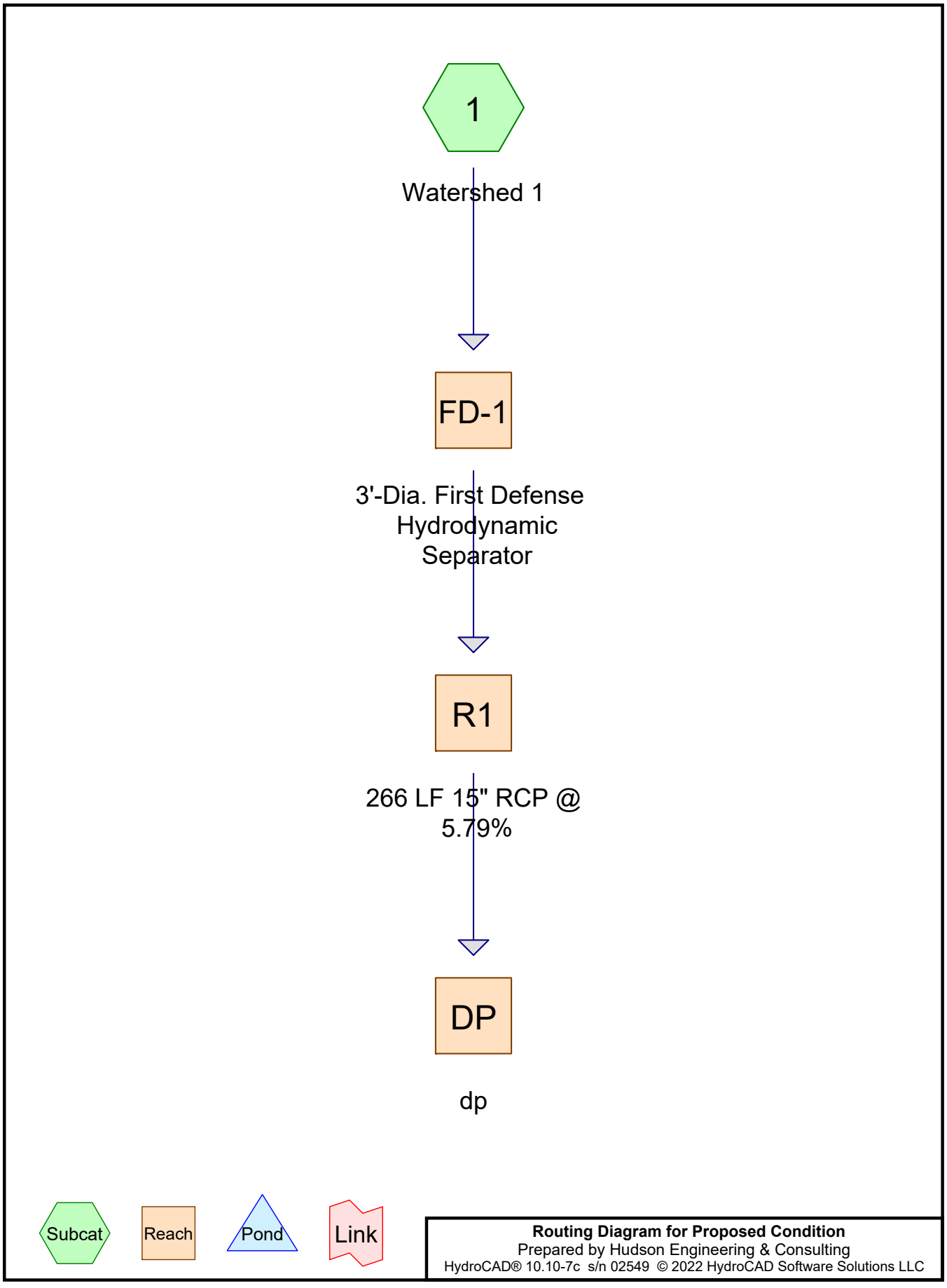
1
Watershed 1
FD-1
3'-Dia. First Defense Hydrodynamic Separator
R1
266 LF 15" RCP @ 5.79%
DP
dp
Subcat
Reach
Pond
Link
Routing Diagram for Proposed Condition
Prepared by Hudson Engineering & Consulting
HydroCAD® 10.10-7c s/n 02549 © 2022 HydroCAD Software Solutions LLC

Summary for Subcatchment 1: Watershed 1

Runoff = 0.76 cfs @ 12.02 hrs, Volume= 1,973 cf, Depth= 1.21"
Routed to Reach FD-1 : 3'-Dia. First Defense Hydrodynamic Separator

Runoff by SCS TR-20 method, UH=SCS, Weighted-CN, Time Span= 0.00-60.00 hrs, dt= 0.01 hrs
Type III 24-hr WQV Rainfall=2.30"

	Area (sf)	CN	Description
*	16,388	98	Building
	3,146	39	>75% Grass cover, Good, HSG A
	19,534	88	Weighted Average
	3,146		16.11% Pervious Area
	16,388		83.89% Impervious Area

Tc (min)	Length (feet)	Slope (ft/ft)	Velocity (ft/sec)	Capacity (cfs)	Description
1.0					**Direct Entry,**

Summary for Reach DP: dp

Inflow Area = 19,534 sf, 83.89% Impervious, Inflow Depth = 1.21" for WQV event
Inflow = 0.75 cfs @ 12.02 hrs, Volume= 1,973 cf
Outflow = 0.75 cfs @ 12.02 hrs, Volume= 1,973 cf, Atten= 0%, Lag= 0.0 min

Routing by Dyn-Stor-Ind method, Time Span= 0.00-60.00 hrs, dt= 0.01 hrs

Summary for Reach FD-1: 3'-Dia. First Defense Hydrodynamic Separator

Inflow Area = 19,534 sf, 83.89% Impervious, Inflow Depth = 1.21" for WQV event
Inflow = 0.76 cfs @ 12.02 hrs, Volume= 1,973 cf
Outflow = 0.76 cfs @ 12.02 hrs, Volume= 1,973 cf, Atten= 0%, Lag= 0.0 min
Routed to Reach R1 : 266 LF 15" RCP @ 5.79%

Routing by Dyn-Stor-Ind method, Time Span= 0.00-60.00 hrs, dt= 0.01 hrs

Summary for Reach R1: 266 LF 15" RCP @ 5.79%

Inflow Area = 19,534 sf, 83.89% Impervious, Inflow Depth = 1.21" for WQV event
Inflow = 0.76 cfs @ 12.02 hrs, Volume= 1,973 cf
Outflow = 0.75 cfs @ 12.02 hrs, Volume= 1,973 cf, Atten= 1%, Lag= 0.5 min
Routed to Reach DP : dp

Routing by Dyn-Stor-Ind method, Time Span= 0.00-60.00 hrs, dt= 0.01 hrs
Max. Velocity= 6.90 fps, Min. Travel Time= 0.6 min
Avg. Velocity = 2.34 fps, Avg. Travel Time= 1.9 min

Peak Storage= 29 cf @ 12.02 hrs
Average Depth at Peak Storage= 0.18' , Surface Width= 0.88'
Bank-Full Depth= 1.25' Flow Area= 1.2 sf, Capacity= 16.84 cfs

15.0" Round Pipe
n= 0.012 Concrete pipe, finished
Length= 266.0' Slope= 0.0579 '/'
Inlet Invert= 30.00', Outlet Invert= 14.60'



7.) Municipal Drainage System Capacity

Existing Conditions: 12” RC pipe @ 5.06%

Manning Flow Equation (Q) (Flowing Full)	
n (Manning's value)	0.013
Pipe Diameter (ft)	1
A (s.f.) (Cross Sectional area of pipe)	0.785
P (ft) (Wetted Perimeter)	3.14
S (ft/ft) (Slope)	0.0506
R (Hydraulic Radius)	0.25
Q (cfs) (flow volume)	**7.973**

Proposed Conditions: 15” RC pipe @ 5.06%

Manning Flow Equation (Q) (Flowing Full)	
n (Manning's value)	0.013
Pipe Diameter (ft)	1.25
A (s.f.) (Cross Sectional area of pipe)	1.2265625
P (ft) (Wetted Perimeter)	3.925
S (ft/ft) (Slope)	0.0506
R (Hydraulic Radius)	0.3125
Q (cfs) (flow volume)	**14.467**

8.) Hydro-International First Defense Operation and Maintenance Manual

Hydro International



Operation and Maintenance Manual

First Defense® High Capacity and First Defense®Optimum

Vortex Separator for Stormwater Treatment

Table of Contents

3 First Defense® by Hydro International
- Introduction
- Operation
- Pollutant Capture and Retention

4 Model Sizes & Configurations
- First Defense® Components

5 Maintenance
- Overview
- Maintenance Equipment Considerations
- Determining Your Maintenance Schedule

6 Maintenance Procedures
- Inspection
- Floatables and Sediment Clean Out

8 First Defense® Installation Log

9 First Defense® Inspection and Maintenance Log

COPYRIGHT STATEMENT: The contents of this manual, including the graphics contained herein, are intended for the use of the recipient to whom the document and all associated information are directed. Hydro International plc owns the copyright of this document, which is supplied in confidence. It must not be used for any purpose other than that for which it is supplied and must not be reproduced, in whole or in part stored in a retrieval system or transmitted in any form or by any means without prior permission in writing from Hydro International plc. First Defense® is a trademarked hydrodynamic vortex separation device of Hydro International plc. A patent covering the First Defense® has been granted.

DISCLAIMER: Information and data contained in this manual is exclusively for the purpose of assisting in the operation and maintenance of Hydro International plc's First Defense®. No warranty is given nor can liability be accepted for use of this information for any other purpose. Hydro International plc has a policy of continuous product development and reserves the right to amend specifications without notice.

Hydro International (Stormwater), 94 Hutchins Drive, Portland ME 04102
Tel: (207) 756-6200 Fax: (207) 756-6212 Web: www.hydro-int.com

I. First Defense® by Hydro International

Introduction

The First Defense® is an enhanced vortex separator that combines an effective and economical stormwater treatment chamber with an integral peak flow bypass. It efficiently removes total suspended solids (TSS), trash and hydrocarbons from stormwater runoff without washing out previously captured pollutants. The First Defense® is available in several model configurations to accommodate a wide range of pipe sizes, peak flows and depth constraints.

The two product models described in this guide are the First Defense® High Capacity and the First Defense® Optimum; they are inspected and maintained identically.

Operation

The First Defense® operates on simple fluid hydraulics. It is self-activating, has no moving parts, no external power requirement and is fabricated with durable non-corrosive components. No manual procedures are required to operate the unit and maintenance is limited to monitoring accumulations of stored pollutants and periodic clean-outs. The First Defense® has been designed to allow for easy and safe access for inspection, monitoring and clean-out procedures. Neither entry into the unit nor removal of the internal components is necessary for maintenance, thus safety concerns related to confined-space-entry are avoided.

Pollutant Capture and Retention

The internal components of the First Defense® have been designed to optimize pollutant capture. Sediment is captured and retained in the base of the unit, while oil and floatables are stored on the water surface in the inner volume (Fig.1).

The pollutant storage volumes are isolated from the built-in bypass chamber to prevent washout during high-flow storm events. The sump of the First Defense® retains a standing water level between storm events. This ensures a quiescent flow regime at the onset of a storm, preventing resuspension and washout of pollutants captured during previous events.

Accessories such as oil absorbent pads are available for enhanced oil removal and storage. Due to the separation of the oil and floatable storage volume from the outlet, the potential for washout of stored pollutants between clean-outs is minimized.

Applications

- Stormwater treatment at the point of entry into the drainage line
- Sites constrained by space, topography or drainage profiles with limited slope and depth of cover
- Retrofit installations where stormwater treatment is placed on or tied into an existing storm drain line
- Pretreatment for filters, infiltration and storage

Advantages

- Inlet options include surface grate or multiple inlet pipes
- Integral high capacity bypass conveys large peak flows without the need for “offline” arrangements using separate junction manholes
- Long flow path through the device ensures a long residence time within the treatment chamber, enhancing pollutant settling
- Delivered to site pre-assembled and ready for installation

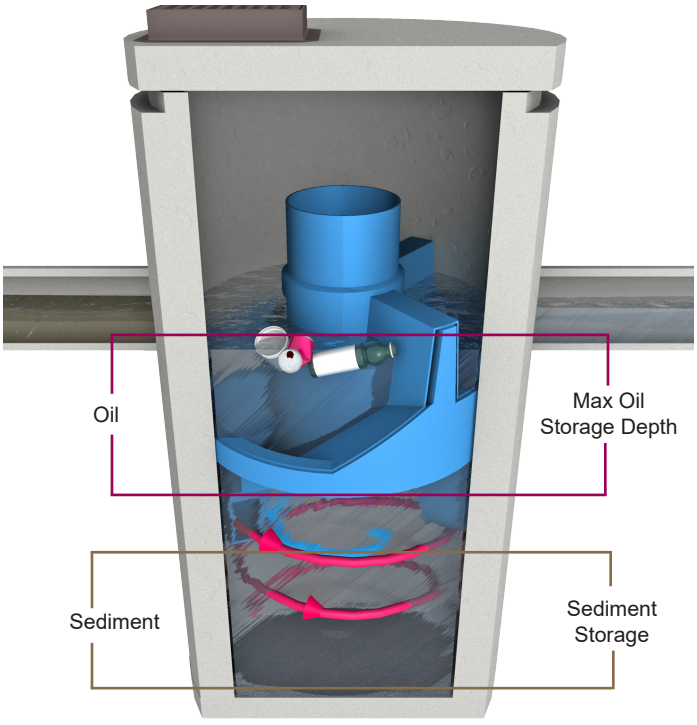

Fig.1 Pollutant storage volumes in the First Defense®.

II. Model Sizes & Configurations

The First Defense® inlet and internal bypass arrangements are available in several model sizes and configurations. The components have modified geometries allowing greater design flexibility to accommodate various site constraints.

All First Defense® models include the internal components that are designed to remove and retain total suspended solids (TSS), gross solids, floatable trash and hydrocarbons (Fig.2). First Defense® model sizes (diameter) are shown in Table 1.

III. Maintenance

First Defense® Components

1. **Built-In Bypass**
2. **Inlet Pipe**
3. **Inlet Chute**
4. **Floatables Draw-off Port**
5. **Outlet Pipe**
6. **Floatables Storage**
7. **Sediment Storage**
8. **Inlet Grate or Cover**

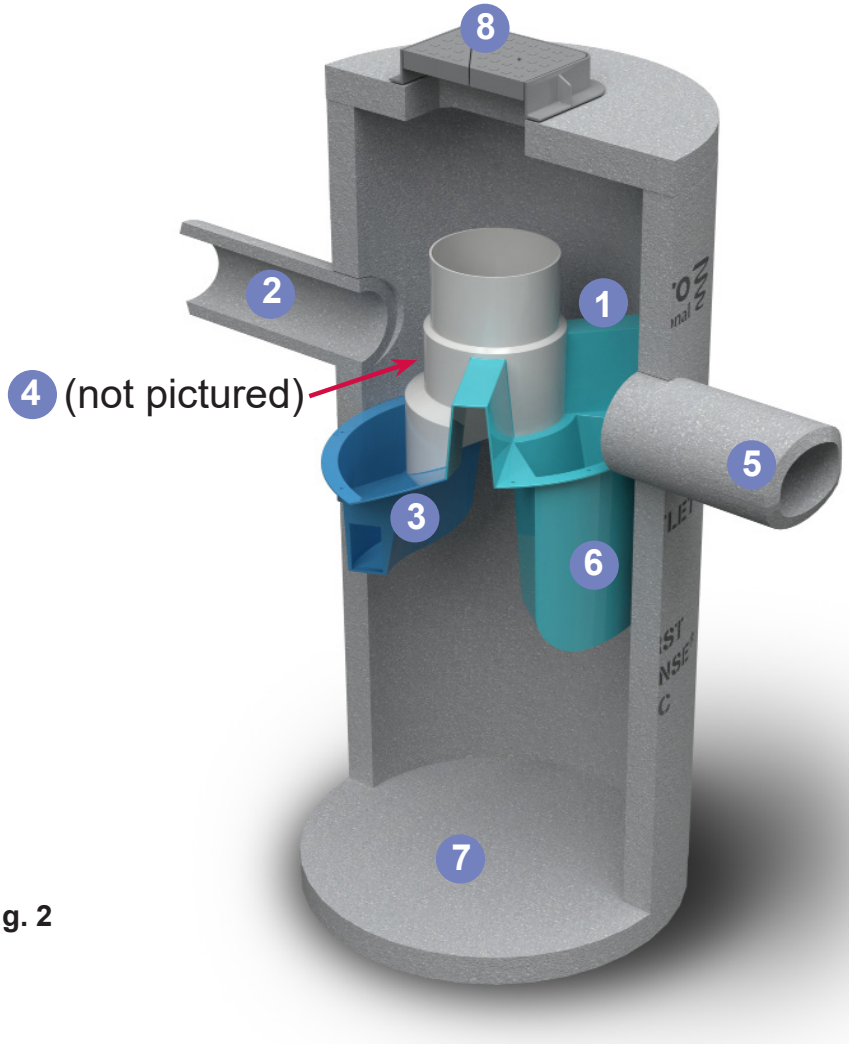

Fig. 2

First Defense® Model Sizes
(ft / m) diameter
3 / 0.9
4 / 1.2
5 / 1.5
6 / 1.8
8 / 2.4
10 / 3.0

Table 1

Overview

The First Defense® protects the environment by removing a wide range of pollutants from stormwater runoff. Periodic removal of these captured pollutants is essential to the continuous, long-term functioning of the First Defense®. The First Defense® will capture and retain sediment and oil until the sediment and oil storage volumes are full to capacity. When sediment and oil storage capacities are reached, the First Defense® will no longer be able to store removed sediment and oil.

The First Defense® allows for easy and safe inspection, monitoring and clean-out procedures. A commercially or municipally owned sump-vac is used to remove captured sediment and floatables. Access ports are located in the top of the manhole.

Maintenance events may include Inspection, Oil & Floatables Removal, and Sediment Removal. Maintenance events do not require entry into the First Defense®, nor do they require the internal components of the First Defense® to be removed. In the case of inspection and floatables removal, a vactor truck is not required. However, a vactor truck is required if the maintenance event is to include oil removal and/or sediment removal.

Maintenance Equipment Considerations

The internal components of the First Defense® have a centrally located circular shaft through which the sediment storage sump can be accessed with a sump vac hose. The open diameter of this access shaft is 15 inches in diameter (Fig.3). Therefore, the nozzle fitting of any vactor hose used for maintenance should be less than 15 inches in diameter.

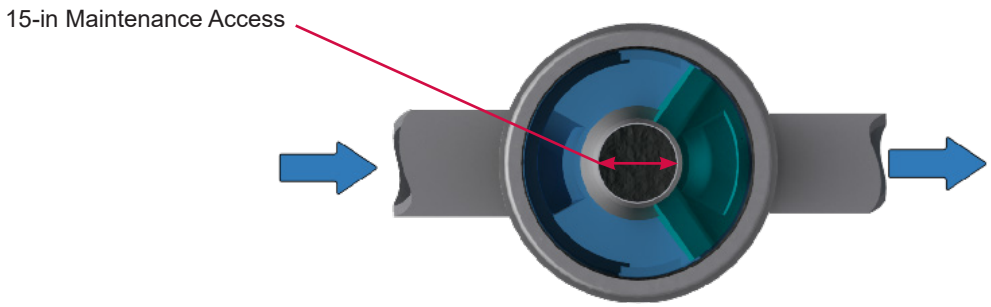

Fig.3 The central opening to the sump of the First Defense®is 15 inches in diameter.

Determining Your Maintenance Schedule

The frequency of clean out is determined in the field after installation. During the first year of operation, the unit should be inspected every six months to determine the rate of sediment and floatables accumulation. A simple probe such as a Sludge-Judge® can be used to determine the level of accumulated solids stored in the sump. This information can be recorded in the maintenance log (see page 9) to establish a routine maintenance schedule.

The vactor procedure, including both sediment and oil / flotables removal, for First Defense® typically takes less than 30 minutes and removes a combined water/oil volume of about 765 gallons.

Inspection Procedures

1. Set up any necessary safety equipment around the access port or grate of the First Defense® as stipulated by local ordinances. Safety equipment should notify passing pedestrian and road traffic that work is being done.

2. Remove the grate or lid to the manhole.

3. Without entering the vessel, look down into the chamber to inspect the inside. Make note of any irregularities. Fig.4 shows the standing water level that should be observed.

4. Without entering the vessel, use the pole with the skimmer net to remove floatables and loose debris from the components and water surface.

5. Using a sediment probe such as a Sludge Judge®, measure the depth of sediment that has collected in the sump of the vessel.

6. On the Maintenance Log (see page 9), record the date, unit location, estimated volume of floatables and gross debris removed, and the depth of sediment measured. Also note any apparent irregularities such as damaged components or blockages.

7. Securely replace the grate or lid.

8. Take down safety equipment.

9. Notify Hydro International of any irregularities noted during inspection.

Floatables and Sediment Clean Out

Floatables clean out is typically done in conjunction with sediment removal. A commercially or municipally owned sump-vac is used to remove captured sediment and floatables (Fig.4).

Floatables and loose debris can also be netted with a skimmer and pole. The access port located at the top of the manhole provides unobstructed access for a vactor hose to be lowered to the base of the sump.

Scheduling

- Floatables and sump clean out are typically conducted once a year during any season.

- Floatables and sump clean out should occur as soon as possible following a spill in the contributing drainage area.



Fig.4 Floatables are removed with a vactor hose

Recommended Equipment

- Safety Equipment (traffic cones, etc)
- Crow bar or other tool to remove grate or lid
- Pole with skimmer or net (if only floatables are being removed)
- Sediment probe (such as a Sludge Judge®)
- Vactor truck (flexible hose recommended)
- First Defense® Maintenance Log

Floatables and Sediment Clean Out Procedures

1. Set up any necessary safety equipment around the access port or grate of the First Defense® as stipulated by local ordinances. Safety equipment should notify passing pedestrian and road traffic that work is being done.

2. Remove the grate or lid to the manhole.

3. Without entering the vessel, look down into the chamber to inspect the inside. Make note of any irregularities.

4. Remove oil and floatables stored on the surface of the water with the vactor hose or with the skimmer or net

5. Using a sediment probe such as a Sludge Judge®, measure the depth of sediment that has collected in the sump of the vessel and record it in the Maintenance Log (page 9).

6. Once all floatables have been removed, drop the vactor hose to the base of the sump. Vactor out the sediment and gross debris off the sump floor

7. Retract the vactor hose from the vessel.

8. On the Maintenance Log provided by Hydro International, record the date, unit location, estimated volume of floatables and gross debris removed, and the depth of sediment measured. Also note any apparent irregularities such as damaged components, blockages, or irregularly high or low water levels.

9. Securely replace the grate or lid.

Maintenance at a Glance

Inspection	- Regularly during first year of installation - Every 6 months after the first year of installation
Oil and Floatables Removal	- Once per year, with sediment removal - Following a spill in the drainage area
Sediment Removal	- Once per year or as needed - Following a spill in the drainage area
NOTE: For most clean outs the entire volume of liquid does not need to be removed from the manhole. Only remove the first few inches of oils and floatables from the water surface to reduce the total volume of liquid removed during a clean out.	

First Defense® Installation Log

HYDRO INTERNATIONAL REFERENCE NUMBER:	
SITE NAME:	
SITE LOCATION:	
OWNER:	CONTRACTOR:
CONTACT NAME:	CONTACT NAME:
COMPANY NAME:	COMPANY NAME:
ADDRESS:	ADDRESS:
TELEPHONE:	TELEPHONE:
FAX:	FAX:

INSTALLATION DATE: / /

MODEL SIZE (CIRCLE ONE): [3-FT] [4-FT] [5-FT] [6-FT] [8-FT] [10-FT]

INLET (CIRCLE ALL THAT APPLY): GRATED INLET (CATCH BASIN) INLET PIPE (FLOW THROUGH)

Hydro International (Stormwater), 94 Hutchins Drive, Portland ME 04102
Tel: (207) 756-6200 Fax: (207) 756-6212 Web: www.hydro-int.com

First Defense® Inspection and Maintenance Log

Date	Initials	Depth of Floatables and Oils	Sediment Depth Measured	Volume of Sediment Removed	Site Activity and Comments

Hydro International (Stormwater), 94 Hutchins Drive, Portland ME 04102
Tel: (207) 756-6200 Fax: (207) 756-6212 Web: www.hydro-int.com

Hydro International®



Stormwater Solutions

94 Hutchins Drive
Portland, ME 04102

Tel: (207) 756-6200
Fax: (207) 756-6212
stormwaterinquiry@hydro-int.com

www.hydro-int.com

Turning Water Around...®

FD_O+M_J_2009(2)

9.) LiveRoof Operation and Maintenance Manual

LiveRoof® BRAND LiveRoof Operation Manual

v2019-08-14

The LiveRoof Operation Manual is simple and takes you through each year season-by-season. It is based upon sound horticulture and lean processes, and is designed to protect owner investment with minimal time and costs.

DOCUMENTATION

Always record each maintenance event. By keeping records (in spreadsheet format), you will learn the particular nuances of caring for your LiveRoof®. A printable log sheet is included on the last page of this guide.

Name of Person	Date	Activity	Observations
		If soil test, which lab, what test, and what were the results?	
		If fertilizer, record type and amount applied per 1000 sf	
		Time needed for bi-weekly weed walk and drain inspection.	
		If irrigation, duration and weather conditions?	

The following recommendations are generally tailored to LiveRoof® systems planted with low-growing, drought tolerant succulents. Deep & Maxx systems planted with traditional landscape perennials & ornamental grasses typically have different maintenance requirements and increased irrigation needs.

Maintenance training by LiveRoof representative is required for registration of the LiveRoof® module warranty. Consult your LiveRoof® Grower to confirm maintenance recommendations / watering regimen recommended for your specific application and plant mix(es).



Sign Up!
For monthly Seasonal Care Instructions,
& notifications of updates to this guide:
https://liveroof.com/maintenance-support/

LiveRoof Global, LLC
A Subsidiary of Hortech, Inc.

P.O. Box 533
Spring Lake, MI 49456

(800) 875-1392
fax (616) 842-3273

LiveRoof.com
sales@liveroof.com

© 2007-2019 LiveRoof Global, LLC

Biweekly Weed Walks

Twice monthly, during any time that the roof is not frozen, conduct an inspection of your green roof system. This will only take a few minutes. In fact, it's like a walk through a meadow, and it's easy. Simply pull any and all weeds, before they have a chance to flower and set seed. You might only fill up your hand with tiny weeds, this is the goal, to catch them when they are small and to prevent the development of a "seed bank" within your green roof. And, it is what keeps your total maintenance time to a minimum.

During inspections, BE SAFE. Use protective equipment, including harnesses if needed, and make sure that the roof is free of frost or other slipping hazards.

PULL WEEDS

Doing this is efficient, and the reason for the two week interval is that by pulling weeds when they are tiny, you keep them from maturing and creating seed.

By weeding every two weeks, you weed smart, not hard, and minimize the time needed for weeding. In fact, you can maintain an acre sized LiveRoof in just 30 minutes every two weeks, using this method. That's a total of only 8 hours per year in areas of temperate climate!

On the other hand, if you neglect your bi-weekly weed walk, weeds can become plentiful and time consuming to remove.

It is especially important that no woody plant ever be allowed to establish in a green roof system. Woody plants have extensive root systems that can damage roofing membranes.

INSPECT FOR POTENTIAL ISSUES

Other things to check for when taking your Weed Walk:

DISPLACED SOIL: Nesting birds can displace soil. Any displaced soil should immediately be replaced.

DRAIN INSPECTION: Roof drains should be inspected every two weeks and any debris, pebbles, or leaves should be removed to keep drains flowing freely. After inspecting drains, replace lids and ensure secured against wind uplift with pins. Failure to secure lids can result in damage or injury.

PLANT HEALTH: Most plant issues are a result of watering issues. Check the soil with your finger. If it is overly dry, decrease the interval between waterings and/or check irrigation system to ensure it is running properly. If it is too wet, cut back on irrigation.

PEST CONTROL: Occasionally pest insects such as aphids may show up and bother the plant material, and while not commonplace, fungal problems like mildew occasionally affect green roof plants. Most pest problems are the result of an imbalance in the relationship of the pest organism and its natural biological controls (beneficial insects like ladybugs and lacewings). Many pests and fungal infirmities (like blight or mildew) are usually triggered by unusual weather events that cause the pest to multiply faster than it's biological control. In time, the biological control usually catches up and most pest and disease issues tend to be temporary in nature.

On the other hand, if you detect persistent pest problems, LiveRoof suggests the use of organic and natural biological control agents instead of conventional pesticides. Conventional pesticides may runoff into sensitive areas and might also damage roofing membranes. Consult a professional prior to applying any biocontrol or pest or disease fighting agent.

Dog waste (urine and excrement) are toxic to and will kill succulent green roof plants. Therefore, unless you have a green roof that is specifically developed for dog traffic, keep dogs off the roof.

If your green roof has been specifically developed for dog traffic, then it is likely vegetated with either a turf grass or a lily-turf, such as Liriope spicata. Such roofs require a minimum of 6 inches of soil (the LiveRoof deep system), and should be cared for so as to preserve the plant material. Excrement should be picked up and the plants should be watered regularly, not just for hydration, but to flush the urine from the soil.

© 2007-2019 LiveRoof Global, LLC

Water Management

In northern North America, irrigation may not be needed to keep your green roof alive during some summers, provided it is populated with Sedums and a contains a minimum of 4 ¼" soil (LiveRoof Standard modules).

- For the LiveRoof® Lite system, expect to irrigate more frequently, typically weekly during hot, dry weather.
- Likewise, the Deep (6") and Maxx (8") systems, when populated with native or conventional (non-succulent) perennials, often require very frequent irrigation.

When in doubt, consult your LiveRoof® Grower for watering recommendations for your specific plant mix(es) and site conditions.

In warmer climates, regular irrigation is required. Regardless of climate, LiveRoof® recommends a permanent irrigation system, as practical and efficient for the scale of the installation, as an "as needed" management tool during the hottest, driest months of the year.

At any soil depth, prolonged hot dry weather without supplemental irrigation will result in plant thinning or death.

HOT DRY WEATHER is generally defined as periods of 75 degree weather, with less than 1 inch of rainfall per month. This "ballpark" time period will tend to be less if the temperatures are hotter, or on sloping roofs and roofs exposed to persistent winds or reflected sunlight. Such conditions can dry out the soil and cause the plants to go dormant, or in extreme cases, to dry up and die.

During prolonged hot dry weather or when plants become drought stressed, irrigation should be applied, temporarily, to re-wet the soil to the point of saturation. This will keep plants from going dormant, keep them plump and healthy so they can cover the soil effectively, and optimize their appearance. It also enhances the evaporative cooling effect of the green roof.

There are no absolutes when it comes to drought stress and irrigation. Check the plants for wilting, especially in the afternoon. If the plants are wilting, it is time to irrigate.

WATERING SEASON

Generally, the green roof system will be deactivated during traditional "winter" months, where snow or rainfall and cold weather persist. In warmer climates, irrigation may be required year round. During periods of unusually warm, dry winter weather, the green roof may need to be irrigated.

Areas beneath building overhangs will not receive direct rainfall, thus require regular irrigation regardless of plant type and soil depth.

HOW MUCH WATER?

Drenching the soil periodically, just to the point of runoff, is better than more frequent, light irrigation events. Light irrigation can encourage shallow rooting and create a build-up of salts in the soil. The duration of the irrigation run and the volume of water to apply will depend upon the soil depth, and available water pressure and volume at the rooftop.

In areas of shade, less irrigation will be required.
DO NOT OVER WATER as this can cause widespread plant losses.

Thoroughly irrigating, as indicated above, will pay off significantly.

Not only will the plants be healthier and fuller, bringing reduced maintenance costs, but the actual cost of irrigation is minimal compared to the energy savings derived from enhancing the evaporative cooling of the green roof.

© 2007-2019 LiveRoof Global, LLC

Spring Maintenance

Spring Maintenance begins 3-4 weeks before the spring "growth flush," which varies with locale. It is the time when plants "wake up" and grow very fast. This typically coincides with spring rain and "spring flowers" such as Forsythia, Daffodils, and Wisteria. In Tennessee, for example, it occurs around mid March, while in Minnesota it begins around mid April. In climates without cold winters, this could be February.

Resume biweekly "weed walks" and inspections. Weeds are opportunists, and many weeds actually grow during winter. Therefore, you will probably have a few weeds waiting for you in spring. Once your roof is thawed out it is time to walk your roof and pull any and all weeds, no matter how small—every two weeks.

EARLY TO MID MARCH (ADJUST EARLIER OR LATER FOR LOCAL CLIMATE)

PERFORM ANNUAL SOIL TEST

LiveRoof soils are formulated for sustainable nutrient content, but rainstorms and snowmelt can leach nutrients and deplete fertility. Soil testing is best conducted during late winter which leaves time to apply fertilizer, before the spring growth flush, the time when plants most require adequate nutrition.

To test soil, gather a two cup sample by digging soil out in small quantities (using a large spoon) from at least 15-20 separate places throughout the roof. Place these small samples ("sub-samples") in a labeled, sealed, plastic bag, or test kit from your testing lab. LiveRoof, LLC strongly recommends the following lab and test procedures.

Pennsylvania State University, University Park, PA
Saturated paste, pH, salts, nutrients plus percent solids & organic matter, appx. $55

EARLY APRIL (ADJUST EARLIER OR LATER FOR LOCAL CLIMATE)

APPLY FERTILIZER (if needed)

Upon receipt of your soil test results from the lab, interpret the information and determine the need, if any, for fertilization. Pay attention to the various nutrient levels; such as Nitrogen (N or NO_3-N), Potassium (K), Phosphorus (P). For each of these, the soil report will indicate if there is a Low (L), Moderate (M), or High (H) amount of that nutrient in the soil. The most important of these, in terms of plant vigor, is Nitrogen. If your soil contains less than a Moderate (M) amount of nitrogen, the plants will thin out and create areas of exposed soil. Therefore, if the Nitrogen level is Low, it is advisable to apply supplemental fertilizer.

- When applying fertilizer to green roofs, it is important to be sensitive of runoff potential. Ask yourself, where is the runoff water going, and what might it affect (e.g., fish, frogs, etc.)? In all cases, it is imperative to use a "Slow Release" fertilizer rather than a conventional fertilizer to minimize nutrient runoff. Slow release fertilizers are coated with a waxy or sulphur covering that allows the fertilizer to release into the soil over time, rather than all at once. Such fertilizers are more readily absorbed by the plants, and therefore are less likely to contaminate runoff water.
- Always choose a high quality slow release granular fertilizer—available at your local garden center. Good brands are Osmocote® and Nutricote®, but there are others. High quality fertilizers are designated "Coated Slow Release Fertilizer", and the label will typically indicate something to the effect of "provides 4 to 6 months of continuous feeding". Some high quality "turf-grade" fertilizers may work well on the green roof, but they too must indicate "slow release", and must contain NO Herbicides or other Pesticides. The best of these, in our opinion, is Lesco 14-14-14 sulfur coated, available from John Deere Landscapes. If fertilizers containing phosphorus are banned from local use, we recommend Lesco 21-0-21.
- Fertilization is best conducted during the spring, with a single annual application. Spring is the correct time because the plants are actively growing and not under drought stress.

© 2007-2019 LiveRoof Global, LLC

- All fertilizers will be labeled with three numbers, which indicate the % by weight of Nitrogen (N), Phosphorus (P), and Potassium (K), in the fertilizer. Common formulations are 21-0-21, 18-6-12 or 14-14-14, but there are many others. In some communities, Phosphorus-containing fertilizers are prohibited due to the potential for creating algae growth in waterways. If in doubt, check with your local cooperative extension agency (https://nifa.usda.gov/land-grant-colleges-and-universities-partner-website-directory).
- A Rotary Spreader (push type or belly-crank type) can be used to ensure that fertilizer is applied evenly.

In all cases, fertilizer should be applied in accord with manufacturer's recommendations, and evaluated by the applicator for runoff potential in accord with site specifics. The greater the runoff potential, the lower the application rate should be.
Applicator assumes all risks associated with fertilizer application.

pH

The acidity or alkalinity of the soil is determined by its pH. Plants have a preferred pH range for optimal utilization of nutrients, and in the case of most green roof plants, this range is 6.5 to 7.0. Below 6.0 is too acid, and above 7.5 is too alkaline. If your soil pH is below 6.5, consult your soil testing lab for recommendations to increase alkalinity. Typically, this means adding lime. And, if the soil is above 7.5, it can be made more acid with elemental sulphur or an application of acidifying fertilizer, such as Lesco 14-14-14 sulfur coated fertilizer. Since LiveRoof soils are formulated to buffer against pH changes, the need to adjust pH is relatively uncommon.

MOWING

Mowing is recommended to tidy up the roof after winter. Persistent dried seed heads can detract from the aesthetic qualities of the green roof. And, in some cases they are so thick as to shade the foliage. If this occurs, you may choose to mow the green roof and the time to do this is early April (adjust accordingly to precede spring growth flush). In especially humid climates (such as US Southeast), a spring trimming helps to prevent fungal issues that may result from excessive humidity buildup beneath the plant canopy. Do not mow plants in summer.

If you choose to mow your green roof, set the mower blade just above the foliage. The idea is to mow the dried seed heads, but avoid cutting the foliage. Do not bag the clippings, instead blow them into the vegetated portion of the roof so that they can decompose and nourish the soil. You can also do this with a string trimmer.

Deep and Maxx Systems: The Deep and Maxx systems are often populated with perennials and grasses. In addition to the maintenance outlined above, any non evergreen perennials should be trimmed down at this time of year to tidy them up. Vegetable plants should be removed and the soil raked smooth and any weeds removed before replanting.

APRIL TO MAY

Continue biweekly "weed walks" and inspections, and activate irrigation system and/or adjust watering schedule as needed for changing weather.

Summertime Maintenance

JUNE TO SEPTEMBER (ADJUST EARLIER OR LATER FOR LOCAL CLIMATE)

Continue biweekly "weed walks" and inspections, and activate or adjust watering schedule as needed for changing weather. During the hottest, most humid months of the year, be sure to water as needed to maintain healthy plants.

© 2007-2019 LiveRoof Global, LLC

Fall Maintenance

OCTOBER TO NOVEMBER (ADJUST EARLIER OR LATER FOR LOCAL CLIMATE)

Continue biweekly "weed walks" and inspections, and activate or adjust watering schedule as needed for changing weather.

Many weeds germinate and grow during fall. Weeding up until snow fall in cold winter climates can save a lot of work the following year. Stay off the roof if there is frost or ice. Many weeds are capable of reproducing during winter, even under the snow, so you will want to have the roof "weed-free" going into winter.

Use care to avoid walking on the plants in the presence of ice, frost or other slipping hazards.

In addition

- In climates with cold winters, DO NOT fertilize during fall. It may stimulate tender growth and compromise the cold hardiness of the plant material. In warm winter climates, without freezes, fall fertilizer may be desirable.
- Rake up any fallen and matted tree leaves. These can smother the green roof plants.
- Be sure the drains are free-flowing and not impaired by fallen leaves. Impaired drainage can damage the roof and damage or kill the plants.
- If the green roof is cantilevered with no heat under it, install heat tape or heat cable in the drains to keep the drains from freezing shut during winter.

Deep and Maxx Systems: The Deep and Maxx systems will likely contain vegetable, perennial, and grass species. During fall, these plants may be trimmed and tidied up for winter. Vegetable plants may be removed altogether; however, we recommend leaving the vegetable plants over the winter to prevent wind erosion. In spring, they may be removed and replanted.

Winter Maintenance

DECEMBER TO FEBRUARY (ADJUST EARLIER OR LATER FOR LOCAL CLIMATE)

In Northern Temperate Regions: Across the northern temperate region of North America, the plants will be dormant and the soil will usually be frozen during the winter season. This is the time to stay off the roof as it may be slippery and dangerous. While the roof is frozen, the only winter maintenance required may be snow removal from rooftop walkways--if roof ingress and egress is required.

- Should you have to shovel pathways on your roof during winter, AVOID USING SALT AND OTHER DEICING CHEMICALS. They will kill the plants and damage the pavers. Instead, use sand or cat litter as an anti-slip agents.
- In some cases, electronic heat tape or cable snow-melt systems may be appropriate, but must be installed in a manner that does not heat up the soil in modules adjacent to walkways. Take care and seek approval from the membrane manufacturer to confirm that such systems will not compromise or damage the membrane.
- Avoid piling all the snow in one place. Instead disperse it evenly over the green roof plantings. Excess snow can potentially damage the plant material by insulating the plants and keeping them too warm, thereby triggering fungal diseases.

In Warm Climate Regions: In areas of warm climate, the plants will likely be dormant or semi-dormant during winter, but the weeds will not be. Therefore, you must continue biweekly "weed walks" and inspections, and activate or adjust watering schedule as needed for changing weather.

© 2007-2019 LiveRoof Global, LLC

LiveRoof Operation & Maintenance Log

Project Name	Date Installed	LiveRoof System Type(s)	Plant Mix Notes	Recommended Typical Irrigation Regimen
		☐ LITE (2 ½″) ☐ STANDARD (4¼″) ☐ DEEP (6″) ☐ MAXX (8″)		

Name of Person	Date	Duration	Weather Conditions	Activity	Observations

© 2007-2019 LiveRoof Global, LLC

Appendix C:

Citizen Participation Plan

NEW YORK STATE OF OPPORTUNITY. Department of Environmental Conservation

Brownfield Cleanup Program

Citizen Participation Plan
for
Grand Union Hotel Bowling Alley Site
May 2022

Site #C360222
140 and 148-150 Westchester Avenue
Port Chester
Westchester County, New York 10573

Contents

Section **Page Number**

1. What is New York's Brownfield Cleanup Program? 3

2. Citizen Participation Activities..... 3

3. Major Issues of Public Concern..... 9

4. Site Information..... 9

5. Investigation and Cleanup Process 12

Appendix A - Project Contacts and Locations of Reports and Information 16

Appendix B - Site Contact List..... 17

Appendix C - Site Location Map..... 22

Appendix D - Brownfield Cleanup Program Process..... 23

* * * * *

Note: The information presented in this Citizen Participation Plan was current as of the date of its approval by the New York State Department of Environmental Conservation. Portions of this Citizen Participation Plan may be revised during the site's investigation and cleanup process.

Applicant: **Port Chester OZ Fund III QOZB, LLC**
Site Name: **Grand Union Hotel Bowling Alley Site**
Site Address: **140 and 148-150 Westchester Avenue, Port Chester, NY**
Site County: **Westchester County**
Site Number: C360222

1. What is New York's Brownfield Cleanup Program?

New York's Brownfield Cleanup Program (BCP) works with private developers to encourage the voluntary cleanup of contaminated properties known as "brownfields" so that they can be reused and developed. These uses include recreation, housing, and business.

A *brownfield* is any real property that is difficult to reuse or redevelop because of the presence or potential presence of contamination. A brownfield typically is a former industrial or commercial property where operations may have resulted in environmental contamination. A brownfield can pose environmental, legal, and financial burdens on a community. If a brownfield is not addressed, it can reduce property values in the area and affect economic development of nearby properties.

The BCP is administered by the New York State Department of Environmental Conservation (NYSDEC) which oversees Applicants who conduct brownfield site investigation and cleanup activities. An Applicant is a person who has requested to participate in the BCP and has been accepted by NYSDEC. The BCP contains investigation and cleanup requirements, ensuring that cleanups protect public health and the environment. When NYSDEC certifies that these requirements have been met, the property can be reused or redeveloped for the intended use.

For more information about the BCP, go online at:
http://www.dec.ny.gov/chemical/8450.html .

2. Citizen Participation Activities

Why NYSDEC Involves the Public and Why It Is Important

NYSDEC involves the public to improve the process of investigating and cleaning up contaminated sites, and to enable citizens to participate more fully in decisions that affect their health, environment, and social well-being. NYSDEC provides opportunities for citizen involvement and encourages early two-way communication with citizens before decision makers form or adopt final positions.

Involving citizens affected and interested in site investigation and cleanup programs is important for many reasons. These include:

- Promoting the development of timely, effective site investigation and cleanup programs that protect public health and the environment

- Improving public access to, and understanding of, issues and information related to a particular site and that site's investigation and cleanup process

- Providing citizens with early and continuing opportunities to participate in NYSDEC's site investigation and cleanup process

- Ensuring that NYSDEC makes site investigation and cleanup decisions that benefit from input that reflects the interests and perspectives found within the affected community

- Encouraging dialogue to promote the exchange of information among the affected/interested public, State agencies, and other interested parties that strengthens trust among the parties, increases understanding of site and community issues and concerns, and improves decision making.

This Citizen Participation (CP) Plan provides information about how NYSDEC will inform and involve the public during the investigation and cleanup of the site identified above. The public information and involvement program will be carried out with assistance, as appropriate, from the Applicant.

Project Contacts

Appendix A identifies NYSDEC project contact(s) to whom the public should address questions or request information about the site's investigation and cleanup program. The public's suggestions about this CP Plan and the CP program for the site are always welcome. Interested people are encouraged to share their ideas and suggestions with the project contacts at any time.

Locations of Reports and Information

The locations of the reports and information related to the site's investigation and cleanup program also are identified in Appendix A. These locations provide convenient access to important project documents for public review and comment. Some documents may be placed on the NYSDEC web site. If this occurs, NYSDEC will inform the public in fact sheets distributed about the site and by other means, as appropriate.

Site Contact List

Appendix B contains the site contact list. This list has been developed to keep the community informed about, and involved in, the site's investigation and cleanup process. The site contact list will be used periodically to distribute fact sheets that provide updates about the status of the project. These will include notifications of upcoming activities at the site (such as fieldwork), as well as availability of project documents and announcements about public comment periods.
The site contact list includes, at a minimum:

- Chief executive officer and planning board chairperson of each county, city, town and village in which the site is located;
- Residents, owners, and occupants of the site and properties adjacent to the site;
- The public water supplier which services the area in which the site is located;
- Any person who has requested to be placed on the site contact list;
- The administrator of any school or day care facility located on or near the site for purposes of posting and/or dissemination of information at the facility;
- Location(s) of reports and information.

The site contact list will be reviewed periodically and updated as appropriate. Individuals and organizations will be added to the site contact list upon request. Such requests should be submitted to the NYSDEC project contact(s) identified in Appendix A. Other additions to the site contact list may be made at the discretion of the NYSDEC project manager, in consultation with other NYSDEC staff as appropriate.

Note: The first site fact sheet (usually related to the draft Remedial Investigation Work Plan) is distributed both by paper mailing through the postal service and through DEC Delivers, its email listserv service. The fact sheet includes instructions for signing up with the appropriate county listserv to receive future notifications about the site. See http://www.dec.ny.gov/chemical/61092.html .

Subsequent fact sheets about the site will be distributed exclusively through the listserv, except for households without internet access that have indicated the need to continue to receive site information in paper form. Please advise the NYSDEC site project manager identified in Appendix A if that is the case. Paper mailings may continue during the investigation and cleanup process for some sites, based on public interest and need.

CP Activities

The table at the end of this section identifies the CP activities, at a minimum, that have been and will be conducted during the site's investigation and cleanup program. The

flowchart in Appendix D shows how these CP activities integrate with the site investigation and cleanup process. The public is informed about these CP activities through fact sheets and notices distributed at significant points during the program. Elements of the investigation and cleanup process that match up with the CP activities are explained briefly in Section 5.

- **Notices and fact sheets** help the interested and affected public to understand contamination issues related to a site, and the nature and progress of efforts to investigate and clean up a site.

- **Public forums, comment periods and contact with project managers** provide opportunities for the public to contribute information, opinions and perspectives that have potential to influence decisions about a site's investigation and cleanup.

The public is encouraged to contact project staff at any time during the site's investigation and cleanup process with questions, comments, or requests for information.

This CP Plan may be revised due to changes in major issues of public concern identified in Section 3 or in the nature and scope of investigation and cleanup activities. Modifications may include additions to the site contact list and changes in planned citizen participation activities.

Technical Assistance Grant

NYSDEC must determine if the site poses a significant threat to public health or the environment. This determination generally is made using information developed during the investigation of the site, as described in Section 5.

If the site is determined to be a significant threat, a qualifying community group may apply for a Technical Assistance Grant (TAG). The purpose of a TAG is to provide funds to the qualifying group to obtain independent technical assistance. This assistance helps the TAG recipient to interpret and understand existing environmental information about the nature and extent of contamination related to the site and the development/implementation of a remedy.

An eligible community group must certify that its membership represents the interests of the community affected by the site, and that its members' health, economic well-being or enjoyment of the environment may be affected by a release or threatened release of contamination at the site.

The site is located in an Environmental Justice Area. Environmental justice is defined as the fair treatment and meaningful involvement of all people regardless of race, color,

national origin, or income with respect to the development, implementation, and enforcement of environmental laws, regulations, and policies.

Environmental justice efforts focus on improving the environment in communities, specifically minority and low-income communities, and addressing disproportionate adverse environmental impacts that may exist in those communities.

The site includes a community with a sizable Hispanic-American population, therefore, all future fact sheets will be translated into Spanish.

As of the date the declaration (page 2) was signed by the NYSDEC project manager, the significant threat determination for the site had not yet been made.

To verify the significant threat status of the site, the interested public may contact the NYSDEC project manager identified in Appendix A.

For more information about TAGs, go online at
http://www.dec.ny.gov/regulations/2590.html

Note: The table identifying the citizen participation activities related to the site's investigation and cleanup program follows on the next page:

Citizen Participation Activities	Timing of CP Activity(ies)
Application Process:	
• Prepare site contact list • Establish document repository(ies)	At time of preparation of application to participate in the BCP.
• Publish notice in Environmental Notice Bulletin (ENB) announcing receipt of application and 30-day public comment period • Publish above ENB content in local newspaper • Mail above ENB content to site contact list • Conduct 30-day public comment period	When NYSDEC determines that BCP application is complete. The 30-day public comment period begins on date of publication of notice in ENB. End date of public comment period is as stated in ENB notice. Therefore, ENB notice, newspaper notice, and notice to the site contact list should be provided to the public at the same time.
After Execution of Brownfield Site Cleanup Agreement (BCA):	
• Prepare Citizen Participation (CP) Plan	Before start of Remedial Investigation **Note:** Applicant must submit CP Plan to NYSDEC for review and approval within 20 days of the effective date of the BCA.
Before NYSDEC Approves Remedial Investigation (RI) Work Plan:	
• Distribute fact sheet to site contact list about proposed RI activities and announcing 30-day public comment period about draft RI Work Plan	Before NYSDEC approves RI Work Plan. If RI Work Plan is submitted with application, public comment periods will be combined and public notice will include fact sheet. Thirty-day public comment period

Citizen Participation Activities	Timing of CP Activity(ies)
• Conduct 30-day public comment period	begins/ends as per dates identified in fact sheet.
After Applicant Completes Remedial Investigation:	
• Distribute fact sheet to site contact list that describes RI results	Before NYSDEC approves RI Report
Before NYSDEC Approves Remedial Work Plan (RWP):	
• Distribute fact sheet to site contact list about draft RWP and announcing 45-day public comment period • Public meeting by NYSDEC about proposed RWP (if requested by affected community or at discretion of NYSDEC project manager) • Conduct 45-day public comment period	Before NYSDEC approves RWP. Forty-five day public comment period begins/ends as per dates identified in fact sheet. Public meeting would be held within the 45-day public comment period.
Before Applicant Starts Cleanup Action:	
• Distribute fact sheet to site contact list that describes upcoming cleanup action	Before the start of cleanup action.
After Applicant Completes Cleanup Action:	
• Distribute fact sheet to site contact list that announces that cleanup action has been completed and that NYSDEC is reviewing the Final Engineering Report • Distribute fact sheet to site contact list announcing NYSDEC approval of Final Engineering Report and issuance of Certificate of Completion (COC)	At the time the cleanup action has been completed. **Note:** The two fact sheets are combined when possible if there is not a delay in issuing the COC.

3. Major Issues of Public Concern

This section of the CP Plan identifies major issues of public concern that relate to the site. Additional major issues of public concern may be identified during the course of the site's investigation and cleanup process.

There will be areas on the Site where soil excavation is necessary. Therefore, once the remediation commences, there may be concerns regarding odors, noise or truck traffic coming from the Site. However, these impacts will be mitigated through implementation of a Health and Safety Plan and Soil Management Plan approved by the Department, which will be designed to minimize these impacts. A Community Air Monitoring Plan (CAMP) will also be implemented to monitor dust and vapors to ensure the community is not impacted. CAMP implementation involves the placement of air monitoring stations downwind and upwind of where work is occurring to capture both dust and vapor emissions. If dust or emissions exceed a set threshold established by DEC and the Department of Health, then work must cease and the cause of the issue must be corrected before work can proceed.

4. Site Information

Appendix C contains a map identifying the location of the site.

Site Description

- **140 and 148-150 Westchester Avenue**
- **Setting – urban**
- **Site size – 0.449 acres**
- **Adjacent properties – residential, commercial**

History of Site Use, Investigation, and Cleanup

The Site consists of two lots with a different historic uses on each lot. In 1895, Lot 65 was occupied by Young's Hotel and Young's Livery. By 1902, a saloon and carriage house were added to the hotel. In 1908, the hotel building was occupied by the Grand Union Hotel. By 1915, another building was constructed behind the hotel, which was used as a hall and by 1918, the hall was also used as a bowling alley. The former hotel operations may have used dry cleaning solvents and the bowling alley may have also used solvents to clean the lanes because the Site's groundwater has fairly significant solvent related contamination. The former bowling alley was identified as a pool in maps from 1934. The lot appears to be in a similar configuration in maps from 1942, but the uses are not apparent. By 1950, the pool hall building was used as by the American Legion Club House. Aerial

photographs from 1966 through 1971 depict a clearing located behind two of the large buildings on Lot 65. By 1974, there are no longer buildings present on Lot 65 and by 1985 the lot was developed into a parking lot. Aerial photographs from 1991 through 1996 depict a parking lot with a patch of barren soil in the northeastern portion of the lot. The soil patch was present until approximately 2008 when it was covered by asphalt. Maps from 2011 until the present depict no significant changes from the 2008 map.

As of 1902, a tin smith shop had been present on Lot 17, which was replaced by a blacksmith shop. A carpet cleaning store replaced the blacksmith shop which by 1919 was back to being used as a tin shop. By 1934, the tin shop was no longer present but the site uses were not apparent from accessible historical records. These prior operations may have affected the soil and groundwater at the Site. From 1950's through the 1990's, the on-site buildings were used as stores. In 1994, one of the buildings contained apartments on the upper levels. Between 1995 and 2006 there were no significant changes in the lot configuration or lots uses.

In June 2021, a subsurface investigation of soil, soil vapor, and groundwater identified the contaminants of concern as Semi-Volatile Organic Compounds ("SVOCs"), metals and pesticides in soil, and Volatile Organic Compounds ("VOCs"), SVOCs, and metals in groundwater. The groundwater sample located in the vicinity of the former hotel/bowling alley/ paint shop/warehouse, exhibited the highest concentration of contaminants. Additional investigation was deemed warranted to determine the full extent of contamination at the Site.

5. Investigation and Cleanup Process

Application

The Applicant has applied for and been accepted into New York's Brownfield Cleanup Program as a Volunteer which means that the Applicant was not responsible for the disposal or discharge of the contaminants or whose ownership or operation of the site took place after the discharge or disposal of contaminants. The Volunteer must fully characterize the nature and extent of contamination onsite, and must conduct a "qualitative exposure assessment," a process that characterizes the actual or potential exposures of people, fish and wildlife to contaminants on the site and to contamination that has migrated from the site.

The Applicant in its Application proposes that the site will be used for unrestricted purposes.

To achieve this goal, the Applicant will conduct investigation activities at the site with

oversight provided by NYSDEC. The Brownfield Cleanup Agreement executed by NYSDEC and the Applicant sets forth the responsibilities of each party in conducting these activities at the site.

Investigation

The Applicant will conduct an investigation of the site officially called a “remedial investigation” (RI). This investigation will be performed with NYSDEC oversight. The Applicant must develop a remedial investigation workplan, which is subject to public comment.

The site investigation has several goals:

1) define the nature and extent of contamination in soil, surface water, groundwater and any other parts of the environment that may be affected;
2) identify the source(s) of the contamination;
3) assess the impact of the contamination on public health and the environment; and
4) provide information to support the development of a proposed remedy to address the contamination or the determination that cleanup is not necessary.

The Applicant has submitted a draft “Remedial Investigation Work Plan” to NYSDEC for review and approval. NYSDEC made the draft plan available to the public review during a 30-day public comment period which occurred from May 4th through June 3rd, 2022. However, the public can submit comments at any time.

When the investigation is complete, the Applicant will prepare and submit a report that summarizes the results. This report also will recommend whether cleanup action is needed to address site-related contamination. The investigation report is subject to review and approval by NYSDEC.

NYSDEC will use the information in the investigation report to determine if the site poses a significant threat to public health or the environment. If the site is a “significant threat,” it must be cleaned up using a remedy selected by NYSDEC from an analysis of alternatives prepared by the Applicant and approved by NYSDEC. If the site does not pose a significant threat, the Applicant may select the remedy from the approved analysis of alternatives.

Interim Remedial Measures

An Interim Remedial Measure (IRM) is an action that can be undertaken at a site when a source of contamination or exposure pathway can be effectively addressed before the site investigation and analysis of alternatives are completed. If an IRM is likely to represent all or a significant part of the final remedy, NYSDEC will require a 30-day

public comment period.

Remedy Selection

When the investigation of the site has been determined to be complete, the project likely would proceed in one of two directions:

1. The Applicant may recommend in its investigation report that no action is necessary at the site. In this case, NYSDEC would make the investigation report available for public comment for 45 days. NYSDEC then would complete its review, make any necessary revisions, and, if appropriate, approve the investigation report. NYSDEC would then issue a "Certificate of Completion" (described below) to the Applicant.

or

2. The Applicant may recommend in its investigation report that action needs to be taken to address site contamination. After NYSDEC approves the investigation report, the Applicant may then develop a cleanup plan, officially called a "Remedial Work Plan". The Remedial Work Plan describes the Applicant's proposed remedy for addressing contamination related to the site.

When the Applicant submits a draft Remedial Work Plan for approval, NYSDEC would announce the availability of the draft plan for public review during a 45-day public comment period.

Cleanup Action

NYSDEC will consider public comments, and revise the draft cleanup plan if necessary, before approving the proposed remedy. The New York State Department of Health (NYSDOH) must concur with the proposed remedy. After approval, the proposed remedy becomes the selected remedy. The selected remedy is formalized in the site Decision Document.

The Applicant may then design and perform the cleanup action to address the site contamination. NYSDEC and NYSDOH oversee the activities. When the Applicant completes cleanup activities, it will prepare a final engineering report that certifies that cleanup requirements have been achieved or will be achieved within a specific time frame. NYSDEC will review the report to be certain that the cleanup is protective of public health and the environment for the intended use of the site.

Certificate of Completion

When NYSDEC is satisfied that cleanup requirements have been achieved or will be

achieved for the site, it will approve the final engineering report. NYSDEC then will issue a Certificate of Completion (COC) to the Applicant. The COC states that cleanup goals have been achieved, and relieves the Applicant from future liability for site-related contamination, subject to certain conditions. The Applicant would be eligible to redevelop the site after it receives a COC.

Site Management

The purpose of site management is to ensure the safe reuse of the property if contamination will remain in place. Site management is the last phase of the site cleanup program. This phase begins when the COC is issued. Site management incorporates any institutional and engineering controls required to ensure that the remedy implemented for the site remains protective of public health and the environment. All significant activities are detailed in a Site Management Plan.

An *institutional control* is a non-physical restriction on use of the site, such as a deed restriction that would prevent or restrict certain uses of the property. An institutional control may be used when the cleanup action leaves some contamination that makes the site suitable for some, but not all uses.

An *engineering control* is a physical barrier or method to manage contamination. Examples include: caps, covers, barriers, fences, and treatment of water supplies.

Site management also may include the operation and maintenance of a component of the remedy, such as a system that pumps and treats groundwater. Site management continues until NYSDEC determines that it is no longer needed.

Appendix A -
Project Contacts and Locations of Reports and Information

Project Contacts

For information about the site's investigation and cleanup program, the public may contact any of the following project staff:

New York State Department of Environmental Conservation (NYSDEC):

Greta White
Project Manager
NYSDEC
625 Broadway
Albany, NY 12233-7014
Greta.white@dec.ny.gov

New York State Department of Health (NYSDOH):

Steven Berninger
Project Manager
NYSDOH
Empire State Plaza
Corning Tower Room 1787
Albany, NY 12237
beei@health.ny.gov

Locations of Reports and Information

The facilities identified below are being used to provide the public with convenient access to important project documents:

Port Chester-Rye Brook Library
Robin Lettieri, Director
1 Haseco Avenue
Port Chester, New York 10573
(914) 939-6710

Hours:

Mon	9am-9pm
Tues	9am-8pm
Thurs-Sat	9am-5pm
Sunday	Closed

Appendix B - Site Contact List

Federal and State Officials		
Chuck E. Schumer U.S. Senate 780 Third Avenue, Suite 2301 New York, NY 10017	Kirsten Gillibrand U.S. Senate 780 Third Avenue, Suite 2601 New York, NY 10017	Shelley B. Mayer NYS Senate District 37 222 Grace Church Street, Suite 300 Port Chester, NY 10573
Mondaire Jones NYS House of Representative - 17th District 222 Mamaroneck Avenue, Suite 312 White Plains, NY 10605	Sarah Crowell NYS Department of Planning One Commerce Plaza, 99 Washington Ave, Suite 1010 Albany, NY 12231	George Latimer Westchester County Executive 148 Martine Avenue White Plains, NY 10601
Richard Hyman Westchester County Planning Board, Chair 148 Martine Avenue White Plains, NY 10601	Norm Rosenblum Town of Rye, Mayor 222 Grace Church Street, 3rd Floor Port Chester, NY 10573	Gary Zuckerman Supervisor for the Town of Rye 222 Grace Church Street, 3rd Floor Port Chester, NY 10573
Luis A. Marino Village of Port Chester, Mayor 222 Grace Church Street Port Chester, NY 10573	Michael Scarola Village of Port Chester Planning Commission, Chair 222 Grace Church Street, Suite 202 Port Chester, NY 10573	Steven Otis Assemblyman, District 91 222 Grace Church Street Port Chester, NY 10573
Media Outlets		
The Journal News Media Outlet 1133 Westchester Avenue, Suite N110 White Plains, NY 10601	News 12 Westchester News12wc@news12.com 6 Executive Plaza Yonkers, NY 10701	
Public Water Supplier		
United Water Westchester Rate 2 District Town of Rye Public Water Supplier 148 Martine Avenue White Plains, NY 10601		

Schools and Daycare Centers		
Jennifer Coggio Holy Rosary School, Assistant Principal 18 Central Avenue Port Chester, NY 10573	Judy Diaz John F. Kennedy Elementary School, Principal 40 Olivia Street Port Chester, NY 10573	Deirdre McDermott Corpus Christi-Holy Rosary School, Principal 135 South Regent Street Port Chester, NY 10573
Ivan Tolentino Thomas A. Edison School, Principal 132 Rectory Street Port Chester, NY 10573	Keith Allen Port Chester High School, Principal 1 Tamarack Road Port Chester, NY 10573	Marcela Arismendi Ladybug Family Daycare, Director 95 Grace Chruch Street Port Chester, NY 10573
Andrea Leite Tots Place, Director 8 Bent Avenue Port Chester, NY 10573	Marcela Arismendi Ladybug Family Preschool 141 William Street Port Chester, NY 10573	Maria Caballero Sunny Side Daycare Center 27 Smith Street Port Chester, NY 10573
Zolia M. Bravo Garzon Happy Corner Day Care Center Inc 80 South Regent Street Port Chester, NY 10573	Carolyn Kelly Port Chester Children's Place 400 Westchester Avenue Port Chester, NY 10573	Rosa Delgado Rossy's little Angels Family Day Care 43 Soundview Street Port Chester, NY 10573
Nidia Serrano Tater Tots Daycare 131 Neuton Avenue Port Chester, NY 10573	Lilliam Frias Lyon Park Daycare 21 Parkway Drive Port Chester, NY 10573	Adrian Veloz Uncle Luis Daycare 25 Parkway Drive Port Chester, NY 10573
Rosweny Hidalgo Preschool College Family Daycare 17 Edison Place, Apartment 1L Port Chester, NY 10573	Ilse Palacios Sweet Second Home Family Daycare 5 Brook Road Port Chester, NY 10573	
Adjacent Property Owners/Operators		
148-150 Westchester Avenue, LLC Site Owner (148-150 Westchester Avenue) 420 Westchester Avenue Port Chester, NY 10573	Keyman Locksmith LLC Site Operator (148-150 Westchester) 152 Westchester Avenue Port Chester, NY 10573	Dream Nail Salon Site Operator (144-150 Westchester) 148 Westchester Avenue Port Chester, NY 10573
140 Owners LLC Site Owner (140 Westchester Avenue)	11 South Pearl Street LLC Adjacent Property Owner of 11 Pearl Street	15 South Pearl Street Parking LLC

33 New Broad Street Port Chester, NY 10573	31 Pearl Street Port Chester, NY 10573	Adjacent Property Owner of Pearl Street 40 Pearl Street Port Chester, NY 10573
40 Pearl Street Inc. Adjacent Property Owner of 31 Pearl Street 31-37 Pearl Street Port Chester, NY 10573	Village of Port Chester Adjacent Property Owner of Village of Port Chester 222 Grace Street Port Chester, NY 10573	29 New Broad St. Realty Corp. Adjacent Property Owner of 29 New Broad Street 29 New Broad Street Port Chester, NY 10573
Church of the Living God Inc. Adjacent Property Owner of 9 New Broad Street 2 Poningo Street Port Chester, NY 10573	Port Chester Realty Inc. Adjacent Property Owner of 144-122 Westchester Avenue 282 Ridgeway White Plains, NY 10605	Metro Trans Authority Adjacent Property Owner of Broad Street 420 Lexington Avenue New York, NY 10017
DMMJ Realty Corp. Adjacent Property Owner of 143 Westchester Avenue 10 Broad Street Port Chester, NY 10573	Shree Laxmi Realty, Inc. Adjacent Property Owner of 145 Westchester Avenue 9 Amsterdam Avenue Bronxville, NY 10708	The Capitol Theatre LLC Adjacent Property Owner/Operator of 151 Westchester Avenue 104 West 29th Street, 11th Floor New York, NY 10001
Delia Enterprises Inc. Adjacent Property Owner of 153-157 Westchester Avenue 153 Westchester Avenue Port Chester, NY 10573	181 Westchester Ave LLC Adjacent Property Owner of 181 Westchester Avenue P.O. Box 1068 Larchmont, NY 10538	Adjacent Property Owner/Operator of 19 Smith Street 19 Smith Street Port Chester, NY 10573
Adjacent Property Owner of 10 Pearl Street 40 Pearl Street Port Chester, NY 10573	Island Park Auto Body Adjacent Property Operator of 29 New Broad Street 29 New Broad Street Port Chester, NY 10573	CK Trading Adjacent Property Operator of 144-122 Westchester Avenue 114 Westchester Avenue Port Chester, NY 10573
International Farm Convenience Store Adjacent Property Operator of 144-122 Westchester Avenue 116 Westchester Avenue Port Chester, NY 10573	Taqueria La Picardia Adjacent Property Operator of 144-122 Westchester Avenue 118 Westchester Avenue Port Chester, NY 10573	Number One Chinese Take Out Adjacent Property Operator of 144-122 Westchester Avenue Port Chester, NY 10573

El Tio Adjacent Property Operator of 143 Westchester Avenue 143 Westchester Avenue Port Chester, NY 10573	Melissa Meat & Products Adjacent Property Operator of 153-157 Westchester Avenue 157 Westchester Avenue Port Chester, NY 10573	T&J Restaurant & Pizzeria Adjacent Property Operator of 10 Pearl Street 10 Pearl Street Port Chester, NY 10573
La Pupusa Loca Adjacent Property Operator of 181 Westchester Avenue 165 Westchester Avenue Port Chester, NY 10573	Panka Peruvian Bistro Adjacent Property Operator of 181 Westchester Avenue 167 Westchester Avenue Port Chester, NY 10573	Gentle Touch Laser 181 Westchester Avenue Port Chester, NY 10573
Inca & Gaucho Adjacent Property Operator of 181 Westchester Avenue 173 Westchester Avenue Port Chester, NY 10573	Upholstery & Carpet PC Adjacent Property Operator of 181 Westchester Avenue 6 Pearl Street Port Chester, NY 10573	Quality Ninety Nine Cents Store Adjacent Property Operator of 181 Westchester Avenue 193 Westchester Avenue Port Chester, NY 10573
La Marqueta Meat & Produce Adjacent Property Operator of 181 Westchester Avenue 197 Westchester Avenue Port Chester, NY 10573	Elissa Held Corporation Adjacent Property Operator of 181 Westchester Avenue 168 Irving Avenue, Suite 200a Port Chester, NY 10573	Eye and Candee Beauty Adjacent Property Operator of 181 Westchester Avenue 168 Irving Avenue Port Chester, NY 10573
Jamboree Juice Bar Adjacent Property Operator of 181 Westchester Avenue 168-B Irving Avenue, Suite 102a Port Chester, NY 10573	Whole Body Myofascial Adjacent Property Operator of 181 Westchester Avenue 168B Irving Avenue, Suite 203G Port Chester, NY 10573	Rolfs Elert Office Adjacent Property Operator of 181 Westchester Avenue 168B Irving Avenue, Suite 301 Port Chester, NY 10573
Westchester County Apostille Adjacent Property Operator of 181 Westchester Avenue 101 Westchester Avenue, 3rd Floor Port Chester, NY 10573	Kreations beauty Salon Adjacent Property Operator of 181 Westchester Avenue 189 Westchester Avenue Port Chester, NY 10573	Total Wireless Store Adjacent Property Operator of 181 Westchester Avenue 191 Westchester Avenue Port Chester, NY 10573
64 Solar	Colortone Audio Visual	

Adjacent Property Operator of 181 Westchester Avenue 181 Westchester Avenue Port Chester, NY 10573	Adjacent Property Operator of 181 Westchester Avenue 181 Westchester Avenue, Suite 408B Port Chester, NY 10573	

Appendix C - Site Location Map



Appendix D– Brownfield Cleanup Program Process

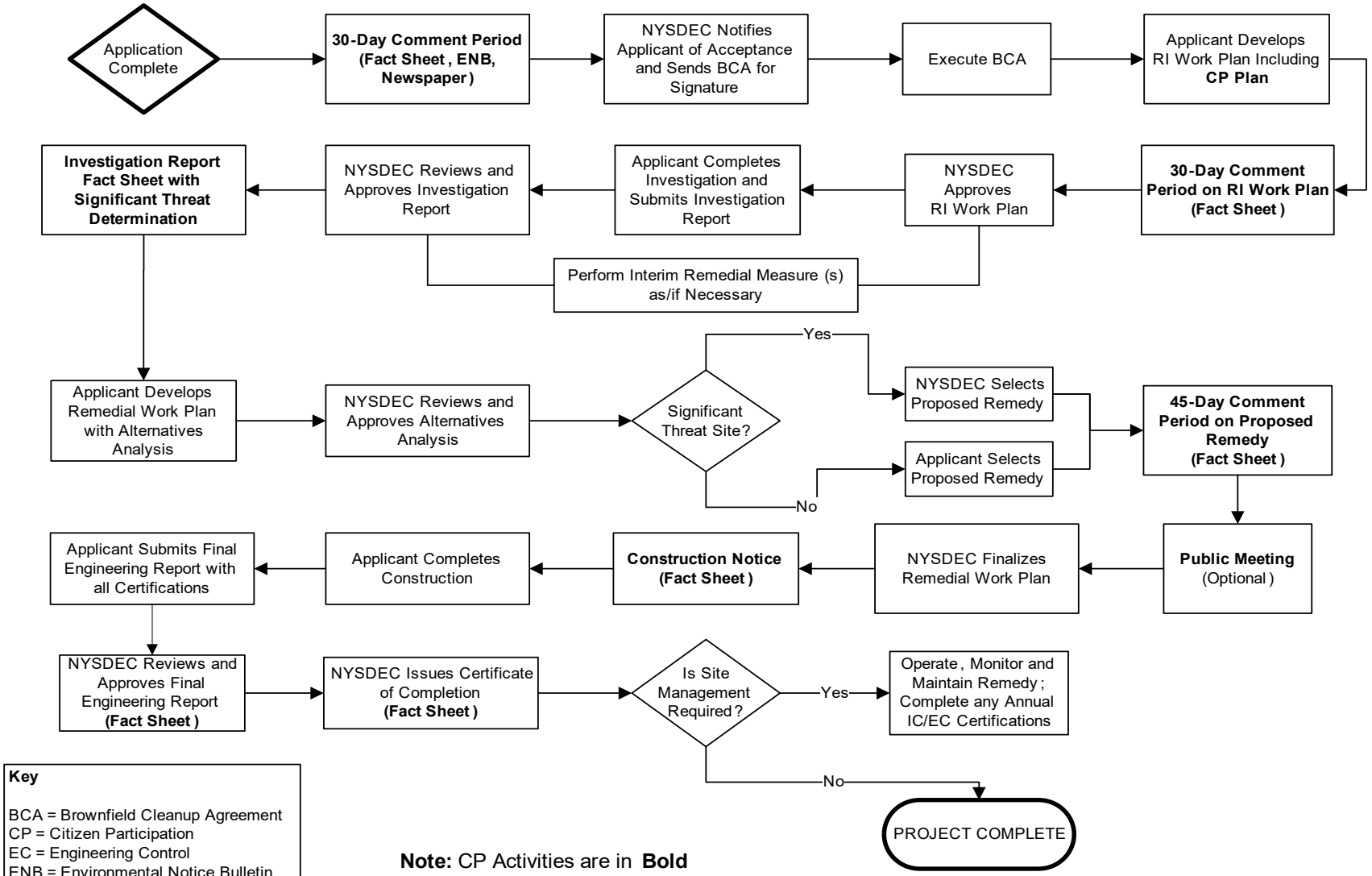

Key

BCA = Brownfield Cleanup Agreement
CP = Citizen Participation
EC = Engineering Control
ENB = Environmental Notice Bulletin
IC = Institutional Control
RI = Remedial Investigation

Note: CP Activities are in **Bold**

Division of Environmental Remediation

Remedial Programs
Scoping Sheet for Major Issues of Public Concern (see instructions)

Site Name: Grand Union Hotel Bowling Alley Site

Site Number: C360222

Site Address and County: 140 and 148-150 Westchester Ave., Port Chester, Westchester County

Remedial Party(ies): Port Chester OZ Fund III QOZB, LLC

Note: For Parts 1. – 3. the individuals, groups, organizations, businesses and units of government identified should be added to the site contact list as appropriate.

Part 1. List major issues of public concern and information the community wants. Identify individuals, groups, organizations, businesses and/or units of government related to the issue(s) and information needs.
The list of potential impacts contained in the CPP are typical impacts of remediation on brownfield sites

How were these issues and/or information needs identified?
See response above.

Part 2. List important information needed **from** the community, if applicable. Identify individuals, groups, organizations, businesses and/or units of government related to the information needed.
Nothing is needed from the community at this time

How were these information needs identified?
NA

Part 3. List major issues and information that need to be communicated **to** the community. Identify individuals, groups, organizations, businesses and/or units of government related to the issue(s) and/or information.
Communication of each step in the BCP process must be communicated in Fact Sheets and public hearings if required. Site-related documents will be provided in Spanish as well as English

How were these issues and/or information needs identified?
This is part of the CPP process

Part 4. Identify the following characteristics of the affected/interested community. This knowledge will help to identify and understand issues and information important to the community, and ways to effectively develop and implement the site citizen participation plan (mark all that apply):

a. Land use/zoning at and around site:
☒ **Residential** ☐ **Agricultural** ☐ **Recreational** ☒ **Commercial** ☐ **Industrial**

b. Residential type around site:
☒ **Urban** ☐ **Suburban** ☐ **Rural**

c. Population density around site:
☒ **High** ☐ **Medium** ☐ **Low**

d. Water supply of nearby residences:
☒ **Public** ☐ **Private Wells** ☐ **Mixed**

e. Is part or all of the water supply of the affected/interested community currently impacted by the site?
☐ **Yes** ☒ **No**

Provide details if appropriate:
Click here to enter text.

f. Other environmental issues significantly impacted/impacting the affected community?
☐ **Yes** ☒ **No**

Provide details if appropriate:
Click here to enter text.

g. Is the site and/or the affected/interested community wholly or partly in an Environmental Justice Area?
☒ **Yes** ☐ **No**

h. Special considerations:
☒ **Language** ☐ **Age** ☐ **Transportation** ☐ **Other**

Explain any marked categories in **h:**
Large Hispanic Population.

Part 5. The site contact list must include, at a minimum, the individuals, groups, and organizations identified in Part 2. of the Citizen Participation Plan under 'Site Contact List'. Are *other* individuals, groups, organizations, and units of government affected by, or interested in, the site, or its remedial program? (Mark and identify all that apply, then adjust the site contact list as appropriate.)

☐ **Non-Adjacent Residents/Property Owners:** Click here to enter text.

☐ **Local Officials:** Click here to enter text.

☐ **Media:** Click here to enter text.

☐ **Business/Commercial Interests:** Click here to enter text.

☐ **Labor Group(s)/Employees:** Click here to enter text.

☐ **Indian Nation:** Click here to enter text.

☐ **Citizens/Community Group(s):** Click here to enter text.

☐ **Environmental Justice Group(s):** Click here to enter text.

☐ **Environmental Group(s):** Click here to enter text.

☐ **Civic Group(s):** Click here to enter text.

☐ **Recreational Group(s):** Click here to enter text.

☐ **Other(s):** Click here to enter text.

Prepared/Updated By: Linda R. Shaw, Esq. **Date:** June 7, 2022

Reviewed Approved By: Click here to enter text. **Date:** Click here to enter text.

Appendix D:

Local Permits and ACM Reports

VILLAGE OF
PORT CHESTER
Village Manager's Office – 1st Floor
222 Grace Church Street, Port Chester, NY 10573
SRabin@portchesterny.gov

TO: Jeff Gennarelli
King's Capital Construction
660 White Plains Road
Tarrytown, NY 10591
914-419-1024

FROM: Stuart Rabin, Village Manager

DATE: September 21, 2023

RE: **140-150 Westchester Ave - Street Opening Permit #5318**

The Village of Port Chester has approved your street opening permit #5318 for approximately 5 L.F. at 140-150 Westchester Ave. The trench width is proposed to be five (5') feet wide, resulting in a 25 S.F. project area. All approvals are subject to consistency with the attached application and applicable Village, County, and State Code.

This permit is being issued with the understanding that the Applicant shall comply with Article 1, Section 283 of the Village of Port Chester Code. All work shall be done in a workman-like manner. All safety precautions shall be followed. 24-hour prior notice shall be provided to the Police Department at (914) 939-6584, the Department of Public Works at (914) 939-5207, and the Village's consulting Engineer at (914) 939-0380.

Please note the following:

1. A final inspection is to be conducted as per Village Code Article I, section 283-8, C (2);
   The Village's consulting Engineer is to be contacted for an inspection at (914) 939-0380.

2. Operators of underground facilities shall be notified of this work by the applicant 48-hours prior to commencing any work within the Village of Port Chester as per Village Code Article I, section 283-8, E and in conformance with 16 NYCRR Part 753

3. As per Village Code Article I, section 283-8, G, a copy of this permit shall be kept on site at all times while work is in progress

The Village anticipates receipt of fees in the amount of $760.00. This permit is valid for a period not to exceed 30 days.

Attachments:
Permit #5318
Permit Application

OFFICE OF THE VILLAGE MANAGER
VILLAGE OF PORT CHESTER
222 Grace Church Street - 1st Floor (Bldg. Dept)
Port Chester, New York 10573
Phone (914) 881-4553
SRabin@portchesterny.gov

OFFICE USE ONLY

FEE RECEIVED $ 850.00

PERMIT #: 5318

Date: 09 / 21 / 2023

ROAD: 140-150 Westchester Ave

PERMIT APPLICATION FOR WORK WITHIN THE VILLAGE RIGHT-OF-WAY

Application is hereby made for permission, under Chapter 283 to enter upon, construct, or open a roadway, right-of-entry or sidewalk, constructed or improved within the Village of Port Chester in accordance with local regulations:

PROJECT(S): ☐ **STREET** ☐ **SIDEWALK** ☐ **CURB** ☒ **SEWER CONNECTIONS**

PROJECT LOCATION: 140 - 150 Westchester Ave

Maximum Size of Opening: 5" by 5" Depth: 5 Feet

WORK DESCRIPTION: Connection to storm sewer for discharge of post treatment construction dewatering

Owner's Name: Daniel Servidio

Owner's Address: 359 Springfield Avenue City: Summit State: NJ Zip: 07901

Engineer's Name: James Vander Vliet

Engineer's Address: 959 Rt 46E City: Parsippany State: NJ Zip: 07054

Phone # (list all for 24 hour contact): 201-452-2375

Email Address: James.vandervliet@sesi.org

Contractor's Name: Kings Capital Construction

Contractor's Address: 660 White Plains Road City: Tarrytown State: NY Zip: 10591

Contractor's Phone # (list all for 24 hour contact): Jeff Gennarelli 914 419 1024

Email Address: j.gennarelli@kingscapitalgroup.com

CALL BEFORE YOUR DIG Tel: 800-962-7962 (CODE 53#: 08233-000-648-00)

TRAFFIC CONTROL: Applicant is required to provide for traffic safety as approved by the Police Department in conformity with Village Code Section 283-8D in attachment. Call PD prior to work commencing at 914-879-7367.

Will contractor be providing flagmen? Yes ____, No X.

Attach two (2) copies of a sketch showing location of work, size of openings, and the distance to the nearest street intersection.

State of New York SS:
County of WESTCHESTER

An Officer, namely Michael Cesarella being duly sworn deposes and says:

That he/she is one of the partners/officers of the Applicant/Contactor herein named: that compensation has been secured pursuant to the Worker's Compensation Law of the State of New York, and the provision of said law will be complied with during the life of this permit, and that no subcontractor will be permitted to do any work under this permit he has fully and completely with all the terms and provisions of the aforesaid law:

If the permit is granted, I hereby agree to comply with all (he terms, covenants and conditions here in after set forth, which arc attached to and form part of the permit and to restore the road to its original condition, in accordance herewith.

23 Day of August 20 23

COO
Applicant's Signature and Title

Sworn to before me this 23 day of August 20 23

Tracey L Guerin
NOTARY PUBLIC, STATE OF NEW YORK
Registration No. 01GU6413007
Qualified in Westchester County
Commission Expires 01/19/2025

Notary Public

APPROVED, VILLAGE OF PORT CHESTER-SUBJECT TO THE FOLLOWING CONDITIONS

Date: _____ 20

By:

VILLAGE OF PORT CHESTER

STREET & SIDEWALK OPENING PERMIT

☐ WATER CO.	☒ STREET
☐ CON EDISON	☒ SIDEWALK
☒ PRIVATE	☒ CURB

Permission is hereby granted by the Village of Port Chester to: King's Capital Construction to open 140-150 Westchester Ave

Between ... And .....

Length:5 Width: 5

For a period not to exceed 30 days.

Approval: Yes Denied:

Dated: 09/21/2023 Inspected by:

Fee: $850.00

Deposit: $0

Total: $850.00

No 5318

VILLAGE OF
PORT CHESTER
Village Manager's Office – 1st Floor
222 Grace Church Street, Port Chester, NY 10573
SRabin@portchesterny.gov

Permit #5317 **Issued: 09/21/2023**

To:	KINGS CAPITAL CONSTRUCTION
Location:	140-150 Westchester Avenue
Work Description:	Curb Excavation and Sewer Connection
CODE ID #	08233-000-648-00

NOTE: This permit is being issued with the understanding that the Contractor/Applicant shall comply with Article I, Section 283 of the Village of Port Chester Code for Excavating in Streets and is responsible for complying with the specifications and standards for replacement of sidewalk and street pavement areas in accordance with good engineering practice. All safety precautions are to be complied with for workman, pedestrian and vehicular traffic. Proper notices are to be given to the Village Engineer of commencement of work and the Police Department for work within the right of way.
Contractor to note the following conditions (if applicable) and Specifications:
Sidewalk blocks must be saw-cut *prior* to removal.
Area under sidewalk and driveways must be compacted.
Proposed sidewalks must be 5" thick. Proposed driveways and aprons must be 7" thick.
Truck-delivered NYDOT Class "A" Concrete must be used for all work in the Right of Way. Hand mixed concrete shall not be used.
Full depth expansion joint material ½" x 5" or ½" x 7" must be used where the new concrete meets the old, and at approximate 25-foot intervals.
Curing/sealing compound must be applied to the fresh concrete.
Concrete trucks must not be washed out in street or storm drains.
Excavated walks must be barricaded if left unattended.

ITEM 20SW - CONCRETE SIDEWALKS:

20SW.1. WORK INCLUDED:

Under this item the Contractor shall build new concrete sidewalks within set limits by the Engineer. The concrete sidewalks shall be constructed in accordance with these specifications and the contract drawings and as directed by the Engineer. This item shall also include the removal and disposal of existing sidewalks within the set limits as shown on the contract drawings

20SW.2. MATERIALS:

A. The Contractor shall provide a 4,000 lb. concrete with a minimum cement ratio of six (6) bags per cubic yard, with a minimum and maximum slump of 1 1/2" and 3" respectively. The cement shall conform to the "Specifications for Portland Cement, A.S.T.M, and C-150-Type II." The concrete shall have an air content of not less than three (3%) percent, nor more than six (6%) percent, accomplished by including an air- entraining admixture conforming to N.Y.S.D.O.T standard specifications for Class "A" concrete. The concrete sidewalk shall be five (5") inches in thickness and poured in one operation with one quarter inch pre-molded joint filler, transverse expansion joints to the full depth of the concrete spaced twelve (12) to sixteen (16) feet apart, and the edges of such joints finished with an edging tool of one quarter inch radius. In driveway areas, the sidewalk shall be seven (7) inches thick The top surface shall be finished as directed by the Engineer, and shall be scored at intervals of four (4) feet so that the finished walk will be marked in squares both longitudinally and transversely.

B. Synthetic Fibers specifically engineered and manufactured for use as secondary concrete reinforcement shall be used. Fiber shall be manufactured by one of the following, or an approved equal:

1. Grace Fibers, as manufactured by W.R. Grace & Company, construction Products, 60 Whittemore Ave., Cambridge, MA 02140-1692, (800) 852-6055, www.graceconstrucUon.com.
2. In Force e3, as manufactured by Fiber mesh Company, division of Synthetic Industries, Inc., 4019 Industry Dr., Chattanooga, TN 37416, (615) 892-7243, www.fibermesh.com.
3. Econo Net, as manufactured by Forta Corporation, 100 Forta Dr., Grove City PA 16127, (800) 245-0306, www.fortacorp.com.

The reinforcement shall be added at a dosage rate of 1.5 lbs. per cubic yard, and shall be added to the concrete mixing system during or after the batching of the other ingredients and mixed at the time and speed recommended by the mixer manufacturer. Fibers shall be uniformly dispersed in the concrete, and concrete shall be free of fiber balls or lumps when discharged at the site.

C. Pre-molded bituminous joints shall be placed between all construction joints, and between joints at curbs, buildings, brick pavers and trees as directed.

D. Sub-Base

1. The subbase course material used shall be bank run gravel (NYSDOT 304.02).

INSTALLATION:

A. Excavation and disposal of existing ground to the sub-base surface and/or as indicated on the plans. Care is to be taken not to damage adjacent sidewalk and other appurtenances. Any damage caused by the Contractor's operations will be repaired by the Contractor at no expense to the Owner and as approved by the Engineer. In the areas to receive new concrete pavement the Contractor shall completely remove all existing pavement and shall excavate to the depths required to meet existing finish line and grade. Materials removed shall become the property of the contractor and shall be disposed of legally, off-site. Contractor shall saw cut in straight, clean lines where new concrete pavement abuts existing sidewalk pavement, and in any other location as required to complete the work. The cost of such saw cutting shall be included in the unit price for new concrete sidewalks. Address

B. Subgrade

1. The Contractor shall saw cut the existing pavement and excavate the sidewalk to the proposed subgrade. If such sub-grade is of unsuitable materials, all such materials, shall be removed and replaced with select materials, as called for by the Engineer, tamped, and brought up to the proper grade.

C. Sub-Base

1. The sub-base course shall be placed and compacted in accordance with §304-3.01 through §304-3.05 of the New York Department of Transportation's Standard Specifications and/or as detailed in the plans.

2. The concrete sidewalk shall be placed on a well prepared sub-base, with a minimum depth of six (6) inches. The sub-base shall be compacted and of the typo and depth indicated on the detail drawings.

D. Finishing

1. Concrete shall be placed in a continuous pour. No more than one and one half (1 1/2) hours shall separate each continuous pour, unless an expansion joint is used.

2. Two standard test cylinders are to be made with each truck load, if directed by the Engineer, and cured under conditions equal to the sidewalk. The Contractor is responsible for preparing the cylinders in accordance with A.C.I. standards, storing and protecting the cylinders onsite, delivery to and testing at a

testing facility approved by the Engineer. The Contractor shall bear all costs and related expenses for testing. One cylinder from each pour shall be tested at 28 days. If the test results are satisfactory, the second test cylinder shall be discarded by the Contractor. If the results of the first test cylinder are not satisfactory, the second test cylinder shall be tested immediately. The Contractor shall bear all related costs. A copy of ail test result must be submitted to the Engineer.

3. The surface shall be a "strike off" surface using a "sawing" motion.

4. Bull Float shall be done as soon as possible after strike-off with an overlapping pattern.

5. The Contractor shall make the initial run with jointer and edger.

6. No further work shall be done on the concrete until all the water sheen has disappeared.

7. Rerun joints and finish edges.

8. Broom lightly for a textured surface. Broom shall be cleaned after each application. Failure to keep broom free of concrete may require the Engineer to order that a new broom be used to acquire the desired texture.

9. Textured surfaces of handicapped ramps shall meet all requirements of ANSI Code 4.7:7, Al 17.1.

E. Curing and Anti-Spalling Compound

1. At the initial set of the concrete, or as directed by the Engineer, all exposed concrete shall be cured and protected in accordance with N.Y.S.D.O.T. Item 502-3.10, Method A.

F. Sidewalk shall meet latest ADA Accessibility Guidelines for Buildings and Facilities as outlined in the Federal Register's Rules and Regulations.

G. Testing: As directed by the engineer, the Contractor shall be required to pour one (1) test cylinder per placement regardless of size and thereafter at a rate of one per 200 cubic yards for the duration of that placement. This rate shall be increased by the Engineer whenever indication of non-acceptable concrete is noticed. The concrete crush and slump test shall be performed at a laboratory approved by the Engineer.

§ 283-8. Street Opening Specifications:

A. The street opening and the final restoration shall be performed in accordance with rules and regulations promulgated and approved by the Engineer, but shall include the following as minimum requirements.

1) All excavations shall be backfilled with controlled density backfill material (K-Krete).
2) If a new patch is to be made where there is an existing patch, the entire area shall be removed and replaced.
3) Restoration of pavement shall be curb to curb and shall extend two feet on either side of the trench.
4) The new patch shall have the same contour as the adjacent road surface. If the street pavement is asphalt, the replacement shall be asphalt. The existing pavement shall be saw-cut to its base or binder course and shall be 12 inches wider than the trench. A binder course of 4 1/2 inches and a top course of 1 1/2 inches shall be required. The seam between the new and existing pavement shall be sealed with hot asphaltic cement.
5) If the street pavement is concrete, the replacement shall be concrete. The existing pavement shall be saw cut to its base, drilled and doweled to a minimum depth of 12 inches with the dowels two feet on center. The seam shall be sealed with hot asphaltic cement.
6) If there are multiple patches and the area of disturbance exceeds 20% of the

length of a street block multiplied by one foot, then the entire road in the block shall be resurfaced.

B. Unless it is an emergency, no work shall be done on weekends or a legal holiday.

C. All work shall be done in a good and workman-like manner, and will be inspected by the Engineer, as follows:

1) Standard inspection: Covering inspection at excavation; at compaction of base; prior to and during backfill of utility lines and road restoration.

2) Resident inspection: Covering installations, repairs or new connections to Village sanitary sewer or storm drains.

Security; traffic mitigation plan

1) The permittee shall erect and maintain suitable barricades and fences around all of the work until it is completed, as well as arrange for the work to be done in such a manner so as to cause a minimum of inconvenience and delay to vehicular and pedestrian traffic. As a condition of approval of an application for a permit, the Village Manager, or his or her designee, may, upon the recommendation of the Police Chief or his or her designee require a traffic mitigation plan from the applicant.

2) The permittee shall provide warning flags or signs, suitably lighted flashing lights, and watchmen in such number as deemed necessary by the Village, in accordance with the New York State Department of Transportation Manual on Uniform Traffic Control Devices.

3) Where the free flow of traffic is interfered with, the permittee shall designate competent persons to direct and expedite traffic by means of lights or flags.

4) Unless otherwise authorized by the Village, vehicular traffic shall be maintained at all times during the progress of the work being performed under the permit.

5) The aforementioned security and protective measures shall be performed in accordance with the New York State Department of Transportation Manual on Uniform Traffic Control Device.

The permittee shall keep the original copy of the permit and an approved copy of the plan at all times while such work is in progress at the location for which the permit was granted and show such permit or plan upon demand by the Village.

The Police Department and the Department of Public Works shall be provided a copy of the permit and all approved plans.

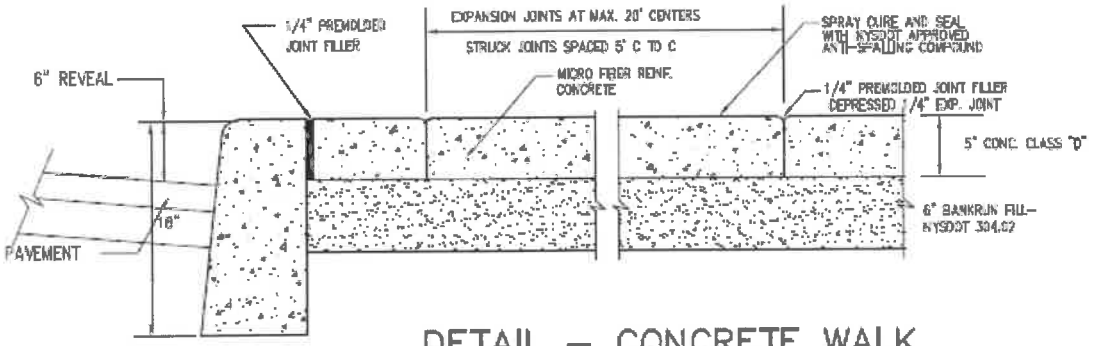

DETAIL – CONCRETE WALK
R.O.W. AND ON SITE

NOTE: PROVIDE 1/4" PREMOLDED JOINT FILLER AT BUILDING

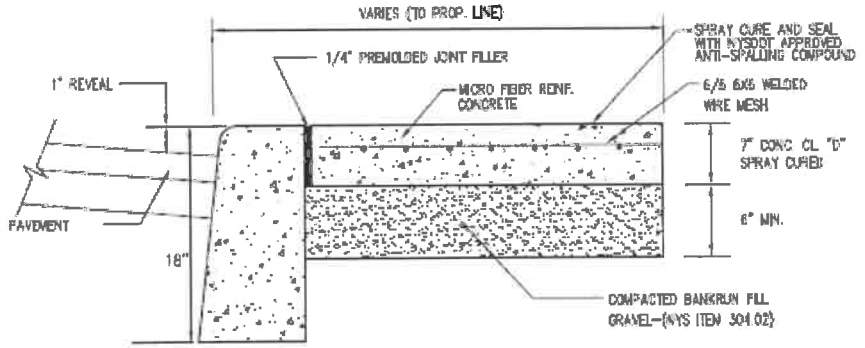

DETAIL – CONCRETE
DRIVEWAY APRON

SHORING: **In addition to the above, the contractor has to comply with OSHA standards for proper shoring of trenches greater than 4 feet in depth.**

Occupational Safety and Health Administration (OSHA)

OSHA Technical Manual (OTM)
OSHA Instruction TED 01-00-015 [TED 1-0.15A]
The OSHA Technical Manual (OTM) provides technical information about workplace hazards and controls to OSHA's Compliance Safety and Health Officers (CSHOs). This information supports OSHA's enforcement and outreach activities to assure safe and healthful working conditions for working men and women. The content is based on currently available research publications, OSHA standards, and consensus standards. The OTM is available to the public for use by other health and safety professionals, employers, and anyone involved in developing or implementing an effective workplace safety and health program.
The OTM is not a substitute for OSHA standards and is not used for establishing agency compliance policies. In the unlikely event of any inconsistencies between material in the manual and the requirements of the Occupational Safety and Health Act and the standards and regulations promulgated there under, the latter are controlling.

Excavations: Hazard Recognition in Trenching and Shoring

Table of Contents:
Introduction
Definitions
Overview: Soil Mechanics
Determination of Soil Type
Test Equipment and Methods for Evaluating Soil Type
Shoring Types
Shielding Types
Sloping and Benching
Spoil
Special Health and Safety Considerations
Bibliography
List of Appendices:
Appendix V:2-1. Site Assessment Questions

For problems with accessibility in using figures and illustrations in this document, please contact the Office of Science and Technology Assessment at (202) 693-2095.

I. Introduction

Excavating is recognized as one of the most hazardous construction operations. OSHA recently revised Subpart P, Excavations, of 29 CFR 1926.650, 29 CFR 1926.651, and 29 CFR 1926.652 to make the standard easier to understand, permit the use of performance criteria where possible, and provide construction employers with options when classifying soil and selecting employee protection methods.
This chapter is intended to assist OSHA Technical Manual users, safety and health consultants, OSHA field staff, and others in the recognition of trenching and shoring hazards and their prevention.

II. Definitions

A. Accepted Engineering Practices are procedures compatible with the standards of practice required of a registered professional engineer.
B. Adjacent Structures Stability refers to the stability of the foundation(s) of adjacent structures whose location may create surcharges, changes in soil conditions, or other disruptions that have the potential to extend into the failure zone of the excavation or trench.
C. Competent Person is an individual who is capable of identifying existing and predictable hazards or working conditions that are hazardous, unsanitary, or dangerous to employees, and who has authorization to take prompt corrective measures to eliminate or control these hazards and conditions.

D. Confined Space is a space that, by design and/or configuration, has limited openings for entry and exit, unfavorable natural ventilation, may contain or produce hazardous substances, and is not intended for continuous employee occupancy.
E. Excavation. An Excavation is any man-made cut, cavity, trench, or depression in an earth surface that is formed by earth removal. A Trench is a narrow excavation (in relation to its length) made below the surface of the ground. In general, the depth of a trench is greater than its width, and the width (measured at the bottom) is not greater than 15 ft (4.6 m). If a form or other structure installed or constructed in an excavation reduces the distance between the form and the side of the excavation to 15 ft (4.6 m) or less (measured at the bottom of the excavation), the excavation is also considered to be a trench.
F. Hazardous Atmosphere is an atmosphere that by reason of being explosive, flammable, poisonous, corrosive, oxidizing, irritating, oxygen-deficient, toxic, or otherwise harmful may cause death, illness, or injury to persons exposed to it.
G. Ingress and Egress mean "entry" and "exit," respectively. In trenching and excavation operations, they refer to the provision of safe means for employees to enter or exit an excavation or trench.
H. Protective System refers to a method of protecting employees from cave-ins, from material that could fall or roll from an excavation face or into an excavation, and from the collapse of adjacent structures. Protective systems include support systems, sloping and benching systems, shield systems, and other systems that provide the necessary protection.
I. Registered Professional Engineer is a person who is registered as a professional engineer in the state where the work is to be performed. However, a professional engineer who is registered in any state is deemed to be a "registered professional engineer" within the meaning of Subpart P when approving designs for "manufactured protective systems" or "tabulated data" to be used in interstate commerce.
J. Support System refers to structures such as underpinning, bracing, and shoring that provide support to an adjacent structure or underground installation or to the sides of an excavation or trench.
K. Subsurface Encumbrances include underground utilities, foundations, streams, water tables, transformer vaults, and geological anomalies.
L. Surcharge means an excessive vertical load or weight caused by spoil, overburden, vehicles, equipment, or activities that may affect trench stability.
M. Tabulated Data are tables and charts approved by a registered professional engineer and used to design and construct a protective system.
N. Underground Installations include, but are not limited to, utilities (sewer, telephone, fuel, electric, water, and other product lines), tunnels, shafts, vaults, foundations, and other underground fixtures or equipment that may be encountered during excavation or trenching work.
O. Unconfined Compressive Strength is the load per unit area at which soil will fail in compression. This measure can be determined by laboratory testing, or it can be estimated in the field using a pocket penetrometer, by thumb penetration tests, or by other methods.
P. Definitions That Are No Longer Applicable. For a variety of reasons, several terms commonly used in the past are no longer used in revised Subpart P. These include the following:
Angle of Repose. Conflicting and inconsistent definitions have led to confusion as to the meaning of this phrase. This term has been replaced by Maximum Allowable Slope.
Bank, Sheet Pile, and Walls. Previous definitions were unclear or were used inconsistently in the former standard.
Hard Compact Soil and Unstable Soil. The new soil classification system in revised Subpart P uses different terms for these soil types.
III. Overview: Soil Mechanics
A number of stresses and deformations can occur in an open cut or trench. For example, increases or decreases in moisture content can adversely affect the stability of a trench or excavation. The following diagrams show some of the more frequently identified causes of trench failure.

A. Tension Cracks. Tension cracks usually form at a horizontal distance of 0.5 to 0.75 times the depth of the trench, measured from the top of the vertical face of the trench. See the accompanying drawing for additional details.

Figure V:2-1. Tension Crack

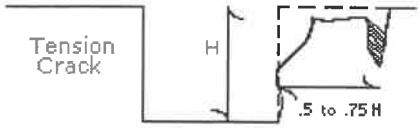

Figure V:2-1. Tension Crack

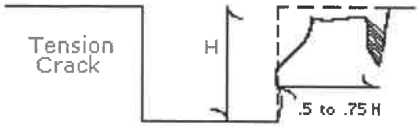

Text version of Figure V:2-1.

This figure illustrates how a tension cracks usually form at a horizontal distance of 0.5 to 0.75 times the depth of the trench, measured from the top of the vertical face of the trench.

Figure V:2-1. Ethanol Characteristics

Text version of Figure V:2-1.

This figure illustrates how a tension cracks usually form at a horizontal distance of 0.5 to 0.75 times the depth of the trench, measured from the top of the vertical face of the trench.

B. Sliding or sluffing may occur as a result of tension cracks, as illustrated below.

Figure V:2-2. Sliding

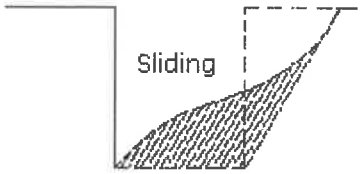

x

Figure V:2-2. Sliding

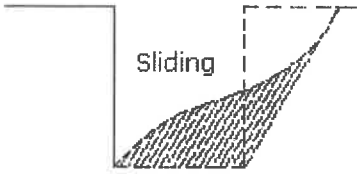

Text version of Figure V:2-2.

This figure illustrates how sliding or sluffing may occur as a result of tension cracks.

Figure V:2-2. Sliding

Text version of Figure V:2-2.

This figure illustrates how sliding or sluffing may occur as a result of tension cracks.

C. Toppling. In addition to sliding, tension cracks can cause toppling. Toppling occurs when the trench's vertical face shears along the tension crack line and topples into the excavation.

Figure V:2-3. Toppling

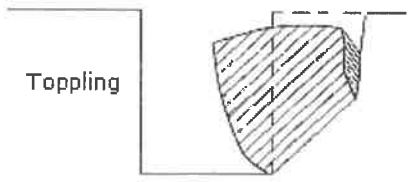

Figure V:2-3. Toppling

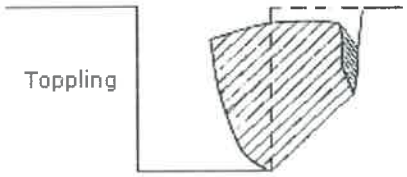

Text version of Figure V:2-3.
This figure illustrates how toppling occurs when the trench's vertical face shears along the tension crack line and topples into the excavation.
Figure V:2-3. Toppling
Text version of Figure V:2-3.
This figure illustrates how toppling occurs when the trench's vertical face shears along the tension crack line and topples into the excavation.

D. Subsidence and Bulging. An unsupported excavation can create an unbalanced stress in the soil, which, in turn, causes subsidence at the surface and bulging of the vertical face of the trench. If uncorrected, this condition can cause face failure and entrapment of workers in the trench.

Figure V:2-4. Subsidence and Bulging

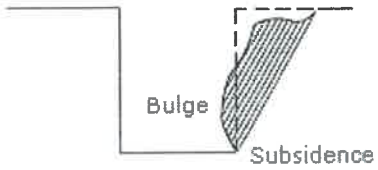

Figure V:2-4. Subsidence and Bulging

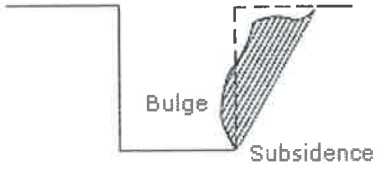

Text version of Figure V:2-4.
This figure illustrates how an unsupported excavation can create an unbalanced stress in the soil, which, in turn, causes subsidence at the surface and bulging of the vertical face of the trench.
Figure V:2-4. Subsidence and Bulging
Text version of Figure V:2-4.
This figure illustrates how an unsupported excavation can create an unbalanced stress in the soil, which,
IV. Determination of Soil Type

OSHA categorizes soil and rock deposits into four types, A through D, as follows:
A. Stable Rock is natural solid mineral matter that can be excavated with vertical sides and remain intact while exposed. It is usually identified by a rock name such as granite or sandstone. Determining whether a deposit is of this type may be difficult unless it is known whether cracks exist and whether or not the cracks run into or away from the excavation.
B. Type A Soils are cohesive soils with an unconfined compressive strength of 1.5 tons per square foot (tsf) (144 kPa) or greater. Examples of Type A cohesive soils are often: clay, silty clay, sandy clay, clay loam and, in some cases, silty clay loam and sandy clay loam. (No soil is Type A if it is fissured, is subject to vibration of any type, has previously been disturbed, is part of a sloped, layered system where the layers dip into the excavation on a slope of 4 horizontal to 1 vertical (4H:1V) or greater, or has seeping water.
C. Type B Soils are cohesive soils with an unconfined compressive strength greater than 0.5 tsf (48 kPa) but less than 1.5 tsf (144 kPa). Examples of other Type B soils are: angular gravel; silt; silt loam; previously disturbed soils unless otherwise classified as Type C; soils that meet the unconfined compressive strength or cementation requirements of Type A soils but are fissured or subject to vibration; dry unstable rock; and

layered systems sloping into the trench at a slope less than 4H:1V (only if the material would be classified as a Type B soil).

D. Type C Soils are cohesive soils with an unconfined compressive strength of 0.5 tsf (48 kPa) or less. Other Type C soils include granular soils such as gravel, sand and loamy sand, submerged soil, soil from which water is freely seeping, and submerged rock that is not stable. Also included in this classification is material in a sloped, layered system where the layers dip into the excavation or have a slope of four horizontal to one vertical (4H:1V) or greater.

E. Layered Geological Strata. Where soils are configured in layers, i.e., where a layered geologic structure exists, the soil must be classified on the basis of the soil classification of the weakest soil layer. Each layer may be classified individually if a more stable layer lies below a less stable layer, i.e., where a Type C soil rests on top of stable rock.

VI. Shoring Types

Shoring is the provision of a support system for trench faces used to prevent movement of soil, underground utilities, roadways, and foundations. Shoring or shielding is used when the location or depth of the cut makes sloping back to the maximum allowable slope impractical. Shoring systems consist of posts, wales, struts, and sheeting. There are two basic types of shoring, timber and aluminum hydraulic.

Figure V:2-7. Timber Shoring

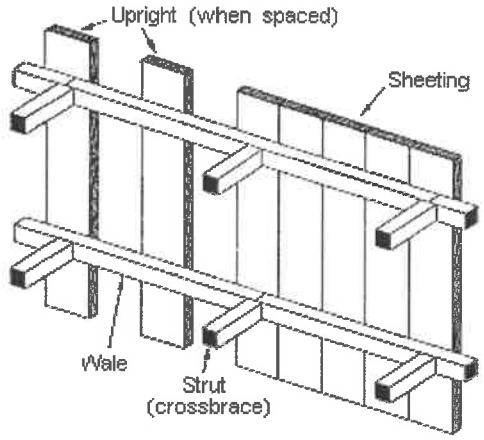

Figure V:2-7. Timber Shoring

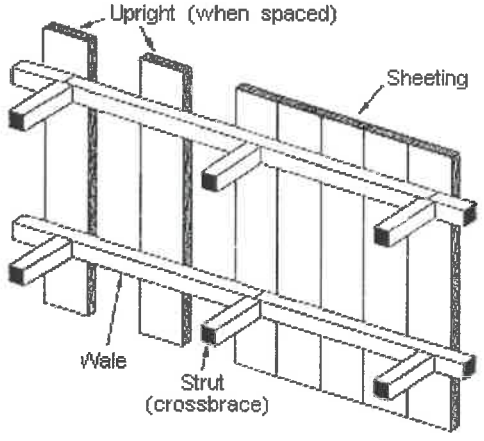

Text version of Figure V:2-7.

This figure illustrates an example of timber shoring, including various parts such as sheeting, crossbrace struts, uprights, and wales. The crossbrace struts connect to the wales, which provide support to the sheeting and uprights.

Figure V:2-7. Timber Shoring

Text version of Figure V:2-7.
This figure illustrates an example of timber shoring, including various parts such as sheeting, crossbrace struts, uprights, and wales. The crossbrace struts connect to the wales, which provide support to the sheeting and uprights.

A. Hydraulic Shoring

The trend today is toward the use of hydraulic shoring, a prefabricated strut and/or wale system manufactured of aluminum or steel. Hydraulic shoring provides a critical safety advantage over timber shoring because workers do not have to enter the trench to install or remove hydraulic shoring. Other advantages of most hydraulic systems are that they:
Are light enough to be installed by one worker;
Are gauge-regulated to ensure even distribution of pressure along the trench line;
Can have their trench faces "preloaded" to use the soil's natural cohesion to prevent movement; and
Can be adapted easily to various trench depths and widths.
All shoring should be installed from the top down and removed from the bottom up. Hydraulic shoring should be checked at least once per shift for leaking hoses and/or cylinders, broken connections, cracked nipples, bent bases, and any other damaged or defective parts.

Figure V:2-8. Shoring Variations: Typical Aluminum Hydraulic Shoring Installations

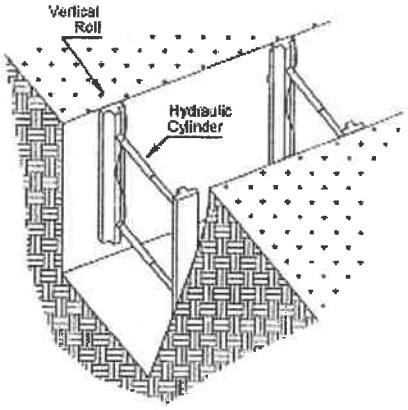

Vertical Aluminum Hydraulic Shoring
(Spot Bracing)

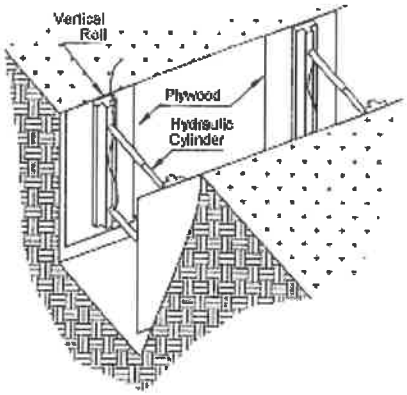

Vertical Aluminum Hydraulic Shoring
(With Plywood)

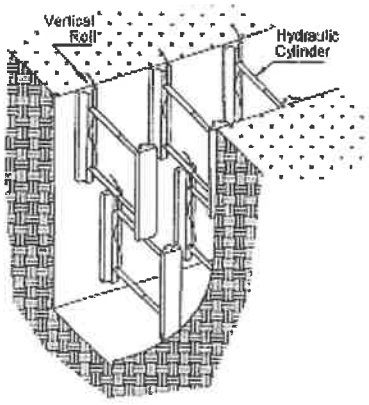

Vertical Aluminum Hydraulic Shoring
(Stacked)

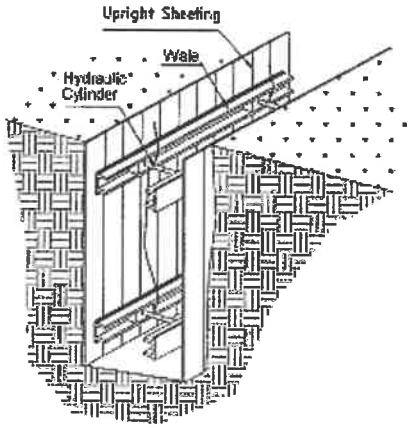

Aluminum Hydraulic Shoring Waler System
(Typical)

Figure V:2-8. Shoring Variations: Typical Aluminum Hydraulic Shoring Installations

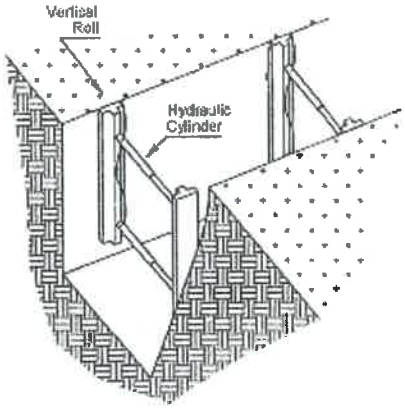

Vertical Aluminum Hydraulic Shoring (Spot Bracing)

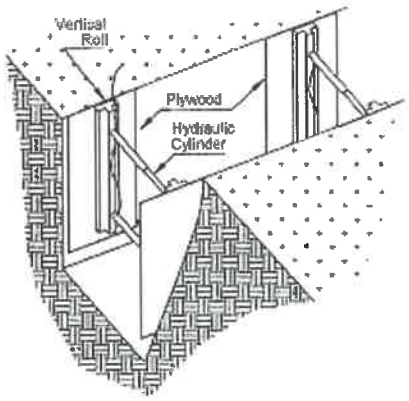

Vertical Aluminum Hydraulic Shoring (With Plywood)

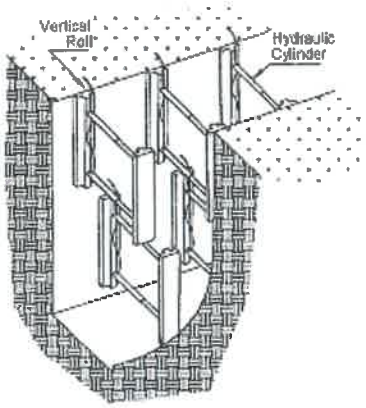

Vertical Aluminum Hydraulic Shoring (Stacked)

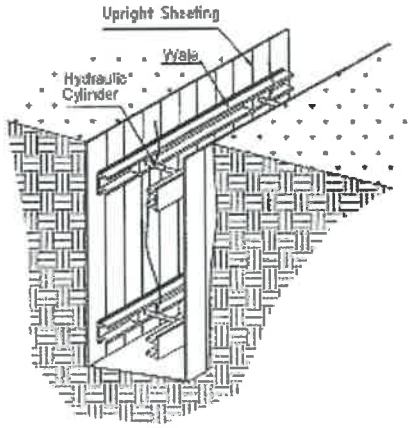

Aluminum Hydraulic Shoring Waler System (Typical)

Text version of Figure V:2-8.

This figure illustrates four vertical aluminum hydraulic shoring variations: Vertical Aluminum Hydraulic Shoring with Spot Bracing, Vertical Aluminum Hydraulic Shoring with Plywood, Vertical Aluminum Hydraulic Shoring (Stacked), and Aluminum Hydraulic Shoring Water System (Typical). The first variation uses a hydraulic cylinder to exert force against a vertical roll, which transfers the force the wale. The second variety adds plywood between the vertical roll and wale. The third variety stacks multiple arrangements of the first type vertically. The fourth variety uses a hydraulic cylinder exerting force on a horizontal wale that presses against upright sheeting.

Figure V:2-8. Shoring Variations: Typical Aluminum Hydraulic Shoring Installations

Text version of Figure V:2-8.

This figure illustrates four vertical aluminum hydraulic shoring variations: Vertical Aluminum Hydraulic Shoring with Spot Bracing, Vertical Aluminum Hydraulic Shoring with Plywood, Vertical Aluminum Hydraulic Shoring (Stacked), and Aluminum Hydraulic Shoring Water System (Typical). The first variation uses a hydraulic cylinder to exert force against a vertical roll, which transfers the force the wale. The second variety adds plywood between the vertical roll and wale. The third variety stacks multiple arrangements of the first type vertically. The fourth variety uses a hydraulic cylinder exerting force on a horizontal wale that presses against upright sheeting.

B. Pneumatic Shoring

works in a manner similar to hydraulic shoring. The primary difference is that pneumatic shoring uses air pressure in place of hydraulic pressure. A disadvantage to the use of pneumatic shoring is that an air compressor must be on site.

Screw Jacks. Screw jack systems differ from hydraulic and pneumatic systems in that the struts of a screw jack system must be adjusted manually. This creates a hazard because the worker is required to be in the trench in order to adjust the strut. In addition, uniform "preloading" cannot be achieved with screw jacks, and their weight creates handling difficulties.

Single-Cylinder Hydraulic Shores. Shores of this type are generally used in a water system, as an assist to timber shoring systems, and in shallow trenches where face stability is required.

Underpinning. This process involves stabilizing adjacent structures, foundations, and other intrusions that may have an impact on the excavation. As the term indicates, underpinning is a procedure in which the foundation is physically reinforced. Underpinning should be conducted only under the direction and with the approval of a registered professional engineer.

Figure V:2-9. Shoring Variations

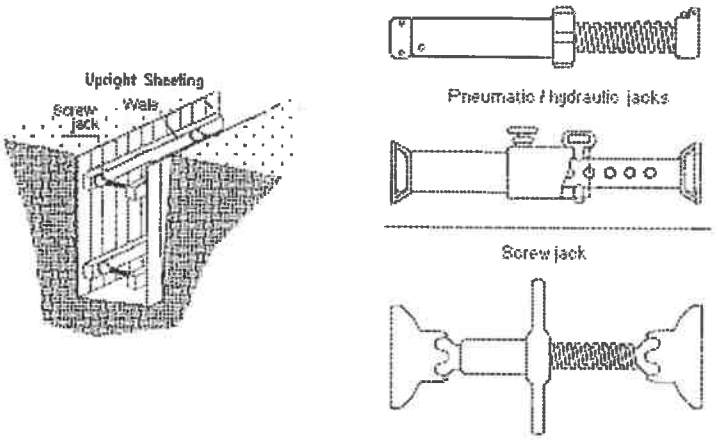

Figure V:2-9. Shoring Variations

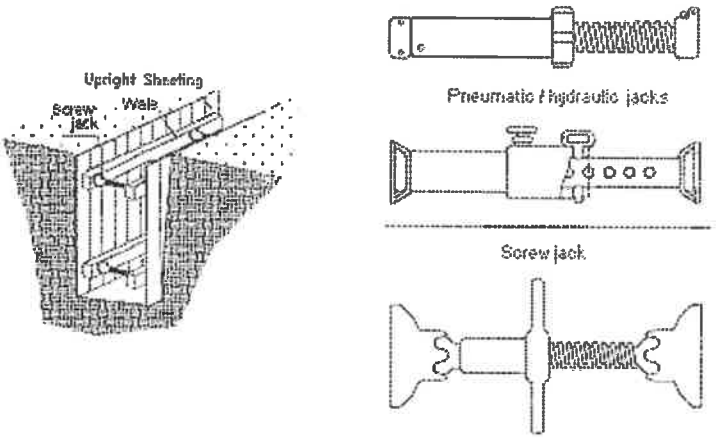

Text version of Figure V:2-9.

This figure has a diagram showing the various components of upright sheeting, along with pneumatic/hydraulic jacks and a screw jack. The various jacks press up against the wale, which in turn keep the shoring in position.

Figure V:2-9. Shoring Variations
Text version of Figure V:2-9.
This figure has a diagram showing the various components of upright sheeting, along with pneumatic/hydraulic jacks and a screw jack. The various jacks press up against the wale, which in turn keep the shoring in position.

VII. Shielding Types

A. Trench Boxes are different from shoring because, instead of shoring up or otherwise supporting the trench face, they are intended primarily to protect workers from cave-ins and similar incidents. The excavated area between the outside of the trench box and the face of the trench should be as small as possible. The space between the trench boxes and the excavation side are backfilled to prevent

lateral movement of the box. Shields may not be subjected to loads exceeding those which the system was designed to withstand.

Figure V:2-10. Trench Shield

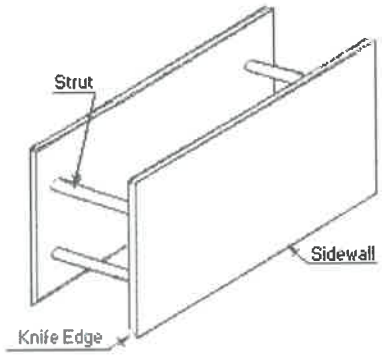

Figure V:2-11. Trench Shield, Stacked

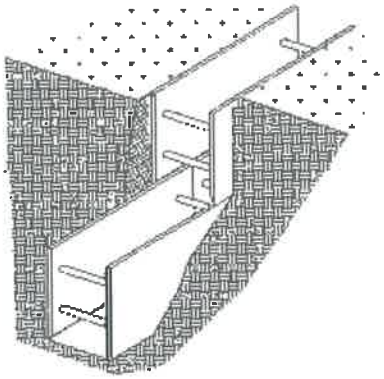

Figure V:2-10. Trench Shield

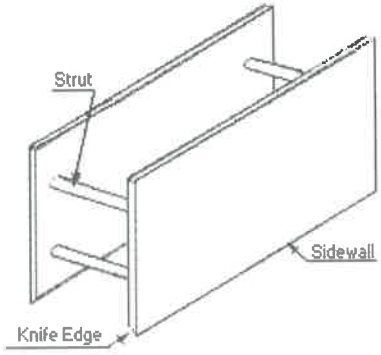

Text version of Figure V:2-10.
This figure illustrates a trench shield, consisting of a knife edge, sidewall, and struts. The knife edge is at the bottom edge of the sides of the trench shield, and struts are going between both sides of the shield, providing support.
Figure V:2-10. Trench Shield
Text version of Figure V:2-10.

This figure illustrates a trench shield, consisting of a knife edge, sidewall, and struts. The knife edge is at the bottom edge of the sides of the trench shield, and struts are going between both sides of the shield, providing support.

Figure V:2-11. Trench Shield, Stacked

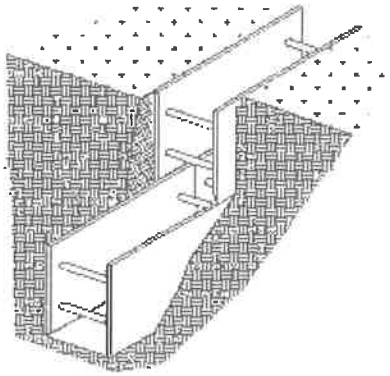

Text version of Figure V:2-11.

This figure illustrates two trench shields, stacked upon each other.

Figure V:2-11. Trench Shield, Stacked

Text version of Figure V:2-11.

This figure illustrates two trench shields, stacked upon each other.

B. Combined Use. Trench boxes are generally used in open areas, but they also may be used in combination with sloping and benching. The box should extend at least 18 in (0.45 m) above the surrounding area if there is sloping toward excavation. This can be accomplished by providing a benched area adjacent to the box.

Earth excavation to a depth of 2 ft (0.61 m) below the shield is permitted, but only if the shield is designed to resist the forces calculated for the full depth of the trench and there are no indications while the trench is open of possible loss of soil from behind or below the bottom of the support system. Conditions of this type require observation on the effects of bulging, heaving, and boiling as well as surcharging, vibration, adjacent structures, etc., on excavating below the bottom of a shield. Careful visual inspection of the conditions mentioned above is the primary and most prudent approach to hazard identification and control.

X. Special Health and Safety Considerations

A. Competent Person

The designated competent person should have and be able to demonstrate the following:

- Training, experience, and knowledge of:
- soil analysis;
- use of protective systems; and
- requirements of 29 CFR Part 1926 Subpart P

Ability to detect:

- conditions that could result in cave-ins;
- failures in protective systems;
- hazardous atmospheres; and
- other hazards including those associated with confined spaces.
- Authority to take prompt corrective measures to eliminate existing and predictable hazards and to stop work when required.

B. Surface Crossing of Trenches

Surface crossing of trenches should be discouraged; however, if trenches must be crossed, such crossings are permitted only under the following conditions:

Vehicle crossings must be designed by and installed under the supervision of a registered professional engineer.
Walkways or bridges must be provided for foot traffic. These structures shall:

- have a safety factor of 4;
- have a minimum clear width of 20 in (0.51 m);
- be fitted with standard rails; and
- extend a minimum of 24 in (.61 m) past the surface edge of the trench.

C. Ingress and Egress
Access to and exit from the trench require the following conditions:

- Trenches 4 ft or more in depth should be provided with a fixed means of egress.
- Spacing between ladders or other means of egress must be such that a worker will not have to travel more than 25 ft laterally to the nearest means of egress.
- Ladders must be secured and extend a minimum of 36 in (0.9 m) above the landing.
- Metal ladders should be used with caution, particularly when electric utilities are present.

D. Exposure to Vehicles
Procedures to protect employees from being injured or killed by vehicle traffic include:
Providing employees with and requiring them to wear warning vests or other suitable garments marked with or made of reflectorized or high-visibility materials.
Requiring a designated, trained flag person along with signs, signals, and barricades when necessary.
E. Exposure to Falling Loads
Employees must be protected from loads or objects falling from lifting or digging equipment. Procedures designed to ensure their protection include:

- Employees are not permitted to work under raised loads.
- Employees are required to stand away from equipment that is being loaded or unloaded.
- Equipment operators or truck drivers may stay in their equipment during loading and unloading if the equipment is properly equipped with a cab shield or adequate canopy.

F. Warning Systems for Mobile Equipment
The following steps should be taken to prevent vehicles from accidentally falling into the trench:

- Barricades must be installed where necessary.
- Hand or mechanical signals must be used as required.
- Stop logs must be installed if there is a danger of vehicles falling into the trench.
- Soil should be graded away from the excavation; this will assist in vehicle control and channeling of run-off water.

OFFICE OF THE VILLAGE ENGINEER
VILLAGE OF PORT CHESTER
222 Grace Church Streets – 1st Floor (Bldg. Department)
Port Chester, New York 10573
Phone (914) 881-4553
vmasucci@portchesterny.com

Chapter 283, Streets and Sidewalks [Amended 12-21-1998; 5-28-2003; 11-2-2009 by L.L. No. 13-2009; 4-16-2013; 12-16-2013; 8-7-2017 by L.L. No. 7-2017]	**Code Reference**	Fee and hours thereafter
Street Opening Permit **[NOTE: If a community work plan is not on file with the Engineer, then a penalty of two times shall be added to the base permit fee.]**	§283-3	
Standard		$750
Major		$750, plus $1 per each additional square foot
Emergency		$1,500, plus $2 per each additional square foot
Renewal/extension		$500
Blanket Bond	§283-7	$15,000
Sewer Connection Fee	§269-5	One/Two Family: $250 Others: $750/line

Inspection Fees	§238-8	
Standard		Included within permit fee, except for re-inspections
Major		$750, plus $1 per each additional square foot
Emergency		$1,500, plus $2 per each additional square foot
Progress inspection, each		$500
Re-inspection		$100 for first and $250 for each additional, or actual cost, whichever is greater.
Moving of building permits	§283-14	$100
Building Drain Construction Permit	§283-17	$75

Chapter 283, Streets and Sidewalks [Amended 12-21-1998; 5-28-2003; 11-2-2009 by L.L. No. 13-2009; 4-16-2013; 12-16-2013; 8-7-2017 by L.L. No. 7-2017]	**Code Reference**	hour thereafter
Sidewalk Construction	§283-28B	
First 25 Square Feet		$20
Each Additional 25 Square feet		$5
Curb Cut		$65
Sidewalk Excavation Permit	§283-28C	$100
Sidewalk Repair Permit	§283-30B	$5 /SF plus deposit of $2.10/SF.

OFFICE OF THE VILLAGE ENGINEER
VILLAGE OF PORT CHESTER
222 Grace Church Streets – 1st Floor (Bldg. Department)
Port Chester, New York 10573
Phone (914) 881-4553
vmasucci@portchesterny.com

INSTRUCTION SHEET

APPLICATIONS ARE TO BE FILED WITH THE VILLAGE ENGINEER AT THE ADDRESS LISTED ABOVE. SEPARATE CHECKS ARE REQUIRED FOR THE FEE AND DEPOSIT (UNLESS A SURETY BOND IS PROVIDED)

1. STREET OPENING PERMIT: NOTE: NO PERMIT WILL BE ISSUED UNLESS CODE 53 # IS PROVIDED

Street opening application to be approved by the Village Engineer or Superintendent of Public Works. Certificate of Liability Insurance required $100,000/300,000 and must name the Village of Port Chester as additional insured. If a contractor is performing the work for the property owner, it will be his responsibility to obtain the permit.

Applicant must obtain a Code 53 No. by calling 1-800-962-7962.

There are both a fee and a deposit required, both of which are figured by the size of the opening (square footage).

FEE: See attached Fee Chart. THE FEE IS NOT REFUNDABLE.

DEPOSIT: The deposit is $1.70 per square foot or the applicant can provide the Village with a $5,000 Surety Bond. THE DEPOSIT IS REFUNDABLE upon permanent restoration of the roadway and inspection by the Village Engineer or Superintendent of Public Works.

2. SIDEWALK OPENING PERMIT: NOTE: NO PERMIT WILL BE ISSUED UNLESS CODE 53 # IS PROVIDED

Sidewalk opening, Application to be approved by the Village Engineer or Superintendent of Public Works. Insurance requirements, Applicant must obtain a Code 53 No. by calling 1-800-962-7962.

There is both a fee and deposit required both of which are figured by the size of the opening (square footage).

FEES: The application fee is $20.00 for the first 25 square feet plus $5.00 for each additional square feet. THE FEE IS NOT REFUNDABLE.

DEPOSITS: The deposit is $2.10 per square foot or the applicant can provide the Village with a Surety Bond. THE DEPOSIT IS REFUNDABLE upon completion of the work and inspection by the Village Engineer or Superintendent of Public Works.

3. CURB CUT PERMIT:

Applicant must provide a drawing of the plot plan showing the boundaries, where the house is on the lot, where the curb cut will be and purpose for the curb cut. Application must be reviewed and approved by the Village Engineer/ Superintendent of Public Works, and Traffic Sgt. before permit can be issued.

FEE: The fee is $65.00, which is NOT REFUNDABLE. A deposit is NOT required for Curb Cuts.

4. PARKING SPACE OBSTRUCTION PERMIT FOR METERED SPACES ISSUED THROUGH VILLAGE CLERK'S OFFICE

Chapter 283. STREETS AND SIDEWALKS Part 1. Streets

Article I. Excavating in Streets

[Amended 8-7-1972; 1-6-1975; 4-5-1982 by L.L. No. 17-1982; 11-3-1997 by L.L. No. 17-1997; 11-2-2009 by L.L. No. 13-2009]

§ 283-1. Definitions.

The following words, when used in this article, shall have the meaning as scribed to them in this article:

APPLICANT: Any person who makes application for a permit.

EMERGENCY: Any unforeseen circumstance, occurrence or other condition calling for the immediate opening of a street to prevent imminent loss or injury to property.

ENGINEER: The consulting engineer of the Village of Port Chester or engineer employed by the Village.

PERMITTEE: Any person who has been issued a permit and has agreed to fulfill all the terms of this article.

PERSON: Includes any natural person, partnership, firm, corporation, company, association or joint-stock company.

STREET: Includes a public street, public easement, public right-of-way, public highway, public alley, public way, public sidewalk or public road accepted and maintained by the Village of Port Chester.

SUPERINTENDENT OF PUBLIC WORKS: The Superintendent of Public Works of the Village of Port Chester.

§ 283-2. Permit required.

A. Unless otherwise excepted, no person shall open or cause to be opened, by cutting or excavating, the surface or soil of any street for any purpose, including but not limited to construction, reconstruction or maintenance of cable television, gas services, fiber optic, electric services, Telephone services, installation of water mains, storm drains, sewers and appurtenances, without first obtaining a permit under the provisions of this article.

B. Underground vaults shall be considered an appurtenance requiring a permit. Signposts with gauging stations for gas mains are also appurtenances requiring a permit before installation.

§ 283-3. Application requirements.

It shall be the duty and responsibility of an applicant to:

A. Application. Make a written application for a street opening permit with the Village Manager or his or her designee. No work shall commence until the Village Manager or his or her designee has approved the application and plan as complete and in compliance with all permit requirements, together with payment of all fees required in the schedule of fees contained in Chapter 175.

B. Plan. Furnish, in triplicate, a plan showing the work to be performed under such permit. Such plan shall include plans for erosion and sediment control, manner of street opening, excavation and backfill, restoration and maintenance and control of traffic. All applications must demonstrate compliance with the notification provisions of 16 NYCRR Part 753 regarding protection of underground facilities. If said application is approved by the Village Manager or his or her designee upon review and recommendation, one copy of such plan shall be returned to the applicant.

C. Insurance:

(1) No permit for a street opening shall be issued until the applicant shall have first placed on file with the Village Manager or designee, without cost to the Village, satisfactory evidence of general liability insurance in the amounts set forth herein and satisfactory evidence that the insurance has been approved as to form, correctness and adequacy by the Village Attorney to insure the Village against any loss, injury or damage due to the negligence or wrongful act of the applicant, his or her agents, servants or employees in connection with the opening of the street or any work related thereto.

(2) Such insurance must remain in force throughout the effective period of the permit, as well as any authorized extensions thereof, and shall carry an endorsement to the effect that the insurance company will give at least 10 days' written notice to the Village of any modification or cancellation of any such insurance.

(3) Each application for a permit shall be accompanied by a certificate of insurance, in form approved by the Village Attorney, and issued by an insurance company rated A.M. Best A- or better, duly authorized to do business in the State of New York, evidencing that the applicant has provided general liability insurance of not less than $2,000,000 per person/aggregate and $5,000,000 excess coverage to save and hold harmless the Village from all claims, actions and proceedings brought by any person for injury to person or property resulting from or occasioned by any negligent or wrongful act or omission of the permittee or anyone acting on his or her behalf. The Village shall be included as an additional insured on the policy. A certificate evidencing statutory workers' compensation and employer's liability shall also be provided.

D. Amount of work. No person to whom a permit has been granted shall perform any of the work Authorized by such permit in any amount or quantity greater than that specified in the permit. However, upon the approval of the Village Manager or designee, additional work may be done under the provisions of the permit in an amount that does not exceed 10% of the amount specified in the permit. Any deposit posted in connection with the original permit shall be deemed to cover the additional work that may be approved.

§ 283-4. Commencement and completion time; renewals and extensions; permits nontransferable.

A. The work for which a permit has been issued shall commence within 30 days after the issuance of the permit. A permit may be renewed for a period of 15 days from the original expiration date without payment of additional permit fees. If not so commenced by the expiration of the renewal expiration date, the permit may be renewed only upon the payment of an additional permit fee as originally required.

B. Every permit issued under this article shall expire at the end of the period of time set out in the permit. If the permittee shall be unable to complete the work within the specified time, he or she shall, prior to the expiration of the permit, present, in writing, to the Village Manager or designee a request for an extension of time, setting forth the reasons for the requested extension. If such an extension is necessary and not contrary to the public interest, the permittee may be granted additional time to complete the work.

C. Permits are not transferable and may not be assigned. The work shall not be made in any place other than the location specifically designated in the permit.

§ 283-5. Revocation of permit.

A. A permit may be revoked by the Village Manager or designee after notice to the permittee for:

(1) Violation of any condition of the permit or of any provision of this article;

(2) Violation of any provision of any other applicable provision of law, rule or regulation relating to the work;

(3) Existence of any condition or the performance of any act or omission creating a public nuisance or endangering persons or the property of others.

B. Written notice of any such violation or condition shall be served upon the permittee or agent engaged in the work. The notice shall contain a brief statement of the grounds relied upon for the proposed revocation of the permit and an opportunity to be heard with respect thereto. Notice may be given either by personal delivery or by regular and certified or registered United States mail addressed to the applicant at the address given in the application for a permit.

C. When any permit has been revoked and the work authorized by the permit has not been completed, the Village may do such work as may be necessary to restore the street or part thereof to ensure that it is in as good a condition as it was before the opening was made. All expenses incurred by the Village may be recovered from the deposit the permittee has filed.

§ 283-6. Deposit.

A. An applicant shall, at the time of application, make a deposit to cover the cost of restoration of the street. Such deposit may be in the form of a certified, treasurer's or cashier's check or in lawful money of the United States.

B. The amount of deposit shall be computed by the applicant in accordance with good engineering practice and prevailing costs in Westchester County and contain an itemized estimate of costs which would be incurred in replacing pavements and other areas that are the subject of the opening. The amount of such estimate shall deem the deposit. An additional deposit may be required if deemed necessary by the Engineer.

C. The amount of deposit shall be retained by the Village during the term of the permit and for the duration of the period of maintenance as defined in the following section.

D. Upon the failure or default by the permittee to restore the street to the satisfaction of the Engineer, upon five days' written notice, or in the case of an emergency, upon notice that is practicable, the Village may perform the restoration work and utilize the deposit. In the event that the costs of such restoration are greater than the deposit, the permittee shall be liable to the Village for the overage.

E. The period of maintenance for all work performed under a permit shall be six months from the date the opening was closed as certified by the Engineer. However, in the event that the termination of the six-month period shall fall within the months of December, January, February, March or April, then the commencement of the period of maintenance shall be deemed extended until the first day of June next thereafter.

F. The permittee shall be responsible for the entire work subject to the permit and shall keep every portion of such work in good order and repair during the period of maintenance.

G. The deposit, or any balance therefrom, shall be promptly returned to the permittee after the period of maintenance has expired and the Engineer has certified the final restoration as having been made in accordance with the specifications hereafter.

§ 283-7. Blanket bond; hold harmless agreement.

In lieu of a deposit for each individual street opening, a public service corporation or regulated utility may file with the Village and maintain a blanket bond in the amount set forth in Chapter 175, to guarantee the restoration of the street. In addition to the insurance requirements, a public service corporation or regulated utility shall file with the Village an agreement to indemnify and save the Village harmless, approved as to form by the Village Attorney.

§ 283-8. Specifications.

A. The street opening and the final restoration shall be performed in accordance with rules and regulations promulgated and approved by the Engineer, but shall include the following as minimum requirements:

(1) All excavations shall be backfilled with controlled density backfill material (K-Krete).

(2) If a new patch is to be made where there is an existing patch, the entire area shall be removed and replaced.

(3) Restoration of pavement shall be curb to curb and shall extend two feet on either side of the trench.

(4) The new patch shall have the same contour as the adjacent road surface.

(5) If the street pavement is asphalt, the replacement shall be asphalt. The existing pavement shall be saw-cut to its base or binder course and shall be 12 inches wider than the trench. A binder course of 4 1/2 inches and a top course of 1 1/2 inches shall be required. The seam between the new and existing pavement shall be sealed with hot asphaltic cement.

(6) If the street pavement is concrete, the replacement shall be concrete. The existing pavement shall be saw cut to its base, drilled and doweled to a minimum depth of 12 inches with the dowels two feet on center. The seam shall be sealed with hot asphaltic cement.

(7) If there are multiple patches and the area of disturbance exceeds 20% of the length of a street block multiplied by one foot, then the entire road in the block shall be resurfaced.

B. Unless it is an emergency, no work shall be done on weekends or a legal holiday.

C. All work shall be done in a good and workman-like manner, and will be inspected by the Engineer, as follows:

(1) Standard inspection: Covering inspection at excavation; at compaction of base; prior to and during backfill of utility lines and road restoration.

(2) Resident inspection: Covering installations, repairs or new connections to Village sanitary sewer or storm drains.

D. Security; traffic mitigation plan

(1) The permittee shall erect and maintain suitable barricades and fences around all of the work until it is completed, as well as arrange for the work to be done in such a manner so as to cause a minimum of inconvenience and delay to vehicular and pedestrian traffic. As a condition of approval of an application for a permit, the Village Manager, or his or her designee, may, upon the recommendation of the Police Chief or his or her designee require a traffic mitigation plan from the applicant.

(2) The permittee shall provide warning flags or signs, suitably lighted flashing lights, and watchmen in such number as deemed necessary by the Village, in accordance with the New York State Department of Transportation Manual on Uniform Traffic Control Devices.

(3) Where the free flow of traffic is interfered with, the permittee shall designate competent persons to direct and expedite traffic by means of lights or flags.

(4) Unless otherwise authorized by the Village, vehicular traffic shall be maintained at all times during the progress of the work being performed under the permit.

(5) The aforementioned security and protective measures shall be performed in accordance with the New York State Department of Transportation Manual on Uniform Traffic Control Devices.

E. The permittee shall keep the original copy of the permit and an approved copy of the plan at all times while such work is in progress at the location for which the permit was granted and show such permit or plan upon demand by the Village.

F. The Police Department and the Department of Public Works shall be provided a copy of the permit and all approved plans.

§ 283-9. Emergencies.

A. In the event of an emergency, application may be made to the Village Manager or his or her designee for an emergency permit in person or by telephone or fax, and authority shall be granted to proceed with the necessary work.

B. If such emergency should develop outside the regular business hours of the Village Manager or his or her designee, notification of such emergency shall be made to the Police Department in person or by telephone before proceeding with the street opening.

C. It shall be the duty of every person who undertakes to open a street under the provisions of this section to place warning signs, lights and barriers to protect the public and otherwise provide adequate security and protection to protect the public as hereinbefore required.

D. Within 24 hours of the onset of the emergency or the next following business day of the Village Manager or his or her designee, such person shall make application in the course of this article, or be held in violation of this article.

§ 283-10. Penalties for offenses.

A violation of the provisions of this article shall be punishable by a fine of not more than $500 per day or by imprisonment for not more than 15 days, or both. Each day's violation shall constitute a separate and distinct offense.

§ 283-11. (Reserved)

Part 3. Enforcement

Article VII. Penalties

§ 283-35. Penalties for offenses.

[Amended 2-22-2011 by L.L. No. 3-2011]
Unless another penalty is otherwise provided, a violation of the provisions of this chapter shall be punishable by a fine not to exceed $100 per day for the first violation and fine not to exceed $250 per day for the second and any subsequent violation. Each day's violation shall constitute a separate and distinct offense.

ITEM 20SW - CONCRETE SIDEWALKS

20SW.1. WORK INCLUDED:

A. Under this item the Contractor shall build new concrete sidewalks within set limits by the Engineer. The concrete sidewalks shall be constructed in accordance with these specifications and the contract drawings and as directed by the Engineer. This item shall also include the removal and disposal of existing sidewalks within the set limits as shown on the contract drawings

20SW.2. MATERIALS:

A. The Contractor shall provide a 4,000 lb. concrete with a minimum cement ratio of six (6) bags per cubic yard, with a minimum and maximum slump of 1 1/2" and 3" respectively. The cement shall conform to the "Specifications for Portland Cement, A.S.T.M, and C-150-Type II." The concrete shall have an air content of not less than three (3%) percent, nor more than six (6%) percent, accomplished by including an air-entraining admixture conforming to N.Y.S.D.O.T standard specifications for Class "A" concrete. The concrete sidewalk shall be five (5") inches in thickness and poured in one operation with one quarter inch pre-molded joint filler, transverse expansion joints to the full depth of the concrete spaced twelve (12) to sixteen (16) feet apart, and the edges of such joints finished with an edging tool of one quarter inch radius. In driveway areas, the sidewalk shall be seven (7) inches thick The top surface shall be finished as directed by the Engineer, and shall be scored at intervals of four (4) feet so that the finished walk will be marked in squares both longitudinally and transversely.

B. Synthetic Fibers specifically engineered and manufactured for use as secondary concrete reinforcement shall be used. Fiber shall be manufactured by one of the following, or an approved equal:

1. Grace Fibers, as manufactured by W.R. Grace & Company, construction Products, 60 Whittemore Ave., Cambridge, MA 02140-1692, (800) 852-6055, www.graceconstrucUon.com.
2. In Force e3, as manufactured by Fiber mesh Company, division of Synthetic Industries, Inc., 4019 Industry Dr., Chattanooga, TN 37416, (615) 892-7243, www.fibermesh.com.
3. Econo Net, as manufactured by Forta Corporation, 100 Forta Dr., Grove City PA 16127, (800) 245-0306, www.fortacorp.com.

The reinforcement shall be added at a dosage rate of 1.5 lbs. per cubic yard, and shall be added to the concrete mixing system during or after the batching of the other ingredients and mixed at the time and speed recommended by the mixer manufacturer. Fibers shall be uniformly dispersed in the concrete, and concrete shall be free of fiber balls or lumps when discharged at the site.

C Pre-molded bituminous joints shall be placed between all construction joints, and between joints at curbs, buildings, brick pavers and trees as directed.

D. Sub-Base

1. The subbase course material used shall be bank run gravel (NYSDOT 304.02).

20SW.3. INSTALLATION:

A. Excavation and disposal of existing ground to the sub-base surface and/or as indicated on the plans. Care is to be taken not to damage adjacent sidewalk and other appurtenances. Any damage caused by the Contractor's operations will be repaired by the Contractor at no expense to the Owner and as approved by the Engineer. In the areas to receive new concrete pavement the Contractor shall completely remove all existing pavement and shall excavate to the depths required to meet existing finish line and grade. Materials removed shall become the property of the contractor and shall be disposed of legally, off-site. Contractor shall saw cut in straight, clean lines where new concrete pavement abuts existing sidewalk pavement, and in any other location as required to complete the work. The cost of such saw cutting shall be included in the unit price for new concrete sidewalks. Address

B. Subgrade

1. The Contractor shall saw cut the existing pavement and excavate the sidewalk to the proposed subgrade. If such sub-grade is of unsuitable materials, all such materials, shall be removed and replaced with select materials, as called for by the Engineer, tamped, and brought up to the proper grade.

C. Sub-Base

1. The sub-base course shall be placed and compacted in accordance with §304-3.01 through §304-3.05 of the New York Department of Transportation's Standard Specifications and/or as detailed in the plans.

2. The concrete sidewalk shall be placed on a well prepared sub-base, with a minimum depth of six (6) inches. The sub-base shall be compacted and of the typo and depth indicated on the detail drawings.

D. Finishing

1. Concrete shall be placed in a continuous pour. No more than one and one half (1 1/2) hours shall separate each continuous pour, unless an expansion joint is used.
2. Two standard test cylinders are to be made with each truck load, if directed by the Engineer, and cured under conditions equal to the sidewalk. The Contractor is responsible for preparing the cylinders in accordance with A.C.I. standards, storing and protecting the cylinders onsite, delivery to and testing at a testing facility approved by the Engineer. The Contractor shall bear all costs and related expenses for testing. One cylinder from each pour shall be tested at 28 days. If the test results are satisfactory, the second test cylinder shall be discarded by the Contractor. If the results of the first test cylinder are not satisfactory, the second test cylinder shall be tested immediately. The

Contractor shall bear all related costs. A copy of ail test result must be submitted to the Engineer.

3. The surface shall be a "strikeoff" surface using a "sawing" motion.

4. Bull Float shall be done as soon as possible after strike-off with an overlapping pattern.

5. The Contractor shall make the initial run with jointer and edger.

6. No further work shall be done on the concrete until all the water sheen has disappeared.

7. Rerun joints and finish edges.

8. Broom lightly for a textured surface. Broom shall be cleaned after each application. Failure to keep broom free of concrete may require the Engineer to order that a new broom be used to acquire the desired texture.

9. Textured surfaces of handicapped ramps shall meet all requirements of ANSI Code 4.7:7, Al 17.1.

E. Curing and Anti-Spalling Compound

1. At the initial set of the concrete, or as directed by the Engineer, all exposed concrete shall be cured and protected in accordance with N.Y.S.D.O.T. Item 502-3.10, Method A.

F. Sidewalk shall meet latest ADA Accessibility Guidelines for Buildings and Facilities as outlined in the Federal Register's Rules and Regulations.

G. Testing: As directed by the engineer, the Contractor shall be required to pour one (1) test cylinder per placement regardless of size and thereafter at a rate of one per 200 cubic yards for the duration of that placement. This rate shall be increased by the Engineer whenever indication of non-acceptable concrete is noticed. The concrete crush and slump test shall be performed at a laboratory approved by the Engineer.

20SW.4. MEASUREMENT:

A. The quantity of sidewalk to be paid for shall be actual square yards of sidewalk placed. Sidewalk that has been damaged due to the actions of the Contractor shall not be paid for. Only sidewalk that is ordered placed by the Engineer shall be paid for. Driveway sidewalk shall be measured in this item.

20SW.5. PAYMENT:

A. Payment shall be at the unit price bid for this item and shall include all labor, materials, excavation of and removal of existing sidewalk, furnish and install the subbase, furnishing, installing and finishing of the concrete along with protection during curing. Payment under this item shall be for all concrete sidewalks, including driveways.

TYPICAL DETAILS FOR SIDEWALKS – DRIVEWAYS - CURBS - RAMPS

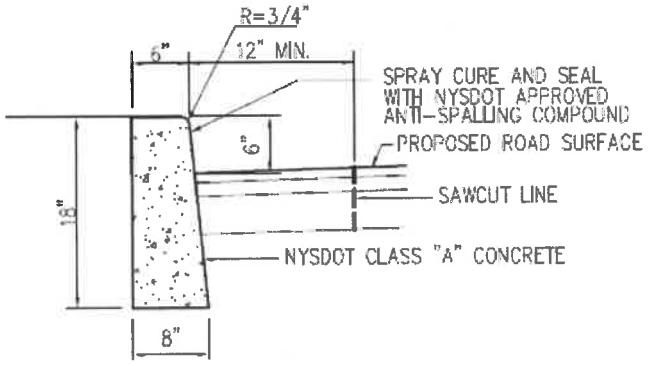

3500 PSI

NOTE:
EXPANSION JOINTS TO BE INSTALLED EVERY 20 FEET.

CONCRETE CURB

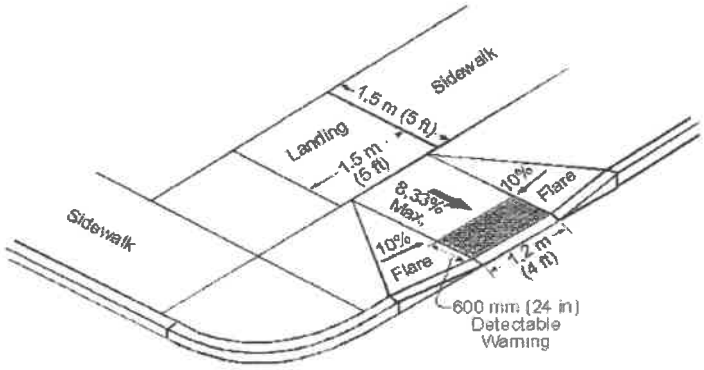

HANDICAP ADA RAMP WITH FLARES AT CURB

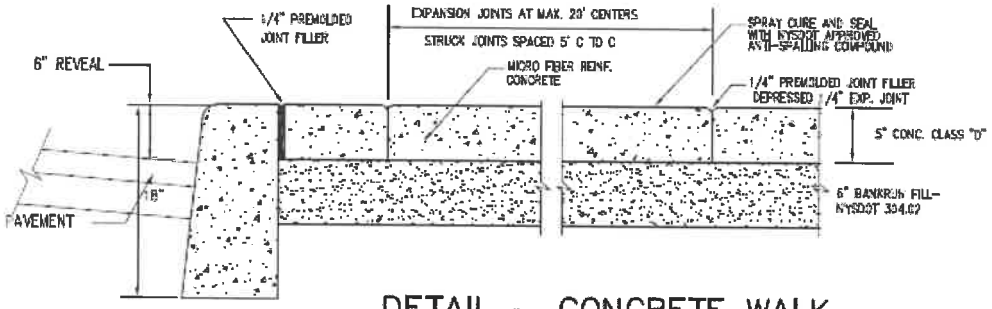

DETAIL – CONCRETE WALK
R.O.W. AND ON SITE

NOTE: PROVIDE 1/4" PREMOLDED JOINT FILLER AT BUILDING

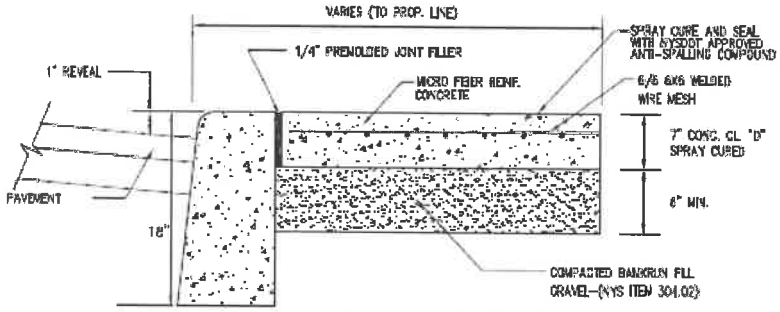

DETAIL – CONCRETE
DRIVEWAY APRON

Guidelines for Steel Plate Usage: Steel plates must be fixed in place to avoid movement. If they are not firmly in contact with the pavement, they can rock and displace, exposing the hazard to which they were protecting motorists and pedestrians. In addition to being firmly in contact with the pavement, they should be either pinned, recessed into the pavement, or secured with asphalt wedges around the perimeter. Pinning into the pavement involves driving pins into the pavements along the edges of the steel plates to prevent movement. Recessing involves cutting out the area where the steel plate will be placed. If a 1 inch steel plate is used, the cutout will be 1 inch deep. This results in the steel plate being flush with the pavement. In addition, when multiple steel plates are used and butt up to each other, they should be welded together at the longitudinal seams.

- Select the correct size.
- Ensure adequate overlap. Normally, steel plates must extend at least one foot beyond the pavement opening onto firm ground.
- Edges must be properly secured and feathered with asphalt.
- Welding is used when more than one steel plate is used and they butt up to each other.
- Plates must be countersunk when necessary due to uneven roadways.
- Plates should be coated with an anti-skid coating.
- The edges of the steel plates should be marked/painted to improve visibility.
- Proper advance warning signs should be used. For example, "Steel Plate Ahead", or "Bump".
- Roadway and trench wall conditions must be constantly reevaluated throughout the day to ensure safety.
- Notify proper authorities of plate locations in the winter.
- End of the day inspections must be made before leaving job.

INSTALLATION NOT ACCEPTABLE – NO BEDDING, NO RAMP MATERIAL, NO PINNING.





ACCEPTABLE METHODS FOR SECURING ROAD PLATES (During Winter plates to be countersunk):

Figure 7 - Effect of pronounced road curvature and plate size on temporary profile

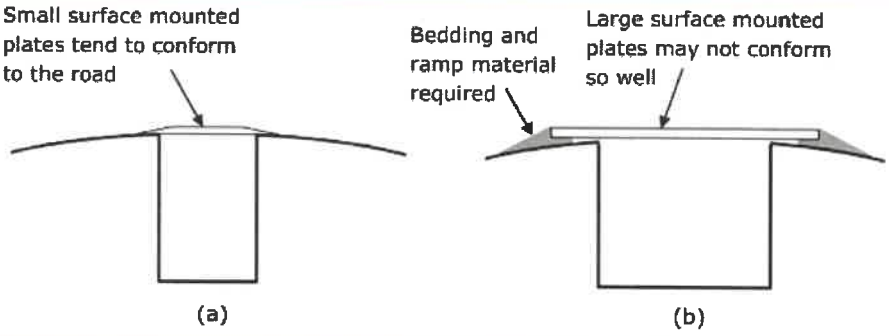

Figure 8 - Recessed plate with pronounced road curvature

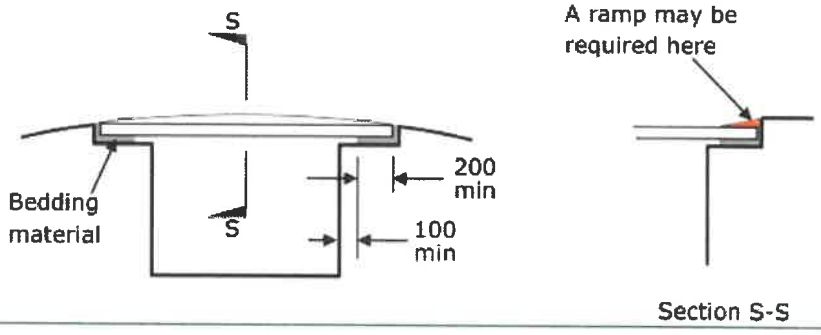

§319-34B - USE OF METERED SPACES FOR RESERVING FOR SPECIAL EQUIPMENT WITHIN R.O.W. - SEPARATE PERMIT REQUIRED THRU VILLAGE CLERK'S OFFICE FOR PARKING SPACE OBSTRUCTION PERMIT:

In the event that any work is done next to a parking meter space so that the parking meter space is obstructed for the parking of motor vehicles at the space reserved for parking, then in that event the person who is doing the work shall purchase from the Village Clerk Department a permit for the obstruction of said space for each day the space is obstructed while the work progresses, at a cost as set forth in Chapter 175, Fees. Parking Space Obstruction Permit (18 feet) for single space $20.00.

[Amended 5-18-2015 by L.L. No. 4-2015]



SHORING: In addition to the above, the contractor has to comply with OSHA standards for proper shoring of trenches greater than 4 feet in depth.

Occupational Safety and Health Administration (OSHA)

OSHA Technical Manual (OTM)

OSHA Instruction TED 01-00-015 [TED 1-0.15A]

The OSHA Technical Manual (OTM) provides technical information about workplace hazards and controls to OSHA's Compliance Safety and Health Officers (CSHOs). This information supports OSHA's enforcement and outreach activities to assure safe and healthful working conditions for working men and women. The content is based on currently available research publications, OSHA standards, and consensus standards. The OTM is available to the public for use by other health and safety professionals, employers, and anyone involved in developing or implementing an effective workplace safety and health program.

The OTM is not a substitute for OSHA standards and is not used for establishing agency compliance policies. In the unlikely event of any inconsistencies between material in the manual and the requirements of the Occupational Safety and Health Act and the standards and regulations promulgated there under, the latter are controlling.



Client#: 1998229 KINGSCAP4

ACORD™ CERTIFICATE OF LIABILITY INSURANCE

DATE (MM/DD/YYYY): 8/16/2023

THIS CERTIFICATE IS ISSUED AS A MATTER OF INFORMATION ONLY AND CONFERS NO RIGHTS UPON THE CERTIFICATE HOLDER. THIS CERTIFICATE DOES NOT AFFIRMATIVELY OR NEGATIVELY AMEND, EXTEND OR ALTER THE COVERAGE AFFORDED BY THE POLICIES BELOW. THIS CERTIFICATE OF INSURANCE DOES NOT CONSTITUTE A CONTRACT BETWEEN THE ISSUING INSURER(S), AUTHORIZED REPRESENTATIVE OR PRODUCER, AND THE CERTIFICATE HOLDER.

IMPORTANT: If the certificate holder is an ADDITIONAL INSURED, the policy(ies) must have ADDITIONAL INSURED provisions or be endorsed. If SUBROGATION IS WAIVED, subject to the terms and conditions of the policy, certain policies may require an endorsement. A statement on this certificate does not confer any rights to the certificate holder in lieu of such endorsement(s).

PRODUCER	CONTACT NAME: Patricia Knapp
USI Insurance Services LLC 333 Westchester Ave, Suite 102 White Plains, NY 10604 914 459-6200	PHONE (A/C, No, Ext): 212-842-3480 FAX (A/C, No): E-MAIL ADDRESS: patricia.knapp@usi.com

INSURER(S) AFFORDING COVERAGE	NAIC #
INSURER A : Selective Insurance Company of New York	13730
INSURER B : Starr Indemnity and Liability Company	38318
INSURER C :	
INSURER D :	
INSURER E :	
INSURER F :	

INSURED
Kings Capital Construction Group, Inc.
660 White Plains Road
Suite 560
Tarrytown, NY 10591

COVERAGES CERTIFICATE NUMBER: REVISION NUMBER:

THIS IS TO CERTIFY THAT THE POLICIES OF INSURANCE LISTED BELOW HAVE BEEN ISSUED TO THE INSURED NAMED ABOVE FOR THE POLICY PERIOD INDICATED. NOTWITHSTANDING ANY REQUIREMENT, TERM OR CONDITION OF ANY CONTRACT OR OTHER DOCUMENT WITH RESPECT TO WHICH THIS CERTIFICATE MAY BE ISSUED OR MAY PERTAIN, THE INSURANCE AFFORDED BY THE POLICIES DESCRIBED HEREIN IS SUBJECT TO ALL THE TERMS, EXCLUSIONS AND CONDITIONS OF SUCH POLICIES. LIMITS SHOWN MAY HAVE BEEN REDUCED BY PAID CLAIMS.

INSR LTR	TYPE OF INSURANCE	ADDL INSR	SUBR WVD	POLICY NUMBER	POLICY EFF (MM/DD/YYYY)	POLICY EXP (MM/DD/YYYY)	LIMITS	
A	X COMMERCIAL GENERAL LIABILITY CLAIMS-MADE X OCCUR X Contractual Liab GEN'L AGGREGATE LIMIT APPLIES PER: POLICY X PRO-JECT LOC OTHER:			S2261031	01/11/2023	01/11/2024	EACH OCCURRENCE DAMAGE TO RENTED PREMISES (Ea occurrence) MED EXP (Any one person) PERSONAL & ADV INJURY GENERAL AGGREGATE PRODUCTS - COMP/OP AGG $	$2,000,000 $500,000 $15,000 $2,000,000 $4,000,000 $4,000,000 $
A	AUTOMOBILE LIABILITY X ANY AUTO OWNED AUTOS ONLY SCHEDULED AUTOS X HIRED AUTOS ONLY X NON-OWNED AUTOS ONLY			S2261031	01/11/2023	01/11/2024	COMBINED SINGLE LIMIT (Ea accident) BODILY INJURY (Per person) BODILY INJURY (Per accident) PROPERTY DAMAGE (Per accident) $	$1,000,000 $ $ $ $
B	X UMBRELLA LIAB X OCCUR EXCESS LIAB CLAIMS-MADE DED RETENTION $			1000588197231	01/11/2023	01/11/2024	EACH OCCURRENCE AGGREGATE $	$5,000,000 $5,000,000 $
	WORKERS COMPENSATION AND EMPLOYERS' LIABILITY ANY PROPRIETOR/PARTNER/EXECUTIVE OFFICER/MEMBER EXCLUDED? Y / N (Mandatory in NH) If yes, describe under DESCRIPTION OF OPERATIONS below	N / A					PER STATUTE OTH-ER E.L. EACH ACCIDENT E.L. DISEASE - EA EMPLOYEE E.L. DISEASE - POLICY LIMIT	$ $ $
A	Leased/Rented Equipment			S2261031	01/01/2023	01/11/2024	$600,000 Any One Item	

DESCRIPTION OF OPERATIONS / LOCATIONS / VEHICLES (ACORD 101, Additional Remarks Schedule, may be attached if more space is required)
Port Chester OZ Fund III QOZB Manager, LLC; Saxum OZ Fund III GP, LLC and 150 Westchester Managers LLC and Village of Port Chester are included as Additional Insured as respects 140-150 Westchester Avenue, Port Chester, NY

CERTIFICATE HOLDER

Village of Port Chester
222 Grace Church Street
Port Chester, NY 10573

CANCELLATION

SHOULD ANY OF THE ABOVE DESCRIBED POLICIES BE CANCELLED BEFORE THE EXPIRATION DATE THEREOF, NOTICE WILL BE DELIVERED IN ACCORDANCE WITH THE POLICY PROVISIONS.

AUTHORIZED REPRESENTATIVE

Ulle Scott

© 1988-2015 ACORD CORPORATION. All rights reserved.

The ACORD name and logo are registered marks of ACORD

PZKCO

This page has been left blank intentionally.

NEW YORK STATE | Workers' Compensation Board

CERTIFICATE OF NYS WORKERS' COMPENSATION INSURANCE COVERAGE

1a. Legal Name & Address of Insured (use street address only)	1b. Business Telephone Number of Insured 9143456799 1c. NYS Unemployment Insurance Employer Registration Number of Insured 78-41647 1 1d. Federal Employer Identification Number of Insured or Social Security Number 264769742
ADP TotalSource NH XXVIII, Inc. 5800 Windward Parkway Alpharetta, GA 30005 L/C/F: Kings Capital Construction Group Inc. 660 WHITE PLAINS RD SUITE 560 Tarrytown, NY 105910000 Work Location of Insured *(Only required if coverage is specifically limited to certain locations in New York State, i.e., a Wrap-Up Policy)*	
2. Name and Address of Entity Requesting Proof of Coverage (Entity Being Listed as the Certificate Holder) Village of Port Chester 222 Grace Church St Port Chester, NY 10573	3a. Name of Insurance Carrier New Hampshire Insurance Co. 3b. Policy Number of Entity Listed in Box "1a" WC 034300300 NY All worksite employees working for Kings Capital Construction Group Inc. paid under ADP TOTALSOURCE, INC's payroll, are covered under the above stated policy. 3c. Policy effective period 07/01/2023 to 07/01/2024 3d. The Proprietor, Partners or Executive Officers are ☒ included. (Only check box if all partners/officers included) ☐ all excluded or certain partners/officers excluded.

This certifies that the insurance carrier indicated above in box "3" insures the business referenced above in box "1a" for workers' compensation under the New York State Workers' Compensation Law. **(To use this form, New York (NY) must be listed under Item 3A on the INFORMATION PAGE of the workers' compensation insurance policy).** The Insurance Carrier or its licensed agent will send this Certificate of Insurance to the entity listed above as the certificate holder in box "2".

The insurance carrier must notify the above certificate holder and the Workers' Compensation Board within 10 days IF a policy is canceled due to nonpayment of premiums or within 30 days IF there are reasons other than nonpayment of premiums that cancel the policy or eliminate the insured from the coverage indicated on this Certificate. (These notices may be sent by regular mail.) **Otherwise, this Certificate is valid for one year after this form is approved by the insurance carrier or its licensed agent, or until the policy expiration date listed in box "3c", whichever is earlier.**

This certificate is issued as a matter of information only and confers no rights upon the certificate holder. This certificate does not amend, extend or alter the coverage afforded by the policy listed, nor does it confer any rights or responsibilities beyond those contained in the referenced policy.

This certificate may be used as evidence of a Workers' Compensation contract of insurance only while the underlying policy is in effect.

Please Note: Upon cancellation of the workers' compensation policy indicated on this form, if the business continues to be named on a permit, license or contract issued by a certificate holder, the business must provide that certificate holder with a new Certificate of Workers' Compensation Coverage or other authorized proof that the business is complying with the mandatory coverage requirements of the New York State Workers' Compensation Law.

Under penalty of perjury, I certify that I am an authorized representative or licensed agent of the insurance carrier referenced above and that the named insured has the coverage as depicted on this form.

Approved by: David McElroy
(Print name of authorized representative or licensed agent of insurance carrier)

Approved by: 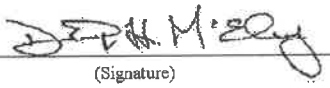 08/16/2023
(Signature) (Date)

Title: CEO North America

Telephone Number of authorized representative or licensed agent of insurance carrier: 800-743-8130

Please Note: Only insurance carriers and their licensed agents are authorized to issue Form C-105.2. Insurance brokers are NOT authorized to issue it.

Workers' Compensation Law

Section 57. Restriction on issue of permits and the entering into contracts unless compensation is secured.

1. The head of a state or municipal department, board, commission or office authorized or required by law to issue any permit for or in connection with any work involving the employment of employees in a hazardous employment defined
by this chapter, and notwithstanding any general or special statute requiring or authorizing the issue of such permits, shall not issue such permit unless proof duly subscribed by an insurance carrier is produced in a form satisfactory to the chair, that compensation for all employees has been secured as provided by this chapter. Nothing herein, however, shall be construed as creating any liability on the part of such state or municipal department, board, commission or office to pay any compensation to any such employee if so employed.

2. The head of a state or municipal department, board, commission or office authorized or required by law to enter into any contract for or in connection with any work involving the employment of employees in a hazardous employment defined by this chapter, notwithstanding any general or special statute requiring or authorizing any such contract, shall not enter into any such contract unless proof duly subscribed by an insurance carrier is produced in a form satisfactory to the chair, that compensation for all employees has been secured as provided by this chapter.

NEW YORK STATE | Workers' Compensation Board

CERTIFICATE OF INSURANCE COVERAGE
NYS DISABILITY AND PAID FAMILY LEAVE BENEFITS LAW

PART 1. To be completed by NYS Disability and Paid Family Leave Benefits Carrier or Licensed Insurance Agent of that Carrier

1a. Legal Name & Address of Insured (use street address only)

Kings Capital Construction Group Inc.
660 White Plains Rd Suite 560
Tarrytown, NY 10591

Work Location of Insured *(Only required if coverage is specifically limited to certain locations in New York State, i.e., a Wrap-Up Policy)*

1b. Business Telephone Number of Insured

(914) 345-6799

1c. Federal Employer Identification Number of Insured or Social Security Number

26-4769742

2. Name and Address of Entity Requesting Proof of Coverage (Entity Being Listed as the Certificate Holder)

Village of Port Chester
222 Grace Church Street
Port Chester, NY 10573

3a. Name of Insurance Carrier

Metropolitan Life Insurance Company

3b. Policy Number of Entity Listed in Box 1a

219266

3c. Policy Effective Period:

January 1, 2023 to December 31, 2023

4. Policy provides the following benefits:

- [X] A. Both disability and Paid Family Leave benefits.
- [ ] B. Disability benefits only.
- [ ] C. Paid Family Leave benefits only.

5. Policy covers:

- [X] A. All of the employer's employees eligible under the NYS Disability and Paid Family Leave Benefits Law.
- [ ] B. Only the following class or classes of employer's employees:

Under penalty of perjury, I certify that I am an authorized representative or licensed agent of the insurance carrier referenced above and that the named insured has NYS disability and/or Paid Family Leave benefits insurance coverage as described above.

Date Signed: August 15,2023 By: India Wilkins

(Signature of insurance carrier's authorized representative or NYS licensed insurance agent of that named insurance carrier)

Email Address: adpts_spu@metlife.com Name and Title: India Wilkins, State Plan Consultant

IMPORTANT: If Boxes 4A and 5A are checked, and this form is signed by the insurance carrier's authorized representative or NYS Licensed Insurance Agent of that carrier, this certificate is COMPLETE. Mail it directly to the certificate holder.

If Box 4B, 4C or 5B is checked, this certificate is NOT COMPLETE for purposes of Section 220, Subd. 8 of the NYS Disability and Paid Family Leave Benefits Law. It must be emailed to PAU@wcb.ny.gov or it can be mailed for completion to the Workers' Compensation Board, Plans Acceptance Unit, PO Box 5200, Binghamton, NY 13902-5200.

PART 2. To be completed by NYS Workers' Compensation Board (Only if Box 4B, 4C or 5B have been checked)

State of New York
Workers' Compensation Board

According to information maintained by the NYS Workers' Compensation Board, the above-named employer has complied with the NYS Disability and Paid Family Leave Benefits Law (Article 9 of the Workers' Compensation Law) with respect to all of their employees.

Date Signed: _____ By: _____

(Signature of Authorized NYS Workers' Compensation Board Employee)

Telephone Number: _____ Name and Title: _____

Please Note: *Only insurance carriers licensed to write NYS disability and Paid Family Leave benefits insurance policies and NYS licensed insurance agents of those insurance carriers are authorized to issue Form DB-120.1.* ***Insurance brokers are NOT authorized to issue this form.***

DB-120.1 (12-21)

Additional Instructions for Form DB-120.1

By signing this form, the insurance carrier identified in Box 3 on this form is certifying that it is insuring the business referenced in Box 1a for disability and/or Paid Family Leave benefits under the NYS Disability and Paid Family Leave Benefits Law. The insurance carrier or its licensed agent will send this Certificate of Insurance (Certificate) to the entity listed as the certificate holder in Box 2.

The insurance carrier must notify the above certificate holder and the Workers' Compensation Board within 10 days IF a policy is cancelled due to nonpayment of premiums or within 30 days IF there are reasons other than nonpayment of premiums that cancel the policy or eliminate the insured from coverage indicated on this Certificate. (These notices may be sent by regular mail.) Otherwise, this Certificate is valid for one year after this form is approved by the insurance carrier or its licensed agent, or until the policy expiration date listed in Box 3c, whichever is earlier.

This Certificate is issued as a matter of information only and confers no rights upon the certificate holder. This Certificate does not amend, extend or alter the coverage afforded by the policy listed, nor does it confer any rights or responsibilities beyond those contained in the referenced policy.

This Certificate may be used as evidence of a NYS disability and/or Paid Family Leave Benefits contract of insurance only while the underlying policy is in effect.

Please Note: Upon the cancellation of the disability and/or Paid Family Leave benefits policy indicated on this form, if the business continues to be named on a permit, license or contract issued by a certificate holder, the business must provide that certificate holder with a new Certificate of Insurance Coverage for NYS disability and/or Paid Family Leave Benefits or other authorized proof that the business is complying with the mandatory coverage requirements of the NYS Disability and Paid Family Leave Benefits Law.

NYS DISABILITY AND PAID FAMILY LEAVE BENEFITS LAW

§220. Subd. 8

(a) The head of a state or municipal department, board, commission or office authorized or required by law to issue any permit for or in connection with any work involving the employment of employees in employment as defined in this article, and not withstanding any general or special statute requiring or authorizing the issue of such permits, shall not issue such permit unless proof duly subscribed by an insurance carrier is produced in a form satisfactory to the chair, that the payment of disability benefits and after January first, two thousand and twenty-one, the payment of family leave benefits for all employees has been secured as provided by this article. Nothing herein, however, shall be construed as creating any liability on the part of such state or municipal department, board, commission or office to pay any disability benefits to any such employee if so employed.

(b) The head of a state or municipal department, board, commission or office authorized or required by law to enter into any contract for or in connection with any work involving the employment of employees in employment as defined in this article and notwithstanding any general or special statute requiring or authorizing any such contract, shall not enter into any such contract unless proof duly subscribed by an insurance carrier is produced in a form satisfactory to the chair, that the payment of disability benefits and after January first, two thousand eighteen, the payment of family leave benefits for all employees has been secured as provided by this article.

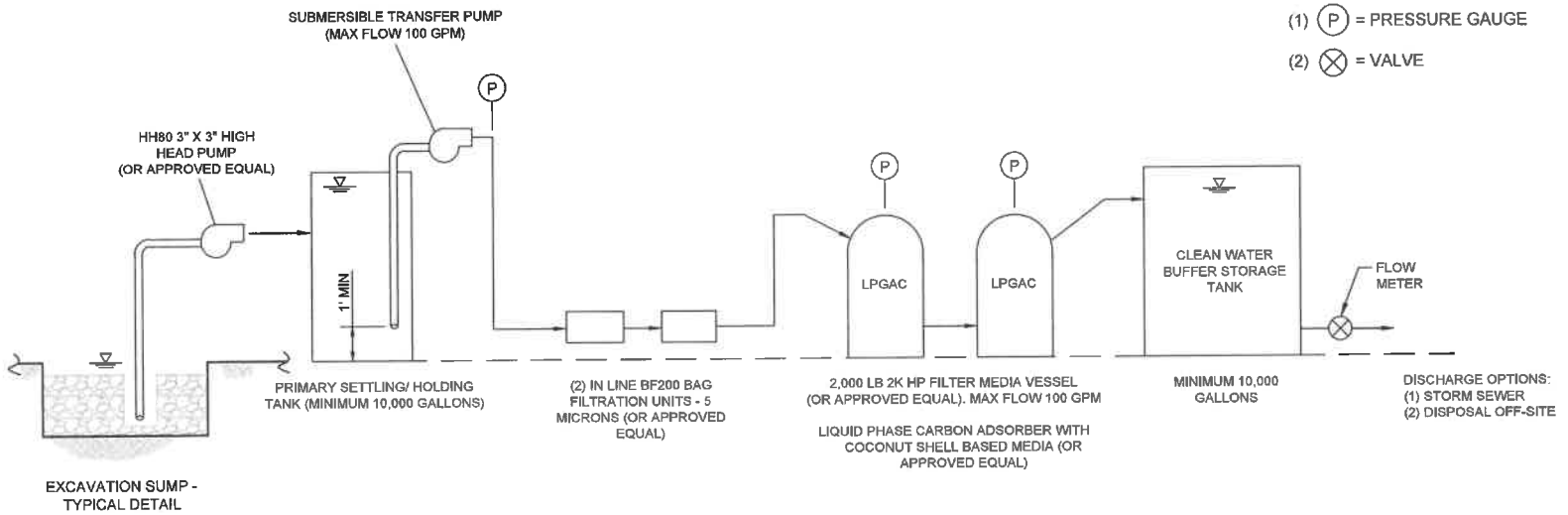

NOTES:

(1) (P) = PRESSURE GAUGE

(2) ⊗ = VALVE

Approved by Village Consulting Engineer

Roberto Flores, P.E. May 29, 2024

CONSTRUCTION DEWATERING PLAN NOTES:

1) GROUNDWATER EXISTS AT A DEPTH OF 5-8 FEET BELOW THE STREET ELEVATION. THE BOTTOM OF THE PROPOSED EXCAVATION MAY EXTEND SEVERAL FEET BELOW THE WATER TABLE. THE ELEVATION OF THE WATER TABLE VARIES IN RESPONSE TO RAINFALL.

2) IT WILL BE NECESSARY TO DEWATER THE SITE FOR INSTALLATION OF THE SOE AND COMPLETION TO THE EXCAVATION. THIS MAY BE ACCOMPLISHED USING DEWATERING SUMPS INSTALLED WITHIN THE EXCAVATION.

3) BASED ON LIMITED AVAILABLE GROUNDWATER DATA, THE GROUNDWATER IS IMPACTED WITH VOLATILE ORGANIC COMPOUNDS (VOCs), SEMIVOLATILE ORGANIC COMPOUNDS (SVOCs), METAL's AND PER AND POLY FLUOROALKYL SUBSTANCES (PFAs) ABOVE NYSDEC TECHNICAL OPERATIONAL GUIDANCE SERIES (TOGS) 1.1.1 GA AMBIENT WATER QUALITY STANDARDS (AQWS).

4) TREATMENT OF THE GROUNDWATER, PRIOR TO OFF-SITE DISCHARGE, WILL BE ACCOMPLISHED USING SETTLING, FILTRATION, AND CARBON ABSORPTION. OFF-SITE DISCHARGE WILL BE TO EITHER THE STORM SEWER OR TRUCKED TO TREATMENT FACILITY. ALL APPROPRIATE PERMITS WILL BE OBTAINED PRIOR TO OFF-SITE DISCHARGE, IF NEEDED.

5) CONSTRUCTION DEWATERING IS EXPECTED TO BE REQUIRED FOR APPROXIMATELY 3-MONTHS.

6) PERIODIC SAMPLING WILL BE CONDUCTED TO ENSURE THE DISCHARGE REQUIREMENTS ARE MET. SESI CONSULTING ENGINEERS WILL COLLECT EFFLUENT SAMPLES PRIOR TO DISCHARGE. ANALYSIS AND FREQUENCY OF SAMPLE COLLECTION WILL BE PROVIDED BY VILLAGE OF PORT CHESTER UPON PERMIT APPROVAL.

7) A STORAGE TANK WILL ACT AS A BUFFER FOR STORAGE TO MAINTAIN COMPLIANCE WITH THE DAILY, MONTHLY, AND TOTAL DISCHARGE ALLOWANCES PER THE COUNTY OF WESTCHESTER.

8) A FLOW METER AND TOTAL VOLUME LOGGER WILL BE INSTALLED PRIOR TO DISCHARGE INTO THE STORM SEWER TO REPORT THE TOTAL DISCHARGE INTO THE STORM SEWER.

9) ALL EQUIPMENT TO BE CLEANED AND DEMOBILIZED AT THE COMPLETION OF DEWATERING ACTIVITIES AND SLUDGE FROM THE SYSTEM CLEANOUT TO BE SAMPLED AND DISPOSED OF AT APPROVED FACILITIES.

10) DISCHARGE PIPING MATERIAL IN THE CITY RIGHT-OF-WAY SHALL BE DUCTILE IRON PIPE CLASS 54 OR EXTRA HEAVY DUTY CAST IRON (XHCI)

NYS Education Law
Unauthorized alterations or additions to this plan are a violation of section 7209 (2) of the New York State Education Law. Copies of this map not having the seal of the engineer shall not be valid.

© SESI CONSULTING ENGINEERS 2023
This drawing and all information contained here on is proprietary information of SESI CONSULTING ENGINEERS and may not be copied or reproduced, either in whole or in part, by any method, without written permission of SESI CONSULTING ENGINEERS.

JAMES VANDER VLIET, P.E.
PROFESSIONAL ENGINEER
N.Y. LIC. NO. 091466-1

dwg by: AW
chk by: JS
scale: NTS
date: 08/10/2023

SESI CONSULTING ENGINEERS
Cert of Auth #24GA27334700
GEOTECHNICAL | ENVIRONMENTAL | SITE CIVIL
959 ROUTE 46E, 3RD FLOOR, PARSIPPANY, NJ 07054 PH: 973.808.9060

project: 140, 148-150 WESTCHESTER AVENUE
PORT CHESTER, NEW YORK

title: CONSTRUCTION DEWATERING SYSTEM
PROCESS FLOW DIAGRAM

job no: 11895A
drawing no:

WATER-2

N:\CAD\11895A\CAD\ENVIRONMENTAL\11895A_DWG_PFD.DWG 05/28/23 04:11:08PM dlam.ward LAYOUT: WATER-2

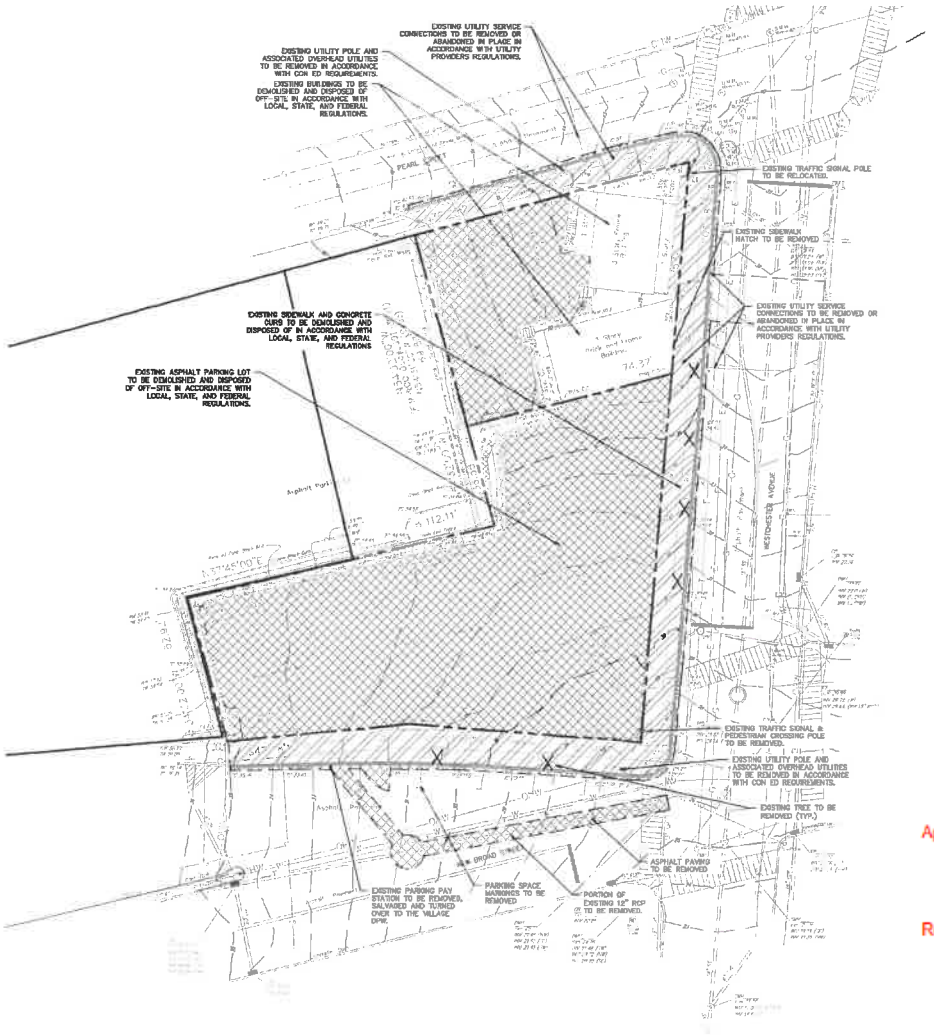

LEGEND

- PROPERTY LINE
- PERVIOUS AREA
- PAVEMENT SAW CUT LINE
- SIDEWALK TO BE REMOVED
- ASPHALT PAVEMENT TO BE REMOVED
- CURB TO BE REMOVED
- TREE TO BE REMOVED
- PROPOSED SPOT GRADE +535.25
- PROPOSED STORM PIPE
- PROPOSED DRAIN INLET

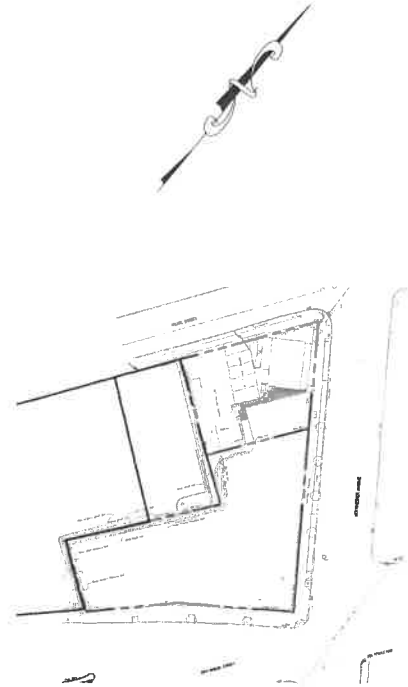

EXISTING COVERAGE
IMPERVIOUS: 19,234 SF
PERVIOUS: 300 SF
TOTAL: 19,534 SF

Approved by Village Consulting Engineer

Roberto Flores, P.E. May 29, 2024

DEMOLITION NOTES:

1. RETAINING WALLS AND PARKING AREAS ON THE ADJACENT PROPERTY (11 PEARL STREET) SHALL BE PROTECTED FOR THE DURATION OF DEMOLITION AND CONSTRUCTION ACTIVITIES.
2. DEMOLISHED MATERIALS SHALL BE RECYCLED TO THE MAXIMUM EXTENT PRACTICAL.
3. ALL MATERIALS SHALL BE DISPOSED OF IN ACCORDANCE WITH ALL LOCAL, STATE AND FEDERAL REGULATIONS.
4. ALL EXISTING UTILITIES SERVING THE SITE SHALL BE CAPPED AND ABANDONED IN ACCORDANCE WITH THE UTILITY OWNER'S REQUIREMENTS/REGULATIONS.
5. ALL TRAFFIC SIGNS SHALL REMAIN IN PLACE FOR THE DURATION OF CONSTRUCTION UNLESS PRIOR APPROVAL IS OBTAINED FROM THE VILLAGE.

EXISTING INFORMATION SHOWN HEREON PROVIDED BY RICHARD DOMATO LAND SURVEYOR DATED MARCH 5, 2021

GRAPHIC SCALE
20 0 10 20 40 80
(IN FEET)
1 inch = 20 ft.

PROJECT:
PROPOSED MIXED-USE BUILDING
140-150 WESTCHESTER AVENUE
VILLAGE OF PORT CHESTER
WESTCHESTER COUNTY - NEW YORK

EXISTING CONDITIONS/DEMOLITION PLAN

THIS PLAN NOT VALID FOR CONSTRUCTION WITHOUT ENGINEER'S SEAL & SIGNATURE

HEC HUDSON ENGINEERING & CONSULTING, P.C.
45 Knollwood Road - Suite 201
Elmsford, New York 10523
T: 914-909-0420
F: 914-580-2059

© 2021

Sheet No. C-1

ANY ALTERATIONS OR REVISIONS OF THESE PLANS, UNLESS DONE BY OR UNDER THE DIRECTION OF THE NYS LICENSED AND REGISTERED ENGINEER THAT PREPARED THEM, IS A VIOLATION OF THE NYS EDUCATION LAW.

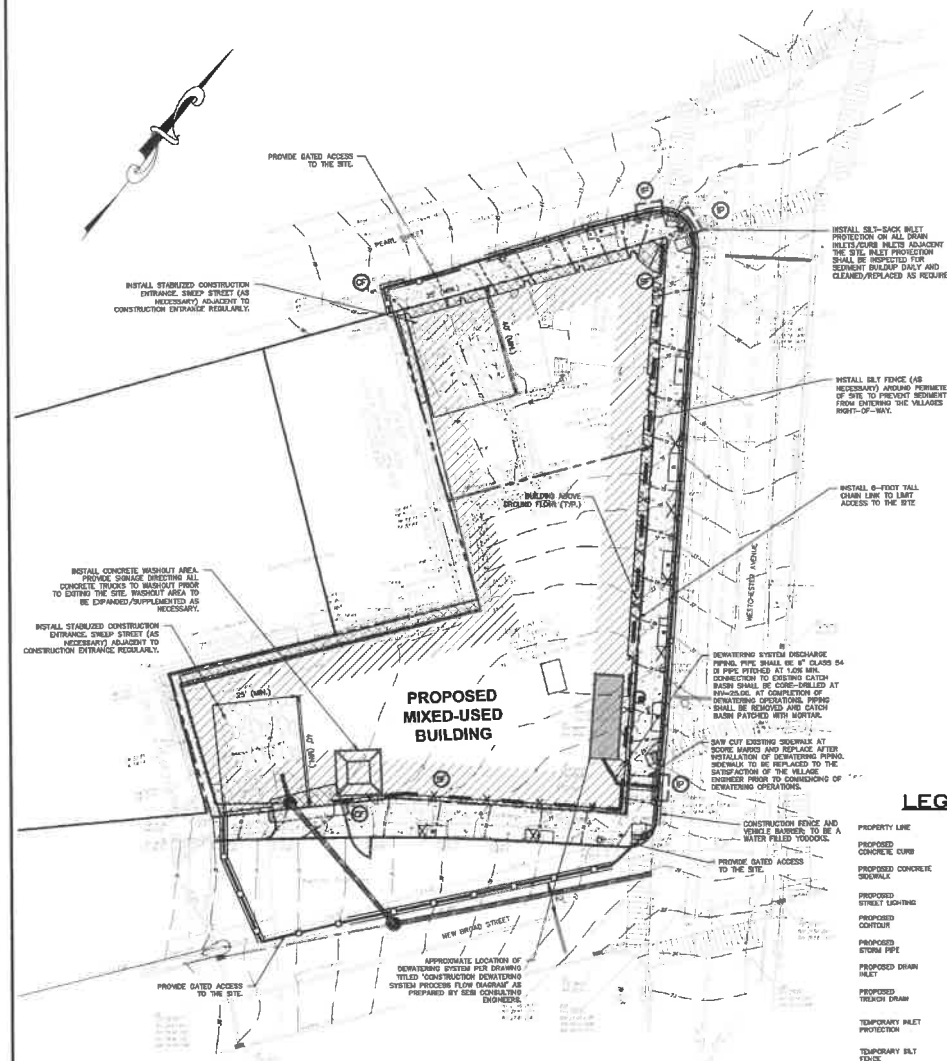

INSTALLATION & MAINTENANCE OF EROSION CONTROL:

CONSTRUCTION SCHEDULE
NOTIFY APPROPRIATE MUNICIPAL AGENCY HAVING JURISDICTION AT LEAST 5 DAYS PRIOR TO START

EROSION CONTROL MEASURES
INSTALL ALL EROSION CONTROL MEASURES PRIOR TO START OF CONSTRUCTION. CALL FOR INSPECTION FROM THE APPROPRIATE MUNICIPAL AGENCY HAVING JURISDICTION AT LEAST 2 DAYS PRIOR TO FINISH.

INSPECTION BY MUNICIPALITY
MAINTENANCE (TO BE PERFORMED DURING ALL PHASES OF CONSTRUCTION)

AFTER ANY RAIN CAUSING RUNOFF, CONTRACTOR TO INSPECT HAYBALES, ETC. AND REMOVE ANY EXCESSIVE SEDIMENT AND INSPECT STOCKPILES AND CORRECT ANY PROBLEMS WITH SEED ESTABLISHMENT.
INSPECTIONS SHALL BE DOCUMENTED IN WRITING AND SUBMITTED TO THE APPROPRIATE MUNICIPAL AGENCY HAVING JURISDICTION.

INSPECTION BY MUNICIPALITY – FINAL GRADING
REMOVE UNNEEDED SUBGRADE FROM SITE.
CALL FOR INSPECTION FROM THE APPROPRIATE MUNICIPAL AGENCY HAVING JURISDICTION AT LEAST 2 DAYS PRIOR TO FINISH.

INSPECTION BY MUNICIPALITY – LANDSCAPING

SPREAD TOPSOIL EVENLY OVER AREAS TO BE SEEDED. HAND RAKE LEVEL. BROADCAST 1.25 LB. BAG OF JONATHAN GREEN "FASTGROW" MIX OR EQUAL OVER AREA TO BE SEEDED. APPLY STRAW MULCH AND WATER WITHIN 2 DAYS OF COMPLETION OF TOPSOILING. CALL FOR INSPECTION FROM THE APPROPRIATE MUNICIPAL AGENCY HAVING JURISDICTION AT LEAST 2 DAYS PRIOR TO FINISH.

INSPECTION BY MUNICIPALITY – FINAL LANDSCAPING

GRASS ESTABLISHED.
CALL FOR INSPECTION FROM THE APPROPRIATE MUNICIPAL AGENCY HAVING JURISDICTION AT LEAST 2 DAYS PRIOR TO FINISH.

INSPECTION BY MUNICIPALITY – FINAL INSPECTION

ALL EROSION CONTROL MEASURES REMOVED AND GRASS ESTABLISHED.
CALL FOR INSPECTION FROM THE APPROPRIATE MUNICIPAL AGENCY HAVING JURISDICTION AT LEAST 2 DAYS PRIOR TO FINISH.

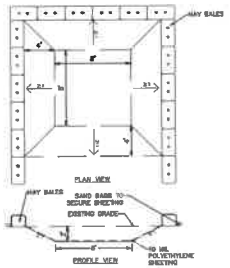

NOTES:
1. CONCRETE WASHOUT AREA TO BE INSTALLED PRIOR TO CONCRETE PLACEMENT ON SITE. CONCRETE WASHOUT AREA TO BE ENTIRELY SELF CONTAINED.
2. HAY BALES SHALL BE PROVIDED AROUND THE PERIMETER OF CONCRETE WASHOUT AREA FOR CONTAINMENT.
3. WASHOUT AREA SHALL BE LINED WITH PLASTIC SHEETING NO THINNER THAN 10 MIL. SHEETING SHALL HAVE NO HOLES OR TEARS AND SHALL BE ANCHORED BY SAND BAGS OR ALL SIDES EXCEPT ACCESS SIDE. PLASTIC LINING TO BE REPLACED WITH EACH CLEANING.
4. SIGNS SHALL BE PROVIDED AT THE CONSTRUCTION ENTRANCE AND CONCRETE AREAS INDICATING LOCATION OF WASHOUT AREA.
5. WASHOUT AREA TO BE ENCLOSED IN CONSTRUCTION FENCE.
6. WASHOUT AREAS TO BE INSPECTED DAILY TO ENSURE LINER IS INTACT AND ADEQUATE CAPACITY IS AVAILABLE. AT ALL TIMES, WASHOUT AREAS SHALL BE PROPERLY MAINTAINED AND REPAIRED IMMEDIATELY.
7. CONCRETE WASTE SHALL BE REMOVED AND DISPOSED OF ONCE IT REACHES THREE-QUARTERS OF THE WASHOUT AREA'S HEIGHT. ALL WASTE SHALL BE DISPOSED OF IN A MANNER CONSISTENT WITH APPLICABLE LAWS, REGULATIONS, AND GUIDELINES OF MUNICIPALITY.
8. PREFABRICATED CONCRETE WASHOUT CONTAINERS MAY BE UTILIZED ONLY WITH PRIOR APPROVAL FROM THE CITY'S ENGINEERING DEPARTMENT.

CONCRETE WASHOUT AREA

LEGEND

- PROPERTY LINE
- PROPOSED CONCRETE CURB
- PROPOSED CONCRETE SIDEWALK
- PROPOSED STREET LIGHTING
- PROPOSED CONTOUR
- PROPOSED STORM PIPE
- PROPOSED DRAIN INLET
- PROPOSED TRENCH DRAIN
- TEMPORARY INLET PROTECTION
- TEMPORARY SILT FENCE
- TEMPORARY CONSTRUCTION FENCE
- STABILIZED CONSTRUCTION ENTRANCE
- PROPOSED LIMIT OF DISTURBANCE

Siltsack Inlet Protection

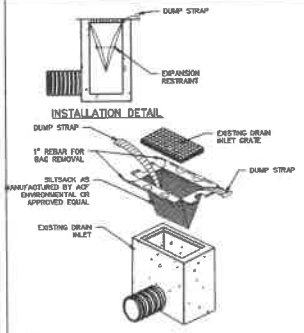

NOTES:
1. EACH SILTSACK SHALL BE PROPERLY SIZED FOR EACH INLET.
2. ALL CURB INLETS SHALL UTILIZE SILTSACK MODELS WITH BUILT IN CURB DEFLECTOR
3. SILTSACKS SHOULD ONLY BE UTILIZED ON DRAIN INLETS OUTSIDE OF THE DISTURBED AREAS TO PREVENT CONTAMINATION OF DOWN STREAM STORMWATER STRUCTURES.
4. SEDIMENT SHALL BE REMOVED FROM EACH SILTSACK WHEN SILT DEPTH EXCEEDS 6" INCHES.
5. SILTSACKS SHOULD BE INSPECTED REGULARLY FOR DAMAGE. ANY DAMAGED SILTSACKS SHOULD BE REPLACED.

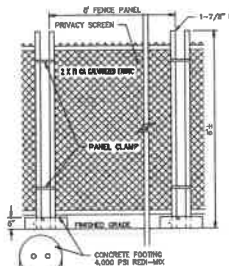

NOTES:
1. CONTRACTOR SHALL PROVIDE PERIODIC INSPECTION AND MAINTENANCE OF FENCE INCLUDING REPAIRS AS NECESSARY AND REQUIRED.
2. CONTRACTOR SHALL INSTALL GREEN PRIVACY SCREENING FABRIC OR APPROVED EQUAL AROUND THE PERIMETER OF THE TEMPORARY CONSTRUCTION FENCING.
3. PRIOR TO CONSTRUCTION THE CONTRACTOR SHALL SUBMIT SHOP DRAWINGS AND SAMPLES OF THE PRIVACY SCREENING TO THE ENGINEER FOR REVIEW AND APPROVAL.
4. NO PORTION OF THE FENCE SHALL EXCEED 8-FEET IN HEIGHT

TEMPORARY CHAIN LINK CONSTRUCTION FENCE

SILT FENCE

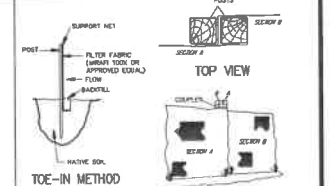

INSTALLATION NOTES:
1. EXCAVATE A 4-INCH × 4-INCH TRENCH ALONG THE LOWER PERIMETER OF THE SITE.
2. UNROLL A SECTION AT A TIME AND POSITION THE POSTS AGAINST THE EACH (DOWNSTREAM/FINAL OF THE TRENCH (WET SIDE AWAY FROM DIRECTION OF FLOW).
3. DRIVE THE POST INTO THE GROUND UNTIL THE NOTING IS APPROXIMATELY 2 INCHES FROM THE TRENCH BOTTOM.
4. LAY THE TOE-IN FLAP OF FABRIC ONTO THE UNDISTURBED BOTTOM OF THE TRENCH. BACKFILL THE TRENCH AND TAMP THE SOIL. STEEPER SLOPES REQUIRE AN INTERCEPT TRENCH.
5. JOIN SECTIONS AS SHOWN ABOVE.

Stabilized Construction Entrance

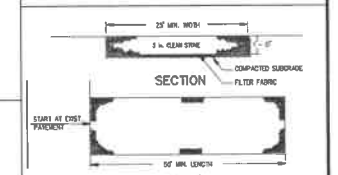

SPECIFICATIONS NOTES:
1. STONE SIZE – USE 3" STONE.
2. LENGTH – AS REQUIRED, BUT NOT LESS THAN 50 FEET (EXCEPT ON A SINGLE RESIDENCE LOT WHERE A 30 FOOT MINIMUM LENGTH WOULD APPLY.
3. THICKNESS – NOT LESS THAN SIX (6) INCHES.
4. WIDTH – 25 FOOT MINIMUM, BUT NOT LESS THAN THE FULL WIDTH AT POINTS WHERE INGRESS OR EGRESS OCCURS.
5. FILTER CLOTH – WILL BE PLACED OVER THE ENTIRE AREA PRIOR TO PLACING OF STONE. FILTER CLOTH WILL NOT BE REQUIRED ON A SINGLE FAMILY RESIDENCE LOT.
6. SURFACE WATER – ALL SURFACE WATER FLOWING OR DIVERTED TOWARD CONSTRUCTION ENTRANCES SHALL BE PIPED ACROSS THE ENTRANCE. IF PIPING IS IMPRACTICAL, A MOUNTABLE BERM WITH 5:1 SLOPES WILL BE PERMITTED.
7. MAINTENANCE – THE ENTRANCE SHALL BE MAINTAINED IN A CONDITION WHICH WILL PREVENT TRACKING OR FLOWING OF SEDIMENT ONTO PUBLIC RIGHT-OF-WAY. THIS MAY REQUIRE PERIODIC TOP DRESSING WITH ADDITIONAL STONE AS CONDITIONS DEMAND AND REPAIR AND/OR CLEANOUT OF ANY MEASURES USED TO TRAP SEDIMENT. ALL SEDIMENT SPILLED, DROPPED, WASHED OR TRACKED ONTO PUBLIC RIGHT-OF-WAY MUST BE REMOVED IMMEDIATELY.
8. WASHING – WHEELS SHALL BE CLEANED TO REMOVE SEDIMENT PRIOR TO ENTRANCE ONTO PUBLIC RIGHT-OF-WAY. WHEN WASHING IS REQUIRED, IT SHALL BE DONE ON AN AREA STABILIZED WITH STONE AND WHICH DRAINS INTO AN APPROVED SEDIMENT TRAPPING DEVICE.
9. PERIODIC INSPECTION AND NEEDED MAINTENANCE SHALL BE PROVIDED AFTER EACH RAIN.

SOIL STOCKPILING

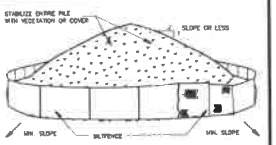

INSTALLATION NOTES:
1. AREA CHOSEN FOR STOCKPILING OPERATIONS SHALL BE DRY AND STABLE.
2. SOILS OR FILL TO BE STOCKPILED ON SITE DURING CUTTING AND FILLING ACTIVITIES SHOULD BE LOCATED AWAY FROM DRAINAGE COURSES ON SITE WITH A MINIMUM OF 50-75 FOOT BUFFER OF UNDISTURBED, VEGETATED GROUND.
3. MAXIMUM SLOPE OF STOCKPILE SHALL BE 1:1.
4. UPON COMPLETION OF SOIL STOCKPILING, EACH PILE SHALL BE SURROUNDED WITH EITHER SILT FENCING OR BALE BARRIERS, BOTH STABILIZED WITH VEGETATION OR EQUIVALENT.
5. STOCKPILES REMAINING IN PLACE FOR MORE THAN A WEEK SHOULD BE SEEDED AND MULCHED OR COVERED WITH GEOTEXTILE FABRIC SURROUNDED BY SILT FENCE.
6. SEE SPECIFICATIONS FOR INSTALLATION OF SILT FENCE.

Approved by Village Consulting Engineer

Roberto Flores, P.E. May 29, 2024

EXISTING INFORMATION SHOWN HEREON PROVIDED BY RICHARD DOMATO LAND SURVEYOR DATED MARCH 5, 2021

GRAPHIC SCALE
0 10 20 40 80
(IN FEET)
1 inch = 20 ft.

No.	Issued / Revised	Date
1	FINAL SUBMISSION	9/27/23
2	SITE PLAN SUBMISSION	11/29/23
3	REVISED PER PLANNING CONSULTANT COMMENTS	1/29/24
4	REVISED PER VILLAGE ENGINEER COMMENTS	3/6/24
5	REVISED PER PLANNING CONSULTANT COMMENTS	4/8/24
6	REVISED PER STAFF COMMENTS	5/29/24
7		

THIS PLAN NOT VALID FOR CONSTRUCTION UNLESS SIGNED, SEALED & DATED BY ENGINEER

PROJECT:
PROPOSED MIXED-USE BUILDING
140-150 WESTCHESTER AVENUE
VILLAGE OF PORT CHESTER
WESTCHESTER COUNTY – NEW YORK

SEDIMENT & EROSION CONTROL PLAN

HUDSON ENGINEERING & CONSULTING, P.C.
45 Knollwood Road – Suite 201
Elmsford, New York 10523
T: 914-909-0497
F: 914-580-2096
© 2021

STATE OF NEW YORK – ROBERTO FLORES – 092117 – LICENSED PROFESSIONAL ENGINEER

Date: 5/29/24
Designed By: R.F.
Drawn By: A.S.
Checked By: R.F.
Sheet No. C-2

ANY ALTERATIONS OR REVISIONS OF THESE PLANS, UNLESS DONE BY OR UNDER THE DIRECTION OF THE NYS LICENSED AND REGISTERED ENGINEER THAT PREPARED THEM, IS A VIOLATION OF THE NYS EDUCATION LAW.

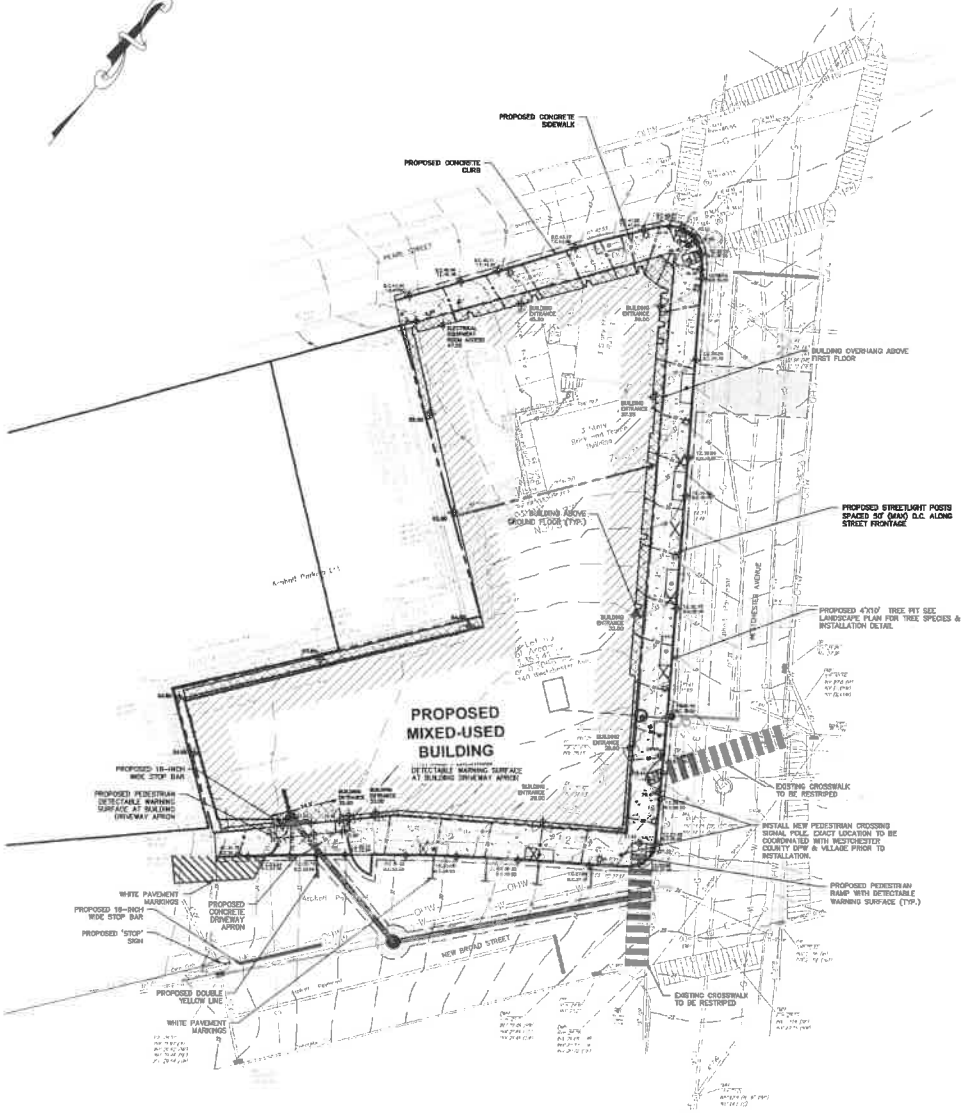



PEDESTRIAN RAMPS AT PEARL STREET & WESTCHESTER AVENUE CROSSING
SCALE: 1"=10'

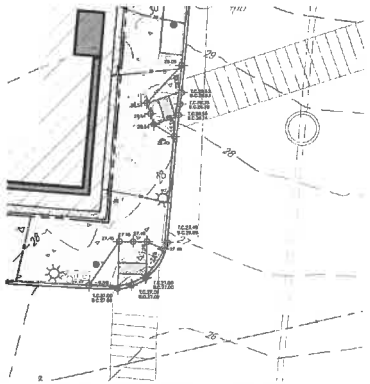

PEDESTRIAN RAMPS AT NEW BROAD STREET & WESTCHESTER AVENUE CROSSING
SCALE: 1"=10'

GENERAL NOTES:

1. THE ENGINEER SHALL NOT BE RESPONSIBLE FOR THE SUPERVISION OF THE CONSTRUCTION.
2. NO CHANGES SHALL BE MADE TO THESE PLANS EXCEPT AS PER NYS LAW CHAPTER 987.
3. ALL WORK AND MATERIALS SHALL COMPLY WITH ALL APPLICABLE CODES, INCLUDING BUT NOT LIMITED TO ADA, NSEC, ZONING, AND THE NEW YORK STATE BUILDING CODE.
4. ALL DIMENSIONS, LOCATIONS AND DIMENSIONS SHALL BE FIELD VERIFIED AND THE ENGINEER SHALL BE IMMEDIATELY NOTIFIED OF ANY DISCREPANCIES.
5. ALL CHANGES MADE TO THE PLANS SHALL BE APPROVED BY THE ENGINEER AND ANY SUCH CHANGES SHALL BE FILED AS AMENDMENTS TO THE ORIGINAL BUILDING PERMIT.
6. THE CONTRACTOR SHALL SUPERVISE AND DIRECT THE WORK USING HIS BEST SKILL AND ATTENTION. HE SHALL BE SOLELY RESPONSIBLE FOR ALL CONSTRUCTION MEANS, METHODS, TECHNIQUES, SEQUENCES AND PROCEDURES AND FOR COORDINATING ALL PORTIONS OF THE WORK UNDER THE CONTRACT.
7. THE CONTRACTOR SHALL BE RESPONSIBLE TO THE OWNER FOR THE ACTS AND OMISSIONS OF HIS EMPLOYEES, SUBCONTRACTORS AND THEIR AGENTS AND EMPLOYEES, AND OTHER PERSONS PERFORMING ANY OF THE WORK UNDER A CONTRACT WITH THE CONTRACTOR.
8. SAFETY DURING CONSTRUCTION SHALL BE THE RESPONSIBILITY OF THE CONTRACTOR AND SHALL CONFORM TO ALL LOCAL, STATE AND FEDERAL AGENCIES IN EFFECT DURING THE PERIOD OF CONSTRUCTION.
9. THE CONTRACTOR AND HIS SUBCONTRACTORS SHALL MAKE APPLICATION TO RECEIVE ALL NECESSARY PERMITS TO PERFORM THE WORK UNDER CONTRACT. THE CONTRACTOR AND HIS SUBCONTRACTORS SHALL BE LICENSED TO DO ALL WORK AS REQUIRED BY THE LOCAL, COUNTY, AND STATE AGENCIES WHICH MAY HAVE JURISDICTION OVER THOSE TRADES, AND SHALL PRESENT THE OWNER WITH COPIES OF ALL LICENSES AND INSURANCE CERTIFICATES.
10. FINAL GRADING AROUND THE BUILDING AREA SHALL SLOPE AWAY FROM THE STRUCTURE.
11. ALL WRITTEN DIMENSIONS ON THE DRAWINGS SHALL TAKE PRECEDENCE OVER ANY SCALED DIMENSIONS.
12. ADJOINING PUBLIC AND PRIVATE PROPERTY SHALL BE PROTECTED FROM DAMAGE DURING CONSTRUCTION, REMODELING AND DEMOLITION WORK. PROTECTION MUST BE PROVIDED FOR FOOTINGS, FOUNDATIONS, PARTY WALLS, CHIMNEYS, SKYLIGHTS AND ROOFS. PROVISIONS SHALL BE MADE TO CONTROL WATER RUNOFF AND EROSION DURING CONSTRUCTION OR DEMOLITION ACTIVITIES. THE PERSON MAKING OR CAUSING AN EXCAVATION TO BE MADE SHALL PROVIDE WRITTEN NOTICE TO THE OWNERS OF ADJOINING BUILDINGS ADVISING THEM THAT THE EXCAVATION IS TO BE MADE AND THAT THE ADJOINING BUILDING SHOULD BE PROTECTED. SAID NOTIFICATION SHALL BE DELIVERED NOT LESS THAN 10 DAYS PRIOR TO THE SCHEDULED STARTING DATE OF THE EXCAVATION.
13. OWNER SHALL INSURE THAT THE INSURANCE PROVIDED BY THE CONTRACTOR HIRED TO PERFORM THE WORK SHALL BE ENDORSED TO NAME HUDSON ENGINEERING & CONSULTING, P.C., AND ANY DIRECTORS, OFFICERS, EMPLOYEES, SUBSIDIARIES, AND AFFILIATES, AS ADDITIONAL INSURED ON ALL POLICIES AND HOLD HARMLESS DOCUMENTS, AND SHALL STIPULATE THAT THIS INSURANCE IS PRIMARY, AND THAT ANY OTHER INSURANCE OR SELF-INSURANCE MAINTAINED BY HUDSON ENGINEERING & CONSULTING, P.C. SHALL BE EXCESS ONLY AND SHALL NOT BE CALLED UPON TO CONTRIBUTE WITH THIS INSURANCE. ISO ADDITIONAL INSURED ENDORSEMENT FORM NUMBER CG2010 1185 UNDER GL. COPIES OF THE INSURANCE POLICIES SHALL BE SUBMITTED TO HUDSON ENGINEERING & CONSULTING, P.C., FOR APPROVAL PRIOR TO THE SIGNING OF THE CONTRACT.
14. INDUSTRIAL CODE RULE 753: THE CONTRACTOR SHALL NOTIFY ALL UTILITY COMPANIES 72 HOURS PRIOR TO THE START OF HIS OPERATIONS AND SHALL COMPLY WITH ALL THE LATEST INDUSTRIAL CODE RULE 753 REGULATIONS.

LEGEND

- PROPERTY LINE
- PROPOSED CONCRETE CURB
- PROPOSED CONCRETE SIDEWALK
- PROPOSED STREET LIGHTING
- PROPOSED ROAD MARKINGS
- PROPOSED CONTOUR — 10
- PROPOSED SPOT GRADE +10.29
- PROPOSED STORM PIPE
- PROPOSED WATER SERVICE — WS
- PROPOSED SANITARY SEWER SERVICE — SS
- PROPOSED LIMIT OF DISTURBANCE

Approved by Village Consulting Engineer

Roberto Flores, P.E. May 29, 2024

EXISTING INFORMATION SHOWN HEREON PROVIDED BY RICHARD DOMATO LAND SURVEYOR DATED MARCH 5, 2021

GRAPHIC SCALE

20 0 10 20 40 80

(IN FEET)

1 inch = 20 ft.

CONTRACTOR SHALL CONTACT DESIGN ENGINEER TO SCHEDULE A SITE INSPECTION PRIOR TO BACKFILLING INFILTRATION/ATTENUATION SYSTEM(S). SHOULD THE CONTRACTOR BACKFILL PRIOR TO INSPECTION, THE CONTRACTOR SHALL EXPOSE THE SYSTEM AT THEIR OWN EXPENSE.

ANY ALTERATIONS OR REVISIONS OF THESE PLANS, UNLESS DONE BY OR UNDER THE DIRECTION OF THE NYS LICENSED AND REGISTERED ENGINEER THAT PREPARED THEM, IS A VIOLATION OF THE NYS EDUCATION LAW.

15.	PEARL ELEVATIONS	07/21/23
14.	BOH AS SUBMISSION COMMENTS	06/30/23
13.	REVISED PER PLANNING COMMENTS	06/27/23
12.	REVISED BUILDING ACCESS CONFIGURATION	06/26/23
11.	REVISED PER PLANNING CONSULTANT COMMENTS	06/15/23
10.	REVISED PER PLANNING CONSULTANT COMMENTS	06/12/23
9.	REVISED PER PLANNING CONSULTANT COMMENTS	06/07/23
8.	REVISED PER PLANNING CONSULTANT COMMENTS	05/31/23
7.	REVISED PER PLANNING CONSULTANT COMMENTS	05/22/23
6.	REVISED PER PLANNING CONSULTANT COMMENTS	05/17/23
5.	REVISED PER PLANNING CONSULTANT COMMENTS	05/02/23
4.	REVISED PER PLANNING CONSULTANT COMMENTS	04/19/23
3.	REVISED PER PLANNING CONSULTANT COMMENTS	03/27/23
2.	REVISED PER PLANNING CONSULTANT COMMENTS	11/14/22
1.	ISSUED FOR SITE PLAN REVIEW	10/31/22
No.	Revisions	Date

THIS PLAN NOT VALID FOR CONSTRUCTION WITHOUT ENGINEER'S SEAL & SIGNATURE

PROJECT:

PROPOSED MIXED-USE BUILDING
140-150 WESTCHESTER AVENUE
VILLAGE OF PORT CHESTER
WESTCHESTER COUNTY - NEW YORK

SITE LAYOUT/GRADING PLAN

HEC

HUDSON ENGINEERING & CONSULTING, P.C.
45 Knollwood Road - Suite 201
Elmsford, New York 10523
T: 914-909-2420
F: 914-380-2388

© 2021

Date: 10/31/22
Scale: 1" = 20'
Designed by: RF
Checked by: RF
Sheet No. C-3

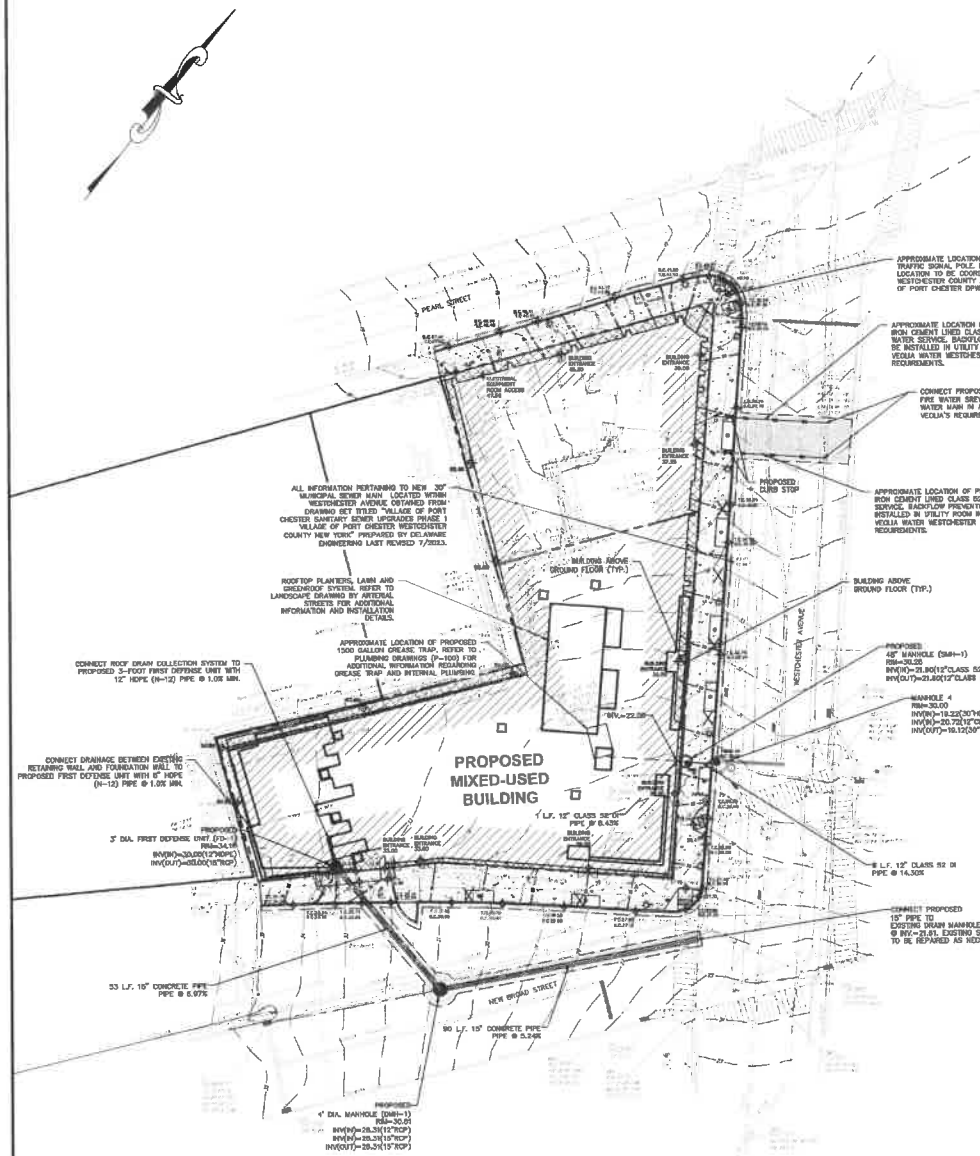

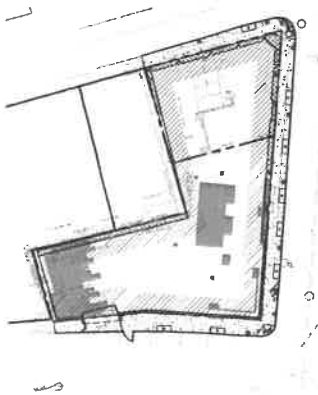

PROPOSED COVERAGE
IMPERVIOUS: 16,388 SF
PERVIOUS: 3,146 SF
TOTAL: 19,534 SF

GENERAL NOTES:

1. THE ENGINEER SHALL NOT BE RESPONSIBLE FOR THE SUPERVISION OF THE CONSTRUCTION.
2. NO CHANGES SHALL BE MADE TO THESE PLANS EXCEPT AS PER NYS LAW CHAPTER 907.
3. ALL WORK AND MATERIALS SHALL COMPLY WITH ALL APPLICABLE CODES, INCLUDING BUT NOT LIMITED TO ACI, AISC, ZONING, AND THE NEW YORK STATE BUILDING CODE.
4. ALL CONDITIONS, LOCATIONS AND DIMENSIONS SHALL BE FIELD VERIFIED AND THE ENGINEER SHALL BE IMMEDIATELY NOTIFIED OF ANY DISCREPANCIES.
5. ALL CHANGES MADE TO THE PLANS SHALL BE APPROVED BY THE ENGINEER AND ANY SUCH CHANGES SHALL BE FILED AS AMENDMENTS TO THE ORIGINAL BUILDING PERMIT.
6. THE CONTRACTOR SHALL SUPERVISE AND DIRECT THE WORK USING HIS BEST SKILL AND ATTENTION. HE SHALL BE SOLELY RESPONSIBLE FOR ALL CONSTRUCTION MEANS, METHODS, TECHNIQUES, SEQUENCES AND PROCEDURES AND FOR COORDINATING ALL PORTIONS OF THE WORK UNDER THE CONTRACT.
7. THE CONTRACTOR SHALL BE RESPONSIBLE TO THE OWNER FOR THE ACTS AND OMISSIONS OF HIS EMPLOYEES, SUBCONTRACTORS AND THEIR AGENTS AND EMPLOYEES, AND OTHER PERSONS PERFORMING ANY OF THE WORK UNDER A CONTACT WITH THE CONTRACTOR.
8. SAFETY DURING CONSTRUCTION SHALL BE THE RESPONSIBILITY OF THE CONTRACTOR AND SHALL CONFORM TO ALL LOCAL, STATE AND FEDERAL AGENCIES IN EFFECT DURING THE PERIOD OF CONSTRUCTION.
9. THE CONTRACTOR AND HIS SUBCONTRACTORS SHALL MAKE APPLICATION TO RECEIVE ALL NECESSARY PERMITS TO PERFORM THE WORK UNDER CONTRACT. THE CONTRACTOR AND HIS SUBCONTRACTORS SHALL BE LICENSED TO DO ALL WORK AS REQUIRED BY THE LOCAL COUNTY AND STATE AGENCIES WHICH MAY HAVE JURISDICTION OVER TRADE TRADES, AND SHALL PRESENT THE OWNER WITH COPIES OF ALL LICENSES AND INSURANCE CERTIFICATES.
10. FINAL GRADING AROUND THE BUILDING AREA SHALL SLOPE AWAY FROM THE STRUCTURE.
11. ALL WRITTEN DIMENSIONS ON THE DRAWINGS SHALL TAKE PRECEDENCE OVER ANY SCALED DIMENSIONS.
12. ADJOINING PUBLIC AND PRIVATE PROPERTY SHALL BE PROTECTED FROM DAMAGE DURING CONSTRUCTION, REMODELING AND DEMOLITION WORK. PROTECTION MUST BE PROVIDED FOR FOOTINGS, FOUNDATIONS, PARTY WALLS, CHIMNEYS, SKYLIGHTS AND ROOFS. PROVISIONS SHALL BE MADE TO CONTROL WATER RUNOFF AND EROSION DURING CONSTRUCTION OR DEMOLITION ACTIVITIES. THE PERSON MAKING OR CAUSING AN EXCAVATION TO BE MADE SHALL PROVIDE WRITTEN NOTICE TO THE OWNERS OF ADJOINING BUILDINGS ADVISING THEM THAT THE EXCAVATION IS TO BE MADE AND THAT THE ADJOINING BUILDING SHOULD BE PROTECTED. SAID NOTIFICATION SHALL BE DELIVERED NOT LESS THAN 10 DAYS PRIOR TO THE SCHEDULED STARTING DATE OF THE EXCAVATION.
13. OWNER SHALL INSURE THAT WHE INSURANCE PROVIDED BY THE CONTRACTOR HIRED TO PERFORM THE WORK SHALL BE ENDORSED TO NAME HUDSON ENGINEERING & CONSULTING, P.C., AND ANY DIRECTORS, OFFICERS, EMPLOYEES, SUBSIDIARIES, AND AFFILIATES, AS ADDITIONAL INSURED ON ALL POLICIES AND HOLD HARMLESS DOCUMENTS, AND SHALL STIPULATE THAT THIS INSURANCE IS PRIMARY, AND THAT ANY OTHER INSURANCE OR SELF-INSURANCE MAINTAINED BY HUDSON ENGINEERING & CONSULTING, P.C., SHALL BE EXCESS ONLY AND SHALL NOT BE CALLED UPON TO CONTRIBUTE WITH THIS INSURANCE. ISO ADDITIONAL INSURED ENDORSEMENT FORM NUMBER CG2010 1185 UNDER GL. COPIES OF THE INSURANCE POLICIES SHALL BE SUBMITTED TO HUDSON ENGINEERING & CONSULTING, P.C., FOR APPROVAL PRIOR TO THE SIGNING OF THE CONTRACT.
14. INDUSTRIAL CODE RULE 753: THE CONTRACTOR SHALL NOTIFY ALL UTILITY COMPANIES 72 HOURS PRIOR TO THE START OF HIS OPERATIONS AND SHALL COMPLY WITH ALL THE LATEST INDUSTRIAL CODE RULE 753 REGULATIONS.

WESTCHESTER COUNTY RIGHT-OF-WAY NOTES:

1. ALL CONSTRUCTION WITHIN THE WESTCHESTER COUNTY RIGHT-OF-WAY SHALL BE CONDUCTED IN ACCORDANCE WITH WCDPW REQUIREMENTS AND REGULATIONS. NO IMPROVEMENTS SHALL BE COMPLETED WITHIN THE RIGHT-OF-WAY WITHOUT PRIOR APPROVAL.
2. PLANS APPROVED FOR CONSTRUCTION BY WCDPW SHALL REMAIN ON-SITE FOR THE DURATION OF CONSTRUCTION WITHIN THE RIGHT-OF-WAY.

LEGEND

- PROPERTY LINE
- PROPOSED CONCRETE CURB
- PROPOSED CONCRETE SIDEWALK
- PERVIOUS AREA
- PROPOSED STREET LIGHTING
- PROPOSED ROAD MARKINGS
- PROPOSED CONTOUR (10)
- PROPOSED SPOT GRADE +10.20
- PROPOSED STORM PIPE
- PROPOSED WATER SERVICE (WS)
- PROPOSED SANITARY SEWER SERVICE (SS)
- PROPOSED LIMIT OF DISTURBANCE

Approved by Village Consulting Engineer

Roberto Flores, P.E. May 29, 2024

EXISTING INFORMATION SHOWN HEREON PROVIDED BY RICHARD DOMATO LAND SURVEYOR DATED MARCH 5, 2021

GRAPHIC SCALE
0 10 20 40 80
(IN FEET)
1 inch = 20 ft.

CONTRACTOR SHALL CONTACT DESIGN ENGINEER TO SCHEDULE A SITE INSPECTION PRIOR TO BACKFILLING INFILTRATION/ATTENUATION SYSTEM(S). SHOULD THE CONTRACTOR BACKFILL PRIOR TO INSPECTION, THE CONTRACTOR SHALL EXPOSE THE SYSTEM AT THEIR OWN EXPENSE.

ANY ALTERATIONS OR REVISIONS OF THESE PLANS, UNLESS DONE BY OR UNDER THE DIRECTION OF THE NYS LICENSED AND REGISTERED ENGINEER THAT PREPARED THEM, IS A VIOLATION OF THE NYS EDUCATION LAW.

No.	Description	Date
1	PLAN NOT VALID FOR CONSTRUCTION WITHOUT ENGINEER'S SEAL & SIGNATURE	05/29/24
2	REVISED PER VILLAGE COMMENTS	04/26/24
3	REVISED PER VILLAGE COMMENTS	04/15/24
4	REVISED PER SITE PLAN LAYOUT	03/18/24
5	REVISED PER VILLAGE COMMENTS	01/26/24
6	REVISED PER VILLAGE COMMENTS	11/09/23
7	REVISED PER SITE PLAN CHANGES	09/19/23
8	REVISED PER VILLAGE COMMENTS	07/17/23
9	PLANNING BOARD SUBMISSION	06/14/23
10	ZBA SUBMISSION	05/31/23
11	PERMIT SUBMISSION	05/17/23

PROJECT:
PROPOSED MIXED-USE BUILDING
140-150 WESTCHESTER AVENUE
VILLAGE OF PORT CHESTER
WESTCHESTER COUNTY - NEW YORK
STORMWATER MANAGEMENT & UTILITY PLAN

HUDSON ENGINEERING & CONSULTING, P.C.
49 Knollwood Road, Suite 201
Elmsford, New York 10523
T: 914-909-0420
F: 914-560-2086
©2021

STATE OF NEW YORK — ROBERTO FLORES — 090302 — LICENSED PROFESSIONAL ENGINEER

Date: 05/29/24
Designed By: RF
Drawn By: RF
Checked By: RF
Project No. 4
Sheet No. C-4

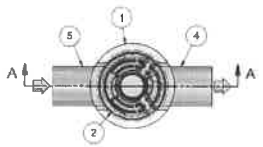

PLAN VIEW

HYDRO FRAME AND COVER (INCLUDED)
GRADE RINGS BY OTHERS AS REQUIRED

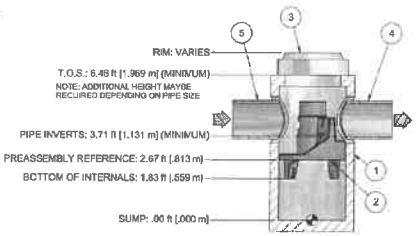

SECTION A-A

PROJECTION

IF IN DOUBT ASK

1. MANHOLE WALL AND SLAB THICKNESSES ARE NOT TO SCALE.
2. CONTACT HYDRO INTERNATIONAL FOR A BOTTOM OF STRUCTURE ELEVATION PRIOR TO SETTING FIRST DEFENSE MANHOLE.
3. CONTRACTOR TO CONFIRM RIM, PIPE INVERTS, PIPE DIA, AND PIPE ORIENTATION PRIOR TO RELEASE OF UNIT TO FABRICATION.

DATE	SCALE
12/7/2019	1:30
DRAWN BY: ER	CHECKED BY: MRJ
QA:	APPROVED BY:

3-ft DIAMETER

FIRST DEFENSE HIGH CAPACITY

GENERAL ARRANGEMENT

Hydro International
hydro-int.com
HYDRO INTERNATIONAL

DO NOT SCALE DRAWING
REFER TO APPLICATION DRAWINGS FOR UNITS WITH ADDITIONAL INTERNAL COMPONENTS

LARGE	REGULAR
900 – 2134 = 1.00 dia	600 – 1200 = 1.0
600 – 1524 = 1.00 dia	1.20 – 600 = 1.000
450 – 1067 = 1.00 dia	below 1.000 = 1.00
1800 – 3994 = 2.00 dia	
1200 – 2994 = 2.00 dia	

DRAWING NO.	SHEET
N/A	

STOCK #	SUBSET

DRAWING NO.
FDHC GA-3

UNIT SIZE	SHEET
B	1 OF 1

Rev.
–

PRODUCT SPECIFICATION:

1. PEAK HYDRAULIC FLOW: 15.0 cfs (424 l/s)
2. MIN SEDIMENT STORAGE CAPACITY: 0.4 cu. yd. (0.3 cu. m.)
3. OIL STORAGE CAPACITY: 125 gal. (473 liters)
4. MAXIMUM INLET/OUTLET PIPE DIAMETERS: 18 in. (450 mm)
5. THE TREATMENT SYSTEM SHALL USE AN INDUCED VORTEX TO SEPARATE POLLUTANTS FROM STORMWATER RUNOFF.
6. NJCAT VERIFIED FOR GREATER THAN 85% TSS AT 1.06 cfs (29.9 l/s) FOR OK 110 (50-150 MICRONS)
7. NJCAT VERIFIED FOR GREATER THAN 80% TSS AT 0.85 cfs (24.0 l/s) FOR DOWN TO 50 MICRONS (50-1,000 MICRONS)

GENERAL NOTES:

1. General Arrangement drawings only. Contact Hydro International for site specific drawings.
2. The diameter of the inlet and outlet pipes may be no more than 18".
3. Multiple inlet pipes possible (refer to project plan).
4. Inlet/outlet pipe angle can vary to align with drainage network (refer to project plan.s)
5. Peak flow rate and minimum height limited by available cover and pipe diameter.
6. Larger sediment storage capacity may be provided with a deeper sump depth.

PARTS LIST

ITEM	QTY	SIZE (in)	SIZE (mm)	DESCRIPTION
1	1	36	900	I.D. PRECAST MANHOLE
2	1			INTERNAL COMPONENTS (PRE-INSTALLED)
3	1	30	750	FRAME AND COVER (ROUND)
4	1	18 (MAX)	450 (MAX)	OUTLET PIPE (BY OTHERS)
5	1	18 (MAX)	450 (MAX)	INLET PIPE (BY OTHERS)

ANY ALTERATIONS OR REVISIONS OF THESE PLANS, UNLESS DONE BY OR UNDER THE DIRECTION OF THE NYS LICENSED AND REGISTERED ENGINEER THAT PREPARED THEM, IS A VIOLATION OF THE NYS EDUCATION LAW.

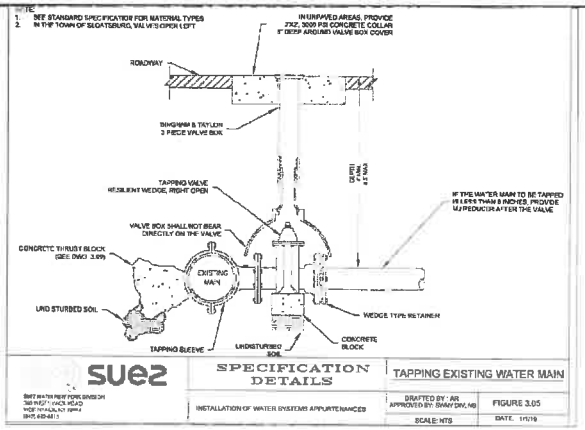

SUEZ

SPECIFICATION DETAILS

TAPPING EXISTING WATER MAIN

INSTALLATION OF WATER SYSTEMS APPURTENANCES

DRAFTED BY: AR
APPROVED BY: SHAY DIVLNS

FIGURE 3.05

SCALE: NTS

DATE: 1/1/19

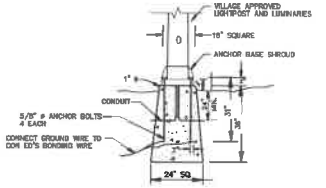

STREETLIGHT BASE DETAIL

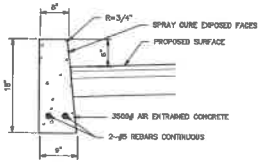

NOTE:
EXPANSION JOINTS TO BE INSTALLED EVERY 10 FEET.

CONCRETE CURB

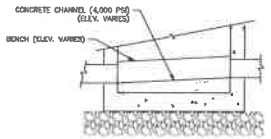

SECTION A-A'

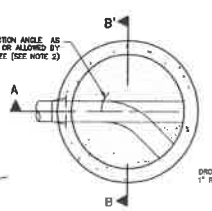

PLAN

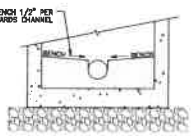

SECTION B-B'

NOTES:

1. SLOPE CHANNEL DOWN 0.10 FEET FROM INLET TO OUTLET.
2. MAKE CHANGES IN FLOW DIRECTION BY CIRCULAR CHANNEL CONSTRUCTION WITH MAXIMUM RADIUS POSSIBLE.
3. FOR DEAD-END MANHOLES, BUILD CHANNEL AS DIRECTED BY ENGINEER.

FORMED INVERT CHANNEL FOR SEWER MANHOLES

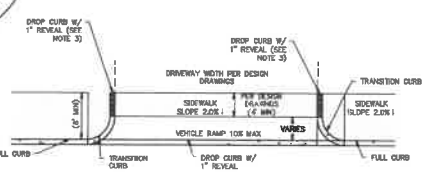

DRIVEWAY APRON DETAIL

RAMP CONSTRUCTION NOTES:

1. ALL RAMPS AND SIDEWALK SPECIFICATIONS TO BE IN ACCORDANCE WITH NYS BUILDING CODE, LOCAL CODES, AND TO COMPLY WITH A.D.A CODE REGULATIONS.
2. MAXIMUM SLOPE OF RAMPS NOT TO EXCEED 1:12 AND 4:50 CROSS SLOPE.
3. DROP CURB ONLY TO BE INSTALLED WHERE RAMP IS REQUIRED ADJACENT TO DRIVEWAY APRON. WHERE NO RAMP IS REQUIRED, CURB SHALL NOT BE INSTALLED AND CONCRETE SIDEWALK SHALL CONNECT DIRECTLY TO APRON.
4. CONTRACTOR TO PROVIDE A STABLE, FIRM, SLIP RESISTANT SURFACE, FREE OF PONDING AND ICE CORNERS.
5. IF A LANDING HAS TO BE INCORPORATED IN RAMPS THE MAXIMUM VERTICAL RISE BETWEEN A LANDING OR RESTING SPACE SHALL NOT BE GREATER THAN 30 INCHES.
6. ALL CONCRETE REQUIRED FOR THE NEW CONCRETE CURBS AND SIDEWALKS SHALL HAVE A MINIMUM COMPRESSIVE STRENGTH OF FC = 4,000 PSI AT 28 DAYS.
7. CONCRETE SIDEWALK THICKNESS SHALL BE 5" TYPICAL AND 7" THICK AT DRIVEWAYS
8. ALL STEEL REINFORCING SHALL HAVE A MINIMUM YIELD STRENGTH OF 60,000 PSI.
9. WIRE FABRIC REINFORCEMENT FOR THE CONCRETE SIDEWALK SHALL CONFORM TO THE REQUIREMENTS OF ASTM A185 AND SHALL BE WELDED W2.9XW2.9, 6"x6" MESH.
10. PREMOLDED BITUMINOUS JOINT FILLER SHALL BE IN ACCORDANCE WITH APPLICABLE SUBSECTIONS OF NEW YORK STATE DEPARTMENT OF TRANSPORTATION SPECIFICATION SECTION 705-02.1-E. JOINT FILLER SHALL CONFORM TO AASHTO M153 AND BE MIN. 3/8" THICK BY FULL DEPTH OF THE CONCRETE SIDEWALK PLACED AT MAX. 20' O.C.
11. THE CONTRACTOR SHALL APPLY (2) TWO COATS OF ANTI-SPALLING COMPOUND TO THE NEW CONCRETE SIDEWALK AND CURBS. AT THE CONTRACTOR'S OPTION, ONE OF THE FOLLOWING DESCRIBED COMPOUNDS OR APPROVED EQUAL SHALL BE APPLIED IN ACCORDANCE WITH THE MANUFACTURER'S DIRECTIONS:
    11.a. SILICONE ANTI-SPALLING COMPOUND - AN UNCOLUTED MATERIAL CONSISTING OF A COLORED SODIUM METHYL SILICONATE MEETING THE FOLLOWING SPECIFICATIONS:
        11.a.1. TOTAL SOLIDS 25% MINIMUM
        11.a.2. NAOH NOT LESS THAN 3%, NOT MORE THAN 10.5%
        11.a.3. SILICONE SOLIDS NOT LESS THAN 18.5%, NOT MORE THAN 21%
        11.a.4. COLOR NOT LIGHTER THAN G.E. (SC-50)(PHENOLPHTHALEIN) NO. 81565
    11.b. GUARD SHIELD - AS MANUFACTURED BY: GUARD BUILDING MATERIALS, INC. HASTINGS-ON-HUDSON, NEW YORK
    11.c. SIKAGARD CURE/HARD - AS MANUFACTURED BY: SIKA CHEMICAL CORP., LYNDHURST, NEW JERSEY



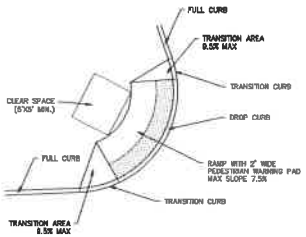

PEDESTRIAN RAMP

Approved by Village Consulting Engineer

Roberto Flores, P.E. May 29, 2024

CONNECTION TO MH-4

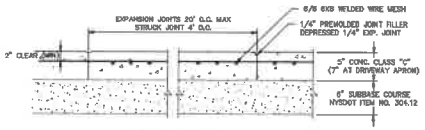

CONCRETE WALK

NOTE:
1. CONCRETE SHALL BE 7" AT ALL DRIVEWAY APRONS.

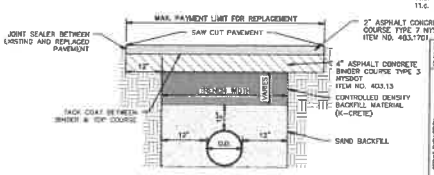

TRENCH RESTORATION

No.	Date	Revised
1	07/12/22	REVISED PER PLANNING BOARD LAND CONSULTANT COMMENTS
2	10/26/22	REVISED PER PLANNING BOARD LAND CONSULTANT COMMENTS
3	09/25/23	REVISED PER PLANNING BOARD LAND CONSULTANT COMMENTS
4	11/28/23	REVISED PER PLANNING BOARD LAND CONSULTANT COMMENTS
5	11/28/23	REVISED PER SITE PLAN

Drawn by: Author

THIS PLAN NOT VALID FOR CONSTRUCTION WITHOUT ENGINEER'S SEAL & SIGNATURE

PROJECT:
PROPOSED MIXED-USE BUILDING
140-150 WESTCHESTER AVENUE
VILLAGE OF PORT CHESTER
WESTCHESTER COUNTY - NEW YORK

DETAILS

HEC

HUDSON ENGINEERING & CONSULTING, P.C.
45 Knollwood Road - Suite 201
Elmsford, New York 10523
T: 914-909-0420
F: 914-909-2099

© 2021

Date	05/29/24
Scale	As Noted
Designed By	MJ
Checked By	MJ

Sheet No.
C-5

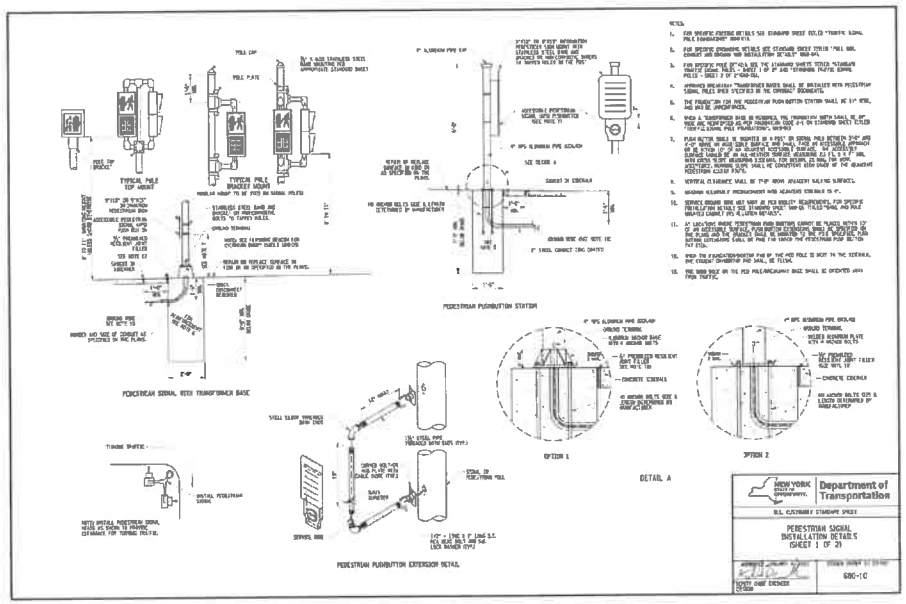

NOTES:

1. FOR SPECIFIC EXISTING DETAILS SEE STANDARD SHEET ENTITLED "TRAFFIC SIGNAL POLE ENHANCEMENT" 680-15.
2. FOR SPECIFIC DESIGNING DETAILS SEE STANDARD SHEET ENTITLED "POLE BASE, CONDUIT AND GROUNDING INSTALLATION DETAILS" 680-04.
3. FOR SPECIFIC POLE DETAILS SEE THE STANDARD SHEETS ENTITLED "ALUMINUM TAPERED (6"mm) POLES - SHEET 1 OF 2" AND "ALUMINUM TAPERED SIGNAL POLES - SHEET 2 OF 2" 680-16A.
4. APPROACH SPEED NOTE: "TRANSFORMER BASES SHALL BE INSTALLED WITH PEDESTRIAN SIGNAL POLES WHEN SPECIFIED ON THE CONTRACT DOCUMENTS."
5. THE PUSHBUTTON FOR THE PEDESTRIAN PUSH-BUTTON STATION SHALL BE 2" STEEL, AND 2½ O.D. UNDERTHREAD.
6. WHEN A TRANSFORMER BASE IS REQUIRED, THE FOUNDATION WIDTH SHALL BE 24" WHERE ONE PEDESTRIAN OR POLE MOUNTED LOAD 24 OR STANDARD SHEET ENTITLED "TRAFFIC SIGNAL POLE FOUNDATIONS", 680-01.
7. PUSH BUTTON SHALL BE MOUNTED AT A HEIGHT OF 3'6" ON SIGNAL POLE BETWEEN 3'6" AND 4'-0" ABOVE THE SIDE WALK SURFACE AND SHALL FACE IN A DIRECTION APPROACH TO BE SERVED. THE PUSH BUTTON SHALL BE LOCATED WITHIN 5'-0" OF THE CURB LINE AND SHALL BE AT AN ANGLE OF APPROXIMATELY 45° TO THE CURB LINE. WHERE CURB RADIUS EXCEEDS 3.00 MAX. FOR DESIGN, 25 MIN. FOR WORK ASSISTANCE, MINIMUM CLEAR WALK OF CONSTANT WIDTH SHALL BE PROVIDED AT THE ADJACENT PEDESTRIAN CLEAR SPACE.
8. VERTICAL CLEARANCE SHALL BE 7'-0" FROM ADJACENT WALKING SURFACE.
9. MINIMUM ALUMINUM PEDESTAL POLE WITH ACCESS STANDARD IS 9".
10. SERVICE GROUND ROD MAY VARY AS PER UTILITY REQUIREMENTS. FOR SPECIFIC INSTALLATION DETAILS SEE STANDARD SHEET "680-04 TYPICAL SIGNAL AND POLE GROUNDING CONNECTIONS ALUMINUM POLES".
11. AT LOCATIONS WHERE PEDESTRIAN PUSH BUTTONS CANNOT BE PLACED WITHIN 12" OF AN ACCESSIBLE SURFACE, PUSH BUTTON EXTENSIONS, SHALL BE SPECIFIED ON THE PLANS AND THE PUSHBUTTONS SHALL BE MARKED TO THE POLE WHERE THE PUSH BUTTONS EXTENSIONS SHALL BE PLACED FOR LOCATE THE PEDESTRIAN PUSH BUTTON PAY ITEM.
12. WHEN THE FOUNDATION/ADAPTER PIPE OF THE MAST POLE IS NOT IN THE SIDEWALK, SAID FOUNDATION/ADAPTER PIPE SHALL BE PAINTED.
13. THE HAND HOLE OF THE POLE/ARM/SIGNAL BASE SHALL BE ORIENTED AWAY FROM TRAFFIC.

NEW YORK STATE DEPARTMENT OF TRANSPORTATION — Department of Transportation

U.S. CUSTOMARY STANDARD SHEET

PEDESTRIAN SIGNAL INSTALLATION DETAILS (SHEET 1 OF 2)

680-10

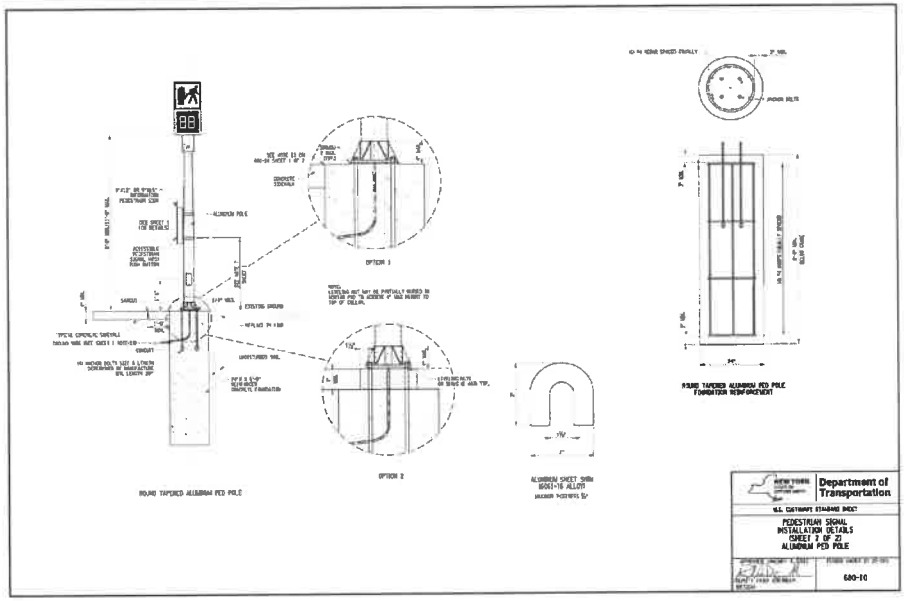

NEW YORK STATE DEPARTMENT OF TRANSPORTATION — Department of Transportation

U.S. CUSTOMARY STANDARD SHEET

PEDESTRIAN SIGNAL INSTALLATION DETAILS (SHEET 1 OF 2) ALUMINUM PED POLE

680-10

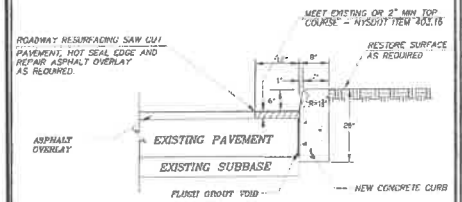

CONCRETE CURB

COUNTY OF WESTCHESTER
DEPARTMENT OF PUBLIC WORKS
DIVISION OF ROAD MAINTENANCE

10/29/08

W206W ROADWAY STANDARD DETAILS
CONCRETE CURB DETAIL
WESTCHESTER COUNTY, NY

N.T.S.

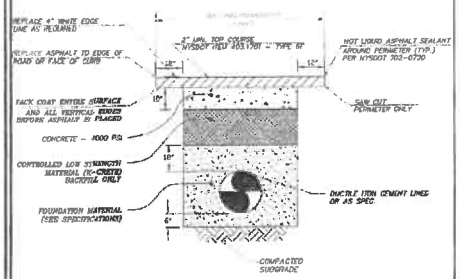

PERMENANT CONCRETE PAVEMENT REPLACEMENT WITH ASPHALT OVERLAY

COUNTY OF WESTCHESTER
DEPARTMENT OF PUBLIC WORKS
DIVISION OF ROAD MAINTENANCE

10/29/08

W209W ROADWAY STANDARD DETAILS
CONCRETE PAVEMENT WITH ASPHALT OVERLAY DETAILS
WESTCHESTER COUNTY, NY

N.T.S.

Approved by Village Consulting Engineer

Roberto Flores

Roberto Flores, P.E. May 29, 2024

1	10/17/23	PER PLAN REVIEW COMMENTS
2	10/30/23	PER PLAN REVIEW COMMENTS
3	10/30/23	PER PLAN REVIEW COMMENTS
4	10/30/23	PER PLAN REVIEW COMMENTS
No.		Description

PROJECT:

PROPOSED MIXED-USE BUILDING
140-150 WESTCHESTER AVENUE
VILLAGE OF PORT CHESTER
WESTCHESTER COUNTY - NEW YORK

DETAILS

STATE OF NEW YORK — LICENSED PROFESSIONAL ENGINEER — No. 69927

HUDSON ENGINEERING & CONSULTING, P.C.
45 Knollwood Road - Suite 201
Elmsford, New York 10523
P: 914-909-0430
F: 914-580-2288
© 2021

Sheet No.
C-6

ANY ALTERATIONS OR REVISIONS OF THESE PLANS, UNLESS DONE BY OR UNDER THE DIRECTION OF THE NYS LICENSED AND REGISTERED ENGINEER THAT PREPARED THEM, IS A VIOLATION OF THE NYS EDUCATION LAW.

AREA OF TAX LOT 17= 6,181.40 Sq. Ft. - 0.142 Acre
AREA OF TAX LOT 65= 13,354.04 Sq. Ft. - 0.306 Acre

TOTAL AREA= 19,535.44 Sq. Ft. - 0.448 Acre

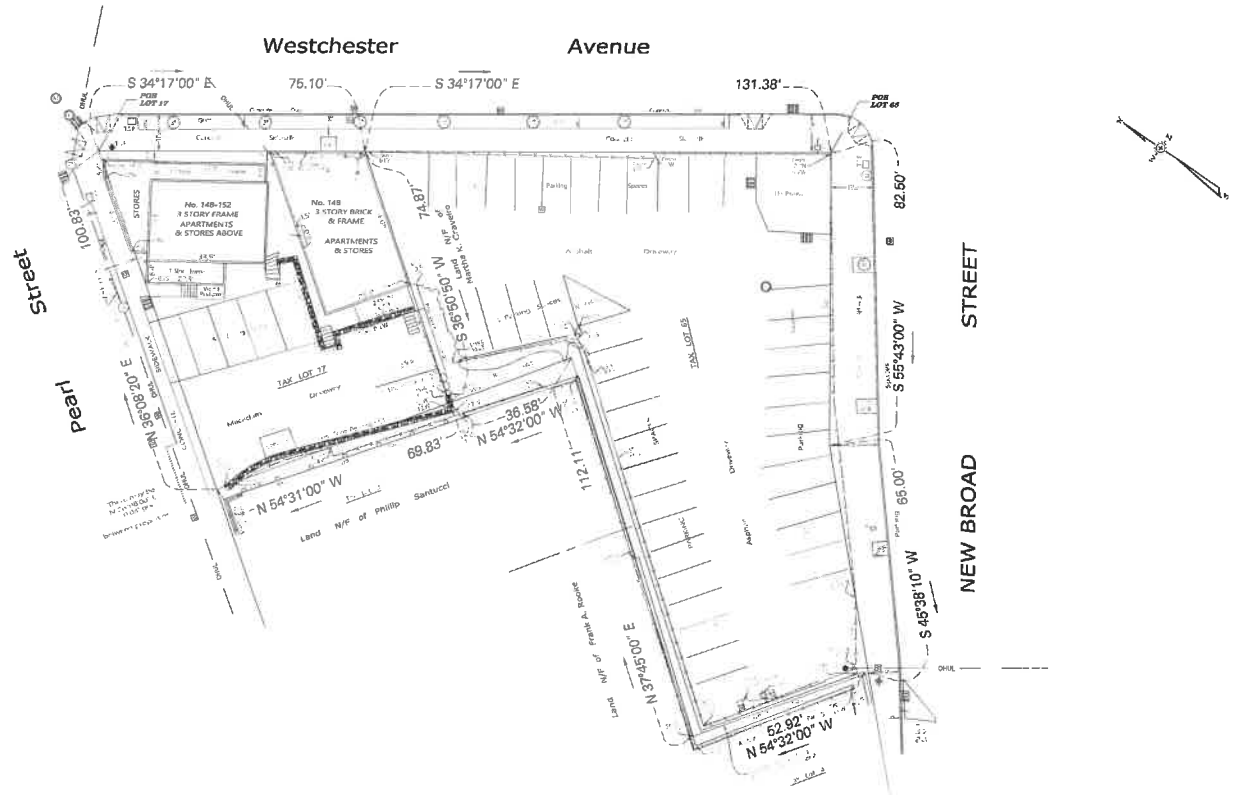

ALLI SURVEYING P.C.

RECORDS OF FRANK E. TOMLE & SON, INC. TO NARWOOD SURVEYING
ARISTOTLE BOURNAPUS PC

NOTICE: © 2023 Alli Surveying P.C. All Rights Reserved

Reproduction or copying of this document may be a violation of copyright law unless permission of the author and / or copyright holder is obtained.

Unauthorized alteration or addition to a survey map bearing a licensed land surveyor's seal is a violation of section 7209, sub-division 2, of the New York State Education Law.

It is a violation of the State Education Law for any person, unless acting under the direction of a licensed land surveyor, to alter an item in any way." The altering of a boundary or title survey should only be prepared for a specific purpose named in the alteration. Any re-survey map bearing a new date should conform to the requirements of a new survey.

PROJECT No.:	AW1746
CAD DWG FILE:	140_SURVEY_AW1746_140 Westchester Avenue
DRAWN BY:	HV
CHECKED BY:	DWR

PROFESSIONAL SEAL:

PRELIMINARY SURVEY

RAMZAN ALLI, LS No. 050457
STATE OF NEW YORK

A copy of this document without a proper application of the surveyor's inked or embossed seal should be assumed to be an unauthorized copy.

Property Address:
140 and 148-150
Westchester Avenue
Village of Port Chester
Town of Rye
County of Westchester
State of New York

Tax Designation:
District: -
Section: 142.30
Block: 2
Lot: 17 & 65

SCALE:
0' 15' 30' 45'
Original Scale: 1"=15'

MARK	DATE	DESCRIPTION
	May 23, 2023	DATE OF SURVEY

SHEET TITLE:
AS-BUILT SURVEY

This property is subject to an environmental easement held by the New York State Department of Environmental Conservation pursuant to Title 36 of Article 71 of the New York Environmental Conservation Law.

The engineering and institutional controls for this Easement are set forth in more detail in the Site Management Plan (SMP). A copy of the SMP must be obtained by any party with an interest in the property. The SMP can be obtained from NYS Department of Environmental Conservation, Division of Environmental Remediation, Site Control Section, 625 Broadway, Albany, NY 12233 or at derweb@dec.ny.gov.

RECORD DESCRIPTION

Block: 2 : Lot: 17

ALL that certain plot, piece or parcel of land, situate, lying and being in the Village of Port Chester, Town of Rye, County of Westchester and State of New York, which said parcel is bounded and described as follows:

BEGINNING at a point formed by the intersection of the southerly side of Westchester Avenue with the easterly side of Pearl Street;

THENCE along the southerly side of Westchester Avenue South 34 degrees 17 minutes East 75.10 feet to land now or formerly of Martha K. Crawdior;

THENCE along the dividing line between premises herein described and land of Crawdior South 36 degrees 08 minutes 20 seconds West 74.87 feet to land now or formerly of Phillip Santucci;

THENCE along the dividing line between premises herein described and land of Santucci North 54 degrees 31 minutes West 69.83 feet to the easterly side of Pearl Street;

THENCE along the easterly side of Pearl Street North 36 degrees 08 minutes 20 seconds East 100.83 feet to the place of BEGINNING.

Block: 2 : Lot: 65

ALL THAT certain plot, piece or parcel of land situate, lying and being the Village of Port Chester, Town of Rye, County of Westchester and State of New York, being and intended to be the lands described in a deed from Cullenlux Property Corporation to Hub II Property Corp. recorded in the Westchester County Clerk's Office on August 14 1995 as Deed Liber 11220 at Page 118 and a deed from El Tio II Inc. to Hub II Property Corp. recorded in the Westchester County Clerk's Office on December 13, 2006 as deed Control No. 460930630 and being more particularly bounded and described as follows:

BEGINNING at a point along the southwesterly line of Westchester Avenue at the point of intersection with the northwesterly line of New Broad Street;

THENCE along said northwesterly line of New Broad Street, South 55 degrees 43 minutes 00 seconds West, 82.50 feet and South 45 degrees 38 minutes 10 seconds West, 65.00 feet to its points of intersection with the southwesterly line of Lot 1 as shown on a map titled "Map of Property on Westchester Ave. and Pearl St." Prepared by J.A. Kirby & Son dated January 1906 and filed March 15, 1906 in the Westchester County Clerk's Office as Map No. Vol 21 at Page 212

THENCE along said southwesterly line of Lot 1, North 54 degrees 32 minutes 00 seconds West, 52.92 feet to a point;

THENCE through said Lot 1 and in part along the northeasterly line of said Lot 1, North 37 degrees 45 minutes 00 seconds East 112.11 feet to its point of intersection with the northerly line of lands formerly of Frank A. Rooke;

THENCE along said line, North 54 degrees 32 minutes 00 seconds West, 36.88 feet to its point of intersection with the southwesterly line of lands formerly of Mary A. O'Neil;

THENCE along said line, North 36 degrees 51 minutes 00 seconds East, 74.87 feet to the aforesaid southwesterly line of Westchester Avenue;

THENCE along said southwesterly line of Westchester Avenue, South 34 degrees 17 minutes 00 seconds East 131.38 feet to the Point of BEGINNING.

GENERAL NOTES:

1. This is to certify that there are no visible streams or natural water courses in the property as shown on this survey.

Approved by Village Consulting Engineer

Roberto Flores, P.E. May 29, 2024

LEGEND

Village of Port Chester
Building Department
222 Grace Church Street, Room 100 Port Chester, New York 10573
Phone: 914-939-5203

Building Permit

BUILDING PERMIT: BLD-23-00773
EXPIRATION DATE: 06/24/2025
STREET ADDRESS: 146 Westchester Ave
TAX MAP: 142.30-2-70

USE CLASSIFICATION: Land
CONSTRUCTION CLASSIFICATION: N/A
NUMBER OF STORIES: N/A
ASSEMBLY OCCUPANT LOAD: N/A
NYS VARIANCE PETITION: #N/A
FLOODPLAIN ZONE: N/A
ZONING DISTRICT: CD-6
ZONING USE: Vacant Land
SITE PLAN: N/A
SPECIAL EXCEPTION: N/A
ZBA VARIANCE: N/A
DWELLING UNITS: #0

Description of Work: Soil remediation and support of Public Sidewalk.

Owner:
Port Chester OZ Fund III QOZB LLC
359 Springfield Avenue
Summit, New Jersey 07901
Phone: (845) 863-9548

Agent:
Kyle Lott
359 Springfield Avenue
Summit, New Jersey 07901
Phone: (845) 863-9548

Contractor:
Kings Capital Construction Group
660 White Plains Road Tarrytown,
New York 10591 Phone: (914)
345-6799

Conditions of Permit: Schedule periodic site inspections, soil and erosion contraol and sidewalk support with the Village Engineer.

Cost of Construction: **2750000.00**

Total Fees Assessed: **55,400.00**

Renewal Fees

Amendment Fees

Any false statements, information, plans or specifications submitted in support of this permit are punishable as a Class A misdemeanor. Further that upon discovery that any false statements, information, plans or specifications submitted in support of this permit are illegal and subject to legal action and this permit may be revoked.

All work shall be performed in accordance with the construction documents which were submitted with and accepted as part of this application for permit. I understand that as the owner, agent and permit holder, I shall immediately notify the Building Inspector of any changes occurring during the course of work and further understand that if the Building Inspector determines that such change warrant a new or amended permit or plans, such changes shall not be made until and unless a new or amended permit reflecting such changes is issued. I agree not to occupy this building/structure until a certificate has been issued for the same upon completion of the description thereof in compliance herewith.

Kevin Donahue
ASSISTANT/BUILDING INSPECTOR

Issued Date: 06/24/2024

Village of Port Chester
Building Department

222 Grace Church Street, Room 100 Port Chester, New York 10573

Phone: 914-939-5203

Building Permit

BUILDING PERMIT: BLD-23-00932

EXPIRATION DATE: 09/27/2025

STREET ADDRESS: 146 Westchester Ave

TAX MAP: 142.30-2-70

USE CLASSIFICATION: R-2

CONSTRUCTION CLASSIFICATION: I-A

NUMBER OF STORIES: 12

ASSEMBLY OCCUPANT LOAD: N/A

NYS VARIANCE PETITION: #N/A

FLOODPLAIN ZONE: No

ZONING DISTRICT: CD-6

ZONING USE: Multi-Family Dwelling

SITE PLAN: 2021-0220

SPECIAL EXCEPTION: N/A

ZBA VARIANCE: N/A

DWELLING UNITS: #223

Description of Work: New Construction of a 12 Story Building over parking with 223 dwelling units and commercial shell space.

Owner:
Port Chester OZ Fund III QOZB, LLC
359 Springfield Ave
Summit, NJ 07901
Phone: (845) 863-9548

Agent:
Saxum Real Estate
359 Springfield Ave
Summit, NJ 07901
Phone: (845) 863-9548

Contractor:
KL Masters Construction
7700 Canal St, Suite 43A
Stamford, CT 06902
Phone: (973) 879-7969

Conditions of Permit: . All on-site storm water facilities shall be inspected prior back-fill. Construction Cranes, Hoists and Elevators require separate permits. Building Systems including mechanical, elevator, plumbing, electrical, low voltage, Emergency Responder Radio Coverage, fire protection systems and equipment require separate sub-permits as applicable.

Cost of Construction: **38128700.00**

Total Fees Assessed: **580,528.00**

Renewal Fees

Amendment Fees

Any false statements, information, plans or specifications submitted in support of this permit are punishable as a Class A misdemeanor. Further that upon discovery that any false statements, information, plans or specifications submitted in support of this permit are illegal and subject to legal action and this permit may be revoked.

All work shall be performed in accordance with the construction documents which were submitted with and accepted as part of this application for permit. I understand that as the owner, agent and permit holder, I shall immediately notify the Building Inspector of any changes occurring during the course of work and further understand that if the Building Inspector determines that such change warrant a new or amended permit or plans, such changes shall not be made until and unless a new or amended permit reflecting such changes is issued. I agree not to occupy this building/structure until a certificate has been issued for the same upon completion of the description thereof in compliance herewith.

Kevin Donahue

ASSISTANT/BUILDING INSPECTOR

Issued Date: 09/27/2024

Village of Port Chester
Building Department
222 Grace Church Street, Room 100 Port Chester, New York 10573

CERTIFICATE OF COMPLIANCE

BUILDING PERMIT:	**BLD-23-00418**	**TAX MAP:**	**142.30-2-17**
STREET ADDRESS:	**148 -150 Westchester Ave**	**Expires:**	**N/A**

THE WORK AUTHORIZED BY THE REFERENCED PERMIT AT THE TIME OF INSPECTION WAS FOUND TO BE IN COMPLIANCE WITH THE NEW YORK STATE UNIFORM FIRE PREVENTION AND BUILDING CODE AND THE CODE OF THE VILLAGE OF PORT CHESTER AS SHOWN ON THE PLANS AND SPECIFICATIONS ON FILE. PERMISSION IS HEREBY GRANTED TO USE AND/OR OPERATE A BUILDING SYSTEMS, FIRE PROTECTION EQUIPMENT AND SYSTEMS OR COMPONENT, AND/OR OCCUPY A BUILDING, STRUCTURE, OR PORTION THEREOF AS HEREIN STATED ON THIS CERTIFICATE;

PERMISSION IS HEREBY GRANTED TO USE OR OCCUPY AS STATED:

USE CLASSIFICATION: M	**CONSTRUCTION CLASSIFICATION: V-B**
NUMBER OF STORIES: 3	**ASSEMBLY OCCUPANT LOAD: N/A**
NYS VARIANCE PETITION: #N/A	**FLOODPLAIN ZONE: No**
ZONING DISTRICT: CD-6	**ZONING USE: Mix Use, provide description**
SITE PLAN: N/A	**SPECIAL EXCEPTION: N/A**
ZBA VARIANCE: N/A	**DWELLING UNITS: N/A**

THE FOLLOWING USES ARE AUTHORIZED: (additional notes)

Complete demolition of two 3 Story Buildings and a 1 Story Building.

No changes in the nature or intensity of the use of this building/structure/property or portion thereof is authorized without the approval of the Village of Port Chester. Any false statements, information, plans or specifications submitted in support of this certificate are illegal and punishable as a Class A misdemeanor. Further that upon discovery that any false statements, information, plans or specifications were submitted in support of this certificate are subject to legal action and this certificate may be revoked.

Kevin Donahue
ASSISTANT/BUILDING INSPECTOR

08/13/2024
ISSUE DATE

FEDERAL

PROPERTY MAINTENANCE CORP.
40 Crystal Street – Harrison, NY 10528
Tele: 914-490-4416
Federalpmc@aol.com

COMPLETION OF WORK

FDL Management
17 Cliff Street
New Rochelle, NY 10801

April 28, 2023

Attn: Dawn Randazzo

Project Location: Portchester OZ Fund III
148 – 150 Westchester Avenue
Portchester, NY 10573

Dear Ms. Randazzo

Federal Property Maintenance Corp, has completed the removal and disposal of asbestos building materials from the above project locations in accordance with the NYS DOL Regulation part 56 – 11 pre abatement for demolition.

Employees:

All work was performed by New York State DOL (code rule 56) certified and trained asbestos handlers in the proper handling of asbestos containing building products. All workers are trained and fit tested in the proper use of a HEPA filtered respirator, workers utilize full personal protective equipment (Tyvek suites, gloves, hardhat, boots and glasses) for above completed work.

Disposal:

All asbestos waste was disposed of at a certified EPA waste disposal facility

Thank you

Richard Efferen President
Federal Property Maintenance Corp.

WE ARE YOUR DOL

NEW YORK STATE | Department of Labor

DIVISION OF SAFETY & HEALTH LICENSE AND CERTIFICATE UNIT, STATE OFFICE CAMPUS, BLDG. 12, ALBANY, NY 12226

ASBESTOS HANDLING LICENSE

Federal Property Maintenance Corp.
P.O. Box 366, New Rochelle, NY, 10802

License Number: 58926
License Class: FULL
Date of Issue: 01/24/2023
Expiration Date: 01/31/2024
Duly Authorized Representative: Richard Efferen

This license has been issued in accordance with applicable provisions of Article 30 of the Labor Law of New York State and of the New York State Codes, Rules and Regulations (12 NYCRR Part 56). It is subject to suspension or revocation for a (1) serious violation of state, federal or local laws with regard to the conduct of an asbestos project, or (2) demonstrated lack of responsibility in the conduct of any job involving asbestos or asbestos material.

This license is valid only for the contractor named above and this license or a photocopy must be prominently displayed at the asbestos project worksite. This license verifies that all persons employed by the licensee on an asbestos project in New York State have been issued an Asbestos Certificate, appropriate for the type of work they perform, by the New York State Department of Labor.

Amy Phillips, Director
For the Commissioner of Labor

SH 432 (12/21)

NYC DEP ASBESTOS CONTROL PROGRAM
ASBESTOS CERTIFICATE



EFFEREN,
RICHARD
SUPERVISOR
107896

EXPIRES: 11/14/2023
DOB:11/14/1957 M 5' 11"

MUST BE CARRIED ON ALL ASBESTOS PROJECTS

STATE OF NEW YORK - DEPARTMENT OF LABOR
ASBESTOS CERTIFICATE



RICHARD EFFEREN
CLASS(EXPIRES)
G SUPR(11/22)

CERT# 89-02079
DMV# 785572172

MUST BE CARRIED ON ASBESTOS PROJECTS

OSHA
Occupational Safety and Health Administration

12-602165793

This card acknowledges that the recipient has successfully completed:

[redacted]

This card issued to:

Richard Effren

Marian Gontarz — Trainer Name

04/12/2019 — Date of Issue



OSHNA INC

This is to certify that

First Name: **Richard**

Last Name: **Effren**

has successfully completed:

8-hour Hazardous Waste Operations Worker RefresherCourse

Completion date: 4/17/2019



ID: **4M6778C60B**
Name: **Richard Efferen**
Height: **5'9** Eye: **BRO**

Issued: 08/25/2020
Expires: 08/25/2025

DoB Course Provider ID No.: 4M67

FEDERAL PROPERTY MAINTENANCE CORP.

40 CRYSTAL STREET
HARRISON, NY 10528
914-490-4416

NYS DEC 3A-960

Emergency Response
1-800-633-8253

Waste Manifest #	Job #	Floor or Location	Cust #
#FED0349			

1. Work Site Name and Mailing Address
149-150 WESTCHESTER AVE
PORTCHESTER, NY. 10573

Generator Name, Address, Phone Number
PORT CHESTER OZ FUND III QOZB
181 WESTCHESTER AVE - SUIT 301A
PORTCHESTER NY, 10573
845-863-9548

Contractor's Name and Address
FEDERAL PROPERTY MAINT. CORP.
40 CRYSTAL ST
HARRISON. NY. 10528

Name and Address of Responsible NESHAPS Agency — Other ☐ _____

U.S. EPA REGION H, 290 BROADWAY, NEW YORK NY 10007

☐ RQ NA 2212, Asbestos, 9, PGIII
ERG #171

☐ Other NON FRIABLE SIDING VAT + ROOFING
NON HAZARDOUS INDUSTRIAL/COMMERCIAL

Bags	Cubic Yds
	30
Drums or Boxes	OTHER

Special Handling Instructions and Additional Information
Double Bagged wet in Lined CONTAINER WARNING LABELS

OPERATOR CERTIFICATION: This is to certify that the above-named materials are properly classified, described, packaged marked and labeled and are in proper condition for transportation according to the applicable regulations of the Department of Transportation.

Printed/Typed Name	Title	Signature	Date (M/DD/YY)
KEVIN ZARNOCH	Supervisor	X KevZarn	4/28/2023

Transporter 1 (Acknowledgment of Receipt of Materials)

Company Name and Address	Signature	Telephone No.
FEDERAL PROPERTY MAINTENANCE CORP. 40 CRYSTAL STREET HARRISON, NY 10528	Printed Name: RICHARD EFFERON Title: Driver	914-490-4416 Date 4/29/23

Transporter 2 (Acknowledgment of Receipt of Materials)

Company Name and Address	Signature	Telephone No.
	Printed Name Title:	Date

Discrepancy Indication Space

Westchester Recycling Serv. *
13 HAYES STREET
ELMSFORD, NY. 10523
Company Name and Address

Waste Disposal Site Owner or Operator's Certification (Receipt of Above Waste Accepted) ←

Signature	Printed Name	Title	Date
Carlos Hernandez	Carlos Hernandez	Scale operator	4/29/23

Asbestos Project Notification

Project Reference Number: 26868839	Type: Initial Notification
Status: Notification Received	Notification Recieved: 03/27/2023
Payment Status: Paid in full	Number of Amendments: 0
Notification Entered By: Federal Property Main	

Contractor Information

Federal Property Maintenance Corp.

P.O. Box 366
New Rochelle NY 10802

Abestos License Number: 58926

Duly Authorized Representative
Richard Efferen, Officer
Phone Number: 914-490-4416
E-mail Address: federalpmc@aol.com

Project Information

Project Start Date:	04/10/2023
Project End Date:	06/30/2023
Project Location County:	Westchester

Worker Compensation

Worker Compensation Policy#:	2202189911
WC Exemption Certificate#:	no
Number of your employees you expect to be on project:	6
Will temporary workers be used?	NO
If yes, name of temporary agency:	

Project Location

Building Name:	148-150 Westcheter Avenue
Room or Location:	
Bridge ID#:	
Address Line 1:	148-150 Westchester Avenue
Address Line 2:	
City, Town or Village:	Portchester
State:	NY
Zip Code:	10534

Building Information

Current Use:	Vacant
Prior Use:	Residential - 2 family
Approximate Year Built:	1960
Size(sq.ft):	5,000
Is this fee exempt project?:	NO
Reason:	

NOTIFICATION # 1

Waste Transporter

Name:	Federal Property Maintenance Corp
NYS DEC or EPA Permit Number:	3A-960
Phone Number:	9144904416
Apt./Suite:	
Address Line 1:	40 Crystal Street
Address Line 2:	
City Town or Village:	Harrison
Province:	
State:	NY
Zip Code:	10528
Country:	US

Landfill

Name:	Westchester Recycling Services
Phone Number:	9142139384
Apt./Suite:	
Address Line 1:	13 Hayes Street
Address Line 2:	
City Town or Village:	Elmsford
Province:	
State:	NY
Zip Code:	10573
Country:	US

Type and Amount of Asbestos Containing Material

Friable linear feet: 0	Friable square feet: 0
Non-friable linear feet: 0	Non-friable square feet: 9,500

Fee

Total linear feet:	0
Total square feet:	9,500
Total fee:	$2,000.00

Project Fee Schedule

If the notification was submitted prior to 4/7/09, the actual project fee is one half of the amount shown on the fee schedule

Linear feet	Fee	Square Feet	Fee
0 - 259 feet:	$0	0 - 159 feet:	$0
260 - 429 feet:	$200	160 - 259 feet:	$200
430 - 824 feet:	$400	260 - 499 feet:	$400
825 - 1649 feet:	$1000	500 - 999 feet:	$1000
1650 or more feet:	$2000	1000 or more feet:	$2000

Remarks

#1

Building Representative/Site Contact

Name: Dawn Randazzo
Phone Number: 914-576-9051
E-mail Address: queencitydemo@aol.com
Cell Phone Number: na

Phase Details

Phase #	Phase Start Date	Phase End Date	Phase Location	Phase Scope

Sub-Contractor Details

Name:	Asbestos License Number:

Night/Weekend/Shift Work Details

Sunday, Monday, Tuesday, Wednesday, Thursday, Friday, Saturday
08:00:00 AM - 05:00:00 PM

Party for Whom Work is being Performed

First Name: Dawn
Last Name: Randazzo
Organization: FDL Management
Apt./Suite:
Address Line 1:
Address Line 2: 17 Cliff Street
City Town or Village: New Rochelle
Province:
State:
Zip Code: 10801
Country: United States
Contractor Dollar Amount: $1.00
Party For Whom Type: None

Variance Information

Procedure and Type of Equipment and Ventilation Systems Used

Remote personal and waste decontamination chambers attached decom chambers for interior work when needed, 6 mil fire retardent poly sheeting, 6 mil asbestos bags (1&2yarders) with warning labels, HEPA vacuums, amended water ful personal protective equipment, HEPA respirators.

Air Monitoring Firm

Name: AIM Environmental LLC	Abestos License Number: 70439

Laboratory Performing Analysis

Name: Metro Analytical Lab	ELAP Registration Number: 70439

Type of Asbestos Work

Pipe Related: No
Siding: Yes
Clean up: No
Vessel covering: No
Caulking/mastic: No
Spray-on insulation: No
Roofing/flashing: No
VAT: Yes
Demolition: Yes
Demolition Ref#:
Other-specify:

1

Asbestos Project Notification

Project Reference Number: 26878227
Type: Initial Notification
Status: Notification Received
Notification Recieved: 04/25/2023
Payment Status: Paid in full
Number of Amendments: 0
Notification Entered By: Federal Property Main

Contractor Information

Federal Property Maintenance Corp.

P.O. Box 366
New Rochelle NY 10802

Abestos License Number: 58926

Duly Authorized Representative
Richard Efferen, Officer
Phone Number: 914-490-4416
E-mail Address: federalpmc@aol.com

Project Information

Project Start Date: 05/06/2023
Project End Date: 05/13/2023
Project Location County: Westchester

Worker Compensation

Worker Compensation Policy#: 2202189911
WC Exemption Certificate#: no
Number of your employees you expect to be on project: 4
Will temporary workers be used? NO
If yes, name of temporary agency:

Project Location

Building Name: 150 Westchester Ave
Room or Location:
Bridge ID#:
Address Line 1: 150 Westchester Ave
Address Line 2:
City, Town or Village: Portchester
State: NY
Zip Code: 10534

Building Information

Current Use: Vacant
Prior Use: Commercial
Approximate Year Built: 1950
Size(sq.ft): 1,500
Is this fee exempt project?: NO
Reason:

NOTIFICATION # 2

Building Representative/Site Contact
Name: Dawn Randazzo Phone Number: 914-576-9051 E-mail Address: queencitydemo@aol.com Cell Phone Number: na

Phase Details				
Phase #	Phase Start Date	Phase End Date	Phase Location	Phase Scope

Sub-Contractor Details	
Name:	Asbestos License Number:

Night/Weekend/Shift Work Details
Monday, Tuesday, Wednesday, Thursday, Friday 07:00:00 AM - 03:30:00 PM

Party for Whom Work is being Performed	
First Name: Dawn	Last Name: Randazzo
Organization: FDL Management	
Apt./Suite:	Address Line 1:
Address Line 2: 17 Cliff Street	City Town or Village: New Rochelle
Province:	State: NY
Zip Code: 10801	Country: United States
Contractor Dollar Amount: $1.00	Party For Whom Type: None

Variance Information

Procedure and Type of Equipment and Ventilation Systems Used
Remote Personal and Waste Decontamination chambers, window criticle barriers, amended water, bulk load double large 1 yard asbestos bags, full personal protective equipment HEPA respirator, suits, gloves, glass's and hard hats. hot & cold water with 5-25 micron water filters, double lined container for non friable-non hazardous industrial/ commercial waste.

Air Monitoring Firm	
Name: AIM Environmental LLC	Abestos License Number: 70439

Laboratory Performing Analysis	
Name:	ELAP Registration Number:

Type of Asbestos Work	
Pipe Related: No	Siding: Yes
Clean up: No	Vessel covering: No
Caulking/mastic: No	Spray-on insulation: No
Roofing/flashing: No	VAT: No
Demolition: No	Demolition Ref#:
Other-specify:	

#2

Waste Transporter

Name:	Federal Property Maintenance Corp
NYS DEC or EPA Permit Number:	3A-960
Phone Number:	9144904416
Apt./Suite:	
Address Line 1:	PO Box 366
Address Line 2:	
City Town or Village:	New Rochelle
Province:	
State:	NY
Zip Code:	10802
Country:	US

Landfill

Name:	Westchester Recycling Services
Phone Number:	9144904416
Apt./Suite:	
Address Line 1:	13 Hayes Street
Address Line 2:	
City Town or Village:	Elmsford
Province:	
State:	NY
Zip Code:	10573
Country:	US

Type and Amount of Asbestos Containing Material

Friable linear feet: 0	Friable square feet: 0
Non-friable linear feet: 0	Non-friable square feet: 2,500

Fee

Total linear feet:	0
Total square feet:	2,500
Total fee:	$2,000.00

Project Fee Schedule

If the notification was submitted prior to 4/7/09, the actual project fee is one half of the amount shown on the fee schedule

Linear feet	Fee	Square Feet	Fee
0 - 259 feet:	$0	0 - 159 feet:	$0
260 - 429 feet:	$200	160 - 259 feet:	$200
430 - 824 feet:	$400	260 - 499 feet:	$400
825 - 1649 feet:	$1000	500 - 999 feet:	$1000
1650 or more feet:	$2000	1000 or more feet:	$2000

Remarks

#2

Appendix E:

CAMP Data

SESI CONSULTING ENGINEERS

959 US-46 Floor 3, Suite 300 - Parsippany-Troy Hills, NJ

DAILY AIR MONITORING REPORT
150 Westchester Avenue
Port Chester, New York

07/17/2024

Rev. No. 0 | Page 1 of 2

Project Number: 11895A Phase 4

Dust Action Level: 150 µg/m^3

VOC Action Level: 5 ppm

Weather Data Range for Work Day		Wind Direction	S	Relative Humidity (%)	61.0 - 83.0	Daily Rain Total (in)	0.00	Readings in the summary table and graphs below are the reported downwind concentrations.
Temperature (°F)	76.0 - 86.0	Wind Speed (MPH)	1.3 - 6.5	Barometer (inHg)	29.80 - 29.90	Avg. Dew Point Temp (°F)	71.7	

Station Location	Daily Avg. Dust Concentration (µg/m^3)	Max 15-Min Dust Concentration (µg/m^3)	Time of Max Dust Reading	Daily Avg. VOC Concentration (ppm)	Max 15-Min VOC Concentration (ppm)	Time of Max VOC Reading
Upwind	41.4	84.2	12:14	0.2	0.7	12:08
Downwind	27.0	41.2	8:28	0.0	0.0	8:28

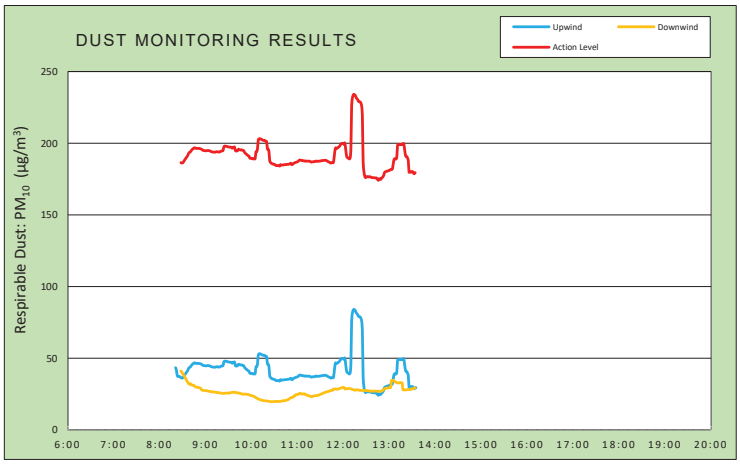

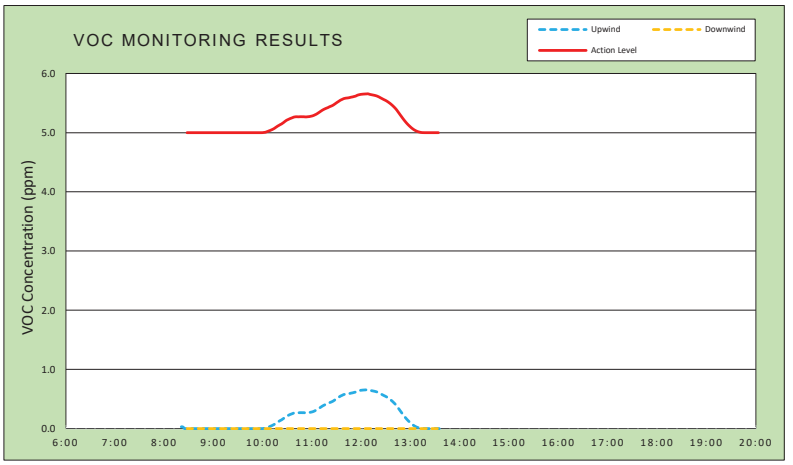

Air Monitoring Notes:

Weather Notes:

EMILCOTT
A Triumvirate Environmental Company

Wind Rose

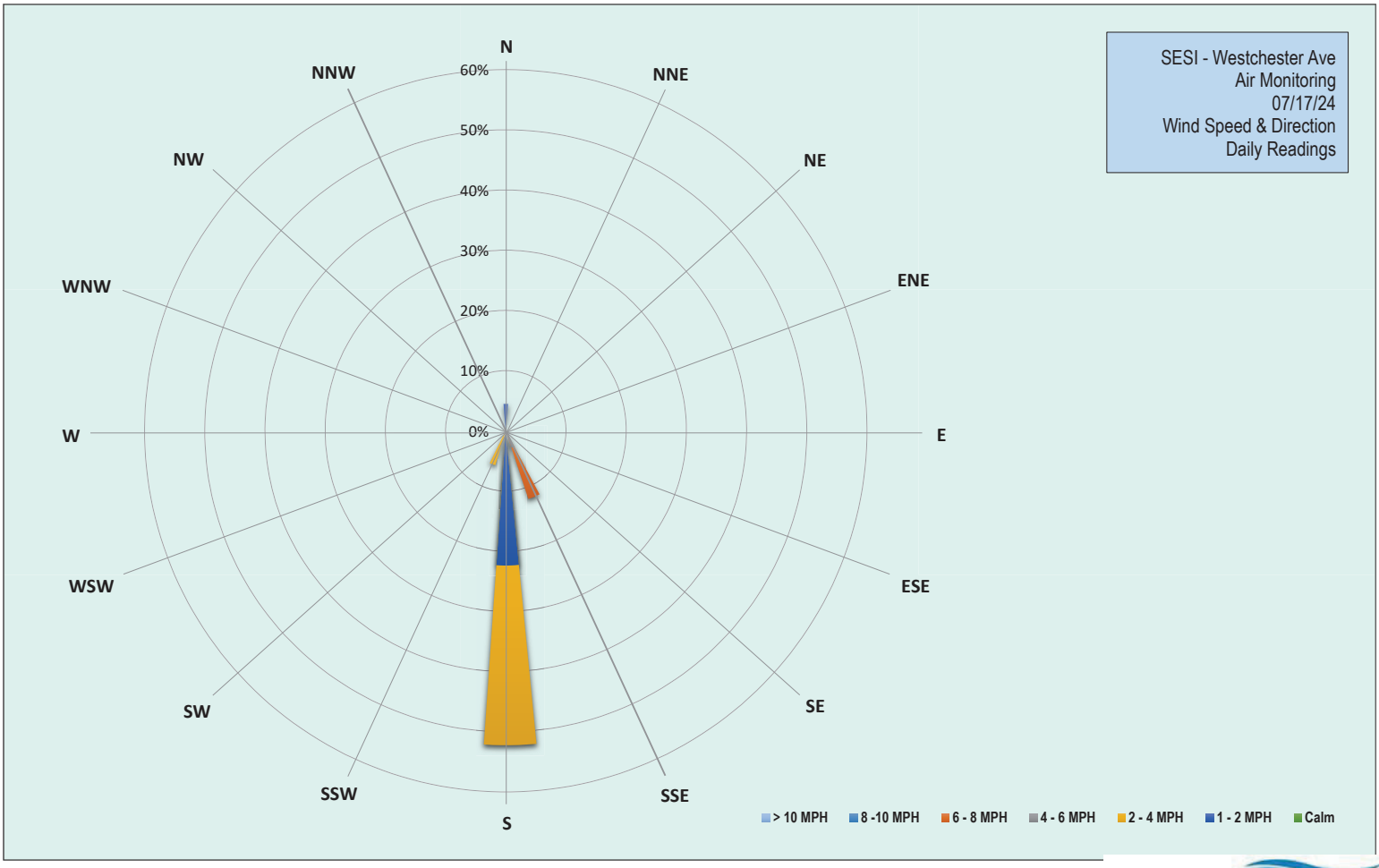

EMILCOTT
A Triumvirate Environmental Company

Grand Union Bowling Alley Site
BCP #360222
146 Westchester Avenue, Port Chester
July 17, 2024

Wednesday, July 17, 2024						
Number of Instances Where Downwind Particulates Exceeds Upwind Particulate + 150 =						0
Number of Comparable Data Points =						307
Start Time:						8:06
End Time:						13:35
PARTICULATE DATA						
Upwind			Downwind			Exceeds Particulate Alarm Limit
Time	Concentration (ug/m^3)	15-Min Avg Concentration (ug/m^3)	Time	Concentration (ug/m^3)	15-Min Avg Concentration (ug/m^3)	
8:06	0.0	-	8:06	-	-	-
8:07	51.5	-	8:07	-	-	-
8:08	85.0	-	8:08	-	-	-
8:09	56.8	-	8:09	-	-	-
8:10	41.8	-	8:10	-	-	-
8:11	41.8	-	8:11	-	-	-
8:12	43.8	-	8:12	-	-	-
8:13	45.5	-	8:13	38.0	-	-
8:14	43.5	-	8:14	40.3	-	-
8:15	38.5	-	8:15	44.8	-	-
8:16	35.3	-	8:16	45.5	-	-
8:17	33.8	-	8:17	46.5	-	-
8:18	33.3	-	8:18	45.8	-	-
8:19	33.0	-	8:19	44.8	-	-
8:20	31.8	-	8:20	44.0	-	-
8:21	36.3	43.4	8:21	42.8	-	-
8:22	32.5	42.2	8:22	44.0	-	-
8:23	31.5	38.6	8:23	41.0	-	-
8:24	36.0	37.2	8:24	40.3	-	-
8:25	44.3	37.4	8:25	35.8	-	-
8:26	41.0	37.3	8:26	34.0	-	-
8:27	39.3	37.0	8:27	38.3	-	-
8:28	38.0	36.5	8:28	30.0	41.2	-
8:29	39.0	36.2	8:29	29.8	40.5	-
8:30	39.3	36.3	8:30	29.5	39.5	-
8:31	41.5	36.7	8:31	38.0	39.0	-
8:32	47.8	37.6	8:32	32.3	38.0	-
8:33	44.5	38.4	8:33	30.8	37.0	-
8:34	45.3	39.2	8:34	30.3	36.0	-
8:35	44.0	40.0	8:35	28.5	35.0	-
8:36	46.3	40.7	8:36	29.5	34.1	-
8:37	47.3	41.7	8:37	30.0	33.2	-
8:38	48.8	42.8	8:38	30.5	32.5	-
8:39	48.0	43.6	8:39	30.3	31.8	-
8:40	47.3	43.8	8:40	41.0	32.2	-
8:41	50.8	44.5	8:41	32.8	32.1	-
8:42	50.0	45.2	8:42	28.3	31.4	-
8:43	47.3	45.8	8:43	27.5	31.3	-
8:44	45.3	46.2	8:44	28.0	31.1	-
8:45	45.3	46.6	8:45	29.8	31.2	-
8:46	45.5	46.9	8:46	27.5	30.5	-

Grand Union Bowling Alley Site
BCP #360222
146 Westchester Avenue, Port Chester
July 17, 2024

PARTICULATE DATA						
Upwind			Downwind			Exceeds Particulate Alarm Limit
Time	Concentration (ug/m^3)	15-Min Avg Concentration (ug/m^3)	Time	Concentration (ug/m^3)	15-Min Avg Concentration (ug/m^3)	
8:47	43.0	46.6	8:47	27.5	30.1	-
8:48	43.0	46.5	8:48	27.5	29.9	-
8:49	43.8	46.4	8:49	27.8	29.8	-
8:50	45.0	46.4	8:50	28.5	29.8	-
8:51	45.5	46.4	8:51	27.5	29.6	-
8:52	47.3	46.4	8:52	27.0	29.4	-
8:53	46.3	46.2	8:53	28.3	29.3	-
8:54	45.0	46.0	8:54	26.3	29.0	-
8:55	44.8	45.8	8:55	27.0	28.1	-
8:56	44.3	45.4	8:56	27.0	27.7	-
8:57	44.0	45.0	8:57	27.3	27.6	-
8:58	46.0	44.9	8:58	27.0	27.6	-
8:59	43.8	44.8	8:59	27.0	27.5	-
9:00	45.0	44.8	9:00	29.0	27.5	-
9:01	43.8	44.7	9:01	26.8	27.4	-
9:02	45.3	44.8	9:02	26.0	27.3	-
9:03	44.3	44.9	9:03	25.8	27.2	-
9:04	43.3	44.9	9:04	25.3	27.0	-
9:05	43.8	44.8	9:05	27.8	27.0	-
9:06	43.0	44.6	9:06	25.0	26.8	-
9:07	42.3	44.3	9:07	25.5	26.7	-
9:08	43.0	44.1	9:08	26.0	26.6	-
9:09	43.0	44.0	9:09	26.8	26.6	-
9:10	43.3	43.9	9:10	26.5	26.6	-
9:11	43.3	43.8	9:11	25.3	26.5	-
9:12	44.3	43.8	9:12	26.0	26.4	-
9:13	46.0	43.8	9:13	27.0	26.4	-
9:14	47.0	44.0	9:14	26.3	26.3	-
9:15	46.8	44.1	9:15	25.8	26.1	-
9:16	42.3	44.0	9:16	27.0	26.1	-
9:17	43.8	43.9	9:17	24.3	26.0	-
9:18	43.0	43.9	9:18	24.5	25.9	-
9:19	45.8	44.0	9:19	24.8	25.9	-
9:20	49.3	44.4	9:20	25.3	25.7	-
9:21	44.8	44.5	9:21	23.3	25.6	-
9:22	45.8	44.7	9:22	25.0	25.6	-
9:23	44.3	44.8	9:23	25.8	25.6	-
9:24	79.0	47.2	9:24	27.3	25.6	-
9:25	54.8	48.0	9:25	26.5	25.6	-
9:26	43.3	48.0	9:26	26.0	25.6	-
9:27	43.0	47.9	9:27	27.5	25.7	-
9:28	44.8	47.8	9:28	26.3	25.7	-
9:29	43.8	47.6	9:29	26.8	25.7	-
9:30	43.5	47.4	9:30	25.5	25.7	-
9:31	42.0	47.4	9:31	26.3	25.7	-
9:32	43.3	47.3	9:32	28.0	25.9	-
9:33	41.5	47.2	9:33	27.0	26.1	-
9:34	42.8	47.0	9:34	24.8	26.1	-

Grand Union Bowling Alley Site
BCP #360222
146 Westchester Avenue, Port Chester
July 17, 2024

PARTICULATE DATA						
Upwind			Downwind			Exceeds Particulate Alarm Limit
Time	Concentration (ug/m^3)	15-Min Avg Concentration (ug/m^3)	Time	Concentration (ug/m^3)	15-Min Avg Concentration (ug/m^3)	
9:35	41.5	46.5	9:35	26.3	26.1	-
9:36	53.8	47.1	9:36	25.8	26.3	-
9:37	47.3	47.2	9:37	25.0	26.3	-
9:38	47.8	47.5	9:38	25.3	26.3	-
9:39	43.8	45.1	9:39	25.8	26.2	-
9:40	46.8	44.6	9:40	24.8	26.1	-
9:41	44.5	44.7	9:41	25.8	26.0	-
9:42	44.8	44.8	9:42	25.5	25.9	-
9:43	60.5	45.8	9:43	24.8	25.8	-
9:44	41.8	45.7	9:44	24.8	25.7	-
9:45	40.5	45.5	9:45	25.0	25.6	-
9:46	38.3	45.2	9:46	24.0	25.5	-
9:47	46.0	45.4	9:47	23.8	25.2	-
9:48	38.8	45.2	9:48	24.3	25.0	-
9:49	39.5	45.0	9:49	24.3	25.0	-
9:50	38.5	44.8	9:50	26.5	25.0	-
9:51	37.8	43.8	9:51	24.8	24.9	-
9:52	38.5	43.2	9:52	25.5	25.0	-
9:53	37.8	42.5	9:53	26.3	25.0	-
9:54	39.5	42.2	9:54	23.5	24.9	-
9:55	38.0	41.6	9:55	24.0	24.8	-
9:56	39.8	41.3	9:56	23.8	24.7	-
9:57	38.8	40.9	9:57	22.3	24.5	-
9:58	40.0	39.6	9:58	22.5	24.3	-
9:59	41.3	39.5	9:59	21.3	24.1	-
10:00	39.3	39.4	10:00	23.5	24.0	-
10:01	39.3	39.5	10:01	21.8	23.9	-
10:02	38.8	39.0	10:02	20.5	23.6	-
10:03	41.0	39.2	10:03	21.0	23.4	-
10:04	38.3	39.1	10:04	21.3	23.2	-
10:05	39.3	39.1	10:05	20.5	22.8	-
10:06	111.8	44.1	10:06	20.8	22.6	-
10:07	39.8	44.2	10:07	21.3	22.3	-
10:08	63.5	45.9	10:08	20.5	21.9	-
10:09	134.0	52.2	10:09	20.5	21.7	-
10:10	50.8	53.0	10:10	19.8	21.4	-
10:11	42.8	53.2	10:11	19.8	21.1	-
10:12	34.5	52.9	10:12	20.8	21.0	-
10:13	38.3	52.8	10:13	19.0	20.8	-
10:14	34.8	52.4	10:14	20.5	20.8	-
10:15	36.0	52.2	10:15	20.3	20.5	-
10:16	36.5	52.0	10:16	19.8	20.4	-
10:17	40.5	52.1	10:17	20.5	20.4	-
10:18	34.3	51.7	10:18	20.5	20.4	-
10:19	33.8	51.4	10:19	19.0	20.2	-
10:20	36.8	51.2	10:20	19.5	20.2	-
10:21	32.8	45.9	10:21	21.3	20.2	-
10:22	39.0	45.9	10:22	20.0	20.1	-

Grand Union Bowling Alley Site
BCP #360222
146 Westchester Avenue, Port Chester
July 17, 2024

PARTICULATE DATA						
Upwind			Downwind			Exceeds Particulate Alarm Limit
Time	Concentration (ug/m^3)	15-Min Avg Concentration (ug/m^3)	Time	Concentration (ug/m^3)	15-Min Avg Concentration (ug/m^3)	
10:23	39.5	44.3	10:23	18.5	20.0	-
10:24	36.3	37.8	10:24	18.5	19.8	-
10:25	34.8	36.7	10:25	19.5	19.8	-
10:26	32.5	36.0	10:26	18.5	19.7	-
10:27	32.5	35.9	10:27	19.5	19.7	-
10:28	32.5	35.5	10:28	20.0	19.7	-
10:29	33.5	35.4	10:29	21.5	19.8	-
10:30	33.0	35.2	10:30	22.0	19.9	-
10:31	33.8	35.0	10:31	20.0	19.9	-
10:32	32.5	34.5	10:32	19.3	19.8	-
10:33	32.3	34.4	10:33	21.8	19.9	-
10:34	36.0	34.5	10:34	19.8	20.0	-
10:35	35.0	34.4	10:35	19.0	19.9	-
10:36	33.0	34.4	10:36	19.8	19.8	-
10:37	33.8	34.1	10:37	19.3	19.8	-
10:38	55.0	35.1	10:38	21.3	20.0	-
10:39	33.0	34.9	10:39	19.8	20.1	-
10:40	33.0	34.8	10:40	21.8	20.2	-
10:41	33.5	34.8	10:41	20.8	20.4	-
10:42	33.3	34.9	10:42	20.5	20.4	-
10:43	35.3	35.1	10:43	20.3	20.4	-
10:44	34.3	35.1	10:44	20.3	20.4	-
10:45	33.5	35.1	10:45	25.8	20.6	-
10:46	34.3	35.2	10:46	22.8	20.8	-
10:47	33.5	35.2	10:47	23.8	21.1	-
10:48	34.3	35.4	10:48	22.8	21.2	-
10:49	36.0	35.4	10:49	24.5	21.5	-
10:50	37.8	35.6	10:50	24.5	21.8	-
10:51	39.0	36.0	10:51	27.5	22.4	-
10:52	34.5	36.0	10:52	23.3	22.6	-
10:53	39.8	35.0	10:53	21.0	22.6	-
10:54	40.0	35.5	10:54	24.0	22.9	-
10:55	37.5	35.8	10:55	25.0	23.1	-
10:56	40.3	36.2	10:56	30.8	23.8	-
10:57	37.8	36.5	10:57	21.5	23.8	-
10:58	37.0	36.6	10:58	29.0	24.4	-
10:59	37.8	36.9	10:59	25.8	24.8	-
11:00	35.5	37.0	11:00	25.3	24.8	-
11:01	40.0	37.4	11:01	24.0	24.8	-
11:02	40.0	37.8	11:02	28.8	25.2	-
11:03	41.8	38.3	11:03	28.0	25.5	-
11:04	35.3	38.3	11:04	24.0	25.5	-
11:05	36.3	38.2	11:05	22.5	25.4	-
11:06	35.3	37.9	11:06	22.8	25.0	-
11:07	35.5	38.0	11:07	23.3	25.0	-
11:08	37.0	37.8	11:08	23.3	25.2	-
11:09	37.3	37.6	11:09	24.0	25.2	-
11:10	39.3	37.7	11:10	22.8	25.0	-

Grand Union Bowling Alley Site
BCP #360222
146 Westchester Avenue, Port Chester
July 17, 2024

PARTICULATE DATA						
Upwind			Downwind			Exceeds Particulate Alarm Limit
Time	Concentration (ug/m^3)	15-Min Avg Concentration (ug/m^3)	Time	Concentration (ug/m^3)	15-Min Avg Concentration (ug/m^3)	
11:11	36.5	37.5	11:11	23.0	24.5	-
11:12	39.3	37.6	11:12	22.8	24.6	-
11:13	36.3	37.5	11:13	22.8	24.2	-
11:14	36.8	37.5	11:14	22.8	24.0	-
11:15	36.8	37.5	11:15	22.0	23.8	-
11:16	39.0	37.5	11:16	24.0	23.8	-
11:17	36.0	37.2	11:17	24.3	23.5	-
11:18	36.5	36.9	11:18	24.0	23.2	-
11:19	36.8	37.0	11:19	25.0	23.3	-
11:20	37.8	37.1	11:20	24.3	23.4	-
11:21	35.3	37.1	11:21	25.5	23.6	-
11:22	37.8	37.2	11:22	26.8	23.8	-
11:23	37.3	37.2	11:23	24.5	23.9	-
11:24	43.0	37.6	11:24	23.8	23.9	-
11:25	36.8	37.4	11:25	23.8	23.9	-
11:26	37.0	37.5	11:26	24.5	24.0	-
11:27	37.5	37.4	11:27	24.3	24.1	-
11:28	38.5	37.5	11:28	24.5	24.3	-
11:29	37.3	37.5	11:29	26.3	24.5	-
11:30	37.0	37.6	11:30	27.0	24.8	-
11:31	42.8	37.8	11:31	26.0	25.0	-
11:32	36.8	37.9	11:32	28.0	25.2	-
11:33	37.8	37.9	11:33	28.8	25.5	-
11:34	37.5	38.0	11:34	27.5	25.7	-
11:35	38.3	38.0	11:35	28.3	26.0	-
11:36	37.5	38.2	11:36	29.5	26.2	-
11:37	36.3	38.1	11:37	28.3	26.3	-
11:38	36.0	38.0	11:38	27.3	26.5	-
11:39	35.8	37.5	11:39	26.0	26.7	-
11:40	34.0	37.3	11:40	26.3	26.8	-
11:41	32.8	37.0	11:41	26.3	26.9	-
11:42	33.0	36.7	11:42	27.0	27.1	-
11:43	33.8	36.4	11:43	28.8	27.4	-
11:44	33.3	36.2	11:44	27.5	27.5	-
11:45	42.3	36.5	11:45	28.0	27.6	-
11:46	43.5	36.6	11:46	27.5	27.7	-
11:47	33.5	36.3	11:47	41.3	28.5	-
11:48	84.3	39.4	11:48	28.0	28.5	-
11:49	106.8	44.1	11:49	27.5	28.5	-
11:50	78.8	46.8	11:50	29.5	28.6	-
11:51	32.0	46.4	11:51	28.5	28.5	-
11:52	37.3	46.5	11:52	27.3	28.4	-
11:53	43.0	46.9	11:53	27.5	28.5	-
11:54	41.8	47.3	11:54	29.3	28.7	-
11:55	41.0	47.8	11:55	29.3	28.9	-
11:56	44.5	48.6	11:56	29.5	29.1	-
11:57	46.8	49.5	11:57	30.0	29.3	-
11:58	39.3	49.9	11:58	29.5	29.3	-

Grand Union Bowling Alley Site
BCP #360222
146 Westchester Avenue, Port Chester
July 17, 2024

PARTICULATE DATA						
Upwind			Downwind			Exceeds Particulate Alarm Limit
Time	Concentration (ug/m^3)	15-Min Avg Concentration (ug/m^3)	Time	Concentration (ug/m^3)	15-Min Avg Concentration (ug/m^3)	
11:59	33.8	49.9	11:59	31.0	29.6	-
12:00	39.5	49.7	12:00	29.5	29.7	-
12:01	36.8	49.3	12:01	26.5	29.6	-
12:02	48.3	50.2	12:02	27.0	28.7	-
12:03	35.8	47.0	12:03	27.8	28.6	-
12:04	37.5	42.4	12:04	29.5	28.8	-
12:05	46.0	40.2	12:05	29.0	28.7	-
12:06	27.8	39.9	12:06	29.3	28.8	-
12:07	30.0	39.4	12:07	29.5	28.9	-
12:08	36.8	39.0	12:08	28.3	29.0	-
12:09	50.3	39.6	12:09	27.0	28.8	-
12:10	125.0	45.2	12:10	26.5	28.7	-
12:11	508.8	76.1	12:11	27.3	28.5	-
12:12	126.8	81.5	12:12	26.0	28.2	-
12:13	70.5	83.6	12:13	27.3	28.1	-
12:14	42.8	84.2	12:14	28.5	27.9	-
12:15	32.8	83.7	12:15	26.5	27.7	-
12:16	28.0	83.1	12:16	29.3	27.9	-
12:17	28.0	81.8	12:17	27.3	27.9	-
12:18	24.5	81.0	12:18	29.3	28.0	-
12:19	27.8	80.4	12:19	29.0	28.0	-
12:20	28.3	79.2	12:20	27.0	27.9	-
12:21	24.8	79.0	12:21	26.8	27.7	-
12:22	28.8	78.9	12:22	29.3	27.7	-
12:23	23.8	78.0	12:23	27.0	27.6	-
12:24	23.8	76.3	12:24	26.5	27.6	-
12:25	24.5	69.6	12:25	26.3	27.5	-
12:26	24.3	37.3	12:26	26.0	27.5	-
12:27	23.5	30.4	12:27	28.5	27.6	-
12:28	25.5	27.4	12:28	26.8	27.6	-
12:29	22.8	26.1	12:29	27.0	27.5	-
12:30	38.0	26.4	12:30	27.5	27.6	-
12:31	34.3	26.8	12:31	26.8	27.4	-
12:32	24.3	26.6	12:32	28.0	27.4	-
12:33	23.5	26.5	12:33	27.3	27.3	-
12:34	32.0	26.8	12:34	27.0	27.2	-
12:35	24.8	26.6	12:35	26.8	27.2	-
12:36	23.0	26.4	12:36	26.8	27.2	-
12:37	23.5	26.1	12:37	27.0	27.0	-
12:38	22.3	26.0	12:38	27.0	27.0	-
12:39	24.3	26.0	12:39	27.5	27.1	-
12:40	23.3	25.9	12:40	27.5	27.2	-
12:41	23.5	25.9	12:41	26.0	27.2	-
12:42	23.0	25.9	12:42	26.5	27.0	-
12:43	22.8	25.7	12:43	27.5	27.1	-
12:44	23.5	25.7	12:44	27.0	27.1	-
12:45	22.8	24.7	12:45	26.8	27.0	-
12:46	25.8	24.1	12:46	26.5	27.0	-

Grand Union Bowling Alley Site
BCP #360222
146 Westchester Avenue, Port Chester
July 17, 2024

PARTICULATE DATA						
Upwind			Downwind			Exceeds Particulate Alarm Limit
Time	Concentration (ug/m^3)	15-Min Avg Concentration (ug/m^3)	Time	Concentration (ug/m^3)	15-Min Avg Concentration (ug/m^3)	
12:47	39.8	25.2	12:47	26.5	26.9	-
12:48	24.5	25.2	12:48	26.5	26.9	-
12:49	24.5	24.7	12:49	27.0	26.9	-
12:50	37.0	25.6	12:50	30.3	27.1	-
12:51	31.3	26.1	12:51	29.5	27.3	-
12:52	32.5	26.7	12:52	38.8	28.1	-
12:53	38.5	27.8	12:53	29.5	28.2	-
12:54	51.3	29.6	12:54	33.3	28.6	-
12:55	30.8	30.1	12:55	34.3	29.1	-
12:56	27.0	30.3	12:56	27.8	29.2	-
12:57	25.3	30.5	12:57	28.0	29.3	-
12:58	25.3	30.6	12:58	26.8	29.2	-
12:59	25.0	30.7	12:59	28.8	29.3	-
13:00	28.8	31.1	13:00	27.5	29.4	-
13:01	26.8	31.2	13:01	28.8	29.5	-
13:02	47.3	31.7	13:02	28.0	29.6	-
13:03	25.8	31.8	13:03	99.8	34.5	-
13:04	24.8	31.8	13:04	29.5	34.7	-
13:05	75.0	34.3	13:05	28.0	34.5	-
13:06	84.0	37.9	13:06	28.0	34.4	-
13:07	52.5	39.2	13:07	28.3	33.7	-
13:08	39.0	39.2	13:08	28.0	33.6	-
13:09	47.0	38.9	13:09	28.0	33.3	-
13:10	51.8	40.3	13:10	27.8	32.9	-
13:11	153.5	48.8	13:11	28.0	32.9	-
13:12	30.5	49.1	13:12	27.0	32.8	-
13:13	24.0	49.0	13:13	28.3	32.9	-
13:14	27.5	49.2	13:14	29.8	33.0	-
13:15	25.0	49.0	13:15	27.0	32.9	-
13:16	31.8	49.3	13:16	27.8	32.9	-
13:17	42.8	49.0	13:17	28.0	32.9	-
13:18	35.3	49.6	13:18	27.3	28.0	-
13:19	27.3	49.8	13:19	28.3	28.0	-
13:20	26.3	46.5	13:20	28.0	28.0	-
13:21	24.8	42.6	13:21	28.0	28.0	-
13:22	25.0	40.8	13:22	29.3	28.0	-
13:23	39.5	40.8	13:23	28.5	28.1	-
13:24	29.8	39.6	13:24	29.3	28.1	-
13:25	25.5	37.9	13:25	28.0	28.2	-
13:26	31.0	29.7	13:26	28.0	28.2	-
13:27	31.8	29.8	13:27	28.0	28.2	-
13:28	28.3	30.1	13:28	28.0	28.2	-
13:29	24.0	29.9	13:29	33.8	28.5	-
13:30	31.3	30.3	13:30	30.3	28.7	-
13:31	28.5	30.1	13:31	29.5	28.8	-
13:32	26.8	29.0	13:32	29.8	28.9	-
13:33	32.0	28.8	13:33	33.3	29.3	-
13:34	38.0	29.5	13:34	27.5	29.3	-

Grand Union Bowling Alley Site
BCP #360222
146 Westchester Avenue, Port Chester
July 17, 2024

PARTICULATE DATA						
Upwind			Downwind			Exceeds Particulate Alarm Limit
Time	Concentration (ug/m^3)	15-Min Avg Concentration (ug/m^3)	Time	Concentration (ug/m^3)	15-Min Avg Concentration (ug/m^3)	
13:35	25.8	29.5	13:35	-	-	-

Grand Union Bowling Alley Site
BCP #360222
146 Westchester Avenue, Port Chester
July 17, 2024

Wednesday, July 17, 2024						
Number of Instances Where Downwind VOCs Exceeds Upwind VOCs + 5 =						0
Number of Comparable Data Points =						307
Start Time:						8:06
End Time:						13:35
PID DATA						
Upwind			Downwind			Exceeds VOC Alarm Limit
Time	Concentration (ppm)	15-Min Avg Concentration (ppm)	Time	Concentration (ppm)	15-Min Avg Concentration (ppm)	
8:06	0.0	-	8:06	-	-	-
8:07	0.0	-	8:07	-	-	-
8:08	0.1	-	8:08	-	-	-
8:09	0.2	-	8:09	-	-	-
8:10	0.2	-	8:10	-	-	-
8:11	0.0	-	8:11	-	-	-
8:12	0.0	-	8:12	-	-	-
8:13	0.0	-	8:13	0.0	-	-
8:14	0.0	-	8:14	0.0	-	-
8:15	0.0	-	8:15	0.0	-	-
8:16	0.0	-	8:16	0.0	-	-
8:17	0.0	-	8:17	0.0	-	-
8:18	0.0	-	8:18	0.0	-	-
8:19	0.0	-	8:19	0.0	-	-
8:20	0.0	-	8:20	0.0	-	-
8:21	0.0	0.0	8:21	0.0	-	-
8:22	0.0	0.0	8:22	0.0	-	-
8:23	0.0	0.0	8:23	0.0	-	-
8:24	0.0	0.0	8:24	0.0	-	-
8:25	0.0	0.0	8:25	0.0	-	-
8:26	0.0	0.0	8:26	0.0	-	-
8:27	0.0	0.0	8:27	0.0	-	-
8:28	0.0	0.0	8:28	0.0	0.0	-
8:29	0.0	0.0	8:29	0.0	0.0	-
8:30	0.0	0.0	8:30	0.0	0.0	-
8:31	0.0	0.0	8:31	0.0	0.0	-
8:32	0.0	0.0	8:32	0.0	0.0	-
8:33	0.0	0.0	8:33	0.0	0.0	-
8:34	0.0	0.0	8:34	0.0	0.0	-
8:35	0.0	0.0	8:35	0.0	0.0	-
8:36	0.0	0.0	8:36	0.0	0.0	-
8:37	0.0	0.0	8:37	0.0	0.0	-
8:38	0.0	0.0	8:38	0.0	0.0	-
8:39	0.0	0.0	8:39	0.0	0.0	-
8:40	0.0	0.0	8:40	0.0	0.0	-
8:41	0.0	0.0	8:41	0.0	0.0	-
8:42	0.0	0.0	8:42	0.0	0.0	-
8:43	0.0	0.0	8:43	0.0	0.0	-
8:44	0.0	0.0	8:44	0.0	0.0	-
8:45	0.0	0.0	8:45	0.0	0.0	-
8:46	0.0	0.0	8:46	0.0	0.0	-
8:47	0.0	0.0	8:47	0.0	0.0	-
8:48	0.0	0.0	8:48	0.0	0.0	-

Grand Union Bowling Alley Site
BCP #360222
146 Westchester Avenue, Port Chester
July 17, 2024

PID DATA						
Upwind			Downwind			
Time	Concentration (ppm)	15-Min Avg Concentration (ppm)	Time	Concentration (ppm)	15-Min Avg Concentration (ppm)	Exceeds VOC Alarm Limit
8:49	0.0	0.0	8:49	0.0	0.0	-
8:50	0.0	0.0	8:50	0.0	0.0	-
8:51	0.0	0.0	8:51	0.0	0.0	-
8:52	0.0	0.0	8:52	0.0	0.0	-
8:53	0.0	0.0	8:53	0.0	0.0	-
8:54	0.0	0.0	8:54	0.0	0.0	-
8:55	0.0	0.0	8:55	0.0	0.0	-
8:56	0.0	0.0	8:56	0.0	0.0	-
8:57	0.0	0.0	8:57	0.0	0.0	-
8:58	0.0	0.0	8:58	0.0	0.0	-
8:59	0.0	0.0	8:59	0.0	0.0	-
9:00	0.0	0.0	9:00	0.0	0.0	-
9:01	0.0	0.0	9:01	0.0	0.0	-
9:02	0.0	0.0	9:02	0.0	0.0	-
9:03	0.0	0.0	9:03	0.0	0.0	-
9:04	0.0	0.0	9:04	0.0	0.0	-
9:05	0.0	0.0	9:05	0.0	0.0	-
9:06	0.0	0.0	9:06	0.0	0.0	-
9:07	0.0	0.0	9:07	0.0	0.0	-
9:08	0.0	0.0	9:08	0.0	0.0	-
9:09	0.0	0.0	9:09	0.0	0.0	-
9:10	0.0	0.0	9:10	0.0	0.0	-
9:11	0.0	0.0	9:11	0.0	0.0	-
9:12	0.0	0.0	9:12	0.0	0.0	-
9:13	0.0	0.0	9:13	0.0	0.0	-
9:14	0.0	0.0	9:14	0.0	0.0	-
9:15	0.0	0.0	9:15	0.0	0.0	-
9:16	0.0	0.0	9:16	0.0	0.0	-
9:17	0.0	0.0	9:17	0.0	0.0	-
9:18	0.0	0.0	9:18	0.0	0.0	-
9:19	0.0	0.0	9:19	0.0	0.0	-
9:20	0.0	0.0	9:20	0.0	0.0	-
9:21	0.0	0.0	9:21	0.0	0.0	-
9:22	0.0	0.0	9:22	0.0	0.0	-
9:23	0.0	0.0	9:23	0.0	0.0	-
9:24	0.0	0.0	9:24	0.0	0.0	-
9:25	0.0	0.0	9:25	0.0	0.0	-
9:26	0.0	0.0	9:26	0.0	0.0	-
9:27	0.0	0.0	9:27	0.0	0.0	-
9:28	0.0	0.0	9:28	0.0	0.0	-
9:29	0.0	0.0	9:29	0.0	0.0	-
9:30	0.0	0.0	9:30	0.0	0.0	-
9:31	0.0	0.0	9:31	0.0	0.0	-
9:32	0.0	0.0	9:32	0.0	0.0	-
9:33	0.0	0.0	9:33	0.0	0.0	-
9:34	0.0	0.0	9:34	0.0	0.0	-
9:35	0.0	0.0	9:35	0.0	0.0	-
9:36	0.0	0.0	9:36	0.0	0.0	-

Grand Union Bowling Alley Site
BCP #360222
146 Westchester Avenue, Port Chester
July 17, 2024

PID DATA						
Upwind			Downwind			Exceeds VOC Alarm Limit
Time	Concentration (ppm)	15-Min Avg Concentration (ppm)	Time	Concentration (ppm)	15-Min Avg Concentration (ppm)	
9:37	0.0	0.0	9:37	0.0	0.0	-
9:38	0.0	0.0	9:38	0.0	0.0	-
9:39	0.0	0.0	9:39	0.0	0.0	-
9:40	0.0	0.0	9:40	0.0	0.0	-
9:41	0.0	0.0	9:41	0.0	0.0	-
9:42	0.0	0.0	9:42	0.0	0.0	-
9:43	0.0	0.0	9:43	0.0	0.0	-
9:44	0.0	0.0	9:44	0.0	0.0	-
9:45	0.0	0.0	9:45	0.0	0.0	-
9:46	0.0	0.0	9:46	0.0	0.0	-
9:47	0.0	0.0	9:47	0.0	0.0	-
9:48	0.0	0.0	9:48	0.0	0.0	-
9:49	0.0	0.0	9:49	0.0	0.0	-
9:50	0.0	0.0	9:50	0.0	0.0	-
9:51	0.0	0.0	9:51	0.0	0.0	-
9:52	0.0	0.0	9:52	0.0	0.0	-
9:53	0.0	0.0	9:53	0.0	0.0	-
9:54	0.0	0.0	9:54	0.0	0.0	-
9:55	0.0	0.0	9:55	0.0	0.0	-
9:56	0.0	0.0	9:56	0.0	0.0	-
9:57	0.0	0.0	9:57	0.0	0.0	-
9:58	0.0	0.0	9:58	0.0	0.0	-
9:59	0.0	0.0	9:59	0.0	0.0	-
10:00	0.0	0.0	10:00	0.0	0.0	-
10:01	0.0	0.0	10:01	0.0	0.0	-
10:02	0.0	0.0	10:02	0.0	0.0	-
10:03	0.0	0.0	10:03	0.0	0.0	-
10:04	0.1	0.0	10:04	0.0	0.0	-
10:05	0.1	0.0	10:05	0.0	0.0	-
10:06	0.1	0.0	10:06	0.0	0.0	-
10:07	0.1	0.0	10:07	0.0	0.0	-
10:08	0.1	0.0	10:08	0.0	0.0	-
10:09	0.1	0.0	10:09	0.0	0.0	-
10:10	0.1	0.0	10:10	0.0	0.0	-
10:11	0.1	0.0	10:11	0.0	0.0	-
10:12	0.1	0.1	10:12	0.0	0.0	-
10:13	0.1	0.1	10:13	0.0	0.0	-
10:14	0.1	0.1	10:14	0.0	0.0	-
10:15	0.1	0.1	10:15	0.0	0.0	-
10:16	0.2	0.1	10:16	0.0	0.0	-
10:17	0.2	0.1	10:17	0.0	0.0	-
10:18	0.2	0.1	10:18	0.0	0.0	-
10:19	0.2	0.1	10:19	0.0	0.0	-
10:20	0.2	0.1	10:20	0.0	0.0	-
10:21	0.2	0.1	10:21	0.0	0.0	-
10:22	0.2	0.1	10:22	0.0	0.0	-
10:23	0.2	0.1	10:23	0.0	0.0	-
10:24	0.2	0.2	10:24	0.0	0.0	-

Grand Union Bowling Alley Site
BCP #360222
146 Westchester Avenue, Port Chester
July 17, 2024

PID DATA						
Upwind			Downwind			Exceeds VOC Alarm Limit
Time	Concentration (ppm)	15-Min Avg Concentration (ppm)	Time	Concentration (ppm)	15-Min Avg Concentration (ppm)	
10:25	0.2	0.2	10:25	0.0	0.0	-
10:26	0.2	0.2	10:26	0.0	0.0	-
10:27	0.3	0.2	10:27	0.0	0.0	-
10:28	0.3	0.2	10:28	0.0	0.0	-
10:29	0.3	0.2	10:29	0.0	0.0	-
10:30	0.3	0.2	10:30	0.0	0.0	-
10:31	0.3	0.2	10:31	0.0	0.0	-
10:32	0.3	0.2	10:32	0.0	0.0	-
10:33	0.3	0.2	10:33	0.0	0.0	-
10:34	0.3	0.2	10:34	0.0	0.0	-
10:35	0.3	0.2	10:35	0.0	0.0	-
10:36	0.3	0.3	10:36	0.0	0.0	-
10:37	0.3	0.3	10:37	0.0	0.0	-
10:38	0.3	0.3	10:38	0.0	0.0	-
10:39	0.3	0.3	10:39	0.0	0.0	-
10:40	0.3	0.3	10:40	0.0	0.0	-
10:41	0.3	0.3	10:41	0.0	0.0	-
10:42	0.3	0.3	10:42	0.0	0.0	-
10:43	0.3	0.3	10:43	0.0	0.0	-
10:44	0.3	0.3	10:44	0.0	0.0	-
10:45	0.3	0.3	10:45	0.0	0.0	-
10:46	0.3	0.3	10:46	0.0	0.0	-
10:47	0.3	0.3	10:47	0.0	0.0	-
10:48	0.3	0.3	10:48	0.0	0.0	-
10:49	0.3	0.3	10:49	0.0	0.0	-
10:50	0.3	0.3	10:50	0.0	0.0	-
10:51	0.3	0.3	10:51	0.0	0.0	-
10:52	0.3	0.3	10:52	0.0	0.0	-
10:53	0.3	0.3	10:53	0.0	0.0	-
10:54	0.3	0.3	10:54	0.0	0.0	-
10:55	0.3	0.3	10:55	0.0	0.0	-
10:56	0.3	0.3	10:56	0.0	0.0	-
10:57	0.3	0.3	10:57	0.0	0.0	-
10:58	0.3	0.3	10:58	0.0	0.0	-
10:59	0.3	0.3	10:59	0.0	0.0	-
11:00	0.3	0.3	11:00	0.0	0.0	-
11:01	0.3	0.3	11:01	0.0	0.0	-
11:02	0.3	0.3	11:02	0.0	0.0	-
11:03	0.4	0.3	11:03	0.0	0.0	-
11:04	0.4	0.3	11:04	0.0	0.0	-
11:05	0.4	0.3	11:05	0.0	0.0	-
11:06	0.4	0.3	11:06	0.0	0.0	-
11:07	0.4	0.3	11:07	0.0	0.0	-
11:08	0.4	0.3	11:08	0.0	0.0	-
11:09	0.4	0.3	11:09	0.0	0.0	-
11:10	0.4	0.4	11:10	0.0	0.0	-
11:11	0.4	0.4	11:11	0.0	0.0	-
11:12	0.4	0.4	11:12	0.0	0.0	-

Grand Union Bowling Alley Site
BCP #360222
146 Westchester Avenue, Port Chester
July 17, 2024

PID DATA						
Upwind			Downwind			Exceeds VOC Alarm Limit
Time	Concentration (ppm)	15-Min Avg Concentration (ppm)	Time	Concentration (ppm)	15-Min Avg Concentration (ppm)	
11:13	0.4	0.4	11:13	0.0	0.0	-
11:14	0.4	0.4	11:14	0.0	0.0	-
11:15	0.4	0.4	11:15	0.0	0.0	-
11:16	0.4	0.4	11:16	0.0	0.0	-
11:17	0.4	0.4	11:17	0.0	0.0	-
11:18	0.4	0.4	11:18	0.0	0.0	-
11:19	0.4	0.4	11:19	0.0	0.0	-
11:20	0.5	0.4	11:20	0.0	0.0	-
11:21	0.5	0.4	11:21	0.0	0.0	-
11:22	0.5	0.4	11:22	0.0	0.0	-
11:23	0.5	0.4	11:23	0.0	0.0	-
11:24	0.5	0.5	11:24	0.0	0.0	-
11:25	0.5	0.5	11:25	0.0	0.0	-
11:26	0.5	0.5	11:26	0.0	0.0	-
11:27	0.6	0.5	11:27	0.0	0.0	-
11:28	0.6	0.5	11:28	0.0	0.0	-
11:29	0.6	0.5	11:29	0.0	0.0	-
11:30	0.6	0.5	11:30	0.0	0.0	-
11:31	0.6	0.5	11:31	0.0	0.0	-
11:32	0.6	0.5	11:32	0.0	0.0	-
11:33	0.6	0.5	11:33	0.0	0.0	-
11:34	0.6	0.5	11:34	0.0	0.0	-
11:35	0.6	0.6	11:35	0.0	0.0	-
11:36	0.6	0.6	11:36	0.0	0.0	-
11:37	0.6	0.6	11:37	0.0	0.0	-
11:38	0.6	0.6	11:38	0.0	0.0	-
11:39	0.6	0.6	11:39	0.0	0.0	-
11:40	0.6	0.6	11:40	0.0	0.0	-
11:41	0.6	0.6	11:41	0.0	0.0	-
11:42	0.6	0.6	11:42	0.0	0.0	-
11:43	0.6	0.6	11:43	0.0	0.0	-
11:44	0.6	0.6	11:44	0.0	0.0	-
11:45	0.6	0.6	11:45	0.0	0.0	-
11:46	0.6	0.6	11:46	0.0	0.0	-
11:47	0.6	0.6	11:47	0.0	0.0	-
11:48	0.6	0.6	11:48	0.0	0.0	-
11:49	0.6	0.6	11:49	0.0	0.0	-
11:50	0.6	0.6	11:50	0.0	0.0	-
11:51	0.7	0.6	11:51	0.0	0.0	-
11:52	0.6	0.6	11:52	0.0	0.0	-
11:53	0.6	0.6	11:53	0.0	0.0	-
11:54	0.7	0.6	11:54	0.0	0.0	-
11:55	0.7	0.6	11:55	0.0	0.0	-
11:56	0.7	0.6	11:56	0.0	0.0	-
11:57	0.7	0.6	11:57	0.0	0.0	-
11:58	0.6	0.6	11:58	0.0	0.0	-
11:59	0.6	0.6	11:59	0.0	0.0	-
12:00	0.6	0.6	12:00	0.0	0.0	-

Grand Union Bowling Alley Site
BCP #360222
146 Westchester Avenue, Port Chester
July 17, 2024

PID DATA						
Upwind			Downwind			Exceeds VOC Alarm Limit
Time	Concentration (ppm)	15-Min Avg Concentration (ppm)	Time	Concentration (ppm)	15-Min Avg Concentration (ppm)	
12:01	0.6	0.6	12:01	0.0	0.0	-
12:02	0.7	0.7	12:02	0.0	0.0	-
12:03	0.6	0.7	12:03	0.0	0.0	-
12:04	0.6	0.7	12:04	0.0	0.0	-
12:05	0.7	0.7	12:05	0.0	0.0	-
12:06	0.7	0.7	12:06	0.0	0.0	-
12:07	0.7	0.7	12:07	0.0	0.0	-
12:08	0.7	0.7	12:08	0.0	0.0	-
12:09	0.6	0.7	12:09	0.0	0.0	-
12:10	0.6	0.6	12:10	0.0	0.0	-
12:11	0.6	0.6	12:11	0.0	0.0	-
12:12	0.6	0.6	12:12	0.0	0.0	-
12:13	0.6	0.6	12:13	0.0	0.0	-
12:14	0.6	0.6	12:14	0.0	0.0	-
12:15	0.6	0.6	12:15	0.0	0.0	-
12:16	0.6	0.6	12:16	0.0	0.0	-
12:17	0.6	0.6	12:17	0.0	0.0	-
12:18	0.6	0.6	12:18	0.0	0.0	-
12:19	0.6	0.6	12:19	0.0	0.0	-
12:20	0.6	0.6	12:20	0.0	0.0	-
12:21	0.6	0.6	12:21	0.0	0.0	-
12:22	0.6	0.6	12:22	0.0	0.0	-
12:23	0.5	0.6	12:23	0.0	0.0	-
12:24	0.5	0.6	12:24	0.0	0.0	-
12:25	0.5	0.6	12:25	0.0	0.0	-
12:26	0.5	0.6	12:26	0.0	0.0	-
12:27	0.5	0.6	12:27	0.0	0.0	-
12:28	0.5	0.6	12:28	0.0	0.0	-
12:29	0.5	0.5	12:29	0.0	0.0	-
12:30	0.5	0.5	12:30	0.0	0.0	-
12:31	0.5	0.5	12:31	0.0	0.0	-
12:32	0.5	0.5	12:32	0.0	0.0	-
12:33	0.4	0.5	12:33	0.0	0.0	-
12:34	0.4	0.5	12:34	0.0	0.0	-
12:35	0.4	0.5	12:35	0.0	0.0	-
12:36	0.4	0.5	12:36	0.0	0.0	-
12:37	0.4	0.5	12:37	0.0	0.0	-
12:38	0.4	0.5	12:38	0.0	0.0	-
12:39	0.3	0.4	12:39	0.0	0.0	-
12:40	0.3	0.4	12:40	0.0	0.0	-
12:41	0.3	0.4	12:41	0.0	0.0	-
12:42	0.3	0.4	12:42	0.0	0.0	-
12:43	0.2	0.4	12:43	0.0	0.0	-
12:44	0.2	0.4	12:44	0.0	0.0	-
12:45	0.2	0.3	12:45	0.0	0.0	-
12:46	0.2	0.3	12:46	0.0	0.0	-
12:47	0.2	0.3	12:47	0.0	0.0	-
12:48	0.2	0.3	12:48	0.0	0.0	-

Grand Union Bowling Alley Site
BCP #360222
146 Westchester Avenue, Port Chester
July 17, 2024

PID DATA						
Upwind			Downwind			Exceeds VOC Alarm Limit
Time	Concentration (ppm)	15-Min Avg Concentration (ppm)	Time	Concentration (ppm)	15-Min Avg Concentration (ppm)	
12:49	0.1	0.3	12:49	0.0	0.0	-
12:50	0.1	0.3	12:50	0.0	0.0	-
12:51	0.1	0.2	12:51	0.0	0.0	-
12:52	0.1	0.2	12:52	0.0	0.0	-
12:53	0.1	0.2	12:53	0.0	0.0	-
12:54	0.1	0.2	12:54	0.0	0.0	-
12:55	0.1	0.2	12:55	0.0	0.0	-
12:56	0.1	0.2	12:56	0.0	0.0	-
12:57	0.0	0.1	12:57	0.0	0.0	-
12:58	0.0	0.1	12:58	0.0	0.0	-
12:59	0.0	0.1	12:59	0.0	0.0	-
13:00	0.0	0.1	13:00	0.0	0.0	-
13:01	0.0	0.1	13:01	0.0	0.0	-
13:02	0.0	0.1	13:02	0.0	0.0	-
13:03	0.0	0.1	13:03	0.0	0.0	-
13:04	0.0	0.1	13:04	0.0	0.0	-
13:05	0.0	0.0	13:05	0.0	0.0	-
13:06	0.0	0.0	13:06	0.0	0.0	-
13:07	0.0	0.0	13:07	0.0	0.0	-
13:08	0.0	0.0	13:08	0.0	0.0	-
13:09	0.0	0.0	13:09	0.0	0.0	-
13:10	0.0	0.0	13:10	0.0	0.0	-
13:11	0.0	0.0	13:11	0.0	0.0	-
13:12	0.0	0.0	13:12	0.0	0.0	-
13:13	0.0	0.0	13:13	0.0	0.0	-
13:14	0.0	0.0	13:14	0.0	0.0	-
13:15	0.0	0.0	13:15	0.0	0.0	-
13:16	0.0	0.0	13:16	0.0	0.0	-
13:17	0.0	0.0	13:17	0.0	0.0	-
13:18	0.0	0.0	13:18	0.0	0.0	-
13:19	0.0	0.0	13:19	0.0	0.0	-
13:20	0.0	0.0	13:20	0.0	0.0	-
13:21	0.0	0.0	13:21	0.0	0.0	-
13:22	0.0	0.0	13:22	0.0	0.0	-
13:23	0.0	0.0	13:23	0.0	0.0	-
13:24	0.0	0.0	13:24	0.0	0.0	-
13:25	0.0	0.0	13:25	0.0	0.0	-
13:26	0.0	0.0	13:26	0.0	0.0	-
13:27	0.0	0.0	13:27	0.0	0.0	-
13:28	0.0	0.0	13:28	0.0	0.0	-
13:29	0.0	0.0	13:29	0.0	0.0	-
13:30	0.0	0.0	13:30	0.0	0.0	-
13:31	0.0	0.0	13:31	0.0	0.0	-
13:32	0.0	0.0	13:32	0.0	0.0	-
13:33	0.0	0.0	13:33	0.0	0.0	-
13:34	0.0	0.0	13:34	0.0	0.0	-
13:35	0.0	0.0	13:35	-	-	-

SESI CONSULTING ENGINEERS

959 US-46 Floor 3, Suite 300 - Parsippany-Troy Hills, NJ

DAILY AIR MONITORING REPORT
252 3rd Avenue
New York, New York

09/04/2024

Rev. No. 0 | Page 1 of 2

Project Number: 13542

Dust Action Level: 150 µg/m^3

VOC Action Level: 5 ppm

Weather Data Range for Work Day		Wind Direction	N	Relative Humidity (%)	35.0 - 72.0	Daily Rain Total (in)	0.00	Readings in the summary table and graphs below are the reported downwind concentrations.
Temperature (°F)	59.0 - 76.0	Wind Speed (MPH)	0.0 - 6.9	Barometer (inHg)	30.40 - 30.50	Avg. Dew Point Temp (°F)	49.0	

Station Location	Daily Avg. Dust Concentration (µg/m^3)	Max 15-Min Dust Concentration (µg/m^3)	Time of Max Dust Reading	Daily Avg. VOC Concentration (ppm)	Max 15-Min VOC Concentration (ppm)	Time of Max VOC Reading
Upwind	168.1	774.5	12:25	0.0	0.0	8:32
Downwind	200.0	777.1	12:25	3.8	6.0	N/A

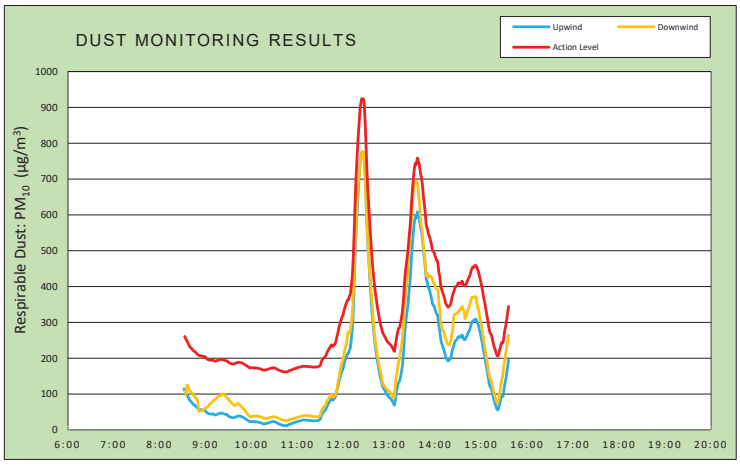

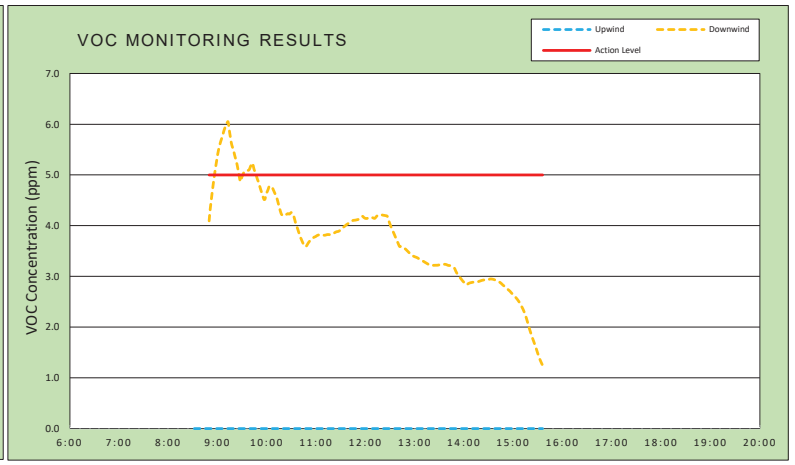

Air Monitoring Notes:

Weather Notes:

EMILCOTT
A Triumvirate Environmental Company

Wind Rose

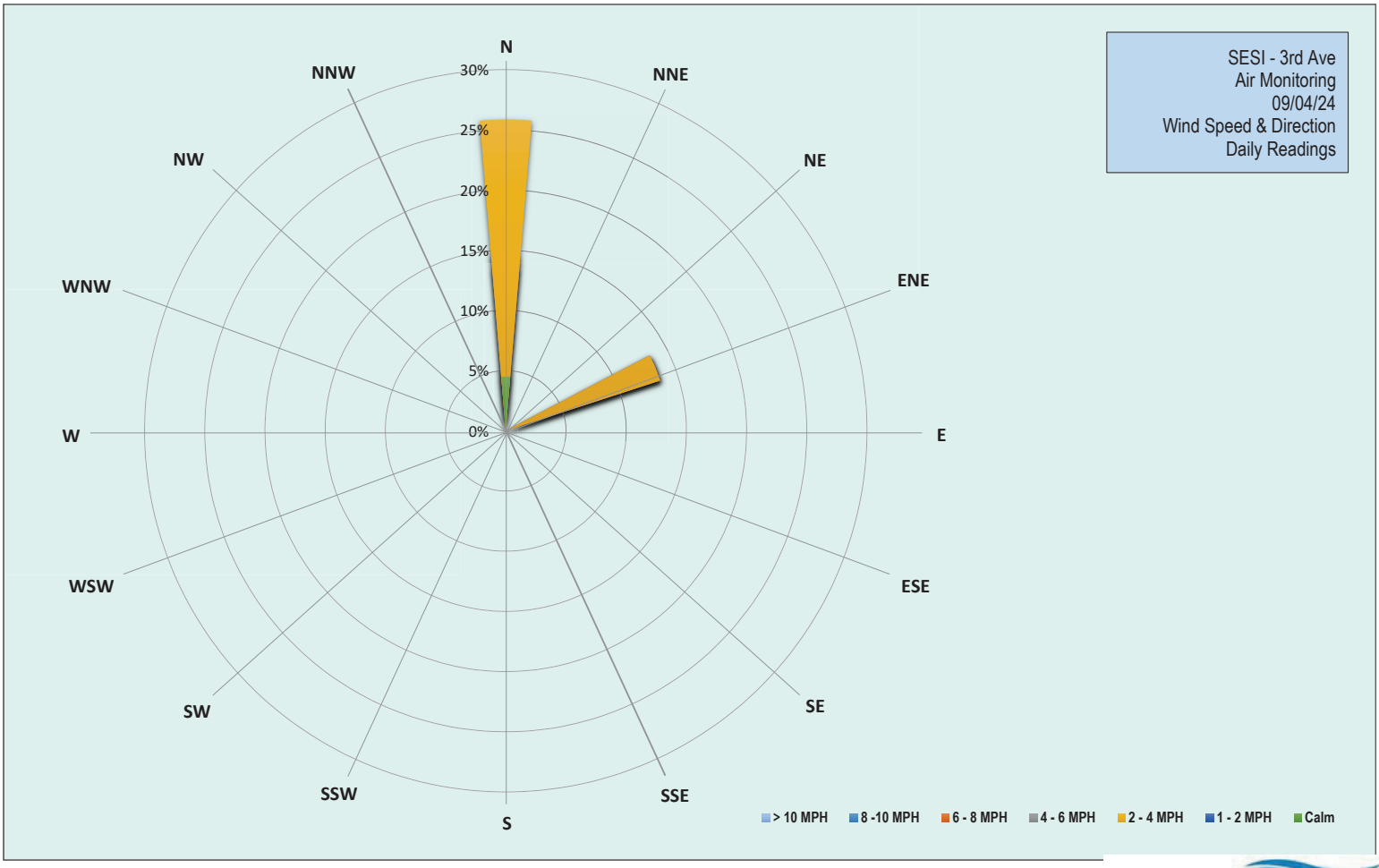

EMILCOTT
A Triumvirate Environmental Company

Grand Union Bowling Alley Site
BCP #360222
150 Westchester Avenue, Port Chester
September 4, 2024

Wednesday, September 4, 2024						
Number of Instances Where Downwind Particulates Exceeds Upwind Particulate + 150 =						0
Number of Comparable Data Points =						350
Start Time:						8:20
End Time:						14:49
PARTICULATE DATA						
Upwind			Downwind			Exceeds Particulate Alarm Limit
Time	Concentration (ug/m^3)	15-Min Avg Concentration (ug/m^3)	Time	Concentration (ug/m^3)	15-Min Avg Concentration (ug/m^3)	
8:20	5.0	-	8:20	-	-	-
8:21	4.8	-	8:21	-	-	-
8:22	2.5	-	8:22	3.7	-	-
8:23	2.3	-	8:23	5.8	-	-
8:24	3.5	-	8:24	3.3	-	-
8:25	2.0	-	8:25	2.0	-	-
8:26	1.3	-	8:26	3.5	-	-
8:27	1.8	-	8:27	3.0	-	-
8:28	2.0	-	8:28	3.8	-	-
8:29	2.5	-	8:29	3.3	-	-
8:30	3.5	-	8:30	3.8	-	-
8:31	4.5	-	8:31	7.5	-	-
8:32	3.3	-	8:32	3.0	-	-
8:33	7.8	-	8:33	3.8	-	-
8:34	2.3	-	8:34	7.5	-	-
8:35	4.0	3.2	8:35	2.3	-	-
8:36	5.0	3.2	8:36	3.3	-	-
8:37	3.8	3.3	8:37	3.8	4.0	-
8:38	5.0	3.5	8:38	5.3	3.9	-
8:39	9.0	3.8	8:39	3.5	3.9	-
8:40	9.8	4.4	8:40	5.5	4.2	-
8:41	3.8	4.5	8:41	4.3	4.2	-
8:42	4.0	4.7	8:42	16.8	5.1	-
8:43	2.5	4.7	8:43	6.5	5.3	-
8:44	4.8	4.9	8:44	6.0	5.5	-
8:45	5.3	5.0	8:45	6.8	5.7	-
8:46	5.8	5.1	8:46	4.6	5.5	-
8:47	8.8	5.4	8:47	8.4	5.9	-
8:48	7.3	5.4	8:48	6.8	6.1	-
8:49	11.0	6.0	8:49	7.2	6.1	-
8:50	9.8	6.4	8:50	8.4	6.5	-
8:51	15.0	7.0	8:51	10.4	6.9	-
8:52	8.3	7.3	8:52	7.4	7.2	-
8:53	7.3	7.5	8:53	7.4	7.3	-
8:54	7.0	7.3	8:54	8.6	7.7	-
8:55	8.8	7.3	8:55	7.6	7.8	-
8:56	7.5	7.5	8:56	9.2	8.1	-
8:57	8.0	7.8	8:57	8.2	7.6	-
8:58	8.3	8.2	8:58	8.8	7.7	-
8:59	8.8	8.4	8:59	9.6	8.0	-
9:00	10.0	8.8	9:00	9.2	8.1	-
9:01	17.3	9.5	9:01	24.0	9.4	-

Grand Union Bowling Alley Site
BCP #360222
150 Westchester Avenue, Port Chester
September 4, 2024

PARTICULATE DATA						
Upwind			Downwind			Exceeds Particulate Alarm Limit
Time	Concentration (ug/m^3)	15-Min Avg Concentration (ug/m^3)	Time	Concentration (ug/m^3)	15-Min Avg Concentration (ug/m^3)	
9:02	21.0	10.3	9:02	13.6	9.8	-
9:03	12.8	10.7	9:03	12.6	10.1	-
9:04	18.0	11.2	9:04	13.4	10.6	-
9:05	17.8	11.7	9:05	9.6	10.6	-
9:06	9.3	11.3	9:06	10.2	10.6	-
9:07	9.3	11.4	9:07	11.0	10.9	-
9:08	39.3	13.5	9:08	9.8	11.0	-
9:09	16.3	14.1	9:09	11.0	11.2	-
9:10	14.0	14.5	9:10	10.8	11.4	-
9:11	14.5	15.0	9:11	11.2	11.5	-
9:12	12.3	15.2	9:12	17.6	12.2	-
9:13	12.0	15.5	9:13	11.4	12.3	-
9:14	12.0	15.7	9:14	16.2	12.8	-
9:15	11.8	15.8	9:15	13.2	13.0	-
9:16	12.0	15.5	9:16	12.0	12.2	-
9:17	11.0	14.8	9:17	12.2	12.1	-
9:18	12.0	14.8	9:18	12.8	12.2	-
9:19	12.3	14.4	9:19	12.8	12.1	-
9:20	11.8	14.0	9:20	13.2	12.4	-
9:21	13.0	14.2	9:21	13.6	12.6	-
9:22	12.3	14.4	9:22	13.8	12.8	-
9:23	12.3	12.6	9:23	15.6	13.2	-
9:24	11.8	12.3	9:24	16.8	13.5	-
9:25	13.3	12.3	9:25	15.4	13.9	-
9:26	13.8	12.2	9:26	15.6	14.1	-
9:27	14.0	12.3	9:27	15.6	14.0	-
9:28	13.0	12.4	9:28	15.0	14.3	-
9:29	13.5	12.5	9:29	15.4	14.2	-
9:30	15.0	12.7	9:30	17.0	14.5	-
9:31	13.3	12.8	9:31	16.2	14.7	-
9:32	12.8	12.9	9:32	21.4	15.3	-
9:33	14.3	13.1	9:33	18.6	15.7	-
9:34	15.0	13.3	9:34	18.2	16.1	-
9:35	14.5	13.4	9:35	18.4	16.4	-
9:36	14.8	13.6	9:36	17.2	16.7	-
9:37	15.0	13.7	9:37	17.6	16.9	-
9:38	14.3	13.9	9:38	17.2	17.0	-
9:39	14.5	14.1	9:39	17.4	17.1	-
9:40	15.8	14.2	9:40	18.8	17.3	-
9:41	15.3	14.3	9:41	19.6	17.6	-
9:42	38.8	16.0	9:42	20.6	17.9	-
9:43	26.0	16.8	9:43	20.0	18.2	-
9:44	15.8	17.0	9:44	19.6	18.5	-
9:45	16.5	17.1	9:45	20.4	18.7	-
9:46	18.0	17.4	9:46	20.0	19.0	-
9:47	17.0	17.7	9:47	20.8	19.0	-
9:48	17.0	17.9	9:48	21.0	19.1	-
9:49	17.3	18.0	9:49	22.8	19.4	-

Grand Union Bowling Alley Site
BCP #360222
150 Westchester Avenue, Port Chester
September 4, 2024

PARTICULATE DATA						
Upwind			Downwind			Exceeds Particulate Alarm Limit
Time	Concentration (ug/m^3)	15-Min Avg Concentration (ug/m^3)	Time	Concentration (ug/m^3)	15-Min Avg Concentration (ug/m^3)	
9:50	17.0	18.2	9:50	21.4	19.6	-
9:51	18.3	18.4	9:51	21.8	19.9	-
9:52	17.0	18.6	9:52	21.8	20.2	-
9:53	-	-	9:53	23.0	20.6	-
9:54	-	-	9:54	22.8	21.0	-
9:55	-	-	9:55	22.4	21.2	-
9:56	-	-	9:56	24.2	21.5	-
9:57	-	-	9:57	24.4	21.8	-
9:58	-	-	9:58	24.6	22.1	-
9:59	-	-	9:59	27.6	22.6	-
10:00	-	-	10:00	27.8	23.1	-
10:01	20.3	-	10:01	25.0	23.4	-
10:02	19.8	-	10:02	25.8	23.8	-
10:03	20.0	-	10:03	25.0	24.0	-
10:04	20.0	-	10:04	25.2	24.2	-
10:05	22.0	-	10:05	28.4	24.7	-
10:06	22.0	-	10:06	32.0	25.3	-
10:07	26.8	-	10:07	27.8	25.7	-
10:08	23.3	-	10:08	26.2	25.9	-
10:09	22.5	-	10:09	26.4	26.2	-
10:10	37.8	-	10:10	26.8	26.5	-
10:11	29.3	-	10:11	27.6	26.7	-
10:12	27.5	-	10:12	28.8	27.0	-
10:13	35.8	-	10:13	27.6	27.2	-
10:14	26.8	-	10:14	29.8	27.3	-
10:15	27.5	-	10:15	31.8	27.6	-
10:16	30.5	26.1	10:16	31.8	28.1	-
10:17	29.8	26.8	10:17	33.6	28.6	-
10:18	34.3	27.7	10:18	50.6	30.3	-
10:19	30.3	28.4	10:19	30.0	30.6	-
10:20	28.8	28.8	10:20	30.2	30.7	-
10:21	36.8	29.8	10:21	29.8	30.6	-
10:22	26.3	29.8	10:22	29.6	30.7	-
10:23	25.5	29.9	10:23	30.4	31.0	-
10:24	24.8	30.1	10:24	33.2	31.4	-
10:25	26.5	29.3	10:25	35.2	32.0	-
10:26	28.0	29.3	10:26	35.0	32.5	-
10:27	24.8	29.1	10:27	35.2	32.9	-
10:28	26.5	28.5	10:28	35.0	33.4	-
10:29	27.0	28.5	10:29	41.8	34.2	-
10:30	29.8	28.6	10:30	37.2	34.6	-
10:31	44.5	29.6	10:31	31.0	34.5	-
10:32	43.3	30.5	10:32	37.2	34.8	-
10:33	25.3	29.9	10:33	52.8	34.9	-
10:34	27.0	29.6	10:34	46.8	36.0	-
10:35	25.5	29.4	10:35	35.2	36.4	-
10:36	29.8	29.0	10:36	46.2	37.5	-
10:37	265.0	44.9	10:37	49.2	38.8	-

Grand Union Bowling Alley Site
BCP #360222
150 Westchester Avenue, Port Chester
September 4, 2024

PARTICULATE DATA						
Upwind			Downwind			Exceeds Particulate Alarm Limit
Time	Concentration (ug/m^3)	15-Min Avg Concentration (ug/m^3)	Time	Concentration (ug/m^3)	15-Min Avg Concentration (ug/m^3)	
10:38	58.5	47.1	10:38	37.2	39.2	-
10:39	29.5	47.4	10:39	38.8	39.6	-
10:40	25.3	47.3	10:40	40.0	39.9	-
10:41	26.5	47.2	10:41	36.4	40.0	-
10:42	29.0	47.5	10:42	49.2	40.9	-
10:43	29.5	47.7	10:43	51.8	42.1	-
10:44	31.5	48.0	10:44	36.2	41.7	-
10:45	40.3	48.7	10:45	48.6	42.4	-
10:46	42.5	48.6	10:46	50.2	43.7	-
10:47	30.5	47.7	10:47	50.2	44.6	-
10:48	27.5	47.9	10:48	40.8	43.8	-
10:49	29.5	48.0	10:49	51.2	44.1	-
10:50	27.8	48.2	10:50	35.2	44.1	-
10:51	26.8	48.0	10:51	33.8	43.3	-
10:52	26.0	32.0	10:52	42.2	42.8	-
10:53	26.5	29.9	10:53	51.8	43.8	-
10:54	37.2	30.4	10:54	26.8	43.0	-
10:55	36.0	31.1	10:55	27.3	42.1	-
10:56	35.6	31.7	10:56	28.0	41.5	-
10:57	32.4	32.0	10:57	26.8	40.1	-
10:58	34.2	32.3	10:58	26.5	38.4	-
10:59	33.2	32.4	10:59	26.3	37.7	-
11:00	34.6	32.0	11:00	26.5	36.2	-
11:01	32.8	31.4	11:01	27.8	34.7	-
11:02	33.2	31.5	11:02	27.3	33.2	-
11:03	35.4	32.1	11:03	27.0	32.3	-
11:04	33.6	32.3	11:04	26.5	30.6	-
11:05	34.0	32.8	11:05	25.8	30.0	-
11:06	37.0	33.4	11:06	25.8	29.5	-
11:07	36.8	34.2	11:07	26.5	28.4	-
11:08	37.5	34.9	11:08	27.5	26.8	-
11:09	38.0	35.0	11:09	26.3	26.8	-
11:10	36.0	35.0	11:10	26.5	26.7	-
11:11	34.8	34.9	11:11	26.3	26.6	-
11:12	36.8	35.2	11:12	25.8	26.5	-
11:13	37.3	35.4	11:13	25.5	26.5	-
11:14	35.3	35.5	11:14	26.0	26.5	-
11:15	35.3	35.6	11:15	25.3	26.4	-
11:16	35.3	35.7	11:16	26.3	26.3	-
11:17	35.3	35.9	11:17	28.5	26.4	-
11:18	44.5	36.5	11:18	27.0	26.4	-
11:19	37.0	36.7	11:19	27.0	26.4	-
11:20	36.3	36.9	11:20	26.8	26.5	-
11:21	38.0	36.9	11:21	25.3	26.4	-
11:22	35.3	36.8	11:22	25.5	26.4	-
11:23	34.5	36.6	11:23	25.3	26.2	-
11:24	35.3	36.4	11:24	31.0	26.5	-
11:25	34.0	36.3	11:25	26.3	26.5	-

Grand Union Bowling Alley Site
BCP #360222
150 Westchester Avenue, Port Chester
September 4, 2024

PARTICULATE DATA						
Upwind			Downwind			Exceeds Particulate Alarm Limit
Time	Concentration (ug/m^3)	15-Min Avg Concentration (ug/m^3)	Time	Concentration (ug/m^3)	15-Min Avg Concentration (ug/m^3)	
11:26	35.0	36.3	11:26	30.3	26.8	-
11:27	35.3	36.2	11:27	43.8	28.0	-
11:28	36.0	36.1	11:28	28.5	28.2	-
11:29	35.8	36.2	11:29	27.0	28.2	-
11:30	37.3	36.3	11:30	26.5	28.3	-
11:31	38.3	36.5	11:31	26.0	28.3	-
11:32	35.8	36.5	11:32	26.0	28.1	-
11:33	37.3	36.1	11:33	34.5	28.6	-
11:34	36.0	36.0	11:34	28.5	28.7	-
11:35	37.5	36.1	11:35	28.0	28.8	-
11:36	36.8	36.0	11:36	28.3	29.0	-
11:37	36.3	36.1	11:37	55.8	31.0	-
11:38	37.3	36.2	11:38	31.0	31.4	-
11:39	35.5	36.3	11:39	28.3	31.2	-
11:40	39.8	36.6	11:40	40.8	32.2	-
11:41	37.8	36.8	11:41	28.0	32.1	-
11:42	36.5	36.9	11:42	30.5	31.2	-
11:43	37.3	37.0	11:43	28.8	31.2	-
11:44	36.3	37.0	11:44	28.5	31.3	-
11:45	36.5	37.0	11:45	29.0	31.5	-
11:46	36.3	36.8	11:46	27.0	31.5	-
11:47	36.5	36.9	11:47	27.5	31.6	-
11:48	37.5	36.9	11:48	27.3	31.1	-
11:49	36.5	36.9	11:49	26.5	31.0	-
11:50	36.8	36.9	11:50	26.5	30.9	-
11:51	36.3	36.9	11:51	26.3	30.8	-
11:52	37.5	36.9	11:52	27.3	28.9	-
11:53	38.0	37.0	11:53	27.0	28.6	-
11:54	37.5	37.1	11:54	27.5	28.6	-
11:55	37.0	36.9	11:55	27.0	27.6	-
11:56	37.5	36.9	11:56	27.0	27.6	-
11:57	38.3	37.0	11:57	27.8	27.4	-
11:58	38.0	37.1	11:58	27.3	27.3	-
11:59	38.5	37.2	11:59	26.5	27.2	-
12:00	37.8	37.3	12:00	26.3	27.0	-
12:01	40.0	37.6	12:01	27.0	27.0	-
12:02	38.3	37.7	12:02	26.5	26.9	-
12:03	40.0	37.9	12:03	27.5	26.9	-
12:04	38.3	38.0	12:04	27.0	27.0	-
12:05	39.5	38.2	12:05	27.5	27.0	-
12:06	39.8	38.4	12:06	27.3	27.1	-
12:07	40.0	38.6	12:07	27.3	27.1	-
12:08	37.8	38.5	12:08	27.0	27.1	-
12:09	39.3	38.7	12:09	26.5	27.0	-
12:10	41.8	39.0	12:10	28.3	27.1	-
12:11	38.8	39.1	12:11	28.0	27.2	-
12:12	39.5	39.1	12:12	27.3	27.1	-
12:13	41.5	39.4	12:13	27.8	27.2	-

Grand Union Bowling Alley Site
BCP #360222
150 Westchester Avenue, Port Chester
September 4, 2024

PARTICULATE DATA						
Upwind			Downwind			Exceeds Particulate Alarm Limit
Time	Concentration (ug/m^3)	15-Min Avg Concentration (ug/m^3)	Time	Concentration (ug/m^3)	15-Min Avg Concentration (ug/m^3)	
12:14	40.8	39.5	12:14	27.0	27.2	-
12:15	40.5	39.7	12:15	28.0	27.3	-
12:16	39.5	39.7	12:16	27.8	27.4	-
12:17	42.0	39.9	12:17	28.8	27.5	-
12:18	41.8	40.0	12:18	28.3	27.6	-
12:19	43.0	40.4	12:19	29.3	27.7	-
12:20	40.5	40.4	12:20	29.0	27.8	-
12:21	39.0	40.4	12:21	29.3	28.0	-
12:22	40.5	40.4	12:22	30.3	28.2	-
12:23	40.8	40.6	12:23	31.8	28.5	-
12:24	39.3	40.6	12:24	31.0	28.8	-
12:25	40.8	40.5	12:25	34.3	29.2	-
12:26	40.8	40.7	12:26	43.0	30.2	-
12:27	41.5	40.8	12:27	28.5	30.3	-
12:28	40.5	40.7	12:28	29.8	30.4	-
12:29	40.3	40.7	12:29	35.8	31.0	-
12:30	40.5	40.7	12:30	30.5	31.1	-
12:31	44.8	41.1	12:31	39.0	31.9	-
12:32	44.5	41.2	12:32	31.3	32.1	-
12:33	44.3	41.4	12:33	43.3	33.1	-
12:34	40.8	41.2	12:34	34.8	33.4	-
12:35	44.0	41.5	12:35	46.5	34.6	-
12:36	49.0	42.1	12:36	32.8	34.8	-
12:37	42.5	42.3	12:37	33.0	35.0	-
12:38	41.8	42.3	12:38	132.0	41.7	-
12:39	43.5	42.6	12:39	39.5	42.3	-
12:40	42.0	42.7	12:40	39.5	42.6	-
12:41	43.5	42.9	12:41	32.5	41.9	-
12:42	47.3	43.3	12:42	32.3	42.2	-
12:43	45.3	43.6	12:43	32.0	42.3	-
12:44	44.8	43.9	12:44	34.3	42.2	-
12:45	43.0	44.1	12:45	52.8	43.7	-
12:46	44.5	44.0	12:46	44.5	44.1	-
12:47	42.5	43.9	12:47	87.8	47.8	-
12:48	43.8	43.9	12:48	34.3	47.2	-
12:49	45.0	44.2	12:49	34.5	47.2	-
12:50	44.5	44.2	12:50	35.3	46.5	-
12:51	43.3	43.8	12:51	49.3	47.6	-
12:52	45.0	44.0	12:52	52.8	48.9	-
12:53	41.5	44.0	12:53	37.0	42.5	-
12:54	40.3	43.7	12:54	35.8	42.3	-
12:55	47.0	44.1	12:55	47.8	42.8	-
12:56	42.8	44.0	12:56	34.3	43.0	-
12:57	41.5	43.6	12:57	104.3	47.8	-
12:58	42.3	43.4	12:58	41.3	48.4	-
12:59	41.5	43.2	12:59	37.0	48.6	-
13:00	41.3	43.1	13:00	36.3	47.5	-
13:01	42.3	43.0	13:01	35.0	46.8	-

Grand Union Bowling Alley Site
BCP #360222
150 Westchester Avenue, Port Chester
September 4, 2024

PARTICULATE DATA						
Upwind			Downwind			Exceeds Particulate Alarm Limit
Time	Concentration (ug/m^3)	15-Min Avg Concentration (ug/m^3)	Time	Concentration (ug/m^3)	15-Min Avg Concentration (ug/m^3)	
13:02	41.8	42.9	13:02	42.3	43.8	-
13:03	41.5	42.8	13:03	64.5	45.8	-
13:04	41.3	42.5	13:04	35.5	45.9	-
13:05	42.3	42.4	13:05	35.5	45.9	-
13:06	41.5	42.2	13:06	41.0	45.3	-
13:07	43.8	42.2	13:07	47.3	45.0	-
13:08	43.5	42.3	13:08	37.5	45.0	-
13:09	45.0	42.6	13:09	37.3	45.1	-
13:10	42.0	42.3	13:10	36.8	44.4	-
13:11	42.0	42.2	13:11	37.8	44.6	-
13:12	52.3	42.9	13:12	36.8	40.1	-
13:13	41.3	42.9	13:13	36.3	39.8	-
13:14	42.3	42.9	13:14	36.5	39.7	-
13:15	42.3	43.0	13:15	41.5	40.1	-
13:16	41.5	42.9	13:16	40.5	40.5	-
13:17	42.0	43.0	13:17	37.5	40.1	-
13:18	42.0	43.0	13:18	37.0	38.3	-
13:19	42.3	43.1	13:19	38.0	38.5	-
13:20	41.8	43.0	13:20	38.8	38.7	-
13:21	42.3	43.1	13:21	42.5	38.8	-
13:22	42.8	43.0	13:22	41.3	38.4	-
13:23	43.0	43.0	13:23	41.3	38.6	-
13:24	39.3	42.6	13:24	43.5	39.1	-
13:25	39.8	42.4	13:25	43.5	39.5	-
13:26	38.8	42.2	13:26	41.8	39.8	-
13:27	40.8	41.5	13:27	42.3	40.1	-
13:28	39.5	41.3	13:28	42.5	40.6	-
13:29	38.5	41.1	13:29	45.5	41.2	-
13:30	37.8	40.8	13:30	42.5	41.2	-
13:31	40.0	40.7	13:31	44.3	41.5	-
13:32	38.5	40.5	13:32	43.0	41.8	-
13:33	38.8	40.2	13:33	47.0	42.5	-
13:34	39.5	40.1	13:34	42.8	42.8	-
13:35	42.3	40.1	13:35	42.5	43.1	-
13:36	48.0	40.5	13:36	44.3	43.2	-
13:37	43.5	40.5	13:37	44.3	43.4	-
13:38	41.5	40.4	13:38	43.5	43.5	-
13:39	43.0	40.7	13:39	44.8	43.6	-
13:40	40.5	40.7	13:40	44.0	43.7	-
13:41	46.8	41.3	13:41	46.3	44.0	-
13:42	41.5	41.3	13:42	44.0	44.1	-
13:43	44.3	41.6	13:43	42.8	44.1	-
13:44	45.5	42.1	13:44	53.0	44.6	-
13:45	41.3	42.3	13:45	49.8	45.1	-
13:46	40.0	42.3	13:46	49.5	45.4	-
13:47	43.0	42.6	13:47	44.0	45.5	-
13:48	42.8	42.9	13:48	44.5	45.3	-
13:49	41.5	43.0	13:49	47.8	45.7	-

Grand Union Bowling Alley Site
BCP #360222
150 Westchester Avenue, Port Chester
September 4, 2024

PARTICULATE DATA						
Upwind			Downwind			Exceeds Particulate Alarm Limit
Time	Concentration (ug/m^3)	15-Min Avg Concentration (ug/m^3)	Time	Concentration (ug/m^3)	15-Min Avg Concentration (ug/m^3)	
13:50	47.3	43.4	13:50	43.8	45.7	-
13:51	56.5	43.9	13:51	43.3	45.7	-
13:52	42.3	43.8	13:52	43.5	45.6	-
13:53	43.3	44.0	13:53	43.8	45.6	-
13:54	42.0	43.9	13:54	51.0	46.1	-
13:55	79.8	46.5	13:55	43.5	46.0	-
13:56	69.8	48.0	13:56	43.3	45.8	-
13:57	44.8	48.3	13:57	43.5	45.8	-
13:58	44.0	48.2	13:58	43.3	45.8	-
13:59	43.3	48.1	13:59	44.5	45.3	-
14:00	54.0	48.9	14:00	43.8	44.9	-
14:01	51.8	49.7	14:01	45.5	44.6	-
14:02	43.3	49.7	14:02	43.8	44.6	-
14:03	66.8	51.3	14:03	46.5	44.7	-
14:04	82.8	54.1	14:04	44.8	44.5	-
14:05	56.8	54.7	14:05	46.5	44.7	-
14:06	60.0	55.0	14:06	46.3	44.9	-
14:07	70.5	56.8	14:07	49.5	45.3	-
14:08	54.0	57.6	14:08	49.3	45.7	-
14:09	48.8	58.0	14:09	51.0	45.7	-
14:10	44.8	55.7	14:10	42.3	45.6	-
14:11	43.5	53.9	14:11	42.8	45.5	-
14:12	45.3	54.0	14:12	42.3	45.5	-
14:13	45.8	54.1	14:13	41.8	45.4	-
14:14	45.0	54.2	14:14	42.3	45.2	-
14:15	44.5	53.6	14:15	42.0	45.1	-
14:16	45.5	53.1	14:16	43.0	44.9	-
14:17	44.0	53.2	14:17	42.5	44.8	-
14:18	46.0	51.8	14:18	44.3	44.7	-
14:19	46.3	49.4	14:19	43.0	44.6	-
14:20	45.0	48.6	14:20	42.8	44.3	-
14:21	44.5	47.6	14:21	44.3	44.2	-
14:22	44.5	45.8	14:22	44.0	43.8	-
14:23	44.3	45.2	14:23	44.8	43.5	-
14:24	46.0	45.0	14:24	44.8	43.1	-
14:25	44.8	45.0	14:25	45.3	43.3	-
14:26	45.3	45.1	14:26	49.0	43.7	-
14:27	45.3	45.1	14:27	48.5	44.1	-
14:28	43.8	45.0	14:28	47.5	44.5	-
14:29	45.0	45.0	14:29	44.5	44.7	-
14:30	44.8	45.0	14:30	44.8	44.9	-
14:31	44.0	44.9	14:31	46.0	45.1	-
14:32	44.8	44.9	14:32	45.5	45.3	-
14:33	45.3	44.9	14:33	47.0	45.4	-
14:34	44.8	44.8	14:34	46.5	45.7	-
14:35	45.5	44.8	14:35	45.8	45.9	-
14:36	45.3	44.9	14:36	46.0	46.0	-
14:37	45.0	44.9	14:37	52.3	46.5	-

Grand Union Bowling Alley Site
BCP #360222
150 Westchester Avenue, Port Chester
September 4, 2024

PARTICULATE DATA						
Upwind			Downwind			Exceeds Particulate Alarm Limit
Time	Concentration (ug/m^3)	15-Min Avg Concentration (ug/m^3)	Time	Concentration (ug/m^3)	15-Min Avg Concentration (ug/m^3)	
14:38	44.5	44.9	14:38	55.5	47.3	-
14:39	46.0	44.9	14:39	60.3	48.3	-
14:40	46.8	45.1	14:40	50.5	48.6	-
14:41	46.8	45.2	14:41	64.0	49.6	-
14:42	44.5	45.1	14:42	52.8	49.9	-
14:43	45.5	45.2	14:43	49.8	50.1	-
14:44	44.3	45.2	14:44	51.5	50.5	-
14:45	46.0	45.3	14:45	256.8	64.7	-
14:46	44.3	45.3	14:46	60.3	65.6	-
14:47	44.3	45.2	14:47	48.3	65.8	-
14:48	46.0	45.3	14:48	72.0	67.5	-
14:49	45.0	45.3	14:49	50.5	67.7	-

Grand Union Bowling Alley Site
BCP #360222
150 Westchester Avenue, Port Chester
September 4, 2024

Wednesday, September 4, 2024						
Number of Instances Where Downwind VOCs Exceeds Upwind VOCs + 5 =						0
Number of Comparable Data Points =						350
Start Time:						8:20
End Time:						14:49
PID DATA						
Upwind			Downwind			Exceeds VOC Alarm Limit
Time	Concentration (ppm)	15-Min Avg Concentration (ppm)	Time	Concentration (ppm)	15-Min Avg Concentration (ppm)	
8:20	0.0	-	8:20	-	-	-
8:21	0.0	-	8:21	-	-	-
8:22	0.0	-	8:22	0.0	-	-
8:23	0.0	-	8:23	0.0	-	-
8:24	0.0	-	8:24	0.0	-	-
8:25	0.0	-	8:25	0.0	-	-
8:26	0.0	-	8:26	0.0	-	-
8:27	0.0	-	8:27	0.0	-	-
8:28	0.0	-	8:28	0.0	-	-
8:29	0.0	-	8:29	0.0	-	-
8:30	0.0	-	8:30	0.0	-	-
8:31	0.0	-	8:31	0.0	-	-
8:32	0.0	-	8:32	0.0	-	-
8:33	0.0	-	8:33	0.0	-	-
8:34	0.0	-	8:34	0.0	-	-
8:35	0.0	0.0	8:35	0.0	-	-
8:36	0.0	0.0	8:36	0.0	-	-
8:37	0.0	0.0	8:37	0.0	0.0	-
8:38	0.0	0.0	8:38	0.0	0.0	-
8:39	0.0	0.0	8:39	0.0	0.0	-
8:40	0.0	0.0	8:40	0.0	0.0	-
8:41	0.0	0.0	8:41	0.0	0.0	-
8:42	0.0	0.0	8:42	0.0	0.0	-
8:43	0.0	0.0	8:43	0.0	0.0	-
8:44	0.0	0.0	8:44	0.0	0.0	-
8:45	0.0	0.0	8:45	0.0	0.0	-
8:46	0.0	0.0	8:46	0.0	0.0	-
8:47	0.0	0.0	8:47	0.0	0.0	-
8:48	0.0	0.0	8:48	0.0	0.0	-
8:49	0.0	0.0	8:49	0.0	0.0	-
8:50	0.0	0.0	8:50	0.0	0.0	-
8:51	0.0	0.0	8:51	0.0	0.0	-
8:52	0.0	0.0	8:52	0.0	0.0	-
8:53	0.0	0.0	8:53	0.0	0.0	-
8:54	0.0	0.0	8:54	0.0	0.0	-
8:55	0.0	0.0	8:55	0.0	0.0	-
8:56	0.0	0.0	8:56	0.0	0.0	-
8:57	0.0	0.0	8:57	0.0	0.0	-
8:58	0.0	0.0	8:58	0.0	0.0	-
8:59	0.0	0.0	8:59	0.0	0.0	-
9:00	0.0	0.0	9:00	0.0	0.0	-
9:01	0.0	0.0	9:01	0.0	0.0	-
9:02	0.0	0.0	9:02	0.0	0.0	-

Grand Union Bowling Alley Site
BCP #360222
150 Westchester Avenue, Port Chester
September 4, 2024

PID DATA						
Upwind			Downwind			
Time	Concentration (ppm)	15-Min Avg Concentration (ppm)	Time	Concentration (ppm)	15-Min Avg Concentration (ppm)	Exceeds VOC Alarm Limit
9:03	0.0	0.0	9:03	0.0	0.0	-
9:04	0.0	0.0	9:04	0.0	0.0	-
9:05	0.0	0.0	9:05	0.0	0.0	-
9:06	0.0	0.0	9:06	0.0	0.0	-
9:07	0.0	0.0	9:07	0.0	0.0	-
9:08	0.0	0.0	9:08	0.0	0.0	-
9:09	0.0	0.0	9:09	0.0	0.0	-
9:10	0.0	0.0	9:10	0.0	0.0	-
9:11	0.0	0.0	9:11	0.0	0.0	-
9:12	0.0	0.0	9:12	0.0	0.0	-
9:13	0.0	0.0	9:13	0.0	0.0	-
9:14	0.0	0.0	9:14	0.0	0.0	-
9:15	0.0	0.0	9:15	0.0	0.0	-
9:16	0.0	0.0	9:16	0.0	0.0	-
9:17	0.0	0.0	9:17	0.0	0.0	-
9:18	0.0	0.0	9:18	0.0	0.0	-
9:19	0.0	0.0	9:19	0.0	0.0	-
9:20	0.0	0.0	9:20	0.0	0.0	-
9:21	0.0	0.0	9:21	0.0	0.0	-
9:22	0.0	0.0	9:22	0.0	0.0	-
9:23	0.0	0.0	9:23	0.0	0.0	-
9:24	0.0	0.0	9:24	0.0	0.0	-
9:25	0.0	0.0	9:25	0.0	0.0	-
9:26	0.0	0.0	9:26	0.0	0.0	-
9:27	0.0	0.0	9:27	0.0	0.0	-
9:28	0.0	0.0	9:28	0.0	0.0	-
9:29	0.0	0.0	9:29	0.0	0.0	-
9:30	0.0	0.0	9:30	0.0	0.0	-
9:31	0.0	0.0	9:31	0.0	0.0	-
9:32	0.0	0.0	9:32	0.0	0.0	-
9:33	0.0	0.0	9:33	0.0	0.0	-
9:34	0.0	0.0	9:34	0.0	0.0	-
9:35	0.0	0.0	9:35	0.0	0.0	-
9:36	0.0	0.0	9:36	0.0	0.0	-
9:37	0.0	0.0	9:37	0.0	0.0	-
9:38	0.0	0.0	9:38	0.0	0.0	-
9:39	0.0	0.0	9:39	0.0	0.0	-
9:40	0.0	0.0	9:40	0.0	0.0	-
9:41	0.0	0.0	9:41	0.0	0.0	-
9:42	0.0	0.0	9:42	0.0	0.0	-
9:43	0.0	0.0	9:43	0.0	0.0	-
9:44	0.0	0.0	9:44	0.0	0.0	-
9:45	0.0	0.0	9:45	0.0	0.0	-
9:46	0.0	0.0	9:46	0.0	0.0	-
9:47	0.0	0.0	9:47	0.0	0.0	-
9:48	0.0	0.0	9:48	0.0	0.0	-
9:49	0.0	0.0	9:49	0.0	0.0	-
9:50	0.0	0.0	9:50	0.0	0.0	-

Grand Union Bowling Alley Site
BCP #360222
150 Westchester Avenue, Port Chester
September 4, 2024

PID DATA						
Upwind			Downwind			
Time	Concentration (ppm)	15-Min Avg Concentration (ppm)	Time	Concentration (ppm)	15-Min Avg Concentration (ppm)	Exceeds VOC Alarm Limit
9:51	0.0	0.0	9:51	0.0	0.0	-
9:52	0.0	0.0	9:52	0.0	0.0	-
9:53	-	-	9:53	0.0	0.0	-
9:54	-	-	9:54	0.0	0.0	-
9:55	-	-	9:55	0.0	0.0	-
9:56	-	-	9:56	0.0	0.0	-
9:57	-	-	9:57	0.0	0.0	-
9:58	-	-	9:58	0.0	0.0	-
9:59	-	-	9:59	0.0	0.0	-
10:00	-	-	10:00	0.0	0.0	-
10:01	0.0	-	10:01	0.0	0.0	-
10:02	0.0	-	10:02	0.0	0.0	-
10:03	0.0	-	10:03	0.0	0.0	-
10:04	0.0	-	10:04	0.0	0.0	-
10:05	0.0	-	10:05	0.0	0.0	-
10:06	0.0	-	10:06	0.0	0.0	-
10:07	0.0	-	10:07	0.0	0.0	-
10:08	0.0	-	10:08	0.0	0.0	-
10:09	0.0	-	10:09	0.0	0.0	-
10:10	0.0	-	10:10	0.0	0.0	-
10:11	0.0	-	10:11	0.0	0.0	-
10:12	0.0	-	10:12	0.0	0.0	-
10:13	0.0	-	10:13	0.0	0.0	-
10:14	0.0	-	10:14	0.0	0.0	-
10:15	0.0	-	10:15	0.0	0.0	-
10:16	0.0	0.0	10:16	0.0	0.0	-
10:17	0.0	0.0	10:17	0.0	0.0	-
10:18	0.0	0.0	10:18	0.0	0.0	-
10:19	0.0	0.0	10:19	0.0	0.0	-
10:20	0.0	0.0	10:20	0.0	0.0	-
10:21	0.0	0.0	10:21	0.0	0.0	-
10:22	0.0	0.0	10:22	0.0	0.0	-
10:23	0.0	0.0	10:23	0.0	0.0	-
10:24	0.0	0.0	10:24	0.0	0.0	-
10:25	0.0	0.0	10:25	0.0	0.0	-
10:26	0.0	0.0	10:26	0.0	0.0	-
10:27	0.0	0.0	10:27	0.0	0.0	-
10:28	0.0	0.0	10:28	0.0	0.0	-
10:29	0.0	0.0	10:29	0.0	0.0	-
10:30	0.0	0.0	10:30	0.0	0.0	-
10:31	0.0	0.0	10:31	0.0	0.0	-
10:32	0.0	0.0	10:32	0.0	0.0	-
10:33	0.0	0.0	10:33	0.0	0.0	-
10:34	0.0	0.0	10:34	0.0	0.0	-
10:35	0.0	0.0	10:35	0.0	0.0	-
10:36	0.0	0.0	10:36	0.0	0.0	-
10:37	0.0	0.0	10:37	0.0	0.0	-
10:38	0.0	0.0	10:38	0.0	0.0	-

Grand Union Bowling Alley Site
BCP #360222
150 Westchester Avenue, Port Chester
September 4, 2024

PID DATA						
Upwind			Downwind			
Time	Concentration (ppm)	15-Min Avg Concentration (ppm)	Time	Concentration (ppm)	15-Min Avg Concentration (ppm)	Exceeds VOC Alarm Limit
10:39	0.0	0.0	10:39	0.0	0.0	-
10:40	0.0	0.0	10:40	0.0	0.0	-
10:41	0.0	0.0	10:41	0.0	0.0	-
10:42	0.0	0.0	10:42	0.0	0.0	-
10:43	0.0	0.0	10:43	0.0	0.0	-
10:44	0.0	0.0	10:44	0.0	0.0	-
10:45	0.0	0.0	10:45	0.0	0.0	-
10:46	0.0	0.0	10:46	0.0	0.0	-
10:47	0.0	0.0	10:47	0.0	0.0	-
10:48	0.0	0.0	10:48	0.0	0.0	-
10:49	0.0	0.0	10:49	0.0	0.0	-
10:50	0.0	0.0	10:50	0.0	0.0	-
10:51	0.0	0.0	10:51	0.0	0.0	-
10:52	0.0	0.0	10:52	0.0	0.0	-
10:53	0.0	0.0	10:53	0.0	0.0	-
10:54	0.0	0.0	10:54	0.0	0.0	-
10:55	0.0	0.0	10:55	0.0	0.0	-
10:56	0.0	0.0	10:56	0.0	0.0	-
10:57	0.0	0.0	10:57	0.0	0.0	-
10:58	0.0	0.0	10:58	0.0	0.0	-
10:59	0.0	0.0	10:59	0.0	0.0	-
11:00	0.0	0.0	11:00	0.0	0.0	-
11:01	0.0	0.0	11:01	0.0	0.0	-
11:02	0.0	0.0	11:02	0.0	0.0	-
11:03	0.0	0.0	11:03	0.0	0.0	-
11:04	0.0	0.0	11:04	0.0	0.0	-
11:05	0.0	0.0	11:05	0.0	0.0	-
11:06	0.0	0.0	11:06	0.0	0.0	-
11:07	0.0	0.0	11:07	0.0	0.0	-
11:08	0.0	0.0	11:08	0.0	0.0	-
11:09	0.0	0.0	11:09	0.0	0.0	-
11:10	0.0	0.0	11:10	0.0	0.0	-
11:11	0.0	0.0	11:11	0.0	0.0	-
11:12	0.0	0.0	11:12	0.0	0.0	-
11:13	0.0	0.0	11:13	0.0	0.0	-
11:14	0.0	0.0	11:14	0.0	0.0	-
11:15	0.0	0.0	11:15	0.0	0.0	-
11:16	0.0	0.0	11:16	0.0	0.0	-
11:17	0.0	0.0	11:17	0.0	0.0	-
11:18	0.0	0.0	11:18	0.0	0.0	-
11:19	0.0	0.0	11:19	0.0	0.0	-
11:20	0.0	0.0	11:20	0.0	0.0	-
11:21	0.0	0.0	11:21	0.0	0.0	-
11:22	0.0	0.0	11:22	0.0	0.0	-
11:23	0.0	0.0	11:23	0.0	0.0	-
11:24	0.0	0.0	11:24	0.0	0.0	-
11:25	0.0	0.0	11:25	0.0	0.0	-
11:26	0.0	0.0	11:26	0.0	0.0	-

Grand Union Bowling Alley Site
BCP #360222
150 Westchester Avenue, Port Chester
September 4, 2024

PID DATA						
Upwind			Downwind			
Time	Concentration (ppm)	15-Min Avg Concentration (ppm)	Time	Concentration (ppm)	15-Min Avg Concentration (ppm)	Exceeds VOC Alarm Limit
11:27	0.0	0.0	11:27	0.0	0.0	-
11:28	0.0	0.0	11:28	0.0	0.0	-
11:29	0.0	0.0	11:29	0.0	0.0	-
11:30	0.0	0.0	11:30	0.0	0.0	-
11:31	0.0	0.0	11:31	0.0	0.0	-
11:32	0.0	0.0	11:32	0.0	0.0	-
11:33	0.0	0.0	11:33	0.0	0.0	-
11:34	0.0	0.0	11:34	0.0	0.0	-
11:35	0.0	0.0	11:35	0.0	0.0	-
11:36	0.0	0.0	11:36	0.0	0.0	-
11:37	0.0	0.0	11:37	0.0	0.0	-
11:38	0.0	0.0	11:38	0.0	0.0	-
11:39	0.0	0.0	11:39	0.0	0.0	-
11:40	0.0	0.0	11:40	0.0	0.0	-
11:41	0.0	0.0	11:41	0.0	0.0	-
11:42	0.0	0.0	11:42	0.0	0.0	-
11:43	0.0	0.0	11:43	0.0	0.0	-
11:44	0.0	0.0	11:44	0.0	0.0	-
11:45	0.0	0.0	11:45	0.0	0.0	-
11:46	0.0	0.0	11:46	0.0	0.0	-
11:47	0.0	0.0	11:47	0.0	0.0	-
11:48	0.0	0.0	11:48	0.0	0.0	-
11:49	0.0	0.0	11:49	0.0	0.0	-
11:50	0.0	0.0	11:50	0.0	0.0	-
11:51	0.0	0.0	11:51	0.0	0.0	-
11:52	0.0	0.0	11:52	0.0	0.0	-
11:53	0.0	0.0	11:53	0.0	0.0	-
11:54	0.0	0.0	11:54	0.0	0.0	-
11:55	0.0	0.0	11:55	0.0	0.0	-
11:56	0.0	0.0	11:56	0.0	0.0	-
11:57	0.0	0.0	11:57	0.0	0.0	-
11:58	0.0	0.0	11:58	0.0	0.0	-
11:59	0.0	0.0	11:59	0.0	0.0	-
12:00	0.0	0.0	12:00	0.0	0.0	-
12:01	0.0	0.0	12:01	0.0	0.0	-
12:02	0.0	0.0	12:02	0.0	0.0	-
12:03	0.0	0.0	12:03	0.0	0.0	-
12:04	0.0	0.0	12:04	0.0	0.0	-
12:05	0.0	0.0	12:05	0.0	0.0	-
12:06	0.0	0.0	12:06	0.0	0.0	-
12:07	0.0	0.0	12:07	0.0	0.0	-
12:08	0.0	0.0	12:08	0.0	0.0	-
12:09	0.0	0.0	12:09	0.0	0.0	-
12:10	0.0	0.0	12:10	0.0	0.0	-
12:11	0.0	0.0	12:11	0.0	0.0	-
12:12	0.0	0.0	12:12	0.0	0.0	-
12:13	0.0	0.0	12:13	0.0	0.0	-
12:14	0.0	0.0	12:14	0.0	0.0	-

Grand Union Bowling Alley Site
BCP #360222
150 Westchester Avenue, Port Chester
September 4, 2024

PID DATA						
Upwind			Downwind			
Time	Concentration (ppm)	15-Min Avg Concentration (ppm)	Time	Concentration (ppm)	15-Min Avg Concentration (ppm)	Exceeds VOC Alarm Limit
12:15	0.0	0.0	12:15	0.0	0.0	-
12:16	0.0	0.0	12:16	0.0	0.0	-
12:17	0.0	0.0	12:17	0.0	0.0	-
12:18	0.0	0.0	12:18	0.0	0.0	-
12:19	0.0	0.0	12:19	0.0	0.0	-
12:20	0.0	0.0	12:20	0.0	0.0	-
12:21	0.0	0.0	12:21	0.0	0.0	-
12:22	0.0	0.0	12:22	0.0	0.0	-
12:23	0.0	0.0	12:23	0.0	0.0	-
12:24	0.0	0.0	12:24	0.0	0.0	-
12:25	0.0	0.0	12:25	0.0	0.0	-
12:26	0.0	0.0	12:26	0.0	0.0	-
12:27	0.0	0.0	12:27	0.0	0.0	-
12:28	0.0	0.0	12:28	0.0	0.0	-
12:29	0.0	0.0	12:29	0.0	0.0	-
12:30	0.0	0.0	12:30	0.0	0.0	-
12:31	0.0	0.0	12:31	0.0	0.0	-
12:32	0.0	0.0	12:32	0.0	0.0	-
12:33	0.0	0.0	12:33	0.0	0.0	-
12:34	0.0	0.0	12:34	0.0	0.0	-
12:35	0.0	0.0	12:35	0.0	0.0	-
12:36	0.0	0.0	12:36	0.0	0.0	-
12:37	0.0	0.0	12:37	0.0	0.0	-
12:38	0.0	0.0	12:38	0.0	0.0	-
12:39	0.0	0.0	12:39	0.0	0.0	-
12:40	0.0	0.0	12:40	0.0	0.0	-
12:41	0.0	0.0	12:41	0.0	0.0	-
12:42	0.0	0.0	12:42	0.0	0.0	-
12:43	0.0	0.0	12:43	0.0	0.0	-
12:44	0.0	0.0	12:44	0.0	0.0	-
12:45	0.0	0.0	12:45	0.0	0.0	-
12:46	0.0	0.0	12:46	0.0	0.0	-
12:47	0.0	0.0	12:47	0.0	0.0	-
12:48	0.0	0.0	12:48	0.0	0.0	-
12:49	0.0	0.0	12:49	0.0	0.0	-
12:50	0.0	0.0	12:50	0.0	0.0	-
12:51	0.0	0.0	12:51	0.0	0.0	-
12:52	0.0	0.0	12:52	0.0	0.0	-
12:53	0.0	0.0	12:53	0.0	0.0	-
12:54	0.0	0.0	12:54	0.0	0.0	-
12:55	0.0	0.0	12:55	0.0	0.0	-
12:56	0.0	0.0	12:56	0.0	0.0	-
12:57	0.0	0.0	12:57	0.0	0.0	-
12:58	0.0	0.0	12:58	0.0	0.0	-
12:59	0.0	0.0	12:59	0.0	0.0	-
13:00	0.0	0.0	13:00	0.0	0.0	-
13:01	0.0	0.0	13:01	0.0	0.0	-
13:02	0.0	0.0	13:02	0.0	0.0	-

Grand Union Bowling Alley Site
BCP #360222
150 Westchester Avenue, Port Chester
September 4, 2024

PID DATA						
Upwind			Downwind			
Time	Concentration (ppm)	15-Min Avg Concentration (ppm)	Time	Concentration (ppm)	15-Min Avg Concentration (ppm)	Exceeds VOC Alarm Limit
13:03	0.0	0.0	13:03	0.0	0.0	-
13:04	0.0	0.0	13:04	0.0	0.0	-
13:05	0.0	0.0	13:05	0.0	0.0	-
13:06	0.0	0.0	13:06	0.0	0.0	-
13:07	0.0	0.0	13:07	0.0	0.0	-
13:08	0.0	0.0	13:08	0.0	0.0	-
13:09	0.0	0.0	13:09	0.0	0.0	-
13:10	0.0	0.0	13:10	0.0	0.0	-
13:11	0.0	0.0	13:11	0.0	0.0	-
13:12	0.0	0.0	13:12	0.0	0.0	-
13:13	0.0	0.0	13:13	0.0	0.0	-
13:14	0.0	0.0	13:14	0.0	0.0	-
13:15	0.0	0.0	13:15	0.0	0.0	-
13:16	0.0	0.0	13:16	0.0	0.0	-
13:17	0.0	0.0	13:17	0.0	0.0	-
13:18	0.0	0.0	13:18	0.0	0.0	-
13:19	0.0	0.0	13:19	0.0	0.0	-
13:20	0.0	0.0	13:20	0.0	0.0	-
13:21	0.0	0.0	13:21	0.0	0.0	-
13:22	0.0	0.0	13:22	0.0	0.0	-
13:23	0.0	0.0	13:23	0.0	0.0	-
13:24	0.0	0.0	13:24	0.0	0.0	-
13:25	0.0	0.0	13:25	0.0	0.0	-
13:26	0.0	0.0	13:26	0.0	0.0	-
13:27	0.0	0.0	13:27	0.0	0.0	-
13:28	0.0	0.0	13:28	0.0	0.0	-
13:29	0.0	0.0	13:29	0.0	0.0	-
13:30	0.0	0.0	13:30	0.0	0.0	-
13:31	0.0	0.0	13:31	0.0	0.0	-
13:32	0.0	0.0	13:32	0.0	0.0	-
13:33	0.0	0.0	13:33	0.0	0.0	-
13:34	0.0	0.0	13:34	0.0	0.0	-
13:35	0.0	0.0	13:35	0.0	0.0	-
13:36	0.0	0.0	13:36	0.0	0.0	-
13:37	0.0	0.0	13:37	0.0	0.0	-
13:38	0.0	0.0	13:38	0.0	0.0	-
13:39	0.0	0.0	13:39	0.0	0.0	-
13:40	0.0	0.0	13:40	0.0	0.0	-
13:41	0.0	0.0	13:41	0.0	0.0	-
13:42	0.0	0.0	13:42	0.0	0.0	-
13:43	0.0	0.0	13:43	0.0	0.0	-
13:44	0.0	0.0	13:44	0.0	0.0	-
13:45	0.0	0.0	13:45	0.0	0.0	-
13:46	0.0	0.0	13:46	0.0	0.0	-
13:47	0.0	0.0	13:47	0.0	0.0	-
13:48	0.0	0.0	13:48	0.0	0.0	-
13:49	0.0	0.0	13:49	0.0	0.0	-
13:50	0.0	0.0	13:50	0.0	0.0	-

Grand Union Bowling Alley Site
BCP #360222
150 Westchester Avenue, Port Chester
September 4, 2024

PID DATA						
Upwind			Downwind			
Time	Concentration (ppm)	15-Min Avg Concentration (ppm)	Time	Concentration (ppm)	15-Min Avg Concentration (ppm)	Exceeds VOC Alarm Limit
13:51	0.0	0.0	13:51	0.0	0.0	-
13:52	0.0	0.0	13:52	0.0	0.0	-
13:53	0.0	0.0	13:53	0.0	0.0	-
13:54	0.0	0.0	13:54	0.0	0.0	-
13:55	0.0	0.0	13:55	0.0	0.0	-
13:56	0.0	0.0	13:56	0.0	0.0	-
13:57	0.0	0.0	13:57	0.0	0.0	-
13:58	0.0	0.0	13:58	0.0	0.0	-
13:59	0.0	0.0	13:59	0.0	0.0	-
14:00	0.0	0.0	14:00	0.0	0.0	-
14:01	0.0	0.0	14:01	0.0	0.0	-
14:02	0.0	0.0	14:02	0.0	0.0	-
14:03	0.0	0.0	14:03	0.0	0.0	-
14:04	0.0	0.0	14:04	0.0	0.0	-
14:05	0.0	0.0	14:05	0.0	0.0	-
14:06	0.0	0.0	14:06	0.0	0.0	-
14:07	0.0	0.0	14:07	0.0	0.0	-
14:08	0.0	0.0	14:08	0.0	0.0	-
14:09	0.0	0.0	14:09	0.0	0.0	-
14:10	0.0	0.0	14:10	0.0	0.0	-
14:11	0.0	0.0	14:11	0.0	0.0	-
14:12	0.0	0.0	14:12	0.0	0.0	-
14:13	0.0	0.0	14:13	0.0	0.0	-
14:14	0.0	0.0	14:14	0.0	0.0	-
14:15	0.0	0.0	14:15	0.0	0.0	-
14:16	0.0	0.0	14:16	0.0	0.0	-
14:17	0.0	0.0	14:17	0.0	0.0	-
14:18	0.0	0.0	14:18	0.0	0.0	-
14:19	0.0	0.0	14:19	0.0	0.0	-
14:20	0.0	0.0	14:20	0.0	0.0	-
14:21	0.0	0.0	14:21	0.0	0.0	-
14:22	0.0	0.0	14:22	0.0	0.0	-
14:23	0.0	0.0	14:23	0.0	0.0	-
14:24	0.0	0.0	14:24	0.0	0.0	-
14:25	0.0	0.0	14:25	0.0	0.0	-
14:26	0.0	0.0	14:26	0.0	0.0	-
14:27	0.0	0.0	14:27	0.0	0.0	-
14:28	0.0	0.0	14:28	0.0	0.0	-
14:29	0.0	0.0	14:29	0.0	0.0	-
14:30	0.0	0.0	14:30	0.0	0.0	-
14:31	0.0	0.0	14:31	0.0	0.0	-
14:32	0.0	0.0	14:32	0.0	0.0	-
14:33	0.0	0.0	14:33	0.0	0.0	-
14:34	0.0	0.0	14:34	0.0	0.0	-
14:35	0.0	0.0	14:35	0.0	0.0	-
14:36	0.0	0.0	14:36	0.0	0.0	-
14:37	0.0	0.0	14:37	0.0	0.0	-
14:38	0.0	0.0	14:38	0.0	0.0	-

Grand Union Bowling Alley Site
BCP #360222
150 Westchester Avenue, Port Chester
September 4, 2024

PID DATA						
Upwind			Downwind			Exceeds VOC Alarm Limit
Time	Concentration (ppm)	15-Min Avg Concentration (ppm)	Time	Concentration (ppm)	15-Min Avg Concentration (ppm)	
14:39	0.0	0.0	14:39	0.0	0.0	-
14:40	0.0	0.0	14:40	0.0	0.0	-
14:41	0.0	0.0	14:41	0.0	0.0	-
14:42	0.0	0.0	14:42	0.0	0.0	-
14:43	0.0	0.0	14:43	0.0	0.0	-
14:44	0.0	0.0	14:44	0.0	0.0	-
14:45	0.0	0.0	14:45	0.0	0.0	-
14:46	0.0	0.0	14:46	0.0	0.0	-
14:47	0.0	0.0	14:47	0.0	0.0	-
14:48	0.0	0.0	14:48	0.0	0.0	-
14:49	0.0	0.0	14:49	0.0	0.0	-

SESI CONSULTING ENGINEERS

959 US-46 Floor 3, Suite 300 - Parsippany-Troy Hills, NJ

DAILY AIR MONITORING REPORT
150 Westchester Avenue
Port Chester, New York

09/05/2024

Rev. No. 0	Page 1 of 2
Project Number: 11895A	
Dust Action Level	150 µg/m^3
VOC Action Level	5 ppm

Weather Data Range for Work Day		Wind Direction	ENE	Relative Humidity (%)	63.0 - 88.0	Daily Rain Total (in)	0.00	Readings in the summary table and graphs below are the reported downwind concentrations.
Temperature (°F)	60.0 - 72.0	Wind Speed (MPH)	2.4 - 7.2	Barometer (inHg)	30.40 - 30.40	Avg. Dew Point Temp (°F)	59.9	

Station Location	Daily Avg. Dust Concentration (µg/m^3)	Max 15-Min Dust Concentration (µg/m^3)	Time of Max Dust Reading	Daily Avg. VOC Concentration (ppm)	Max 15-Min VOC Concentration (ppm)	Time of Max VOC Reading
Upwind	31.0	86.4	10:07	0.0	0.0	8:15
Downwind	28.3	43.1	11:12	0.0	0.0	8:19

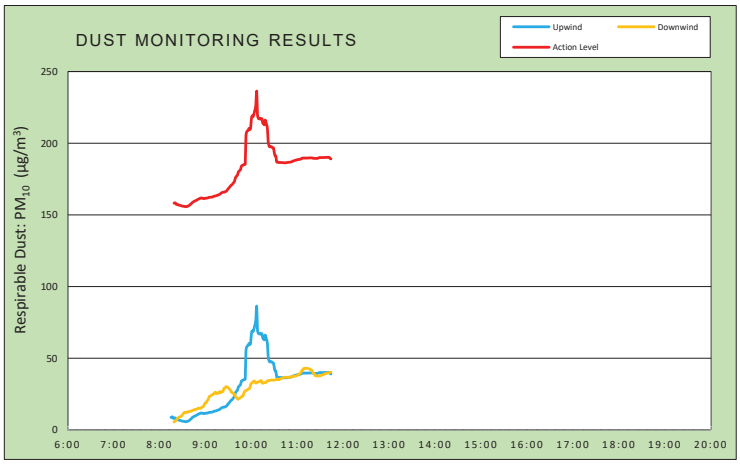

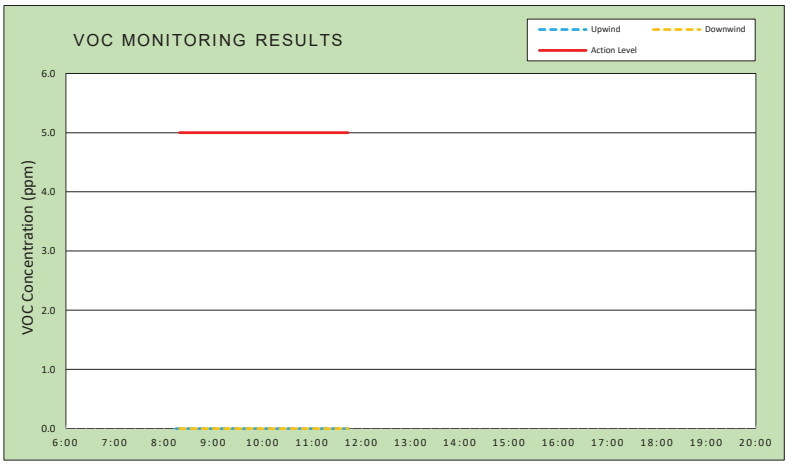

Air Monitoring Notes:

Weather Notes:

EMILCOTT
A Triumvirate Environmental Company

Wind Rose

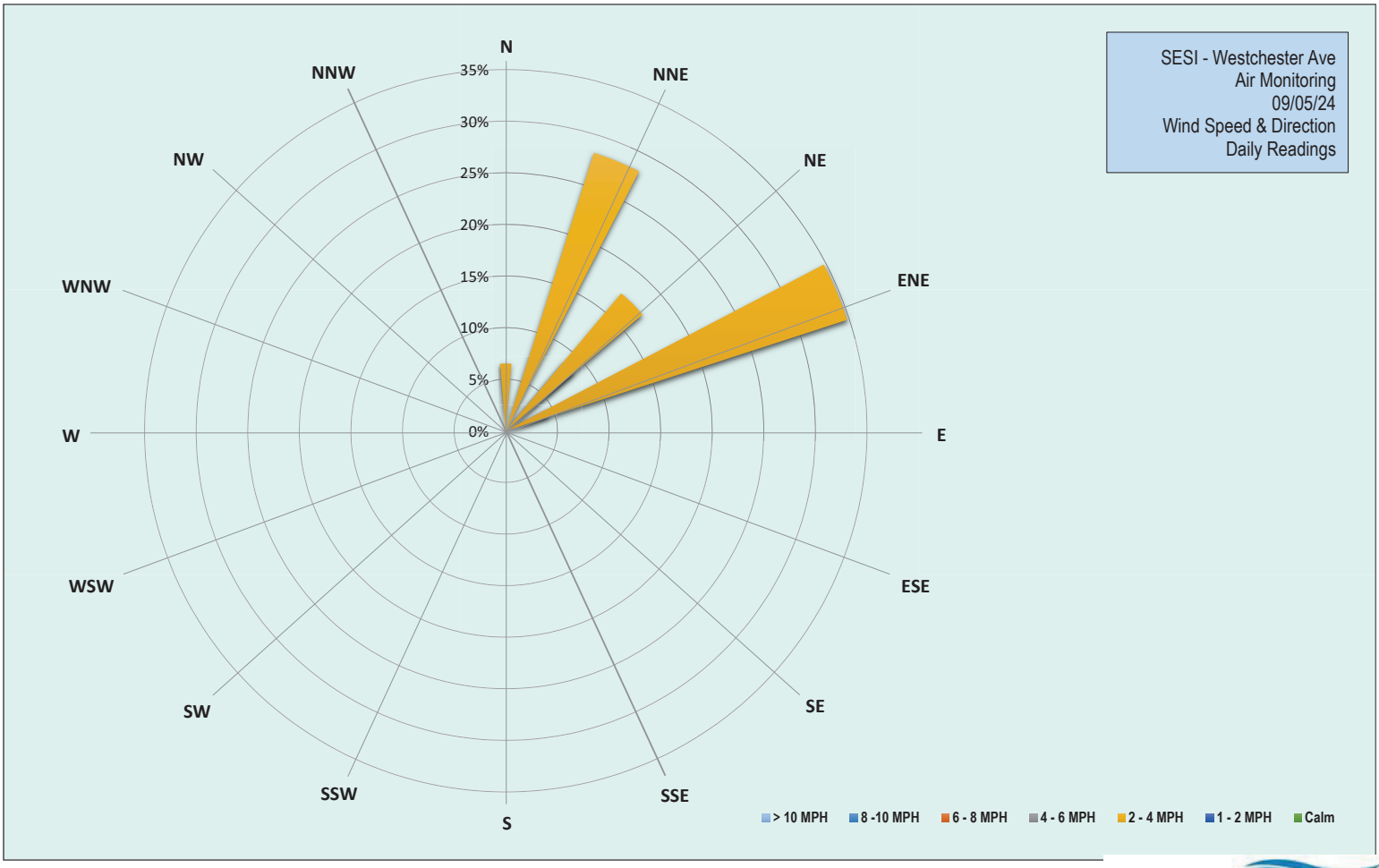

EMILCOTT
A Triumvirate Environmental Company

Grand Union Bowling Alley Site
BCP #360222
150 Westchester Avenue, Port Chester
September 5, 2024

Thursday, September 5, 2024						
Number of Instances Where Downwind Particulates Exceeds Upwind Particulate + 150 =						0
Number of Comparable Data Points =						206
Start Time:						8:00
End Time:						11:44
PARTICULATE DATA						
Upwind			Downwind			Exceeds Particulate Alarm Limit
Time	Concentration (ug/m^3)	15-Min Avg Concentration (ug/m^3)	Time	Concentration (ug/m^3)	15-Min Avg Concentration (ug/m^3)	
8:00	5.7	-	8:00	-	-	-
8:01	6.3	-	8:01	-	-	-
8:02	5.3	-	8:02	-	-	-
8:03	24.5	-	8:03	-	-	-
8:04	5.0	-	8:04	5.0	-	-
8:05	6.3	-	8:05	5.0	-	-
8:06	6.8	-	8:06	4.0	-	-
8:07	18.5	-	8:07	3.8	-	-
8:08	5.3	-	8:08	4.6	-	-
8:09	6.3	-	8:09	4.0	-	-
8:10	10.5	-	8:10	3.8	-	-
8:11	6.8	-	8:11	6.0	-	-
8:12	7.5	-	8:12	7.4	-	-
8:13	7.5	-	8:13	7.8	-	-
8:14	8.0	-	8:14	4.4	-	-
8:15	7.3	8.8	8:15	3.8	-	-
8:16	8.3	8.9	8:16	4.6	-	-
8:17	9.5	9.2	8:17	4.2	-	-
8:18	8.3	8.1	8:18	3.4	-	-
8:19	6.4	8.2	8:19	16.5	5.6	-
8:20	9.4	8.4	8:20	10.8	5.9	-
8:21	4.8	8.3	8:21	10.0	6.3	-
8:22	4.4	7.3	8:22	10.0	6.8	-
8:23	5.0	7.3	8:23	18.5	7.7	-
8:24	4.8	7.2	8:24	12.8	8.3	-
8:25	4.6	6.8	8:25	10.8	8.7	-
8:26	6.2	6.8	8:26	10.8	9.0	-
8:27	5.2	6.6	8:27	10.8	9.3	-
8:28	5.4	6.5	8:28	11.5	9.5	-
8:29	4.6	6.3	8:29	9.8	9.9	-
8:30	5.6	6.2	8:30	14.3	10.6	-
8:31	6.6	6.1	8:31	15.3	11.3	-
8:32	8.4	6.0	8:32	13.0	11.9	-
8:33	6.6	5.9	8:33	12.5	12.5	-
8:34	6.8	5.9	8:34	12.5	12.2	-
8:35	6.4	5.7	8:35	11.0	12.2	-
8:36	8.0	5.9	8:36	11.5	12.3	-
8:37	7.8	6.1	8:37	18.0	12.9	-
8:38	8.8	6.4	8:38	15.5	12.7	-
8:39	9.8	6.7	8:39	13.8	12.7	-
8:40	10.5	7.1	8:40	13.5	12.9	-

Grand Union Bowling Alley Site
BCP #360222
150 Westchester Avenue, Port Chester
September 5, 2024

PARTICULATE DATA						
Upwind			Downwind			Exceeds Particulate Alarm Limit
Time	Concentration (ug/m^3)	15-Min Avg Concentration (ug/m^3)	Time	Concentration (ug/m^3)	15-Min Avg Concentration (ug/m^3)	
8:41	14.8	7.7	8:41	13.8	13.1	-
8:42	11.0	8.1	8:42	14.3	13.3	-
8:43	15.0	8.7	8:43	14.0	13.5	-
8:44	9.8	9.0	8:44	15.5	13.9	-
8:45	10.5	9.4	8:45	14.5	13.9	-
8:46	11.0	9.7	8:46	19.8	14.2	-
8:47	11.3	9.9	8:47	14.0	14.3	-
8:48	11.3	10.2	8:48	15.3	14.5	-
8:49	10.8	10.4	8:49	15.8	14.7	-
8:50	12.5	10.8	8:50	15.0	14.9	-
8:51	11.0	11.0	8:51	16.3	15.3	-
8:52	12.5	11.4	8:52	15.5	15.1	-
8:53	11.3	11.5	8:53	15.0	15.1	-
8:54	13.3	11.8	8:54	16.0	15.2	-
8:55	11.5	11.8	8:55	22.8	15.8	-
8:56	11.0	11.6	8:56	16.5	16.0	-
8:57	12.0	11.6	8:57	16.3	16.1	-
8:58	11.3	11.4	8:58	26.8	17.0	-
8:59	11.5	11.5	8:59	35.8	18.3	-
9:00	12.0	11.6	9:00	20.8	18.8	-
9:01	12.3	11.7	9:01	21.5	18.9	-
9:02	12.3	11.8	9:02	34.0	20.2	-
9:03	12.8	11.9	9:03	24.5	20.8	-
9:04	14.3	12.1	9:04	28.5	21.7	-
9:05	15.0	12.3	9:05	39.0	23.3	-
9:06	12.0	12.3	9:06	20.3	23.5	-
9:07	12.5	12.3	9:07	20.8	23.9	-
9:08	12.8	12.4	9:08	21.0	24.3	-
9:09	13.8	12.5	9:09	21.0	24.6	-
9:10	16.5	12.8	9:10	23.8	24.7	-
9:11	13.0	12.9	9:11	27.5	25.4	-
9:12	15.0	13.1	9:12	26.3	26.1	-
9:13	13.0	13.2	9:13	29.0	26.2	-
9:14	13.3	13.4	9:14	22.3	25.3	-
9:15	15.0	13.6	9:15	25.3	25.6	-
9:16	16.5	13.8	9:16	27.3	26.0	-
9:17	14.0	14.0	9:17	28.5	25.7	-
9:18	16.8	14.2	9:18	27.3	25.8	-
9:19	18.3	14.5	9:19	44.3	26.9	-
9:20	22.0	15.0	9:20	25.5	26.0	-
9:21	18.5	15.4	9:21	25.8	26.4	-
9:22	16.0	15.6	9:22	25.0	26.6	-
9:23	15.8	15.8	9:23	26.3	27.0	-
9:24	15.3	15.9	9:24	47.3	28.7	-
9:25	16.0	15.9	9:25	31.8	29.3	-
9:26	19.0	16.3	9:26	32.3	29.6	-
9:27	17.8	16.5	9:27	35.5	30.2	-
9:28	20.0	16.9	9:28	27.3	30.1	-

Grand Union Bowling Alley Site
BCP #360222
150 Westchester Avenue, Port Chester
September 5, 2024

PARTICULATE DATA						
Upwind			Downwind			Exceeds Particulate Alarm Limit
Time	Concentration (ug/m^3)	15-Min Avg Concentration (ug/m^3)	Time	Concentration (ug/m^3)	15-Min Avg Concentration (ug/m^3)	
9:29	25.3	17.7	9:29	18.0	29.8	-
9:30	25.0	18.4	9:30	17.5	29.3	-
9:31	24.8	19.0	9:31	18.8	28.7	-
9:32	25.3	19.7	9:32	19.0	28.1	-
9:33	25.5	20.3	9:33	19.3	27.6	-
9:34	27.0	20.9	9:34	25.5	26.3	-
9:35	27.5	21.2	9:35	21.5	26.0	-
9:36	28.5	21.9	9:36	19.5	25.6	-
9:37	27.3	22.7	9:37	20.5	25.3	-
9:38	27.8	23.5	9:38	21.0	25.0	-
9:39	46.0	25.5	9:39	26.3	23.6	-
9:40	32.3	26.6	9:40	21.3	22.9	-
9:41	29.0	27.3	9:41	24.0	22.3	-
9:42	27.5	27.9	9:42	25.5	21.7	-
9:43	50.5	29.9	9:43	24.5	21.5	-
9:44	33.3	30.5	9:44	24.3	21.9	-
9:45	34.5	31.1	9:45	23.5	22.3	-
9:46	35.3	31.8	9:46	24.3	22.7	-
9:47	58.0	34.0	9:47	26.3	23.1	-
9:48	32.3	34.4	9:48	26.8	23.6	-
9:49	31.5	34.7	9:49	25.8	23.7	-
9:50	31.8	35.0	9:50	46.5	25.3	-
9:51	29.8	35.1	9:51	38.8	26.6	-
9:52	30.8	35.3	9:52	28.3	27.1	-
9:53	331.3	55.6	9:53	27.3	27.5	-
9:54	80.8	57.9	9:54	28.5	27.7	-
9:55	44.8	58.7	9:55	27.5	28.1	-
9:56	33.3	59.0	9:56	29.5	28.5	-
9:57	48.5	60.4	9:57	30.5	28.8	-
9:58	36.8	59.5	9:58	29.5	29.1	-
9:59	46.5	60.4	9:59	59.0	31.5	-
10:00	128.3	66.6	10:00	39.5	32.5	-
10:01	72.3	69.1	10:01	29.3	32.9	-
10:02	49.8	68.5	10:02	35.3	33.5	-
10:03	47.0	69.5	10:03	32.3	33.8	-
10:04	66.0	71.8	10:04	31.3	34.2	-
10:05	62.8	73.9	10:05	32.0	33.2	-
10:06	79.5	77.2	10:06	31.5	32.7	-
10:07	169.0	86.4	10:07	31.0	32.9	-
10:08	80.5	69.7	10:08	32.8	33.3	-
10:09	50.3	67.7	10:09	31.5	33.5	-
10:10	34.0	67.0	10:10	31.5	33.8	-
10:11	37.3	67.2	10:11	31.5	33.9	-
10:12	42.3	66.8	10:12	35.3	34.2	-
10:13	44.3	67.3	10:13	33.8	34.5	-
10:14	39.3	66.8	10:14	34.3	32.8	-
10:15	84.5	63.9	10:15	35.8	32.6	-
10:16	69.3	63.7	10:16	34.3	32.9	-

Grand Union Bowling Alley Site
BCP #360222
150 Westchester Avenue, Port Chester
September 5, 2024

PARTICULATE DATA						
Upwind			Downwind			Exceeds Particulate Alarm Limit
Time	Concentration (ug/m^3)	15-Min Avg Concentration (ug/m^3)	Time	Concentration (ug/m^3)	15-Min Avg Concentration (ug/m^3)	
10:17	38.8	63.0	10:17	35.5	32.9	-
10:18	95.8	66.2	10:18	33.8	33.0	-
10:19	43.0	64.7	10:19	34.0	33.2	-
10:20	35.8	62.9	10:20	36.5	33.5	-
10:21	39.8	60.2	10:21	42.5	34.3	-
10:22	36.0	51.4	10:22	34.3	34.5	-
10:23	36.3	48.4	10:23	32.3	34.4	-
10:24	35.8	47.5	10:24	33.3	34.6	-
10:25	37.0	47.7	10:25	33.5	34.7	-
10:26	37.3	47.7	10:26	34.8	34.9	-
10:27	36.0	47.2	10:27	33.5	34.8	-
10:28	37.3	46.8	10:28	33.5	34.8	-
10:29	37.5	46.7	10:29	34.8	34.8	-
10:30	36.0	43.4	10:30	35.3	34.8	-
10:31	36.8	41.3	10:31	37.8	35.0	-
10:32	36.3	41.1	10:32	35.5	35.0	-
10:33	37.3	37.2	10:33	37.8	35.3	-
10:34	35.8	36.7	10:34	36.5	35.4	-
10:35	36.8	36.8	10:35	36.5	35.4	-
10:36	36.3	36.5	10:36	35.3	35.0	-
10:37	36.8	36.6	10:37	39.8	35.3	-
10:38	35.8	36.6	10:38	36.5	35.6	-
10:39	36.3	36.6	10:39	37.3	35.9	-
10:40	36.0	36.5	10:40	37.0	36.1	-
10:41	36.0	36.4	10:41	37.0	36.3	-
10:42	36.3	36.5	10:42	36.8	36.5	-
10:43	36.3	36.4	10:43	36.0	36.6	-
10:44	37.3	36.4	10:44	37.3	36.8	-
10:45	36.3	36.4	10:45	35.8	36.8	-
10:46	37.5	36.4	10:46	35.5	36.7	-
10:47	38.8	36.6	10:47	36.3	36.7	-
10:48	37.8	36.6	10:48	36.5	36.7	-
10:49	37.3	36.7	10:49	38.3	36.8	-
10:50	37.3	36.8	10:50	37.0	36.8	-
10:51	37.3	36.8	10:51	37.0	36.9	-
10:52	38.0	36.9	10:52	38.0	36.8	-
10:53	39.3	37.2	10:53	41.0	37.1	-
10:54	41.8	37.5	10:54	42.0	37.4	-
10:55	38.0	37.7	10:55	37.5	37.5	-
10:56	39.3	37.9	10:56	37.0	37.5	-
10:57	38.8	38.0	10:57	38.3	37.6	-
10:58	39.3	38.2	10:58	39.3	37.8	-
10:59	38.0	38.3	10:59	39.3	37.9	-
11:00	39.8	38.5	11:00	38.5	38.1	-
11:01	39.8	38.7	11:01	39.3	38.3	-
11:02	37.8	38.6	11:02	45.8	39.0	-
11:03	41.0	38.8	11:03	40.0	39.2	-
11:04	38.3	38.9	11:04	42.0	39.5	-

Grand Union Bowling Alley Site
BCP #360222
150 Westchester Avenue, Port Chester
September 5, 2024

PARTICULATE DATA						
Upwind			Downwind			Exceeds Particulate Alarm Limit
Time	Concentration (ug/m^3)	15-Min Avg Concentration (ug/m^3)	Time	Concentration (ug/m^3)	15-Min Avg Concentration (ug/m^3)	
11:05	40.5	39.1	11:05	50.8	40.4	-
11:06	43.8	39.5	11:06	54.0	41.5	-
11:07	38.5	39.6	11:07	40.0	41.6	-
11:08	41.8	39.7	11:08	58.5	42.8	-
11:09	39.3	39.6	11:09	42.8	42.9	-
11:10	40.0	39.7	11:10	39.0	43.0	-
11:11	39.3	39.7	11:11	38.8	43.1	-
11:12	37.8	39.6	11:12	38.5	43.1	-
11:13	39.3	39.6	11:13	37.8	43.0	-
11:14	39.5	39.7	11:14	36.8	42.8	-
11:15	39.5	39.7	11:15	36.8	42.7	-
11:16	40.3	39.8	11:16	38.0	42.6	-
11:17	39.0	39.8	11:17	37.0	42.0	-
11:18	39.5	39.7	11:18	37.5	41.9	-
11:19	39.3	39.8	11:19	37.0	41.5	-
11:20	39.0	39.7	11:20	36.8	40.6	-
11:21	40.0	39.5	11:21	37.8	39.5	-
11:22	39.5	39.5	11:22	39.0	39.5	-
11:23	40.5	39.4	11:23	37.3	38.0	-
11:24	38.8	39.4	11:24	39.0	37.8	-
11:25	40.8	39.5	11:25	37.8	37.7	-
11:26	39.0	39.4	11:26	38.3	37.7	-
11:27	39.3	39.5	11:27	37.5	37.6	-
11:28	44.5	39.9	11:28	39.3	37.7	-
11:29	40.8	40.0	11:29	38.5	37.8	-
11:30	40.5	40.0	11:30	38.0	37.9	-
11:31	39.5	40.0	11:31	39.0	38.0	-
11:32	40.0	40.1	11:32	41.3	38.3	-
11:33	38.8	40.0	11:33	41.0	38.5	-
11:34	39.5	40.0	11:34	39.3	38.6	-
11:35	39.5	40.1	11:35	40.0	38.9	-
11:36	40.3	40.1	11:36	43.0	39.2	-
11:37	40.5	40.1	11:37	41.0	39.3	-
11:38	40.0	40.1	11:38	40.5	39.6	-
11:39	39.8	40.2	11:39	39.8	39.6	-
11:40	40.5	40.2	11:40	40.8	39.8	-
11:41	39.5	40.2	11:41	39.5	39.9	-
11:42	37.3	40.1	11:42	40.0	40.1	-
11:43	33.3	39.3	11:43	40.3	40.1	-
11:44	38.0	39.1	11:44	41.3	40.3	-

Grand Union Bowling Alley Site
BCP #360222
150 Westchester Avenue, Port Chester
September 5, 2024

Thursday, September 5, 2024						
Number of Instances Where Downwind VOCs Exceeds Upwind VOCs + 5 =						0
Number of Comparable Data Points =						206
Start Time:						8:00
End Time:						11:44
PID DATA						
Upwind			Downwind			Exceeds VOC Alarm Limit
Time	Concentration (ppm)	15-Min Avg Concentration (ppm)	Time	Concentration (ppm)	15-Min Avg Concentration (ppm)	
8:00	0.0	-	8:00	-	-	-
8:01	0.0	-	8:01	-	-	-
8:02	0.0	-	8:02	-	-	-
8:03	0.0	-	8:03	-	-	-
8:04	0.0	-	8:04	0.0	-	-
8:05	0.0	-	8:05	0.0	-	-
8:06	0.0	-	8:06	0.0	-	-
8:07	0.0	-	8:07	0.0	-	-
8:08	0.0	-	8:08	0.0	-	-
8:09	0.0	-	8:09	0.0	-	-
8:10	0.0	-	8:10	0.0	-	-
8:11	0.0	-	8:11	0.0	-	-
8:12	0.0	-	8:12	0.0	-	-
8:13	0.0	-	8:13	0.0	-	-
8:14	0.0	-	8:14	0.0	-	-
8:15	0.0	0.0	8:15	0.0	-	-
8:16	0.0	0.0	8:16	0.0	-	-
8:17	0.0	0.0	8:17	0.0	-	-
8:18	0.0	0.0	8:18	0.0	-	-
8:19	0.0	0.0	8:19	0.0	0.0	-
8:20	0.0	0.0	8:20	0.0	0.0	-
8:21	0.0	0.0	8:21	0.0	0.0	-
8:22	0.0	0.0	8:22	0.0	0.0	-
8:23	0.0	0.0	8:23	0.0	0.0	-
8:24	0.0	0.0	8:24	0.0	0.0	-
8:25	0.0	0.0	8:25	0.0	0.0	-
8:26	0.0	0.0	8:26	0.0	0.0	-
8:27	0.0	0.0	8:27	0.0	0.0	-
8:28	0.0	0.0	8:28	0.0	0.0	-
8:29	0.0	0.0	8:29	0.0	0.0	-
8:30	0.0	0.0	8:30	0.0	0.0	-
8:31	0.0	0.0	8:31	0.0	0.0	-
8:32	0.0	0.0	8:32	0.0	0.0	-
8:33	0.0	0.0	8:33	0.0	0.0	-
8:34	0.0	0.0	8:34	0.0	0.0	-
8:35	0.0	0.0	8:35	0.0	0.0	-
8:36	0.0	0.0	8:36	0.0	0.0	-
8:37	0.0	0.0	8:37	0.0	0.0	-
8:38	0.0	0.0	8:38	0.0	0.0	-
8:39	0.0	0.0	8:39	0.0	0.0	-
8:40	0.0	0.0	8:40	0.0	0.0	-
8:41	0.0	0.0	8:41	0.0	0.0	-
8:42	0.0	0.0	8:42	0.0	0.0	-

Grand Union Bowling Alley Site
BCP #360222
150 Westchester Avenue, Port Chester
September 5, 2024

PID DATA						
Upwind			Downwind			
Time	Concentration (ppm)	15-Min Avg Concentration (ppm)	Time	Concentration (ppm)	15-Min Avg Concentration (ppm)	Exceeds VOC Alarm Limit
8:43	0.0	0.0	8:43	0.0	0.0	-
8:44	0.0	0.0	8:44	0.0	0.0	-
8:45	0.0	0.0	8:45	0.0	0.0	-
8:46	0.0	0.0	8:46	0.0	0.0	-
8:47	0.0	0.0	8:47	0.0	0.0	-
8:48	0.0	0.0	8:48	0.0	0.0	-
8:49	0.0	0.0	8:49	0.0	0.0	-
8:50	0.0	0.0	8:50	0.0	0.0	-
8:51	0.0	0.0	8:51	0.0	0.0	-
8:52	0.0	0.0	8:52	0.0	0.0	-
8:53	0.0	0.0	8:53	0.0	0.0	-
8:54	0.0	0.0	8:54	0.0	0.0	-
8:55	0.0	0.0	8:55	0.0	0.0	-
8:56	0.0	0.0	8:56	0.0	0.0	-
8:57	0.0	0.0	8:57	0.0	0.0	-
8:58	0.0	0.0	8:58	0.0	0.0	-
8:59	0.0	0.0	8:59	0.0	0.0	-
9:00	0.0	0.0	9:00	0.0	0.0	-
9:01	0.0	0.0	9:01	0.0	0.0	-
9:02	0.0	0.0	9:02	0.0	0.0	-
9:03	0.0	0.0	9:03	0.0	0.0	-
9:04	0.0	0.0	9:04	0.0	0.0	-
9:05	0.0	0.0	9:05	0.0	0.0	-
9:06	0.0	0.0	9:06	0.0	0.0	-
9:07	0.0	0.0	9:07	0.0	0.0	-
9:08	0.0	0.0	9:08	0.0	0.0	-
9:09	0.0	0.0	9:09	0.0	0.0	-
9:10	0.0	0.0	9:10	0.0	0.0	-
9:11	0.0	0.0	9:11	0.0	0.0	-
9:12	0.0	0.0	9:12	0.0	0.0	-
9:13	0.0	0.0	9:13	0.0	0.0	-
9:14	0.0	0.0	9:14	0.0	0.0	-
9:15	0.0	0.0	9:15	0.0	0.0	-
9:16	0.0	0.0	9:16	0.0	0.0	-
9:17	0.0	0.0	9:17	0.0	0.0	-
9:18	0.0	0.0	9:18	0.0	0.0	-
9:19	0.0	0.0	9:19	0.0	0.0	-
9:20	0.0	0.0	9:20	0.0	0.0	-
9:21	0.0	0.0	9:21	0.0	0.0	-
9:22	0.0	0.0	9:22	0.0	0.0	-
9:23	0.0	0.0	9:23	0.0	0.0	-
9:24	0.0	0.0	9:24	0.0	0.0	-
9:25	0.0	0.0	9:25	0.0	0.0	-
9:26	0.0	0.0	9:26	0.0	0.0	-
9:27	0.0	0.0	9:27	0.0	0.0	-
9:28	0.0	0.0	9:28	0.0	0.0	-
9:29	0.0	0.0	9:29	0.0	0.0	-
9:30	0.0	0.0	9:30	0.0	0.0	-

Grand Union Bowling Alley Site
BCP #360222
150 Westchester Avenue, Port Chester
September 5, 2024

PID DATA						
Upwind			Downwind			
Time	Concentration (ppm)	15-Min Avg Concentration (ppm)	Time	Concentration (ppm)	15-Min Avg Concentration (ppm)	Exceeds VOC Alarm Limit
9:31	0.0	0.0	9:31	0.0	0.0	-
9:32	0.0	0.0	9:32	0.0	0.0	-
9:33	0.0	0.0	9:33	0.0	0.0	-
9:34	0.0	0.0	9:34	0.0	0.0	-
9:35	0.0	0.0	9:35	0.0	0.0	-
9:36	0.0	0.0	9:36	0.0	0.0	-
9:37	0.0	0.0	9:37	0.0	0.0	-
9:38	0.0	0.0	9:38	0.0	0.0	-
9:39	0.0	0.0	9:39	0.0	0.0	-
9:40	0.0	0.0	9:40	0.0	0.0	-
9:41	0.0	0.0	9:41	0.0	0.0	-
9:42	0.0	0.0	9:42	0.0	0.0	-
9:43	0.0	0.0	9:43	0.0	0.0	-
9:44	0.0	0.0	9:44	0.0	0.0	-
9:45	0.0	0.0	9:45	0.0	0.0	-
9:46	0.0	0.0	9:46	0.0	0.0	-
9:47	0.0	0.0	9:47	0.0	0.0	-
9:48	0.0	0.0	9:48	0.0	0.0	-
9:49	0.0	0.0	9:49	0.0	0.0	-
9:50	0.0	0.0	9:50	0.0	0.0	-
9:51	0.0	0.0	9:51	0.0	0.0	-
9:52	0.0	0.0	9:52	0.0	0.0	-
9:53	0.0	0.0	9:53	0.0	0.0	-
9:54	0.0	0.0	9:54	0.0	0.0	-
9:55	0.0	0.0	9:55	0.0	0.0	-
9:56	0.0	0.0	9:56	0.0	0.0	-
9:57	0.0	0.0	9:57	0.0	0.0	-
9:58	0.0	0.0	9:58	0.0	0.0	-
9:59	0.0	0.0	9:59	0.0	0.0	-
10:00	0.0	0.0	10:00	0.0	0.0	-
10:01	0.0	0.0	10:01	0.0	0.0	-
10:02	0.0	0.0	10:02	0.0	0.0	-
10:03	0.0	0.0	10:03	0.0	0.0	-
10:04	0.0	0.0	10:04	0.0	0.0	-
10:05	0.0	0.0	10:05	0.0	0.0	-
10:06	0.0	0.0	10:06	0.0	0.0	-
10:07	0.0	0.0	10:07	0.0	0.0	-
10:08	0.0	0.0	10:08	0.0	0.0	-
10:09	0.0	0.0	10:09	0.0	0.0	-
10:10	0.0	0.0	10:10	0.0	0.0	-
10:11	0.0	0.0	10:11	0.0	0.0	-
10:12	0.0	0.0	10:12	0.0	0.0	-
10:13	0.0	0.0	10:13	0.0	0.0	-
10:14	0.0	0.0	10:14	0.0	0.0	-
10:15	0.0	0.0	10:15	0.0	0.0	-
10:16	0.0	0.0	10:16	0.0	0.0	-
10:17	0.0	0.0	10:17	0.0	0.0	-
10:18	0.0	0.0	10:18	0.0	0.0	-

Grand Union Bowling Alley Site
BCP #360222
150 Westchester Avenue, Port Chester
September 5, 2024

PID DATA						
Upwind			Downwind			
Time	Concentration (ppm)	15-Min Avg Concentration (ppm)	Time	Concentration (ppm)	15-Min Avg Concentration (ppm)	Exceeds VOC Alarm Limit
10:19	0.0	0.0	10:19	0.0	0.0	-
10:20	0.0	0.0	10:20	0.0	0.0	-
10:21	0.0	0.0	10:21	0.0	0.0	-
10:22	0.0	0.0	10:22	0.0	0.0	-
10:23	0.0	0.0	10:23	0.0	0.0	-
10:24	0.0	0.0	10:24	0.0	0.0	-
10:25	0.0	0.0	10:25	0.0	0.0	-
10:26	0.0	0.0	10:26	0.0	0.0	-
10:27	0.0	0.0	10:27	0.0	0.0	-
10:28	0.0	0.0	10:28	0.0	0.0	-
10:29	0.0	0.0	10:29	0.0	0.0	-
10:30	0.0	0.0	10:30	0.0	0.0	-
10:31	0.0	0.0	10:31	0.0	0.0	-
10:32	0.0	0.0	10:32	0.0	0.0	-
10:33	0.0	0.0	10:33	0.0	0.0	-
10:34	0.0	0.0	10:34	0.0	0.0	-
10:35	0.0	0.0	10:35	0.0	0.0	-
10:36	0.0	0.0	10:36	0.0	0.0	-
10:37	0.0	0.0	10:37	0.0	0.0	-
10:38	0.0	0.0	10:38	0.0	0.0	-
10:39	0.0	0.0	10:39	0.0	0.0	-
10:40	0.0	0.0	10:40	0.0	0.0	-
10:41	0.0	0.0	10:41	0.0	0.0	-
10:42	0.0	0.0	10:42	0.0	0.0	-
10:43	0.0	0.0	10:43	0.0	0.0	-
10:44	0.0	0.0	10:44	0.0	0.0	-
10:45	0.0	0.0	10:45	0.0	0.0	-
10:46	0.0	0.0	10:46	0.0	0.0	-
10:47	0.0	0.0	10:47	0.0	0.0	-
10:48	0.0	0.0	10:48	0.0	0.0	-
10:49	0.0	0.0	10:49	0.0	0.0	-
10:50	0.0	0.0	10:50	0.0	0.0	-
10:51	0.0	0.0	10:51	0.0	0.0	-
10:52	0.0	0.0	10:52	0.0	0.0	-
10:53	0.0	0.0	10:53	0.0	0.0	-
10:54	0.0	0.0	10:54	0.0	0.0	-
10:55	0.0	0.0	10:55	0.0	0.0	-
10:56	0.0	0.0	10:56	0.0	0.0	-
10:57	0.0	0.0	10:57	0.0	0.0	-
10:58	0.0	0.0	10:58	0.0	0.0	-
10:59	0.0	0.0	10:59	0.0	0.0	-
11:00	0.0	0.0	11:00	0.0	0.0	-
11:01	0.0	0.0	11:01	0.0	0.0	-
11:02	0.0	0.0	11:02	0.0	0.0	-
11:03	0.0	0.0	11:03	0.0	0.0	-
11:04	0.0	0.0	11:04	0.0	0.0	-
11:05	0.0	0.0	11:05	0.0	0.0	-
11:06	0.0	0.0	11:06	0.0	0.0	-

Grand Union Bowling Alley Site
BCP #360222
150 Westchester Avenue, Port Chester
September 5, 2024

PID DATA						
Upwind			Downwind			
Time	Concentration (ppm)	15-Min Avg Concentration (ppm)	Time	Concentration (ppm)	15-Min Avg Concentration (ppm)	Exceeds VOC Alarm Limit
11:07	0.0	0.0	11:07	0.0	0.0	-
11:08	0.0	0.0	11:08	0.0	0.0	-
11:09	0.0	0.0	11:09	0.0	0.0	-
11:10	0.0	0.0	11:10	0.0	0.0	-
11:11	0.0	0.0	11:11	0.0	0.0	-
11:12	0.0	0.0	11:12	0.0	0.0	-
11:13	0.0	0.0	11:13	0.0	0.0	-
11:14	0.0	0.0	11:14	0.0	0.0	-
11:15	0.0	0.0	11:15	0.0	0.0	-
11:16	0.0	0.0	11:16	0.0	0.0	-
11:17	0.0	0.0	11:17	0.0	0.0	-
11:18	0.0	0.0	11:18	0.0	0.0	-
11:19	0.0	0.0	11:19	0.0	0.0	-
11:20	0.0	0.0	11:20	0.0	0.0	-
11:21	0.0	0.0	11:21	0.0	0.0	-
11:22	0.0	0.0	11:22	0.0	0.0	-
11:23	0.0	0.0	11:23	0.0	0.0	-
11:24	0.0	0.0	11:24	0.0	0.0	-
11:25	0.0	0.0	11:25	0.0	0.0	-
11:26	0.0	0.0	11:26	0.0	0.0	-
11:27	0.0	0.0	11:27	0.0	0.0	-
11:28	0.0	0.0	11:28	0.0	0.0	-
11:29	0.0	0.0	11:29	0.0	0.0	-
11:30	0.0	0.0	11:30	0.0	0.0	-
11:31	0.0	0.0	11:31	0.0	0.0	-
11:32	0.0	0.0	11:32	0.0	0.0	-
11:33	0.0	0.0	11:33	0.0	0.0	-
11:34	0.0	0.0	11:34	0.0	0.0	-
11:35	0.0	0.0	11:35	0.0	0.0	-
11:36	0.0	0.0	11:36	0.0	0.0	-
11:37	0.0	0.0	11:37	0.0	0.0	-
11:38	0.0	0.0	11:38	0.0	0.0	-
11:39	0.0	0.0	11:39	0.0	0.0	-
11:40	0.0	0.0	11:40	0.0	0.0	-
11:41	0.0	0.0	11:41	0.0	0.0	-
11:42	0.0	0.0	11:42	0.0	0.0	-
11:43	0.0	0.0	11:43	0.0	0.0	-
11:44	0.0	0.0	11:44	0.0	0.0	-

SESI CONSULTING ENGINEERS

959 US-46 Floor 3, Suite 300 - Parsippany-Troy Hills, NJ

DAILY AIR MONITORING REPORT
150 Westchester Avenue
Port Chester, New York

09/06/2024

Rev. No. 0 | Page 1 of 2

Project Number: 11895A

Dust Action Level: 150 µg/m^3

VOC Action Level: 5 ppm

Weather Data Range for Work Day		Wind Direction	ENE	Relative Humidity (%)	62.0 - 90.0	Daily Rain Total (in)	0.00	Readings in the summary table and graphs below are the reported downwind concentrations.
Temperature (°F)	60.0 - 73.0	Wind Speed (MPH)	2.3 - 6.2	Barometer (inHg)	30.20 - 30.20	Avg. Dew Point Temp (°F)	59.7	

Station Location	Daily Avg. Dust Concentration (µg/m^3)	Max 15-Min Dust Concentration (µg/m^3)	Time of Max Dust Reading	Daily Avg. VOC Concentration (ppm)	Max 15-Min VOC Concentration (ppm)	Time of Max VOC Reading
Upwind	34.9	120.9	9:24	0.0	0.0	8:09
Downwind	38.1	63.5	13:36	0.0	0.0	8:12

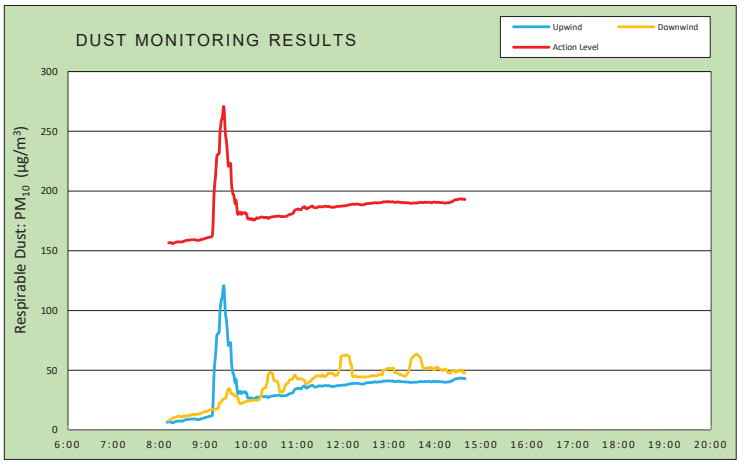

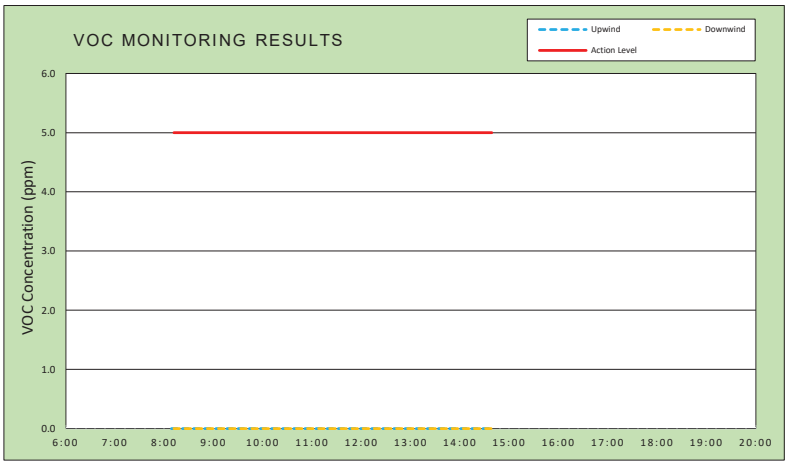

Air Monitoring Notes:

Weather Notes:

EMILCOTT
A Triumvirate Environmental Company

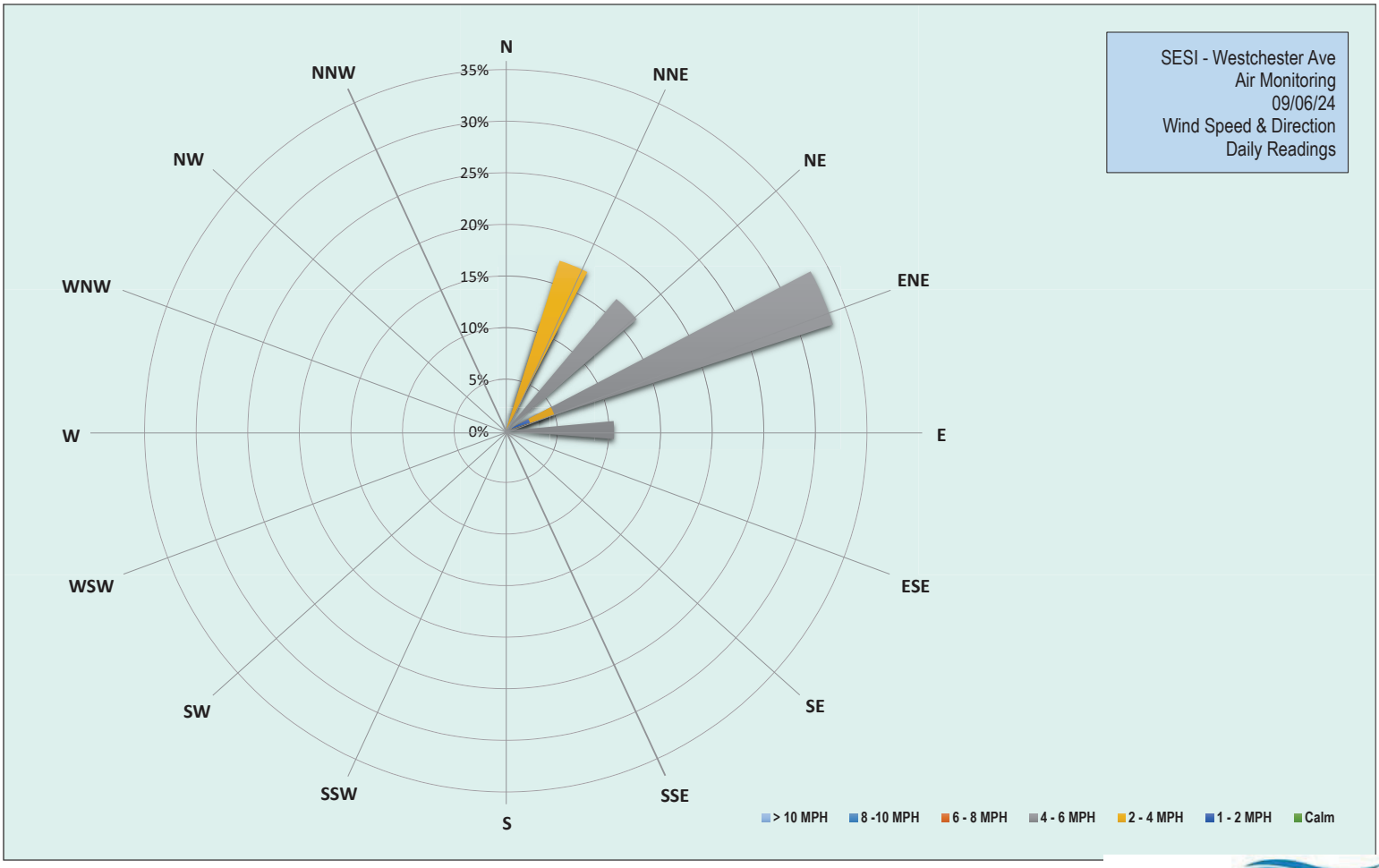

EMILCOTT
A Triumvirate Environmental Company

Grand Union Bowling Alley Site
BCP #360222
150 Westchester Avenue, Port Chester
September 6, 2024

Friday, September 6, 2024						
Number of Instances Where Downwind Particulates Exceeds Upwind Particulate + 150 =						0
Number of Comparable Data Points =						388
Start Time:						7:55
End Time:						14:39
PARTICULATE DATA						
Upwind			Downwind			Exceeds Particulate Alarm Limit
Time	Concentration (ug/m^3)	15-Min Avg Concentration (ug/m^3)	Time	Concentration (ug/m^3)	15-Min Avg Concentration (ug/m^3)	
7:55	7.0	-	7:55	-	-	-
7:56	5.5	-	7:56	-	-	-
7:57	6.5	-	7:57	8.0	-	-
7:58	7.0	-	7:58	4.8	-	-
7:59	7.0	-	7:59	9.0	-	-
8:00	7.0	-	8:00	7.5	-	-
8:01	15.8	-	8:01	9.0	-	-
8:02	8.8	-	8:02	6.3	-	-
8:03	5.0	-	8:03	6.8	-	-
8:04	2.8	-	8:04	9.0	-	-
8:05	4.8	-	8:05	6.0	-	-
8:06	3.8	-	8:06	6.0	-	-
8:07	5.0	-	8:07	6.8	-	-
8:08	5.0	-	8:08	7.5	-	-
8:09	5.3	-	8:09	8.8	-	-
8:10	7.5	6.4	8:10	7.3	-	-
8:11	9.0	6.7	8:11	8.3	-	-
8:12	7.3	6.7	8:12	15.5	7.9	-
8:13	6.3	6.7	8:13	11.5	8.3	-
8:14	9.5	6.8	8:14	13.0	8.6	-
8:15	7.5	6.9	8:15	13.5	9.0	-
8:16	6.3	6.2	8:16	11.8	9.2	-
8:17	5.5	6.0	8:17	14.8	9.8	-
8:18	6.3	6.1	8:18	12.5	10.1	-
8:19	9.8	6.6	8:19	9.0	10.1	-
8:20	7.5	6.8	8:20	9.0	10.3	-
8:21	8.0	7.0	8:21	10.5	10.6	-
8:22	7.8	7.2	8:22	10.5	10.9	-
8:23	7.0	7.4	8:23	12.8	11.2	-
8:24	7.3	7.5	8:24	12.8	11.5	-
8:25	8.0	7.5	8:25	9.0	11.6	-
8:26	6.5	7.4	8:26	8.3	11.6	-
8:27	7.0	7.3	8:27	8.5	11.2	-
8:28	8.5	7.5	8:28	10.8	11.1	-
8:29	7.8	7.4	8:29	11.5	11.0	-
8:30	8.3	7.4	8:30	11.3	10.9	-
8:31	11.0	7.7	8:31	25.5	11.8	-
8:32	9.3	8.0	8:32	10.8	11.5	-
8:33	10.0	8.2	8:33	10.8	11.4	-
8:34	13.3	8.5	8:34	11.5	11.6	-
8:35	11.0	8.7	8:35	11.3	11.7	-

Grand Union Bowling Alley Site
BCP #360222
150 Westchester Avenue, Port Chester
September 6, 2024

PARTICULATE DATA						
Upwind			Downwind			Exceeds Particulate Alarm Limit
Time	Concentration (ug/m^3)	15-Min Avg Concentration (ug/m^3)	Time	Concentration (ug/m^3)	15-Min Avg Concentration (ug/m^3)	
8:36	8.3	8.7	8:36	9.8	11.7	-
8:37	8.0	8.7	8:37	13.8	11.9	-
8:38	9.8	8.9	8:38	14.5	12.0	-
8:39	7.5	8.9	8:39	11.0	11.9	-
8:40	9.3	9.0	8:40	16.0	12.3	-
8:41	8.5	9.2	8:41	12.8	12.6	-
8:42	8.0	9.2	8:42	12.3	12.9	-
8:43	8.0	9.2	8:43	12.3	13.0	-
8:44	8.3	9.2	8:44	11.3	13.0	-
8:45	8.8	9.3	8:45	12.5	13.1	-
8:46	8.8	9.1	8:46	17.3	12.5	-
8:47	9.5	9.1	8:47	14.0	12.7	-
8:48	8.3	9.0	8:48	16.3	13.1	-
8:49	8.5	8.7	8:49	12.5	13.2	-
8:50	9.8	8.6	8:50	13.3	13.3	-
8:51	10.8	8.8	8:51	12.8	13.5	-
8:52	9.3	8.9	8:52	12.3	13.4	-
8:53	10.0	8.9	8:53	12.5	13.3	-
8:54	16.0	9.4	8:54	20.3	13.9	-
8:55	9.5	9.5	8:55	19.8	14.1	-
8:56	10.3	9.6	8:56	17.3	14.4	-
8:57	9.3	9.7	8:57	16.5	14.7	-
8:58	13.5	10.0	8:58	16.3	15.0	-
8:59	11.3	10.2	8:59	16.8	15.3	-
9:00	10.8	10.4	9:00	15.3	15.5	-
9:01	13.8	10.7	9:01	15.5	15.4	-
9:02	10.8	10.8	9:02	16.0	15.5	-
9:03	11.0	11.0	9:03	19.8	15.8	-
9:04	11.5	11.2	9:04	18.5	16.2	-
9:05	11.8	11.3	9:05	16.5	16.4	-
9:06	12.5	11.4	9:06	17.0	16.7	-
9:07	12.5	11.6	9:07	16.3	16.9	-
9:08	15.3	12.0	9:08	16.0	17.2	-
9:09	19.8	12.2	9:09	19.0	17.1	-
9:10	162.8	22.4	9:10	18.0	17.0	-
9:11	319.8	43.1	9:11	21.3	17.2	-
9:12	182.8	54.6	9:12	17.8	17.3	-
9:13	105.0	60.7	9:13	17.3	17.4	-
9:14	151.0	70.1	9:14	19.0	17.5	-
9:15	153.8	79.6	9:15	17.8	17.7	-
9:16	24.3	80.3	9:16	18.0	17.9	-
9:17	24.3	81.2	9:17	25.0	18.5	-
9:18	15.0	81.5	9:18	69.5	21.8	-
9:19	267.0	98.5	9:19	34.8	22.9	-
9:20	105.8	104.8	9:20	20.0	23.1	-
9:21	85.5	109.6	9:21	23.3	23.5	-
9:22	26.8	110.6	9:22	38.5	25.0	-
9:23	109.5	116.9	9:23	25.0	25.6	-

Grand Union Bowling Alley Site
BCP #360222
150 Westchester Avenue, Port Chester
September 6, 2024

PARTICULATE DATA						
Upwind			Downwind			Exceeds Particulate Alarm Limit
Time	Concentration (ug/m^3)	15-Min Avg Concentration (ug/m^3)	Time	Concentration (ug/m^3)	15-Min Avg Concentration (ug/m^3)	
9:24	80.0	120.9	9:24	27.8	26.2	-
9:25	31.3	112.1	9:25	19.0	26.3	-
9:26	114.5	98.4	9:26	23.5	26.4	-
9:27	113.3	93.8	9:27	32.0	27.4	-
9:28	20.8	88.2	9:28	61.3	30.3	-
9:29	16.3	79.2	9:29	58.3	32.9	-
9:30	27.5	70.8	9:30	39.0	34.3	-
9:31	32.5	71.3	9:31	21.3	34.5	-
9:32	45.0	72.7	9:32	23.3	34.4	-
9:33	20.0	73.0	9:33	21.0	31.2	-
9:34	22.8	56.8	9:34	21.0	30.3	-
9:35	26.8	51.5	9:35	21.3	30.4	-
9:36	22.8	47.3	9:36	21.0	30.2	-
9:37	20.5	46.9	9:37	21.8	29.1	-
9:38	46.0	42.7	9:38	21.8	28.9	-
9:39	29.0	39.3	9:39	21.5	28.5	-
9:40	78.5	42.4	9:40	22.3	28.7	-
9:41	29.8	36.8	9:41	22.5	28.6	-
9:42	20.5	30.6	9:42	23.0	28.0	-
9:43	21.5	30.6	9:43	23.5	25.5	-
9:44	22.5	31.0	9:44	22.3	23.1	-
9:45	46.8	32.3	9:45	23.0	22.0	-
9:46	23.8	31.7	9:46	22.5	22.1	-
9:47	25.3	30.4	9:47	23.5	22.1	-
9:48	39.8	31.7	9:48	24.8	22.4	-
9:49	24.5	31.9	9:49	24.5	22.6	-
9:50	21.8	31.5	9:50	27.3	23.0	-
9:51	24.0	31.6	9:51	26.3	23.4	-
9:52	26.3	32.0	9:52	26.3	23.7	-
9:53	29.3	30.9	9:53	24.8	23.9	-
9:54	26.8	30.7	9:54	25.0	24.1	-
9:55	23.0	27.0	9:55	23.3	24.2	-
9:56	22.5	26.5	9:56	23.8	24.2	-
9:57	22.3	26.7	9:57	23.5	24.3	-
9:58	23.3	26.8	9:58	23.8	24.3	-
9:59	26.0	27.0	9:59	25.0	24.5	-
10:00	32.3	26.0	10:00	25.8	24.7	-
10:01	29.0	26.4	10:01	25.0	24.8	-
10:02	29.5	26.7	10:02	24.3	24.9	-
10:03	24.3	25.6	10:03	26.3	25.0	-
10:04	29.3	26.0	10:04	25.5	25.0	-
10:05	25.5	26.2	10:05	25.3	24.9	-
10:06	32.0	26.7	10:06	25.8	24.9	-
10:07	40.3	27.7	10:07	26.5	24.9	-
10:08	23.3	27.3	10:08	26.0	25.0	-
10:09	26.5	27.3	10:09	27.0	25.1	-
10:10	26.3	27.5	10:10	30.0	25.6	-
10:11	26.3	27.7	10:11	42.0	26.8	-

Grand Union Bowling Alley Site
BCP #360222
150 Westchester Avenue, Port Chester
September 6, 2024

PARTICULATE DATA						
Upwind			Downwind			Exceeds Particulate Alarm Limit
Time	Concentration (ug/m^3)	15-Min Avg Concentration (ug/m^3)	Time	Concentration (ug/m^3)	15-Min Avg Concentration (ug/m^3)	
10:12	26.5	28.0	10:12	29.8	27.2	-
10:13	26.5	28.2	10:13	43.3	28.5	-
10:14	27.8	28.3	10:14	97.8	33.3	-
10:15	27.8	28.0	10:15	32.0	33.8	-
10:16	26.8	27.9	10:16	38.8	34.7	-
10:17	27.3	27.7	10:17	30.8	35.1	-
10:18	27.8	28.0	10:18	28.8	35.3	-
10:19	27.3	27.8	10:19	29.3	35.5	-
10:20	27.5	28.0	10:20	69.5	38.5	-
10:21	28.0	27.7	10:21	55.5	40.5	-
10:22	29.3	27.0	10:22	119.0	46.6	-
10:23	32.3	27.6	10:23	35.0	47.2	-
10:24	31.5	27.9	10:24	32.8	47.6	-
10:25	28.5	28.1	10:25	42.5	48.4	-
10:26	28.0	28.2	10:26	30.0	47.6	-
10:27	30.3	28.4	10:27	27.5	47.5	-
10:28	27.8	28.5	10:28	28.3	46.5	-
10:29	28.0	28.5	10:29	29.8	42.0	-
10:30	28.8	28.6	10:30	29.0	41.8	-
10:31	29.0	28.7	10:31	28.0	41.0	-
10:32	28.0	28.8	10:32	28.5	40.9	-
10:33	28.5	28.8	10:33	29.3	40.9	-
10:34	28.5	28.9	10:34	30.0	41.0	-
10:35	28.8	29.0	10:35	30.5	38.4	-
10:36	30.0	29.1	10:36	32.0	36.8	-
10:37	27.8	29.0	10:37	42.8	31.7	-
10:38	28.0	28.8	10:38	40.0	32.1	-
10:39	28.0	28.5	10:39	32.8	32.1	-
10:40	29.3	28.6	10:40	37.5	31.7	-
10:41	30.0	28.7	10:41	37.0	32.2	-
10:42	28.0	28.6	10:42	37.5	32.9	-
10:43	28.3	28.6	10:43	57.8	34.8	-
10:44	29.3	28.7	10:44	50.0	36.2	-
10:45	29.8	28.7	10:45	55.8	38.0	-
10:46	31.0	28.9	10:46	39.3	38.7	-
10:47	36.0	29.4	10:47	33.3	39.0	-
10:48	32.5	29.7	10:48	34.0	39.3	-
10:49	34.5	30.1	10:49	51.5	40.8	-
10:50	33.5	30.4	10:50	45.8	41.8	-
10:51	30.3	30.4	10:51	40.0	42.3	-
10:52	31.0	30.6	10:52	41.5	42.2	-
10:53	31.8	30.9	10:53	40.8	42.3	-
10:54	35.3	31.4	10:54	39.8	42.8	-
10:55	35.0	31.7	10:55	59.0	44.2	-
10:56	53.0	33.3	10:56	60.8	45.8	-
10:57	38.0	33.9	10:57	41.5	46.0	-
10:58	35.0	34.4	10:58	42.3	45.0	-
10:59	31.3	34.5	10:59	36.5	44.1	-

Grand Union Bowling Alley Site
BCP #360222
150 Westchester Avenue, Port Chester
September 6, 2024

PARTICULATE DATA						
Upwind			Downwind			Exceeds Particulate Alarm Limit
Time	Concentration (ug/m^3)	15-Min Avg Concentration (ug/m^3)	Time	Concentration (ug/m^3)	15-Min Avg Concentration (ug/m^3)	
11:00	32.5	34.7	11:00	35.5	42.8	-
11:01	35.5	35.0	11:01	36.0	42.5	-
11:02	31.5	34.7	11:02	36.8	42.8	-
11:03	31.5	34.6	11:03	40.0	43.2	-
11:04	31.5	34.4	11:04	47.5	42.9	-
11:05	31.5	34.3	11:05	39.8	42.5	-
11:06	44.3	35.2	11:06	42.5	42.7	-
11:07	43.3	36.1	11:07	35.8	42.3	-
11:08	38.5	36.5	11:08	36.8	42.0	-
11:09	39.3	36.8	11:09	36.3	41.8	-
11:10	34.3	36.7	11:10	37.5	40.4	-
11:11	33.8	35.4	11:11	38.8	38.9	-
11:12	34.0	35.2	11:12	37.3	38.6	-
11:13	35.0	35.2	11:13	46.5	38.9	-
11:14	38.5	35.7	11:14	39.3	39.1	-
11:15	41.0	36.2	11:15	47.0	39.8	-
11:16	36.0	36.3	11:16	42.3	40.3	-
11:17	38.3	36.7	11:17	45.8	40.9	-
11:18	37.0	37.1	11:18	38.0	40.7	-
11:19	35.3	37.3	11:19	70.5	42.3	-
11:20	32.8	37.4	11:20	53.8	43.2	-
11:21	34.3	36.7	11:21	39.0	43.0	-
11:22	34.8	36.2	11:22	42.3	43.4	-
11:23	36.5	36.0	11:23	47.3	44.1	-
11:24	38.8	36.0	11:24	47.0	44.8	-
11:25	34.8	36.0	11:25	44.0	45.2	-
11:26	35.3	36.1	11:26	41.8	45.4	-
11:27	41.5	36.6	11:27	38.3	45.5	-
11:28	39.3	36.9	11:28	42.5	45.2	-
11:29	38.5	36.9	11:29	41.5	45.4	-
11:30	40.0	36.9	11:30	42.3	45.1	-
11:31	35.8	36.8	11:31	39.5	44.9	-
11:32	36.3	36.7	11:32	46.3	44.9	-
11:33	37.3	36.7	11:33	59.5	46.4	-
11:34	38.3	36.9	11:34	56.5	45.4	-
11:35	35.3	37.1	11:35	40.8	44.6	-
11:36	35.3	37.2	11:36	43.5	44.9	-
11:37	35.8	37.2	11:37	44.0	45.0	-
11:38	35.0	37.1	11:38	57.8	45.7	-
11:39	36.8	37.0	11:39	51.5	46.0	-
11:40	36.0	37.1	11:40	67.8	47.6	-
11:41	36.8	37.2	11:41	39.5	47.4	-
11:42	36.5	36.8	11:42	39.5	47.5	-
11:43	37.0	36.7	11:43	39.8	47.3	-
11:44	36.0	36.5	11:44	41.3	47.3	-
11:45	37.0	36.3	11:45	40.3	47.2	-
11:46	38.0	36.5	11:46	42.0	47.3	-
11:47	37.0	36.5	11:47	43.5	47.1	-

Grand Union Bowling Alley Site
BCP #360222
150 Westchester Avenue, Port Chester
September 6, 2024

PARTICULATE DATA						
Upwind			Downwind			Exceeds Particulate Alarm Limit
Time	Concentration (ug/m^3)	15-Min Avg Concentration (ug/m^3)	Time	Concentration (ug/m^3)	15-Min Avg Concentration (ug/m^3)	
11:48	37.0	36.5	11:48	48.0	46.4	-
11:49	38.0	36.5	11:49	42.5	45.4	-
11:50	39.8	36.8	11:50	44.5	45.7	-
11:51	37.5	36.9	11:51	45.3	45.8	-
11:52	37.3	37.0	11:52	47.8	46.1	-
11:53	36.8	37.2	11:53	63.8	46.5	-
11:54	36.8	37.2	11:54	99.5	49.7	-
11:55	37.0	37.2	11:55	83.0	50.7	-
11:56	36.5	37.2	11:56	59.3	52.0	-
11:57	37.8	37.3	11:57	178.3	61.2	-
11:58	38.0	37.4	11:58	51.5	62.0	-
11:59	38.3	37.5	11:59	41.0	62.0	-
12:00	38.0	37.6	12:00	42.0	62.1	-
12:01	37.8	37.6	12:01	43.5	62.2	-
12:02	38.0	37.6	12:02	42.8	62.2	-
12:03	38.0	37.7	12:03	54.5	62.6	-
12:04	40.0	37.8	12:04	44.8	62.8	-
12:05	42.3	38.0	12:05	42.5	62.6	-
12:06	38.8	38.1	12:06	42.0	62.4	-
12:07	41.5	38.4	12:07	43.0	62.1	-
12:08	38.5	38.5	12:08	45.5	60.9	-
12:09	39.8	38.7	12:09	43.8	57.2	-
12:10	37.8	38.7	12:10	45.8	54.7	-
12:11	38.5	38.9	12:11	48.0	53.9	-
12:12	38.8	38.9	12:12	43.0	44.9	-
12:13	38.0	38.9	12:13	45.3	44.5	-
12:14	39.0	39.0	12:14	44.0	44.7	-
12:15	37.8	39.0	12:15	45.8	44.9	-
12:16	38.0	39.0	12:16	45.5	45.1	-
12:17	38.0	39.0	12:17	42.5	45.1	-
12:18	40.8	39.2	12:18	44.5	44.4	-
12:19	38.8	39.1	12:19	44.0	44.3	-
12:20	38.5	38.8	12:20	42.3	44.3	-
12:21	38.3	38.8	12:21	43.5	44.4	-
12:22	38.3	38.6	12:22	43.5	44.5	-
12:23	37.3	38.5	12:23	43.0	44.3	-
12:24	37.5	38.3	12:24	44.5	44.3	-
12:25	39.5	38.5	12:25	47.5	44.5	-
12:26	39.8	38.5	12:26	45.8	44.3	-
12:27	38.0	38.5	12:27	44.5	44.4	-
12:28	42.3	38.8	12:28	44.3	44.3	-
12:29	46.3	39.3	12:29	45.5	44.4	-
12:30	40.8	39.5	12:30	45.0	44.4	-
12:31	38.8	39.5	12:31	44.0	44.3	-
12:32	39.0	39.6	12:32	44.8	44.4	-
12:33	40.0	39.5	12:33	47.3	44.6	-
12:34	40.0	39.6	12:34	44.0	44.6	-
12:35	39.8	39.7	12:35	48.0	45.0	-

Grand Union Bowling Alley Site
BCP #360222
150 Westchester Avenue, Port Chester
September 6, 2024

PARTICULATE DATA						
Upwind			Downwind			Exceeds Particulate Alarm Limit
Time	Concentration (ug/m^3)	15-Min Avg Concentration (ug/m^3)	Time	Concentration (ug/m^3)	15-Min Avg Concentration (ug/m^3)	
12:36	38.8	39.7	12:36	48.0	45.3	-
12:37	38.8	39.8	12:37	44.0	45.3	-
12:38	38.8	39.9	12:38	44.5	45.4	-
12:39	39.8	40.0	12:39	46.8	45.6	-
12:40	40.3	40.1	12:40	46.0	45.5	-
12:41	41.0	40.1	12:41	44.0	45.4	-
12:42	41.0	40.3	12:42	44.8	45.4	-
12:43	39.5	40.2	12:43	44.5	45.4	-
12:44	43.3	40.0	12:44	45.5	45.4	-
12:45	42.0	40.0	12:45	51.8	45.9	-
12:46	40.3	40.1	12:46	48.3	46.1	-
12:47	41.0	40.3	12:47	46.5	46.3	-
12:48	40.5	40.3	12:48	46.5	46.2	-
12:49	39.8	40.3	12:49	50.3	46.6	-
12:50	39.0	40.2	12:50	45.3	46.4	-
12:51	45.0	40.7	12:51	45.0	46.2	-
12:52	42.3	40.9	12:52	98.8	49.9	-
12:53	39.8	41.0	12:53	47.8	50.1	-
12:54	40.5	41.0	12:54	47.0	50.1	-
12:55	39.8	41.0	12:55	50.3	50.4	-
12:56	40.8	41.0	12:56	46.8	50.6	-
12:57	40.0	40.9	12:57	53.0	51.1	-
12:58	44.0	41.2	12:58	49.3	51.5	-
12:59	43.3	41.2	12:59	49.0	51.7	-
13:00	39.3	41.0	13:00	46.5	51.3	-
13:01	38.8	40.9	13:01	46.5	51.2	-
13:02	40.8	40.9	13:02	47.0	51.3	-
13:03	40.5	40.9	13:03	51.5	51.6	-
13:04	39.3	40.9	13:04	46.0	51.3	-
13:05	43.3	41.1	13:05	47.5	51.5	-
13:06	39.5	40.8	13:06	47.0	51.6	-
13:07	38.5	40.5	13:07	46.0	48.1	-
13:08	39.3	40.5	13:08	46.3	48.0	-
13:09	41.8	40.6	13:09	47.5	48.0	-
13:10	40.0	40.6	13:10	46.5	47.8	-
13:11	43.5	40.8	13:11	43.8	47.6	-
13:12	40.8	40.8	13:12	47.8	47.2	-
13:13	42.5	40.7	13:13	43.8	46.8	-
13:14	39.0	40.4	13:14	42.5	46.4	-
13:15	39.5	40.5	13:15	45.5	46.3	-
13:16	39.5	40.5	13:16	43.0	46.1	-
13:17	39.3	40.4	13:17	43.3	45.9	-
13:18	40.0	40.4	13:18	45.0	45.4	-
13:19	39.8	40.4	13:19	44.0	45.3	-
13:20	39.8	40.2	13:20	44.0	45.1	-
13:21	38.8	40.1	13:21	43.5	44.8	-
13:22	40.0	40.2	13:22	60.8	45.8	-
13:23	39.8	40.3	13:23	56.3	46.5	-

Grand Union Bowling Alley Site
BCP #360222
150 Westchester Avenue, Port Chester
September 6, 2024

PARTICULATE DATA						
Upwind			Downwind			Exceeds Particulate Alarm Limit
Time	Concentration (ug/m^3)	15-Min Avg Concentration (ug/m^3)	Time	Concentration (ug/m^3)	15-Min Avg Concentration (ug/m^3)	
13:24	39.5	40.1	13:24	62.3	47.5	-
13:25	40.8	40.2	13:25	56.3	48.1	-
13:26	39.8	39.9	13:26	76.5	50.3	-
13:27	40.3	39.9	13:27	92.5	53.3	-
13:28	40.5	39.7	13:28	86.5	56.1	-
13:29	40.0	39.8	13:29	95.5	59.7	-
13:30	40.5	39.9	13:30	58.5	60.5	-
13:31	40.0	39.9	13:31	47.8	60.8	-
13:32	40.3	40.0	13:32	54.5	61.6	-
13:33	40.0	40.0	13:33	58.5	62.5	-
13:34	39.8	40.0	13:34	48.0	62.8	-
13:35	41.0	40.1	13:35	46.8	62.9	-
13:36	39.0	40.1	13:36	52.5	63.5	-
13:37	39.8	40.1	13:37	51.3	62.9	-
13:38	40.3	40.1	13:38	44.3	62.1	-
13:39	43.5	40.4	13:39	56.0	61.7	-
13:40	43.5	40.5	13:40	50.3	61.3	-
13:41	40.0	40.6	13:41	54.5	59.8	-
13:42	39.0	40.5	13:42	59.8	57.6	-
13:43	39.0	40.4	13:43	51.3	55.3	-
13:44	40.0	40.4	13:44	57.0	52.7	-
13:45	39.8	40.3	13:45	48.5	52.1	-
13:46	44.5	40.6	13:46	43.5	51.8	-
13:47	39.5	40.6	13:47	49.0	51.4	-
13:48	39.5	40.5	13:48	49.3	50.8	-
13:49	39.0	40.5	13:49	62.5	51.8	-
13:50	41.0	40.5	13:50	48.3	51.9	-
13:51	39.5	40.5	13:51	52.5	51.9	-
13:52	40.5	40.6	13:52	53.8	52.0	-
13:53	40.3	40.6	13:53	50.5	52.4	-
13:54	41.3	40.4	13:54	51.0	52.1	-
13:55	39.5	40.2	13:55	52.0	52.2	-
13:56	42.3	40.3	13:56	47.8	51.8	-
13:57	42.8	40.6	13:57	46.3	50.9	-
13:58	41.0	40.7	13:58	55.0	51.1	-
13:59	40.0	40.7	13:59	46.3	50.4	-
14:00	40.8	40.8	14:00	54.0	50.8	-
14:01	40.0	40.5	14:01	68.0	52.4	-
14:02	39.5	40.5	14:02	51.8	52.6	-
14:03	40.3	40.5	14:03	46.8	52.4	-
14:04	40.3	40.6	14:04	47.3	51.4	-
14:05	39.5	40.5	14:05	50.5	51.6	-
14:06	38.3	40.4	14:06	48.8	51.3	-
14:07	39.8	40.4	14:07	44.8	50.7	-
14:08	40.0	40.3	14:08	47.0	50.5	-
14:09	39.5	40.2	14:09	44.8	50.1	-
14:10	40.5	40.3	14:10	46.8	49.7	-
14:11	39.3	40.1	14:11	56.5	50.3	-

Grand Union Bowling Alley Site
BCP #360222
150 Westchester Avenue, Port Chester
September 6, 2024

PARTICULATE DATA						
Upwind			Downwind			Exceeds Particulate Alarm Limit
Time	Concentration (ug/m^3)	15-Min Avg Concentration (ug/m^3)	Time	Concentration (ug/m^3)	15-Min Avg Concentration (ug/m^3)	
14:12	41.0	40.0	14:12	57.5	51.0	-
14:13	40.3	39.9	14:13	48.0	50.6	-
14:14	40.8	40.0	14:14	47.8	50.7	-
14:15	40.0	39.9	14:15	44.5	50.0	-
14:16	44.5	40.2	14:16	44.0	48.4	-
14:17	39.8	40.2	14:17	44.8	48.0	-
14:18	39.8	40.2	14:18	43.5	47.8	-
14:19	40.5	40.2	14:19	48.0	47.8	-
14:20	46.0	40.7	14:20	46.5	47.5	-
14:21	42.5	40.9	14:21	62.3	48.4	-
14:22	41.0	41.0	14:22	58.5	49.4	-
14:23	45.0	41.4	14:23	49.8	49.5	-
14:24	45.8	41.8	14:24	49.0	49.8	-
14:25	48.0	42.3	14:25	44.5	49.7	-
14:26	43.8	42.6	14:26	45.3	48.9	-
14:27	44.5	42.8	14:27	48.0	48.3	-
14:28	40.8	42.8	14:28	56.8	48.9	-
14:29	41.0	42.9	14:29	49.8	49.0	-
14:30	41.3	42.9	14:30	46.8	49.2	-
14:31	48.5	43.2	14:31	45.0	49.2	-
14:32	41.5	43.3	14:32	46.3	49.3	-
14:33	42.3	43.5	14:33	58.3	50.3	-
14:34	40.3	43.5	14:34	44.3	50.1	-
14:35	40.5	43.1	14:35	44.8	49.9	-
14:36	41.5	43.0	14:36	44.8	48.8	-
14:37	45.5	43.3	14:37	46.3	48.0	-
14:38	44.0	43.3	14:38	46.0	47.7	-
14:39	39.5	42.9	14:39	51.0	47.8	-

Grand Union Bowling Alley Site
BCP #360222
150 Westchester Avenue, Port Chester
September 6, 2024

#REF!						
					Number of Instances Where Downwind VOCs Exceeds Upwind VOCs + 5 =	0
					Number of Comparable Data Points =	388
					Start Time:	7:54
					End Time:	14:39
PID DATA						
Upwind			Downwind			
Time	Concentration (ppm)	15-Min Avg Concentration (ppm)	Time	Concentration (ppm)	15-Min Avg Concentration (ppm)	Exceeds VOC Alarm Limit
7:54	0.0	-	7:54	-	-	-
7:55	0.0	-	7:55	-	-	-
7:56	0.0	-	7:56	-	-	-
7:57	0.0	-	7:57	0.0	-	-
7:58	0.0	-	7:58	0.0	-	-
7:59	0.0	-	7:59	0.0	-	-
8:00	0.0	-	8:00	0.0	-	-
8:01	0.0	-	8:01	0.0	-	-
8:02	0.0	-	8:02	0.0	-	-
8:03	0.0	-	8:03	0.0	-	-
8:04	0.0	-	8:04	0.0	-	-
8:05	0.0	-	8:05	0.0	-	-
8:06	0.0	-	8:06	0.0	-	-
8:07	0.0	-	8:07	0.0	-	-
8:08	0.0	-	8:08	0.0	-	-
8:09	0.0	0.0	8:09	0.0	-	-
8:10	0.0	0.0	8:10	0.0	-	-
8:11	0.0	0.0	8:11	0.0	-	-
8:12	0.0	0.0	8:12	0.0	0.0	-
8:13	0.0	0.0	8:13	0.0	0.0	-
8:14	0.0	0.0	8:14	0.0	0.0	-
8:15	0.0	0.0	8:15	0.0	0.0	-
8:16	0.0	0.0	8:16	0.0	0.0	-
8:17	0.0	0.0	8:17	0.0	0.0	-
8:18	0.0	0.0	8:18	0.0	0.0	-
8:19	0.0	0.0	8:19	0.0	0.0	-
8:20	0.0	0.0	8:20	0.0	0.0	-
8:21	0.0	0.0	8:21	0.0	0.0	-
8:22	0.0	0.0	8:22	0.0	0.0	-
8:23	0.0	0.0	8:23	0.0	0.0	-
8:24	0.0	0.0	8:24	0.0	0.0	-
8:25	0.0	0.0	8:25	0.0	0.0	-
8:26	0.0	0.0	8:26	0.0	0.0	-
8:27	0.0	0.0	8:27	0.0	0.0	-
8:28	0.0	0.0	8:28	0.0	0.0	-
8:29	0.0	0.0	8:29	0.0	0.0	-
8:30	0.0	0.0	8:30	0.0	0.0	-
8:31	0.0	0.0	8:31	0.0	0.0	-
8:32	0.0	0.0	8:32	0.0	0.0	-
8:33	0.0	0.0	8:33	0.0	0.0	-
8:34	0.0	0.0	8:34	0.0	0.0	-
8:35	0.0	0.0	8:35	0.0	0.0	-

Grand Union Bowling Alley Site
BCP #360222
150 Westchester Avenue, Port Chester
September 6, 2024

PID DATA						
Upwind			Downwind			
Time	Concentration (ppm)	15-Min Avg Concentration (ppm)	Time	Concentration (ppm)	15-Min Avg Concentration (ppm)	Exceeds VOC Alarm Limit
8:36	0.0	0.0	8:36	0.0	0.0	-
8:37	0.0	0.0	8:37	0.0	0.0	-
8:38	0.0	0.0	8:38	0.0	0.0	-
8:39	0.0	0.0	8:39	0.0	0.0	-
8:40	0.0	0.0	8:40	0.0	0.0	-
8:41	0.0	0.0	8:41	0.0	0.0	-
8:42	0.0	0.0	8:42	0.0	0.0	-
8:43	0.0	0.0	8:43	0.0	0.0	-
8:44	0.0	0.0	8:44	0.0	0.0	-
8:45	0.0	0.0	8:45	0.0	0.0	-
8:46	0.0	0.0	8:46	0.0	0.0	-
8:47	0.0	0.0	8:47	0.0	0.0	-
8:48	0.0	0.0	8:48	0.0	0.0	-
8:49	0.0	0.0	8:49	0.0	0.0	-
8:50	0.0	0.0	8:50	0.0	0.0	-
8:51	0.0	0.0	8:51	0.0	0.0	-
8:52	0.0	0.0	8:52	0.0	0.0	-
8:53	0.0	0.0	8:53	0.0	0.0	-
8:54	0.0	0.0	8:54	0.0	0.0	-
8:55	0.0	0.0	8:55	0.0	0.0	-
8:56	0.0	0.0	8:56	0.0	0.0	-
8:57	0.0	0.0	8:57	0.0	0.0	-
8:58	0.0	0.0	8:58	0.0	0.0	-
8:59	0.0	0.0	8:59	0.0	0.0	-
9:00	0.0	0.0	9:00	0.0	0.0	-
9:01	0.0	0.0	9:01	0.0	0.0	-
9:02	0.0	0.0	9:02	0.0	0.0	-
9:03	0.0	0.0	9:03	0.0	0.0	-
9:04	0.0	0.0	9:04	0.0	0.0	-
9:05	0.0	0.0	9:05	0.0	0.0	-
9:06	0.0	0.0	9:06	0.0	0.0	-
9:07	0.0	0.0	9:07	0.0	0.0	-
9:08	0.0	0.0	9:08	0.0	0.0	-
9:09	0.0	0.0	9:09	0.0	0.0	-
9:10	0.0	0.0	9:10	0.0	0.0	-
9:11	0.0	0.0	9:11	0.0	0.0	-
9:12	0.0	0.0	9:12	0.0	0.0	-
9:13	0.0	0.0	9:13	0.0	0.0	-
9:14	0.0	0.0	9:14	0.0	0.0	-
9:15	0.0	0.0	9:15	0.0	0.0	-
9:16	0.0	0.0	9:16	0.0	0.0	-
9:17	0.0	0.0	9:17	0.0	0.0	-
9:18	0.0	0.0	9:18	0.0	0.0	-
9:19	0.0	0.0	9:19	0.0	0.0	-
9:20	0.0	0.0	9:20	0.0	0.0	-
9:21	0.0	0.0	9:21	0.0	0.0	-
9:22	0.0	0.0	9:22	0.0	0.0	-
9:23	0.0	0.0	9:23	0.0	0.0	-

Grand Union Bowling Alley Site
BCP #360222
150 Westchester Avenue, Port Chester
September 6, 2024

PID DATA						
Upwind			Downwind			
Time	Concentration (ppm)	15-Min Avg Concentration (ppm)	Time	Concentration (ppm)	15-Min Avg Concentration (ppm)	Exceeds VOC Alarm Limit
9:24	0.0	0.0	9:24	0.0	0.0	-
9:25	0.0	0.0	9:25	0.0	0.0	-
9:26	0.0	0.0	9:26	0.0	0.0	-
9:27	0.0	0.0	9:27	0.0	0.0	-
9:28	0.0	0.0	9:28	0.0	0.0	-
9:29	0.0	0.0	9:29	0.0	0.0	-
9:30	0.0	0.0	9:30	0.0	0.0	-
9:31	0.0	0.0	9:31	0.0	0.0	-
9:32	0.0	0.0	9:32	0.0	0.0	-
9:33	0.0	0.0	9:33	0.0	0.0	-
9:34	0.0	0.0	9:34	0.0	0.0	-
9:35	0.0	0.0	9:35	0.0	0.0	-
9:36	0.0	0.0	9:36	0.0	0.0	-
9:37	0.0	0.0	9:37	0.0	0.0	-
9:38	0.0	0.0	9:38	0.0	0.0	-
9:39	0.0	0.0	9:39	0.0	0.0	-
9:40	0.0	0.0	9:40	0.0	0.0	-
9:41	0.0	0.0	9:41	0.0	0.0	-
9:42	0.0	0.0	9:42	0.0	0.0	-
9:43	0.0	0.0	9:43	0.0	0.0	-
9:44	0.0	0.0	9:44	0.0	0.0	-
9:45	0.0	0.0	9:45	0.0	0.0	-
9:46	0.0	0.0	9:46	0.0	0.0	-
9:47	0.0	0.0	9:47	0.0	0.0	-
9:48	0.0	0.0	9:48	0.0	0.0	-
9:49	0.0	0.0	9:49	0.0	0.0	-
9:50	0.0	0.0	9:50	0.0	0.0	-
9:51	0.0	0.0	9:51	0.0	0.0	-
9:52	0.0	0.0	9:52	0.0	0.0	-
9:53	0.0	0.0	9:53	0.0	0.0	-
9:54	0.0	0.0	9:54	0.0	0.0	-
9:55	0.0	0.0	9:55	0.0	0.0	-
9:56	0.0	0.0	9:56	0.0	0.0	-
9:57	0.0	0.0	9:57	0.0	0.0	-
9:58	0.0	0.0	9:58	0.0	0.0	-
9:59	0.0	0.0	9:59	0.0	0.0	-
10:00	0.0	0.0	10:00	0.0	0.0	-
10:01	0.0	0.0	10:01	0.0	0.0	-
10:02	0.0	0.0	10:02	0.0	0.0	-
10:03	0.0	0.0	10:03	0.0	0.0	-
10:04	0.0	0.0	10:04	0.0	0.0	-
10:05	0.0	0.0	10:05	0.0	0.0	-
10:06	0.0	0.0	10:06	0.0	0.0	-
10:07	0.0	0.0	10:07	0.0	0.0	-
10:08	0.0	0.0	10:08	0.0	0.0	-
10:09	0.0	0.0	10:09	0.0	0.0	-
10:10	0.0	0.0	10:10	0.0	0.0	-
10:11	0.0	0.0	10:11	0.0	0.0	-

Grand Union Bowling Alley Site
BCP #360222
150 Westchester Avenue, Port Chester
September 6, 2024

PID DATA						
Upwind			Downwind			
Time	Concentration (ppm)	15-Min Avg Concentration (ppm)	Time	Concentration (ppm)	15-Min Avg Concentration (ppm)	Exceeds VOC Alarm Limit
10:12	0.0	0.0	10:12	0.0	0.0	-
10:13	0.0	0.0	10:13	0.0	0.0	-
10:14	0.0	0.0	10:14	0.0	0.0	-
10:15	0.0	0.0	10:15	0.0	0.0	-
10:16	0.0	0.0	10:16	0.0	0.0	-
10:17	0.0	0.0	10:17	0.0	0.0	-
10:18	0.0	0.0	10:18	0.0	0.0	-
10:19	0.0	0.0	10:19	0.0	0.0	-
10:20	0.0	0.0	10:20	0.0	0.0	-
10:21	0.0	0.0	10:21	0.0	0.0	-
10:22	0.0	0.0	10:22	0.0	0.0	-
10:23	0.0	0.0	10:23	0.0	0.0	-
10:24	0.0	0.0	10:24	0.0	0.0	-
10:25	0.0	0.0	10:25	0.0	0.0	-
10:26	0.0	0.0	10:26	0.0	0.0	-
10:27	0.0	0.0	10:27	0.0	0.0	-
10:28	0.0	0.0	10:28	0.0	0.0	-
10:29	0.0	0.0	10:29	0.0	0.0	-
10:30	0.0	0.0	10:30	0.0	0.0	-
10:31	0.0	0.0	10:31	0.0	0.0	-
10:32	0.0	0.0	10:32	0.0	0.0	-
10:33	0.0	0.0	10:33	0.0	0.0	-
10:34	0.0	0.0	10:34	0.0	0.0	-
10:35	0.0	0.0	10:35	0.0	0.0	-
10:36	0.0	0.0	10:36	0.0	0.0	-
10:37	0.0	0.0	10:37	0.0	0.0	-
10:38	0.0	0.0	10:38	0.0	0.0	-
10:39	0.0	0.0	10:39	0.0	0.0	-
10:40	0.0	0.0	10:40	0.0	0.0	-
10:41	0.0	0.0	10:41	0.0	0.0	-
10:42	0.0	0.0	10:42	0.0	0.0	-
10:43	0.0	0.0	10:43	0.0	0.0	-
10:44	0.0	0.0	10:44	0.0	0.0	-
10:45	0.0	0.0	10:45	0.0	0.0	-
10:46	0.0	0.0	10:46	0.0	0.0	-
10:47	0.0	0.0	10:47	0.0	0.0	-
10:48	0.0	0.0	10:48	0.0	0.0	-
10:49	0.0	0.0	10:49	0.0	0.0	-
10:50	0.0	0.0	10:50	0.0	0.0	-
10:51	0.0	0.0	10:51	0.0	0.0	-
10:52	0.0	0.0	10:52	0.0	0.0	-
10:53	0.0	0.0	10:53	0.0	0.0	-
10:54	0.0	0.0	10:54	0.0	0.0	-
10:55	0.0	0.0	10:55	0.0	0.0	-
10:56	0.0	0.0	10:56	0.0	0.0	-
10:57	0.0	0.0	10:57	0.0	0.0	-
10:58	0.0	0.0	10:58	0.0	0.0	-
10:59	0.0	0.0	10:59	0.0	0.0	-

Grand Union Bowling Alley Site
BCP #360222
150 Westchester Avenue, Port Chester
September 6, 2024

PID DATA						
Upwind			Downwind			
Time	Concentration (ppm)	15-Min Avg Concentration (ppm)	Time	Concentration (ppm)	15-Min Avg Concentration (ppm)	Exceeds VOC Alarm Limit
11:00	0.0	0.0	11:00	0.0	0.0	-
11:01	0.0	0.0	11:01	0.0	0.0	-
11:02	0.0	0.0	11:02	0.0	0.0	-
11:03	0.0	0.0	11:03	0.0	0.0	-
11:04	0.0	0.0	11:04	0.0	0.0	-
11:05	0.0	0.0	11:05	0.0	0.0	-
11:06	0.0	0.0	11:06	0.0	0.0	-
11:07	0.0	0.0	11:07	0.0	0.0	-
11:08	0.0	0.0	11:08	0.0	0.0	-
11:09	0.0	0.0	11:09	0.0	0.0	-
11:10	0.0	0.0	11:10	0.0	0.0	-
11:11	0.0	0.0	11:11	0.0	0.0	-
11:12	0.0	0.0	11:12	0.0	0.0	-
11:13	0.0	0.0	11:13	0.0	0.0	-
11:14	0.0	0.0	11:14	0.0	0.0	-
11:15	0.0	0.0	11:15	0.0	0.0	-
11:16	0.0	0.0	11:16	0.0	0.0	-
11:17	0.0	0.0	11:17	0.0	0.0	-
11:18	0.0	0.0	11:18	0.0	0.0	-
11:19	0.0	0.0	11:19	0.0	0.0	-
11:20	0.0	0.0	11:20	0.0	0.0	-
11:21	0.0	0.0	11:21	0.0	0.0	-
11:22	0.0	0.0	11:22	0.0	0.0	-
11:23	0.0	0.0	11:23	0.0	0.0	-
11:24	0.0	0.0	11:24	0.0	0.0	-
11:25	0.0	0.0	11:25	0.0	0.0	-
11:26	0.0	0.0	11:26	0.0	0.0	-
11:27	0.0	0.0	11:27	0.0	0.0	-
11:28	0.0	0.0	11:28	0.0	0.0	-
11:29	0.0	0.0	11:29	0.0	0.0	-
11:30	0.0	0.0	11:30	0.0	0.0	-
11:31	0.0	0.0	11:31	0.0	0.0	-
11:32	0.0	0.0	11:32	0.0	0.0	-
11:33	0.0	0.0	11:33	0.0	0.0	-
11:34	0.0	0.0	11:34	0.0	0.0	-
11:35	0.0	0.0	11:35	0.0	0.0	-
11:36	0.0	0.0	11:36	0.0	0.0	-
11:37	0.0	0.0	11:37	0.0	0.0	-
11:38	0.0	0.0	11:38	0.0	0.0	-
11:39	0.0	0.0	11:39	0.0	0.0	-
11:40	0.0	0.0	11:40	0.0	0.0	-
11:41	0.0	0.0	11:41	0.0	0.0	-
11:42	0.0	0.0	11:42	0.0	0.0	-
11:43	0.0	0.0	11:43	0.0	0.0	-
11:44	0.0	0.0	11:44	0.0	0.0	-
11:45	0.0	0.0	11:45	0.0	0.0	-
11:46	0.0	0.0	11:46	0.0	0.0	-
11:47	0.0	0.0	11:47	0.0	0.0	-

Grand Union Bowling Alley Site
BCP #360222
150 Westchester Avenue, Port Chester
September 6, 2024

PID DATA						
Upwind			Downwind			
Time	Concentration (ppm)	15-Min Avg Concentration (ppm)	Time	Concentration (ppm)	15-Min Avg Concentration (ppm)	Exceeds VOC Alarm Limit
11:48	0.0	0.0	11:48	0.0	0.0	-
11:49	0.0	0.0	11:49	0.0	0.0	-
11:50	0.0	0.0	11:50	0.0	0.0	-
11:51	0.0	0.0	11:51	0.0	0.0	-
11:52	0.0	0.0	11:52	0.0	0.0	-
11:53	0.0	0.0	11:53	0.0	0.0	-
11:54	0.0	0.0	11:54	0.0	0.0	-
11:55	0.0	0.0	11:55	0.0	0.0	-
11:56	0.0	0.0	11:56	0.0	0.0	-
11:57	0.0	0.0	11:57	0.0	0.0	-
11:58	0.0	0.0	11:58	0.0	0.0	-
11:59	0.0	0.0	11:59	0.0	0.0	-
12:00	0.0	0.0	12:00	0.0	0.0	-
12:01	0.0	0.0	12:01	0.0	0.0	-
12:02	0.0	0.0	12:02	0.0	0.0	-
12:03	0.0	0.0	12:03	0.0	0.0	-
12:04	0.0	0.0	12:04	0.0	0.0	-
12:05	0.0	0.0	12:05	0.0	0.0	-
12:06	0.0	0.0	12:06	0.0	0.0	-
12:07	0.0	0.0	12:07	0.0	0.0	-
12:08	0.0	0.0	12:08	0.0	0.0	-
12:09	0.0	0.0	12:09	0.0	0.0	-
12:10	0.0	0.0	12:10	0.0	0.0	-
12:11	0.0	0.0	12:11	0.0	0.0	-
12:12	0.0	0.0	12:12	0.0	0.0	-
12:13	0.0	0.0	12:13	0.0	0.0	-
12:14	0.0	0.0	12:14	0.0	0.0	-
12:15	0.0	0.0	12:15	0.0	0.0	-
12:16	0.0	0.0	12:16	0.0	0.0	-
12:17	0.0	0.0	12:17	0.0	0.0	-
12:18	0.0	0.0	12:18	0.0	0.0	-
12:19	0.0	0.0	12:19	0.0	0.0	-
12:20	0.0	0.0	12:20	0.0	0.0	-
12:21	0.0	0.0	12:21	0.0	0.0	-
12:22	0.0	0.0	12:22	0.0	0.0	-
12:23	0.0	0.0	12:23	0.0	0.0	-
12:24	0.0	0.0	12:24	0.0	0.0	-
12:25	0.0	0.0	12:25	0.0	0.0	-
12:26	0.0	0.0	12:26	0.0	0.0	-
12:27	0.0	0.0	12:27	0.0	0.0	-
12:28	0.0	0.0	12:28	0.0	0.0	-
12:29	0.0	0.0	12:29	0.0	0.0	-
12:30	0.0	0.0	12:30	0.0	0.0	-
12:31	0.0	0.0	12:31	0.0	0.0	-
12:32	0.0	0.0	12:32	0.0	0.0	-
12:33	0.0	0.0	12:33	0.0	0.0	-
12:34	0.0	0.0	12:34	0.0	0.0	-
12:35	0.0	0.0	12:35	0.0	0.0	-

Grand Union Bowling Alley Site
BCP #360222
150 Westchester Avenue, Port Chester
September 6, 2024

PID DATA						
Upwind			Downwind			
Time	Concentration (ppm)	15-Min Avg Concentration (ppm)	Time	Concentration (ppm)	15-Min Avg Concentration (ppm)	Exceeds VOC Alarm Limit
12:36	0.0	0.0	12:36	0.0	0.0	-
12:37	0.0	0.0	12:37	0.0	0.0	-
12:38	0.0	0.0	12:38	0.0	0.0	-
12:39	0.0	0.0	12:39	0.0	0.0	-
12:40	0.0	0.0	12:40	0.0	0.0	-
12:41	0.0	0.0	12:41	0.0	0.0	-
12:42	0.0	0.0	12:42	0.0	0.0	-
12:43	0.0	0.0	12:43	0.0	0.0	-
12:44	0.0	0.0	12:44	0.0	0.0	-
12:45	0.0	0.0	12:45	0.0	0.0	-
12:46	0.0	0.0	12:46	0.0	0.0	-
12:47	0.0	0.0	12:47	0.0	0.0	-
12:48	0.0	0.0	12:48	0.0	0.0	-
12:49	0.0	0.0	12:49	0.0	0.0	-
12:50	0.0	0.0	12:50	0.0	0.0	-
12:51	0.0	0.0	12:51	0.0	0.0	-
12:52	0.0	0.0	12:52	0.0	0.0	-
12:53	0.0	0.0	12:53	0.0	0.0	-
12:54	0.0	0.0	12:54	0.0	0.0	-
12:55	0.0	0.0	12:55	0.0	0.0	-
12:56	0.0	0.0	12:56	0.0	0.0	-
12:57	0.0	0.0	12:57	0.0	0.0	-
12:58	0.0	0.0	12:58	0.0	0.0	-
12:59	0.0	0.0	12:59	0.0	0.0	-
13:00	0.0	0.0	13:00	0.0	0.0	-
13:01	0.0	0.0	13:01	0.0	0.0	-
13:02	0.0	0.0	13:02	0.0	0.0	-
13:03	0.0	0.0	13:03	0.0	0.0	-
13:04	0.0	0.0	13:04	0.0	0.0	-
13:05	0.0	0.0	13:05	0.0	0.0	-
13:06	0.0	0.0	13:06	0.0	0.0	-
13:07	0.0	0.0	13:07	0.0	0.0	-
13:08	0.0	0.0	13:08	0.0	0.0	-
13:09	0.0	0.0	13:09	0.0	0.0	-
13:10	0.0	0.0	13:10	0.0	0.0	-
13:11	0.0	0.0	13:11	0.0	0.0	-
13:12	0.0	0.0	13:12	0.0	0.0	-
13:13	0.0	0.0	13:13	0.0	0.0	-
13:14	0.0	0.0	13:14	0.0	0.0	-
13:15	0.0	0.0	13:15	0.0	0.0	-
13:16	0.0	0.0	13:16	0.0	0.0	-
13:17	0.0	0.0	13:17	0.0	0.0	-
13:18	0.0	0.0	13:18	0.0	0.0	-
13:19	0.0	0.0	13:19	0.0	0.0	-
13:20	0.0	0.0	13:20	0.0	0.0	-
13:21	0.0	0.0	13:21	0.0	0.0	-
13:22	0.0	0.0	13:22	0.0	0.0	-
13:23	0.0	0.0	13:23	0.0	0.0	-

Grand Union Bowling Alley Site
BCP #360222
150 Westchester Avenue, Port Chester
September 6, 2024

PID DATA						
Upwind			Downwind			
Time	Concentration (ppm)	15-Min Avg Concentration (ppm)	Time	Concentration (ppm)	15-Min Avg Concentration (ppm)	Exceeds VOC Alarm Limit
13:24	0.0	0.0	13:24	0.0	0.0	-
13:25	0.0	0.0	13:25	0.0	0.0	-
13:26	0.0	0.0	13:26	0.0	0.0	-
13:27	0.0	0.0	13:27	0.0	0.0	-
13:28	0.0	0.0	13:28	0.0	0.0	-
13:29	0.0	0.0	13:29	0.0	0.0	-
13:30	0.0	0.0	13:30	0.0	0.0	-
13:31	0.0	0.0	13:31	0.0	0.0	-
13:32	0.0	0.0	13:32	0.0	0.0	-
13:33	0.0	0.0	13:33	0.0	0.0	-
13:34	0.0	0.0	13:34	0.0	0.0	-
13:35	0.0	0.0	13:35	0.0	0.0	-
13:36	0.0	0.0	13:36	0.0	0.0	-
13:37	0.0	0.0	13:37	0.0	0.0	-
13:38	0.0	0.0	13:38	0.0	0.0	-
13:39	0.0	0.0	13:39	0.0	0.0	-
13:40	0.0	0.0	13:40	0.0	0.0	-
13:41	0.0	0.0	13:41	0.0	0.0	-
13:42	0.0	0.0	13:42	0.0	0.0	-
13:43	0.0	0.0	13:43	0.0	0.0	-
13:44	0.0	0.0	13:44	0.0	0.0	-
13:45	0.0	0.0	13:45	0.0	0.0	-
13:46	0.0	0.0	13:46	0.0	0.0	-
13:47	0.0	0.0	13:47	0.0	0.0	-
13:48	0.0	0.0	13:48	0.0	0.0	-
13:49	0.0	0.0	13:49	0.0	0.0	-
13:50	0.0	0.0	13:50	0.0	0.0	-
13:51	0.0	0.0	13:51	0.0	0.0	-
13:52	0.0	0.0	13:52	0.0	0.0	-
13:53	0.0	0.0	13:53	0.0	0.0	-
13:54	0.0	0.0	13:54	0.0	0.0	-
13:55	0.0	0.0	13:55	0.0	0.0	-
13:56	0.0	0.0	13:56	0.0	0.0	-
13:57	0.0	0.0	13:57	0.0	0.0	-
13:58	0.0	0.0	13:58	0.0	0.0	-
13:59	0.0	0.0	13:59	0.0	0.0	-
14:00	0.0	0.0	14:00	0.0	0.0	-
14:01	0.0	0.0	14:01	0.0	0.0	-
14:02	0.0	0.0	14:02	0.0	0.0	-
14:03	0.0	0.0	14:03	0.0	0.0	-
14:04	0.0	0.0	14:04	0.0	0.0	-
14:05	0.0	0.0	14:05	0.0	0.0	-
14:06	0.0	0.0	14:06	0.0	0.0	-
14:07	0.0	0.0	14:07	0.0	0.0	-
14:08	0.0	0.0	14:08	0.0	0.0	-
14:09	0.0	0.0	14:09	0.0	0.0	-
14:10	0.0	0.0	14:10	0.0	0.0	-
14:11	0.0	0.0	14:11	0.0	0.0	-

Grand Union Bowling Alley Site
BCP #360222
150 Westchester Avenue, Port Chester
September 6, 2024

PID DATA						
Upwind			Downwind			
Time	Concentration (ppm)	15-Min Avg Concentration (ppm)	Time	Concentration (ppm)	15-Min Avg Concentration (ppm)	Exceeds VOC Alarm Limit
14:12	0.0	0.0	14:12	0.0	0.0	-
14:13	0.0	0.0	14:13	0.0	0.0	-
14:14	0.0	0.0	14:14	0.0	0.0	-
14:15	0.0	0.0	14:15	0.0	0.0	-
14:16	0.0	0.0	14:16	0.0	0.0	-
14:17	0.0	0.0	14:17	0.0	0.0	-
14:18	0.0	0.0	14:18	0.0	0.0	-
14:19	0.0	0.0	14:19	0.0	0.0	-
14:20	0.0	0.0	14:20	0.0	0.0	-
14:21	0.0	0.0	14:21	0.0	0.0	-
14:22	0.0	0.0	14:22	0.0	0.0	-
14:23	0.0	0.0	14:23	0.0	0.0	-
14:24	0.0	0.0	14:24	0.0	0.0	-
14:25	0.0	0.0	14:25	0.0	0.0	-
14:26	0.0	0.0	14:26	0.0	0.0	-
14:27	0.0	0.0	14:27	0.0	0.0	-
14:28	0.0	0.0	14:28	0.0	0.0	-
14:29	0.0	0.0	14:29	0.0	0.0	-
14:30	0.0	0.0	14:30	0.0	0.0	-
14:31	0.0	0.0	14:31	0.0	0.0	-
14:32	0.0	0.0	14:32	0.0	0.0	-
14:33	0.0	0.0	14:33	0.0	0.0	-
14:34	0.0	0.0	14:34	0.0	0.0	-
14:35	0.0	0.0	14:35	0.0	0.0	-
14:36	0.0	0.0	14:36	0.0	0.0	-
14:37	0.0	0.0	14:37	0.0	0.0	-
14:38	0.0	0.0	14:38	0.0	0.0	-
14:39	0.0	0.0	14:39	0.0	0.0	-

SESI CONSULTING ENGINEERS

959 US-46 Floor 3, Suite 300 - Parsippany-Troy Hills, NJ

DAILY AIR MONITORING REPORT
150 Westchester Avenue
Port Chester, New York

09/09/2024

Rev. No. 0 | Page 1 of 2

Project Number: 11895A

Dust Action Level: 150 µg/m^3

VOC Action Level: 5 ppm

Weather Data Range for Work Day		Wind Direction	W	Relative Humidity (%)	44.0 - 75.0	Daily Rain Total (in)	0.00	Readings in the summary table and graphs below are the reported downwind concentrations.
Temperature (°F)	54.0 - 73.0	Wind Speed (MPH)	1.8 - 7.7	Barometer (inHg)	30.10 - 30.10	Avg. Dew Point Temp (°F)	51.3	

Station Location	Daily Avg. Dust Concentration (µg/m^3)	Max 15-Min Dust Concentration (µg/m^3)	Time of Max Dust Reading	Daily Avg. VOC Concentration (ppm)	Max 15-Min VOC Concentration (ppm)	Time of Max VOC Reading
Upwind	30.3	50.5	13:52	0.0	0.0	8:10
Downwind	35.5	74.5	14:49	0.0	0.0	8:13

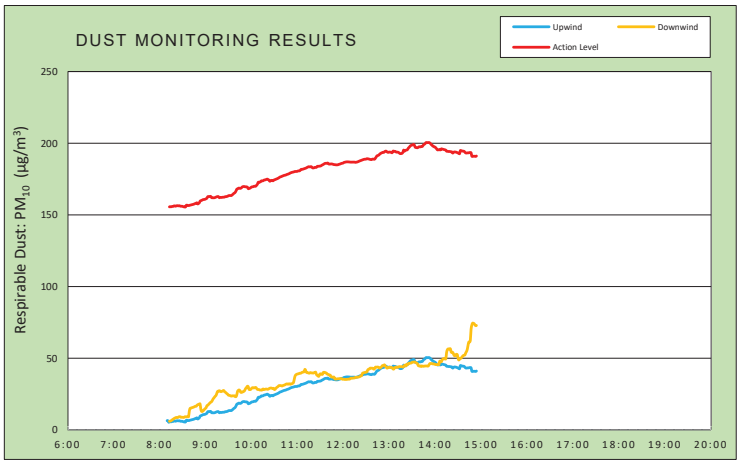

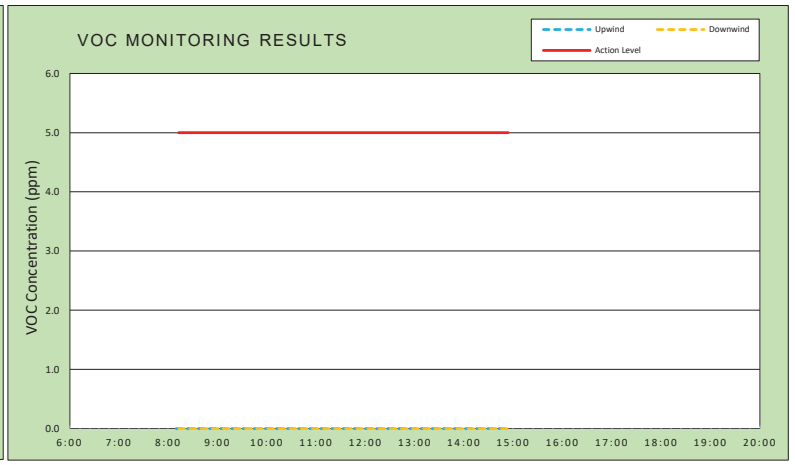

Air Monitoring Notes:

Weather Notes:

EMILCOTT
A Triumvirate Environmental Company

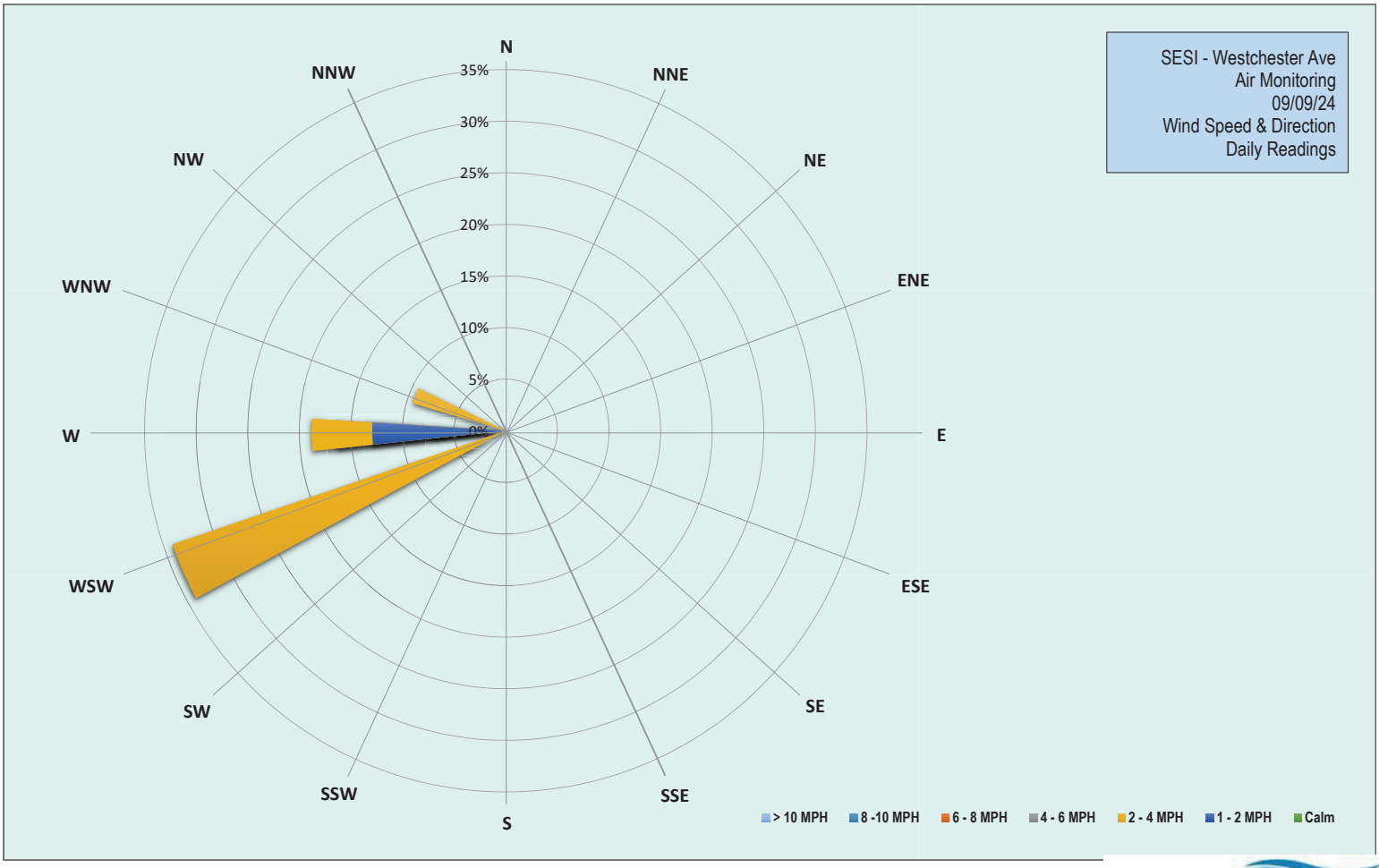

EMILCOTT
A Triumvirate Environmental Company

Grand Union Bowling Alley Site
BCP #360222
150 Westchester Avenue, Port Chester
September 9, 2024

Monday, September 9, 2024						
Number of Instances Where Downwind Particulates Exceeds Upwind Particulate + 150 =						0
Number of Comparable Data Points =						402
Start Time:						7:55
End Time:						14:54
PARTICULATE DATA						
Upwind			Downwind			Exceeds Particulate Alarm Limit
Time	Concentration (ug/m^3)	15-Min Avg Concentration (ug/m^3)	Time	Concentration (ug/m^3)	15-Min Avg Concentration (ug/m^3)	
7:55	3.0	-	7:55	-	-	-
7:56	4.0	-	7:56	-	-	-
7:57	25.5	-	7:57	-	-	-
7:58	4.5	-	7:58	5.0	-	-
7:59	3.5	-	7:59	5.0	-	-
8:00	7.0	-	8:00	4.5	-	-
8:01	4.5	-	8:01	2.3	-	-
8:02	5.8	-	8:02	2.0	-	-
8:03	4.8	-	8:03	3.5	-	-
8:04	3.5	-	8:04	4.0	-	-
8:05	5.0	-	8:05	3.5	-	-
8:06	7.8	-	8:06	4.5	-	-
8:07	4.0	-	8:07	4.8	-	-
8:08	5.8	-	8:08	9.8	-	-
8:09	6.3	-	8:09	9.8	-	-
8:10	5.8	6.5	8:10	6.3	-	-
8:11	4.3	6.5	8:11	10.3	-	-
8:12	8.5	5.4	8:12	6.8	-	-
8:13	8.3	5.6	8:13	13.8	6.0	-
8:14	5.3	5.8	8:14	7.0	6.2	-
8:15	5.8	5.7	8:15	7.5	6.4	-
8:16	6.8	5.8	8:16	8.8	6.8	-
8:17	7.5	5.9	8:17	7.8	7.2	-
8:18	5.3	6.0	8:18	9.0	7.6	-
8:19	8.3	6.3	8:19	9.8	7.9	-
8:20	4.8	6.3	8:20	8.5	8.3	-
8:21	5.0	6.1	8:21	7.8	8.5	-
8:22	7.3	6.3	8:22	8.5	8.7	-
8:23	7.8	6.4	8:23	8.5	8.7	-
8:24	5.8	6.4	8:24	10.3	8.7	-
8:25	4.8	6.3	8:25	12.0	9.1	-
8:26	5.5	6.4	8:26	13.0	9.3	-
8:27	5.3	6.2	8:27	6.3	9.2	-
8:28	5.8	6.0	8:28	8.0	8.8	-
8:29	5.8	6.1	8:29	8.0	8.9	-
8:30	4.5	6.0	8:30	6.5	8.8	-
8:31	3.8	5.8	8:31	7.8	8.8	-
8:32	5.0	5.6	8:32	7.5	8.8	-
8:33	6.3	5.7	8:33	15.3	9.2	-
8:34	5.5	5.5	8:34	10.0	9.2	-
8:35	23.3	6.7	8:35	8.5	9.2	-
8:36	5.5	6.8	8:36	8.5	9.2	-

Grand Union Bowling Alley Site
BCP #360222
150 Westchester Avenue, Port Chester
September 9, 2024

PARTICULATE DATA						
Upwind			Downwind			Exceeds Particulate Alarm Limit
Time	Concentration (ug/m^3)	15-Min Avg Concentration (ug/m^3)	Time	Concentration (ug/m^3)	15-Min Avg Concentration (ug/m^3)	
8:37	5.5	6.7	8:37	9.0	9.3	-
8:38	6.0	6.5	8:38	7.3	9.2	-
8:39	7.3	6.6	8:39	69.8	13.2	-
8:40	7.5	6.8	8:40	40.5	15.1	-
8:41	7.3	6.9	8:41	15.3	15.2	-
8:42	7.5	7.1	8:42	10.3	15.5	-
8:43	7.8	7.2	8:43	10.5	15.6	-
8:44	7.8	7.4	8:44	10.5	15.8	-
8:45	7.3	7.5	8:45	9.8	16.0	-
8:46	7.3	7.8	8:46	12.0	16.3	-
8:47	8.5	8.0	8:47	11.0	16.5	-
8:48	8.8	8.2	8:48	15.3	16.5	-
8:49	9.8	8.5	8:49	19.8	17.2	-
8:50	11.0	7.6	8:50	15.0	17.6	-
8:51	12.3	8.1	8:51	11.8	17.8	-
8:52	10.3	8.4	8:52	11.8	18.0	-
8:53	23.3	9.6	8:53	11.0	18.3	-
8:54	12.8	9.9	8:54	15.0	14.6	-
8:55	11.0	10.2	8:55	15.3	12.9	-
8:56	11.0	10.4	8:56	15.0	12.9	-
8:57	11.8	10.7	8:57	16.8	13.4	-
8:58	8.8	10.8	8:58	18.5	13.9	-
8:59	9.3	10.9	8:59	20.0	14.5	-
9:00	9.8	11.0	9:00	17.5	15.0	-
9:01	12.0	11.3	9:01	20.5	15.6	-
9:02	13.5	11.7	9:02	31.0	16.9	-
9:03	24.3	12.7	9:03	19.5	17.2	-
9:04	11.5	12.8	9:04	27.5	17.7	-
9:05	11.5	12.9	9:05	24.3	18.4	-
9:06	12.8	12.9	9:06	19.3	18.9	-
9:07	11.0	12.9	9:07	19.8	19.4	-
9:08	10.3	12.1	9:08	15.5	19.7	-
9:09	11.8	12.0	9:09	27.5	20.5	-
9:10	10.5	12.0	9:10	31.3	21.6	-
9:11	10.8	12.0	9:11	25.0	22.3	-
9:12	13.0	12.0	9:12	27.8	23.0	-
9:13	11.5	12.2	9:13	28.3	23.6	-
9:14	13.0	12.5	9:14	29.0	24.2	-
9:15	13.0	12.7	9:15	39.3	25.7	-
9:16	13.5	12.8	9:16	39.8	27.0	-
9:17	13.5	12.8	9:17	31.0	27.0	-
9:18	12.8	12.0	9:18	25.0	27.3	-
9:19	13.5	12.2	9:19	25.8	27.2	-
9:20	12.8	12.2	9:20	16.8	26.7	-
9:21	12.0	12.2	9:21	21.3	26.9	-
9:22	12.5	12.3	9:22	22.3	27.0	-
9:23	11.5	12.4	9:23	21.0	27.4	-
9:24	11.8	12.4	9:24	29.5	27.5	-

Grand Union Bowling Alley Site
BCP #360222
150 Westchester Avenue, Port Chester
September 9, 2024

PARTICULATE DATA						
Upwind			Downwind			Exceeds Particulate Alarm Limit
Time	Concentration (ug/m^3)	15-Min Avg Concentration (ug/m^3)	Time	Concentration (ug/m^3)	15-Min Avg Concentration (ug/m^3)	
9:25	12.0	12.5	9:25	19.5	26.7	-
9:26	15.0	12.8	9:26	19.0	26.3	-
9:27	12.8	12.7	9:27	21.0	25.9	-
9:28	13.8	12.9	9:28	20.3	25.4	-
9:29	15.0	13.0	9:29	23.5	25.0	-
9:30	18.3	13.4	9:30	29.0	24.3	-
9:31	15.5	13.5	9:31	37.8	24.2	-
9:32	14.0	13.5	9:32	29.0	24.0	-
9:33	12.5	13.5	9:33	21.0	23.8	-
9:34	13.8	13.5	9:34	23.3	23.6	-
9:35	19.8	14.0	9:35	20.0	23.8	-
9:36	18.0	14.4	9:36	20.5	23.8	-
9:37	21.0	15.0	9:37	22.5	23.8	-
9:38	16.5	15.3	9:38	21.5	23.8	-
9:39	19.5	15.8	9:39	20.8	23.2	-
9:40	26.3	16.8	9:40	19.8	23.3	-
9:41	32.8	18.0	9:41	38.3	24.5	-
9:42	16.0	18.2	9:42	57.0	26.9	-
9:43	19.8	18.6	9:43	29.8	27.6	-
9:44	17.3	18.7	9:44	28.8	27.9	-
9:45	15.3	18.5	9:45	22.0	27.5	-
9:46	16.5	18.6	9:46	21.8	26.4	-
9:47	18.8	18.9	9:47	25.5	26.2	-
9:48	20.5	19.4	9:48	27.3	26.6	-
9:49	18.0	19.7	9:49	22.8	26.5	-
9:50	21.0	19.8	9:50	25.8	26.9	-
9:51	17.8	19.8	9:51	25.8	27.3	-
9:52	18.0	19.6	9:52	39.3	28.4	-
9:53	17.3	19.6	9:53	34.0	29.2	-
9:54	17.8	19.5	9:54	30.0	29.8	-
9:55	22.8	19.3	9:55	30.8	30.6	-
9:56	17.5	18.3	9:56	31.5	30.1	-
9:57	19.3	18.5	9:57	28.8	28.2	-
9:58	21.5	18.6	9:58	31.8	28.4	-
9:59	22.5	19.0	9:59	26.0	28.2	-
10:00	21.3	19.4	10:00	31.8	28.8	-
10:01	20.0	19.6	10:01	29.5	29.4	-
10:02	19.5	19.6	10:02	28.0	29.5	-
10:03	23.5	19.8	10:03	23.5	29.3	-
10:04	21.3	20.1	10:04	25.8	29.5	-
10:05	19.5	20.0	10:05	26.3	29.5	-
10:06	20.8	20.2	10:06	28.3	29.7	-
10:07	27.8	20.8	10:07	26.8	28.8	-
10:08	27.3	21.5	10:08	25.8	28.3	-
10:09	38.0	22.8	10:09	29.0	28.2	-
10:10	21.0	22.7	10:10	30.3	28.2	-
10:11	20.8	22.9	10:11	26.8	27.9	-
10:12	22.3	23.1	10:12	28.8	27.9	-

Grand Union Bowling Alley Site
BCP #360222
150 Westchester Avenue, Port Chester
September 9, 2024

PARTICULATE DATA						
Upwind			Downwind			Exceeds Particulate Alarm Limit
Time	Concentration (ug/m^3)	15-Min Avg Concentration (ug/m^3)	Time	Concentration (ug/m^3)	15-Min Avg Concentration (ug/m^3)	
10:13	30.8	23.7	10:13	30.8	27.8	-
10:14	22.8	23.8	10:14	26.8	27.9	-
10:15	21.8	23.8	10:15	42.5	28.6	-
10:16	24.5	24.1	10:16	27.3	28.4	-
10:17	24.0	24.4	10:17	25.0	28.2	-
10:18	24.3	24.4	10:18	26.5	28.4	-
10:19	24.3	24.6	10:19	27.3	28.5	-
10:20	22.5	24.8	10:20	26.3	28.5	-
10:21	22.8	25.0	10:21	26.3	28.4	-
10:22	22.3	24.6	10:22	27.8	28.5	-
10:23	23.0	24.3	10:23	30.5	28.8	-
10:24	25.8	23.5	10:24	33.5	29.1	-
10:25	24.5	23.7	10:25	32.5	29.2	-
10:26	24.5	24.0	10:26	27.0	29.2	-
10:27	24.3	24.1	10:27	26.0	29.1	-
10:28	25.5	23.8	10:28	27.8	28.9	-
10:29	27.5	24.1	10:29	29.8	29.1	-
10:30	27.8	24.5	10:30	29.8	28.2	-
10:31	26.8	24.6	10:31	29.8	28.4	-
10:32	27.5	24.9	10:32	34.5	29.0	-
10:33	28.0	25.1	10:33	35.0	29.6	-
10:34	27.0	25.3	10:34	33.0	30.0	-
10:35	27.0	25.6	10:35	32.3	30.4	-
10:36	27.3	25.9	10:36	34.8	30.9	-
10:37	28.3	26.3	10:37	28.3	31.0	-
10:38	26.8	26.6	10:38	30.8	31.0	-
10:39	28.0	26.7	10:39	32.0	30.9	-
10:40	28.3	27.0	10:40	29.5	30.7	-
10:41	28.3	27.2	10:41	30.3	30.9	-
10:42	27.0	27.4	10:42	30.0	31.2	-
10:43	29.0	27.6	10:43	29.5	31.3	-
10:44	28.8	27.7	10:44	33.8	31.5	-
10:45	30.0	27.9	10:45	34.3	31.8	-
10:46	30.5	28.1	10:46	33.5	32.1	-
10:47	30.8	28.3	10:47	34.3	32.1	-
10:48	30.3	28.5	10:48	32.3	31.9	-
10:49	30.5	28.7	10:49	37.0	32.2	-
10:50	30.8	29.0	10:50	32.3	32.2	-
10:51	32.5	29.3	10:51	30.3	31.9	-
10:52	31.0	29.5	10:52	32.3	32.1	-
10:53	29.8	29.7	10:53	33.3	32.3	-
10:54	30.0	29.8	10:54	36.0	32.6	-
10:55	30.0	29.9	10:55	36.3	33.0	-
10:56	31.0	30.1	10:56	62.5	35.2	-
10:57	29.8	30.3	10:57	64.5	37.5	-
10:58	29.0	30.3	10:58	43.3	38.4	-
10:59	29.3	30.3	10:59	39.5	38.8	-
11:00	31.0	30.4	11:00	37.8	39.0	-

Grand Union Bowling Alley Site
BCP #360222
150 Westchester Avenue, Port Chester
September 9, 2024

PARTICULATE DATA						
Upwind			Downwind			Exceeds Particulate Alarm Limit
Time	Concentration (ug/m^3)	15-Min Avg Concentration (ug/m^3)	Time	Concentration (ug/m^3)	15-Min Avg Concentration (ug/m^3)	
11:01	34.3	30.7	11:01	35.8	39.1	-
11:02	32.0	30.7	11:02	36.0	39.3	-
11:03	30.5	30.8	11:03	36.8	39.6	-
11:04	37.3	31.2	11:04	36.8	39.5	-
11:05	39.5	31.8	11:05	34.8	39.7	-
11:06	32.3	31.8	11:06	36.3	40.1	-
11:07	32.5	31.9	11:07	34.8	40.3	-
11:08	32.5	32.1	11:08	36.3	40.5	-
11:09	32.8	32.2	11:09	37.8	40.6	-
11:10	32.8	32.4	11:10	62.0	42.3	-
11:11	34.0	32.6	11:11	48.3	41.4	-
11:12	33.3	32.9	11:12	46.0	40.1	-
11:13	34.0	33.2	11:13	43.0	40.1	-
11:14	33.0	33.4	11:14	35.8	39.9	-
11:15	34.0	33.6	11:15	35.0	39.7	-
11:16	32.8	33.5	11:16	35.3	39.6	-
11:17	32.0	33.5	11:17	42.0	40.0	-
11:18	33.0	33.7	11:18	34.3	39.9	-
11:19	31.8	33.3	11:19	35.3	39.8	-
11:20	31.8	32.8	11:20	34.5	39.8	-
11:21	31.8	32.8	11:21	35.0	39.7	-
11:22	34.3	32.9	11:22	39.5	40.0	-
11:23	36.5	33.2	11:23	35.5	39.9	-
11:24	32.5	33.2	11:24	44.3	40.4	-
11:25	33.5	33.2	11:25	38.3	38.8	-
11:26	43.5	33.8	11:26	38.0	38.1	-
11:27	34.8	33.9	11:27	42.5	37.9	-
11:28	34.0	33.9	11:28	34.5	37.3	-
11:29	34.5	34.0	11:29	55.0	38.6	-
11:30	34.8	34.1	11:30	43.5	39.2	-
11:31	35.8	34.3	11:31	34.0	39.1	-
11:32	37.5	34.7	11:32	37.5	38.8	-
11:33	37.3	34.9	11:33	35.0	38.8	-
11:34	36.0	35.2	11:34	55.5	40.2	-
11:35	37.0	35.6	11:35	34.5	40.2	-
11:36	36.5	35.9	11:36	35.0	40.2	-
11:37	36.0	36.0	11:37	34.0	39.8	-
11:38	36.3	36.0	11:38	34.3	39.7	-
11:39	34.3	36.1	11:39	34.3	39.1	-
11:40	34.3	36.2	11:40	34.8	38.8	-
11:41	34.5	35.6	11:41	34.0	38.6	-
11:42	33.5	35.5	11:42	37.8	38.2	-
11:43	34.3	35.5	11:43	35.0	38.3	-
11:44	35.8	35.6	11:44	41.3	37.4	-
11:45	34.5	35.6	11:45	35.5	36.8	-
11:46	34.3	35.5	11:46	34.5	36.9	-
11:47	34.5	35.3	11:47	38.0	36.9	-
11:48	35.3	35.1	11:48	35.0	36.9	-

Grand Union Bowling Alley Site
BCP #360222
150 Westchester Avenue, Port Chester
September 9, 2024

PARTICULATE DATA						
Upwind			Downwind			Exceeds Particulate Alarm Limit
Time	Concentration (ug/m^3)	15-Min Avg Concentration (ug/m^3)	Time	Concentration (ug/m^3)	15-Min Avg Concentration (ug/m^3)	
11:49	35.3	35.1	11:49	35.5	35.6	-
11:50	35.8	35.0	11:50	35.3	35.6	-
11:51	35.5	34.9	11:51	34.3	35.6	-
11:52	36.5	35.0	11:52	35.0	35.6	-
11:53	36.8	35.0	11:53	35.8	35.7	-
11:54	37.5	35.2	11:54	34.5	35.7	-
11:55	36.8	35.4	11:55	34.5	35.7	-
11:56	37.0	35.5	11:56	36.3	35.9	-
11:57	37.0	35.8	11:57	35.5	35.7	-
11:58	37.3	36.0	11:58	36.0	35.8	-
11:59	37.0	36.1	11:59	35.3	35.4	-
12:00	37.3	36.2	12:00	35.5	35.4	-
12:01	39.8	36.6	12:01	34.3	35.4	-
12:02	36.8	36.8	12:02	36.0	35.2	-
12:03	36.8	36.9	12:03	35.3	35.3	-
12:04	37.5	37.0	12:04	35.3	35.2	-
12:05	35.5	37.0	12:05	36.5	35.3	-
12:06	36.3	37.0	12:06	35.0	35.4	-
12:07	35.5	37.0	12:07	36.3	35.5	-
12:08	36.3	36.9	12:08	35.3	35.4	-
12:09	36.3	36.9	12:09	38.3	35.7	-
12:10	36.3	36.8	12:10	41.8	36.2	-
12:11	37.0	36.8	12:11	36.0	36.1	-
12:12	37.3	36.8	12:12	35.3	36.1	-
12:13	37.3	36.8	12:13	36.8	36.2	-
12:14	37.3	36.9	12:14	37.0	36.3	-
12:15	36.5	36.8	12:15	36.0	36.3	-
12:16	37.8	36.7	12:16	39.3	36.7	-
12:17	38.5	36.8	12:17	36.8	36.7	-
12:18	38.3	36.9	12:18	35.8	36.7	-
12:19	40.0	37.1	12:19	37.0	36.9	-
12:20	39.3	37.3	12:20	37.3	36.9	-
12:21	39.5	37.5	12:21	37.8	37.1	-
12:22	39.3	37.8	12:22	40.0	37.3	-
12:23	39.0	38.0	12:23	40.0	37.7	-
12:24	39.0	38.1	12:24	42.8	38.0	-
12:25	39.8	38.4	12:25	63.0	39.4	-
12:26	39.8	38.6	12:26	42.5	39.8	-
12:27	40.0	38.7	12:27	37.3	39.9	-
12:28	39.0	38.9	12:28	39.3	40.1	-
12:29	37.5	38.9	12:29	38.0	40.2	-
12:30	38.0	39.0	12:30	38.5	40.3	-
12:31	41.5	39.2	12:31	43.8	40.6	-
12:32	37.3	39.1	12:32	54.3	41.8	-
12:33	37.3	39.1	12:33	43.5	42.3	-
12:34	37.5	38.9	12:34	38.5	42.4	-
12:35	37.0	38.8	12:35	47.0	43.1	-
12:36	37.8	38.6	12:36	38.3	43.1	-

Grand Union Bowling Alley Site
BCP #360222
150 Westchester Avenue, Port Chester
September 9, 2024

PARTICULATE DATA						
Upwind			Downwind			Exceeds Particulate Alarm Limit
Time	Concentration (ug/m^3)	15-Min Avg Concentration (ug/m^3)	Time	Concentration (ug/m^3)	15-Min Avg Concentration (ug/m^3)	
12:37	38.8	38.6	12:37	39.8	43.1	-
12:38	43.3	38.9	12:38	40.0	43.1	-
12:39	39.8	38.9	12:39	38.8	42.8	-
12:40	38.8	38.9	12:40	56.0	42.4	-
12:41	40.0	38.9	12:41	49.5	42.8	-
12:42	50.0	39.6	12:42	52.0	43.8	-
12:43	50.8	40.3	12:43	39.5	43.8	-
12:44	49.8	41.2	12:44	38.0	43.8	-
12:45	41.5	41.4	12:45	39.8	43.9	-
12:46	45.0	41.6	12:46	41.3	43.7	-
12:47	43.3	42.0	12:47	46.8	43.2	-
12:48	46.0	42.6	12:48	43.0	43.2	-
12:49	42.3	42.9	12:49	45.0	43.6	-
12:50	42.0	43.3	12:50	52.8	44.0	-
12:51	40.8	43.5	12:51	50.0	44.8	-
12:52	42.3	43.7	12:52	42.5	45.0	-
12:53	41.8	43.6	12:53	42.3	45.1	-
12:54	47.5	44.1	12:54	43.3	45.4	-
12:55	43.3	44.4	12:55	41.5	44.5	-
12:56	41.5	44.5	12:56	41.0	43.9	-
12:57	43.8	44.1	12:57	41.0	43.2	-
12:58	45.8	43.8	12:58	40.8	43.3	-
12:59	48.3	43.7	12:59	41.8	43.5	-
13:00	44.5	43.9	13:00	43.8	43.8	-
13:01	44.3	43.8	13:01	39.5	43.7	-
13:02	42.5	43.8	13:02	45.0	43.5	-
13:03	42.5	43.5	13:03	43.0	43.5	-
13:04	40.0	43.4	13:04	43.5	43.4	-
13:05	58.8	44.5	13:05	40.0	42.6	-
13:06	40.5	44.5	13:06	47.8	42.4	-
13:07	40.0	44.3	13:07	57.0	43.4	-
13:08	42.0	44.3	13:08	41.5	43.4	-
13:09	41.0	43.9	13:09	51.0	43.9	-
13:10	41.5	43.8	13:10	40.3	43.8	-
13:11	41.8	43.8	13:11	40.0	43.7	-
13:12	41.0	43.6	13:12	42.8	43.8	-
13:13	41.0	43.3	13:13	45.8	44.2	-
13:14	41.5	42.9	13:14	41.8	44.2	-
13:15	43.3	42.8	13:15	42.0	44.1	-
13:16	45.3	42.8	13:16	42.0	44.2	-
13:17	45.5	43.0	13:17	42.3	44.0	-
13:18	53.5	43.8	13:18	41.3	43.9	-
13:19	62.8	45.3	13:19	47.5	44.2	-
13:20	47.3	44.5	13:20	53.3	45.1	-
13:21	46.0	44.9	13:21	48.3	45.1	-
13:22	44.3	45.2	13:22	49.8	44.6	-
13:23	43.8	45.3	13:23	61.3	45.9	-
13:24	46.0	45.6	13:24	47.3	45.7	-

Grand Union Bowling Alley Site
BCP #360222
150 Westchester Avenue, Port Chester
September 9, 2024

PARTICULATE DATA						
Upwind			Downwind			Exceeds Particulate Alarm Limit
Time	Concentration (ug/m^3)	15-Min Avg Concentration (ug/m^3)	Time	Concentration (ug/m^3)	15-Min Avg Concentration (ug/m^3)	
13:25	55.3	46.5	13:25	45.3	46.0	-
13:26	50.3	47.1	13:26	49.3	46.6	-
13:27	50.5	47.7	13:27	41.0	46.5	-
13:28	49.5	48.3	13:28	47.8	46.7	-
13:29	45.3	48.6	13:29	43.0	46.7	-
13:30	46.3	48.8	13:30	49.8	47.3	-
13:31	48.5	49.0	13:31	42.5	47.3	-
13:32	49.0	49.2	13:32	43.0	47.3	-
13:33	44.3	48.6	13:33	43.5	47.5	-
13:34	42.5	47.2	13:34	44.5	47.3	-
13:35	44.0	47.0	13:35	47.0	46.9	-
13:36	44.5	46.9	13:36	44.5	46.6	-
13:37	43.3	46.9	13:37	42.5	46.1	-
13:38	48.3	47.2	13:38	43.0	44.9	-
13:39	51.3	47.5	13:39	43.5	44.7	-
13:40	55.5	47.5	13:40	45.0	44.7	-
13:41	49.5	47.5	13:41	44.3	44.3	-
13:42	55.0	47.8	13:42	47.0	44.7	-
13:43	47.5	47.6	13:43	43.8	44.5	-
13:44	54.5	48.3	13:44	44.3	44.5	-
13:45	56.8	49.0	13:45	47.8	44.4	-
13:46	54.0	49.3	13:46	44.8	44.6	-
13:47	55.0	49.7	13:47	43.8	44.6	-
13:48	54.8	50.4	13:48	44.0	44.6	-
13:49	43.5	50.5	13:49	44.5	44.6	-
13:50	43.5	50.5	13:50	46.0	44.6	-
13:51	44.3	50.4	13:51	44.8	44.6	-
13:52	44.3	50.5	13:52	53.3	45.3	-
13:53	44.5	50.3	13:53	56.8	46.2	-
13:54	44.3	49.8	13:54	45.5	46.4	-
13:55	44.5	49.1	13:55	45.3	46.4	-
13:56	44.8	48.7	13:56	42.8	46.3	-
13:57	44.3	48.0	13:57	44.0	46.1	-
13:58	45.3	47.9	13:58	43.3	46.0	-
13:59	47.8	47.4	13:59	43.3	46.0	-
14:00	55.0	47.3	14:00	44.0	45.7	-
14:01	45.5	46.7	14:01	43.0	45.6	-
14:02	45.8	46.1	14:02	43.3	45.6	-
14:03	44.0	45.4	14:03	43.5	45.5	-
14:04	43.5	45.4	14:04	45.8	45.6	-
14:05	44.8	45.5	14:05	44.5	45.5	-
14:06	44.8	45.5	14:06	81.5	48.0	-
14:07	41.5	45.3	14:07	54.3	48.0	-
14:08	55.8	46.1	14:08	48.8	47.5	-
14:09	42.8	46.0	14:09	61.0	48.5	-
14:10	42.5	45.9	14:10	57.3	49.3	-
14:11	42.3	45.7	14:11	49.3	49.8	-
14:12	42.3	45.6	14:12	42.0	49.6	-

Grand Union Bowling Alley Site
BCP #360222
150 Westchester Avenue, Port Chester
September 9, 2024

PARTICULATE DATA						
Upwind			Downwind			Exceeds Particulate Alarm Limit
Time	Concentration (ug/m^3)	15-Min Avg Concentration (ug/m^3)	Time	Concentration (ug/m^3)	15-Min Avg Concentration (ug/m^3)	
14:13	43.0	45.4	14:13	41.0	49.5	-
14:14	44.3	45.2	14:14	43.3	49.5	-
14:15	43.8	44.4	14:15	111.0	54.0	-
14:16	45.8	44.4	14:16	72.3	55.9	-
14:17	43.8	44.3	14:17	52.8	56.5	-
14:18	43.0	44.2	14:18	42.3	56.5	-
14:19	44.0	44.3	14:19	48.5	56.6	-
14:20	42.8	44.1	14:20	44.8	56.7	-
14:21	42.5	44.0	14:21	46.3	54.3	-
14:22	41.5	44.0	14:22	51.0	54.1	-
14:23	43.0	43.1	14:23	50.5	54.2	-
14:24	49.8	43.6	14:24	43.3	53.0	-
14:25	47.3	43.9	14:25	41.8	52.0	-
14:26	42.0	43.9	14:26	44.8	51.7	-
14:27	41.3	43.8	14:27	53.8	52.5	-
14:28	40.8	43.7	14:28	45.8	52.8	-
14:29	40.5	43.4	14:29	40.0	52.6	-
14:30	40.3	43.2	14:30	73.3	50.1	-
14:31	40.8	42.9	14:31	52.8	48.8	-
14:32	41.0	42.7	14:32	63.8	49.5	-
14:33	77.0	45.0	14:33	48.0	49.9	-
14:34	41.5	44.8	14:34	51.8	50.1	-
14:35	41.0	44.7	14:35	56.5	50.9	-
14:36	40.3	44.5	14:36	54.8	51.4	-
14:37	40.8	44.5	14:37	58.8	52.0	-
14:38	40.8	44.3	14:38	53.3	52.1	-
14:39	40.8	43.7	14:39	46.3	52.3	-
14:40	40.3	43.3	14:40	62.8	53.7	-
14:41	41.0	43.2	14:41	59.5	54.7	-
14:42	42.3	43.3	14:42	75.0	56.1	-
14:43	41.8	43.3	14:43	87.8	58.9	-
14:44	40.5	43.3	14:44	75.3	61.3	-
14:45	43.0	43.5	14:45	72.8	61.3	-
14:46	40.8	43.5	14:46	69.0	62.3	-
14:47	39.5	43.4	14:47	183.3	70.3	-
14:48	40.0	40.9	14:48	90.8	73.2	-
14:49	39.8	40.8	14:49	72.5	74.5	-
14:50	42.8	40.9	14:50	54.3	74.4	-
14:51	40.3	40.9	14:51	51.3	74.2	-
14:52	40.3	40.9	14:52	46.5	73.3	-
14:53	39.5	40.8	14:53	44.3	72.7	-
14:54	45.0	41.1	14:54	48.5	72.9	-

Grand Union Bowling Alley Site
BCP #360222
150 Westchester Avenue, Port Chester
September 9, 2024

Monday, September 9, 2024						
Number of Instances Where Downwind VOCs Exceeds Upwind VOCs + 5 =						0
Number of Comparable Data Points =						402
Start Time:						7:55
End Time:						14:54
PID DATA						
Upwind			Downwind			
Time	Concentration (ppm)	15-Min Avg Concentration (ppm)	Time	Concentration (ppm)	15-Min Avg Concentration (ppm)	Exceeds VOC Alarm Limit
7:55	0.0	-	7:55	-	-	-
7:56	0.0	-	7:56	-	-	-
7:57	0.0	-	7:57	-	-	-
7:58	0.0	-	7:58	0.0	-	-
7:59	0.0	-	7:59	0.0	-	-
8:00	0.0	-	8:00	0.0	-	-
8:01	0.0	-	8:01	0.0	-	-
8:02	0.0	-	8:02	0.0	-	-
8:03	0.0	-	8:03	0.0	-	-
8:04	0.0	-	8:04	0.0	-	-
8:05	0.0	-	8:05	0.0	-	-
8:06	0.0	-	8:06	0.0	-	-
8:07	0.0	-	8:07	0.0	-	-
8:08	0.0	-	8:08	0.0	-	-
8:09	0.0	-	8:09	0.0	-	-
8:10	0.0	0.0	8:10	0.0	-	-
8:11	0.0	0.0	8:11	0.0	-	-
8:12	0.0	0.0	8:12	0.0	-	-
8:13	0.0	0.0	8:13	0.0	0.0	-
8:14	0.0	0.0	8:14	0.0	0.0	-
8:15	0.0	0.0	8:15	0.0	0.0	-
8:16	0.0	0.0	8:16	0.0	0.0	-
8:17	0.0	0.0	8:17	0.0	0.0	-
8:18	0.0	0.0	8:18	0.0	0.0	-
8:19	0.0	0.0	8:19	0.0	0.0	-
8:20	0.0	0.0	8:20	0.0	0.0	-
8:21	0.0	0.0	8:21	0.0	0.0	-
8:22	0.0	0.0	8:22	0.0	0.0	-
8:23	0.0	0.0	8:23	0.0	0.0	-
8:24	0.0	0.0	8:24	0.0	0.0	-
8:25	0.0	0.0	8:25	0.0	0.0	-
8:26	0.0	0.0	8:26	0.0	0.0	-
8:27	0.0	0.0	8:27	0.0	0.0	-
8:28	0.0	0.0	8:28	0.0	0.0	-
8:29	0.0	0.0	8:29	0.0	0.0	-
8:30	0.0	0.0	8:30	0.0	0.0	-
8:31	0.0	0.0	8:31	0.0	0.0	-
8:32	0.0	0.0	8:32	0.0	0.0	-
8:33	0.0	0.0	8:33	0.0	0.0	-
8:34	0.0	0.0	8:34	0.0	0.0	-
8:35	0.0	0.0	8:35	0.0	0.0	-
8:36	0.0	0.0	8:36	0.0	0.0	-

Grand Union Bowling Alley Site
BCP #360222
150 Westchester Avenue, Port Chester
September 9, 2024

PID DATA						
Upwind			Downwind			
Time	Concentration (ppm)	15-Min Avg Concentration (ppm)	Time	Concentration (ppm)	15-Min Avg Concentration (ppm)	Exceeds VOC Alarm Limit
8:37	0.0	0.0	8:37	0.0	0.0	-
8:38	0.0	0.0	8:38	0.0	0.0	-
8:39	0.0	0.0	8:39	0.0	0.0	-
8:40	0.0	0.0	8:40	0.0	0.0	-
8:41	0.0	0.0	8:41	0.0	0.0	-
8:42	0.0	0.0	8:42	0.0	0.0	-
8:43	0.0	0.0	8:43	0.0	0.0	-
8:44	0.0	0.0	8:44	0.0	0.0	-
8:45	0.0	0.0	8:45	0.0	0.0	-
8:46	0.0	0.0	8:46	0.0	0.0	-
8:47	0.0	0.0	8:47	0.0	0.0	-
8:48	0.0	0.0	8:48	0.0	0.0	-
8:49	0.0	0.0	8:49	0.0	0.0	-
8:50	0.0	0.0	8:50	0.0	0.0	-
8:51	0.0	0.0	8:51	0.0	0.0	-
8:52	0.0	0.0	8:52	0.0	0.0	-
8:53	0.0	0.0	8:53	0.0	0.0	-
8:54	0.0	0.0	8:54	0.0	0.0	-
8:55	0.0	0.0	8:55	0.0	0.0	-
8:56	0.0	0.0	8:56	0.0	0.0	-
8:57	0.0	0.0	8:57	0.0	0.0	-
8:58	0.0	0.0	8:58	0.0	0.0	-
8:59	0.0	0.0	8:59	0.0	0.0	-
9:00	0.0	0.0	9:00	0.0	0.0	-
9:01	0.0	0.0	9:01	0.0	0.0	-
9:02	0.0	0.0	9:02	0.0	0.0	-
9:03	0.0	0.0	9:03	0.0	0.0	-
9:04	0.0	0.0	9:04	0.0	0.0	-
9:05	0.0	0.0	9:05	0.0	0.0	-
9:06	0.0	0.0	9:06	0.0	0.0	-
9:07	0.0	0.0	9:07	0.0	0.0	-
9:08	0.0	0.0	9:08	0.0	0.0	-
9:09	0.0	0.0	9:09	0.0	0.0	-
9:10	0.0	0.0	9:10	0.0	0.0	-
9:11	0.0	0.0	9:11	0.0	0.0	-
9:12	0.0	0.0	9:12	0.0	0.0	-
9:13	0.0	0.0	9:13	0.0	0.0	-
9:14	0.0	0.0	9:14	0.0	0.0	-
9:15	0.0	0.0	9:15	0.0	0.0	-
9:16	0.0	0.0	9:16	0.0	0.0	-
9:17	0.0	0.0	9:17	0.0	0.0	-
9:18	0.0	0.0	9:18	0.0	0.0	-
9:19	0.0	0.0	9:19	0.0	0.0	-
9:20	0.0	0.0	9:20	0.0	0.0	-
9:21	0.0	0.0	9:21	0.0	0.0	-
9:22	0.0	0.0	9:22	0.0	0.0	-
9:23	0.0	0.0	9:23	0.0	0.0	-
9:24	0.0	0.0	9:24	0.0	0.0	-

Grand Union Bowling Alley Site
BCP #360222
150 Westchester Avenue, Port Chester
September 9, 2024

PID DATA						
Upwind			Downwind			
Time	Concentration (ppm)	15-Min Avg Concentration (ppm)	Time	Concentration (ppm)	15-Min Avg Concentration (ppm)	Exceeds VOC Alarm Limit
9:25	0.0	0.0	9:25	0.0	0.0	-
9:26	0.0	0.0	9:26	0.0	0.0	-
9:27	0.0	0.0	9:27	0.0	0.0	-
9:28	0.0	0.0	9:28	0.0	0.0	-
9:29	0.0	0.0	9:29	0.0	0.0	-
9:30	0.0	0.0	9:30	0.0	0.0	-
9:31	0.0	0.0	9:31	0.0	0.0	-
9:32	0.0	0.0	9:32	0.0	0.0	-
9:33	0.0	0.0	9:33	0.0	0.0	-
9:34	0.0	0.0	9:34	0.0	0.0	-
9:35	0.0	0.0	9:35	0.0	0.0	-
9:36	0.0	0.0	9:36	0.0	0.0	-
9:37	0.0	0.0	9:37	0.0	0.0	-
9:38	0.0	0.0	9:38	0.0	0.0	-
9:39	0.0	0.0	9:39	0.0	0.0	-
9:40	0.0	0.0	9:40	0.0	0.0	-
9:41	0.0	0.0	9:41	0.0	0.0	-
9:42	0.0	0.0	9:42	0.0	0.0	-
9:43	0.0	0.0	9:43	0.0	0.0	-
9:44	0.0	0.0	9:44	0.0	0.0	-
9:45	0.0	0.0	9:45	0.0	0.0	-
9:46	0.0	0.0	9:46	0.0	0.0	-
9:47	0.0	0.0	9:47	0.0	0.0	-
9:48	0.0	0.0	9:48	0.0	0.0	-
9:49	0.0	0.0	9:49	0.0	0.0	-
9:50	0.0	0.0	9:50	0.0	0.0	-
9:51	0.0	0.0	9:51	0.0	0.0	-
9:52	0.0	0.0	9:52	0.0	0.0	-
9:53	0.0	0.0	9:53	0.0	0.0	-
9:54	0.0	0.0	9:54	0.0	0.0	-
9:55	0.0	0.0	9:55	0.0	0.0	-
9:56	0.0	0.0	9:56	0.0	0.0	-
9:57	0.0	0.0	9:57	0.0	0.0	-
9:58	0.0	0.0	9:58	0.0	0.0	-
9:59	0.0	0.0	9:59	0.0	0.0	-
10:00	0.0	0.0	10:00	0.0	0.0	-
10:01	0.0	0.0	10:01	0.0	0.0	-
10:02	0.0	0.0	10:02	0.0	0.0	-
10:03	0.0	0.0	10:03	0.0	0.0	-
10:04	0.0	0.0	10:04	0.0	0.0	-
10:05	0.0	0.0	10:05	0.0	0.0	-
10:06	0.0	0.0	10:06	0.0	0.0	-
10:07	0.0	0.0	10:07	0.0	0.0	-
10:08	0.0	0.0	10:08	0.0	0.0	-
10:09	0.0	0.0	10:09	0.0	0.0	-
10:10	0.0	0.0	10:10	0.0	0.0	-
10:11	0.0	0.0	10:11	0.0	0.0	-
10:12	0.0	0.0	10:12	0.0	0.0	-

Grand Union Bowling Alley Site
BCP #360222
150 Westchester Avenue, Port Chester
September 9, 2024

PID DATA						
Upwind			Downwind			
Time	Concentration (ppm)	15-Min Avg Concentration (ppm)	Time	Concentration (ppm)	15-Min Avg Concentration (ppm)	Exceeds VOC Alarm Limit
10:13	0.0	0.0	10:13	0.0	0.0	-
10:14	0.0	0.0	10:14	0.0	0.0	-
10:15	0.0	0.0	10:15	0.0	0.0	-
10:16	0.0	0.0	10:16	0.0	0.0	-
10:17	0.0	0.0	10:17	0.0	0.0	-
10:18	0.0	0.0	10:18	0.0	0.0	-
10:19	0.0	0.0	10:19	0.0	0.0	-
10:20	0.0	0.0	10:20	0.0	0.0	-
10:21	0.0	0.0	10:21	0.0	0.0	-
10:22	0.0	0.0	10:22	0.0	0.0	-
10:23	0.0	0.0	10:23	0.0	0.0	-
10:24	0.0	0.0	10:24	0.0	0.0	-
10:25	0.0	0.0	10:25	0.0	0.0	-
10:26	0.0	0.0	10:26	0.0	0.0	-
10:27	0.0	0.0	10:27	0.0	0.0	-
10:28	0.0	0.0	10:28	0.0	0.0	-
10:29	0.0	0.0	10:29	0.0	0.0	-
10:30	0.0	0.0	10:30	0.0	0.0	-
10:31	0.0	0.0	10:31	0.0	0.0	-
10:32	0.0	0.0	10:32	0.0	0.0	-
10:33	0.0	0.0	10:33	0.0	0.0	-
10:34	0.0	0.0	10:34	0.0	0.0	-
10:35	0.0	0.0	10:35	0.0	0.0	-
10:36	0.0	0.0	10:36	0.0	0.0	-
10:37	0.0	0.0	10:37	0.0	0.0	-
10:38	0.0	0.0	10:38	0.0	0.0	-
10:39	0.0	0.0	10:39	0.0	0.0	-
10:40	0.0	0.0	10:40	0.0	0.0	-
10:41	0.0	0.0	10:41	0.0	0.0	-
10:42	0.0	0.0	10:42	0.0	0.0	-
10:43	0.0	0.0	10:43	0.0	0.0	-
10:44	0.0	0.0	10:44	0.0	0.0	-
10:45	0.0	0.0	10:45	0.0	0.0	-
10:46	0.0	0.0	10:46	0.0	0.0	-
10:47	0.0	0.0	10:47	0.0	0.0	-
10:48	0.0	0.0	10:48	0.0	0.0	-
10:49	0.0	0.0	10:49	0.0	0.0	-
10:50	0.0	0.0	10:50	0.0	0.0	-
10:51	0.0	0.0	10:51	0.0	0.0	-
10:52	0.0	0.0	10:52	0.0	0.0	-
10:53	0.0	0.0	10:53	0.0	0.0	-
10:54	0.0	0.0	10:54	0.0	0.0	-
10:55	0.0	0.0	10:55	0.0	0.0	-
10:56	0.0	0.0	10:56	0.0	0.0	-
10:57	0.0	0.0	10:57	0.0	0.0	-
10:58	0.0	0.0	10:58	0.0	0.0	-
10:59	0.0	0.0	10:59	0.0	0.0	-
11:00	0.0	0.0	11:00	0.0	0.0	-

Grand Union Bowling Alley Site
BCP #360222
150 Westchester Avenue, Port Chester
September 9, 2024

PID DATA						
Upwind			Downwind			
Time	Concentration (ppm)	15-Min Avg Concentration (ppm)	Time	Concentration (ppm)	15-Min Avg Concentration (ppm)	Exceeds VOC Alarm Limit
11:01	0.0	0.0	11:01	0.0	0.0	-
11:02	0.0	0.0	11:02	0.0	0.0	-
11:03	0.0	0.0	11:03	0.0	0.0	-
11:04	0.0	0.0	11:04	0.0	0.0	-
11:05	0.0	0.0	11:05	0.0	0.0	-
11:06	0.0	0.0	11:06	0.0	0.0	-
11:07	0.0	0.0	11:07	0.0	0.0	-
11:08	0.0	0.0	11:08	0.0	0.0	-
11:09	0.0	0.0	11:09	0.0	0.0	-
11:10	0.0	0.0	11:10	0.0	0.0	-
11:11	0.0	0.0	11:11	0.0	0.0	-
11:12	0.0	0.0	11:12	0.0	0.0	-
11:13	0.0	0.0	11:13	0.0	0.0	-
11:14	0.0	0.0	11:14	0.0	0.0	-
11:15	0.0	0.0	11:15	0.0	0.0	-
11:16	0.0	0.0	11:16	0.0	0.0	-
11:17	0.0	0.0	11:17	0.0	0.0	-
11:18	0.0	0.0	11:18	0.0	0.0	-
11:19	0.0	0.0	11:19	0.0	0.0	-
11:20	0.0	0.0	11:20	0.0	0.0	-
11:21	0.0	0.0	11:21	0.0	0.0	-
11:22	0.0	0.0	11:22	0.0	0.0	-
11:23	0.0	0.0	11:23	0.0	0.0	-
11:24	0.0	0.0	11:24	0.0	0.0	-
11:25	0.0	0.0	11:25	0.0	0.0	-
11:26	0.0	0.0	11:26	0.0	0.0	-
11:27	0.0	0.0	11:27	0.0	0.0	-
11:28	0.0	0.0	11:28	0.0	0.0	-
11:29	0.0	0.0	11:29	0.0	0.0	-
11:30	0.0	0.0	11:30	0.0	0.0	-
11:31	0.0	0.0	11:31	0.0	0.0	-
11:32	0.0	0.0	11:32	0.0	0.0	-
11:33	0.0	0.0	11:33	0.0	0.0	-
11:34	0.0	0.0	11:34	0.0	0.0	-
11:35	0.0	0.0	11:35	0.0	0.0	-
11:36	0.0	0.0	11:36	0.0	0.0	-
11:37	0.0	0.0	11:37	0.0	0.0	-
11:38	0.0	0.0	11:38	0.0	0.0	-
11:39	0.0	0.0	11:39	0.0	0.0	-
11:40	0.0	0.0	11:40	0.0	0.0	-
11:41	0.0	0.0	11:41	0.0	0.0	-
11:42	0.0	0.0	11:42	0.0	0.0	-
11:43	0.0	0.0	11:43	0.0	0.0	-
11:44	0.0	0.0	11:44	0.0	0.0	-
11:45	0.0	0.0	11:45	0.0	0.0	-
11:46	0.0	0.0	11:46	0.0	0.0	-
11:47	0.0	0.0	11:47	0.0	0.0	-
11:48	0.0	0.0	11:48	0.0	0.0	-

Grand Union Bowling Alley Site
BCP #360222
150 Westchester Avenue, Port Chester
September 9, 2024

PID DATA						
Upwind			Downwind			
Time	Concentration (ppm)	15-Min Avg Concentration (ppm)	Time	Concentration (ppm)	15-Min Avg Concentration (ppm)	Exceeds VOC Alarm Limit
11:49	0.0	0.0	11:49	0.0	0.0	-
11:50	0.0	0.0	11:50	0.0	0.0	-
11:51	0.0	0.0	11:51	0.0	0.0	-
11:52	0.0	0.0	11:52	0.0	0.0	-
11:53	0.0	0.0	11:53	0.0	0.0	-
11:54	0.0	0.0	11:54	0.0	0.0	-
11:55	0.0	0.0	11:55	0.0	0.0	-
11:56	0.0	0.0	11:56	0.0	0.0	-
11:57	0.0	0.0	11:57	0.0	0.0	-
11:58	0.0	0.0	11:58	0.0	0.0	-
11:59	0.0	0.0	11:59	0.0	0.0	-
12:00	0.0	0.0	12:00	0.0	0.0	-
12:01	0.0	0.0	12:01	0.0	0.0	-
12:02	0.0	0.0	12:02	0.0	0.0	-
12:03	0.0	0.0	12:03	0.0	0.0	-
12:04	0.0	0.0	12:04	0.0	0.0	-
12:05	0.0	0.0	12:05	0.0	0.0	-
12:06	0.0	0.0	12:06	0.0	0.0	-
12:07	0.0	0.0	12:07	0.0	0.0	-
12:08	0.0	0.0	12:08	0.0	0.0	-
12:09	0.0	0.0	12:09	0.0	0.0	-
12:10	0.0	0.0	12:10	0.0	0.0	-
12:11	0.0	0.0	12:11	0.0	0.0	-
12:12	0.0	0.0	12:12	0.0	0.0	-
12:13	0.0	0.0	12:13	0.0	0.0	-
12:14	0.0	0.0	12:14	0.0	0.0	-
12:15	0.0	0.0	12:15	0.0	0.0	-
12:16	0.0	0.0	12:16	0.0	0.0	-
12:17	0.0	0.0	12:17	0.0	0.0	-
12:18	0.0	0.0	12:18	0.0	0.0	-
12:19	0.0	0.0	12:19	0.0	0.0	-
12:20	0.0	0.0	12:20	0.0	0.0	-
12:21	0.0	0.0	12:21	0.0	0.0	-
12:22	0.0	0.0	12:22	0.0	0.0	-
12:23	0.0	0.0	12:23	0.0	0.0	-
12:24	0.0	0.0	12:24	0.0	0.0	-
12:25	0.0	0.0	12:25	0.0	0.0	-
12:26	0.0	0.0	12:26	0.0	0.0	-
12:27	0.0	0.0	12:27	0.0	0.0	-
12:28	0.0	0.0	12:28	0.0	0.0	-
12:29	0.0	0.0	12:29	0.0	0.0	-
12:30	0.0	0.0	12:30	0.0	0.0	-
12:31	0.0	0.0	12:31	0.0	0.0	-
12:32	0.0	0.0	12:32	0.0	0.0	-
12:33	0.0	0.0	12:33	0.0	0.0	-
12:34	0.0	0.0	12:34	0.0	0.0	-
12:35	0.0	0.0	12:35	0.0	0.0	-
12:36	0.0	0.0	12:36	0.0	0.0	-

Grand Union Bowling Alley Site
BCP #360222
150 Westchester Avenue, Port Chester
September 9, 2024

PID DATA						
Upwind			Downwind			
Time	Concentration (ppm)	15-Min Avg Concentration (ppm)	Time	Concentration (ppm)	15-Min Avg Concentration (ppm)	Exceeds VOC Alarm Limit
12:37	0.0	0.0	12:37	0.0	0.0	-
12:38	0.0	0.0	12:38	0.0	0.0	-
12:39	0.0	0.0	12:39	0.0	0.0	-
12:40	0.0	0.0	12:40	0.0	0.0	-
12:41	0.0	0.0	12:41	0.0	0.0	-
12:42	0.0	0.0	12:42	0.0	0.0	-
12:43	0.0	0.0	12:43	0.0	0.0	-
12:44	0.0	0.0	12:44	0.0	0.0	-
12:45	0.0	0.0	12:45	0.0	0.0	-
12:46	0.0	0.0	12:46	0.0	0.0	-
12:47	0.0	0.0	12:47	0.0	0.0	-
12:48	0.0	0.0	12:48	0.0	0.0	-
12:49	0.0	0.0	12:49	0.0	0.0	-
12:50	0.0	0.0	12:50	0.0	0.0	-
12:51	0.0	0.0	12:51	0.0	0.0	-
12:52	0.0	0.0	12:52	0.0	0.0	-
12:53	0.0	0.0	12:53	0.0	0.0	-
12:54	0.0	0.0	12:54	0.0	0.0	-
12:55	0.0	0.0	12:55	0.0	0.0	-
12:56	0.0	0.0	12:56	0.0	0.0	-
12:57	0.0	0.0	12:57	0.0	0.0	-
12:58	0.0	0.0	12:58	0.0	0.0	-
12:59	0.0	0.0	12:59	0.0	0.0	-
13:00	0.0	0.0	13:00	0.0	0.0	-
13:01	0.0	0.0	13:01	0.0	0.0	-
13:02	0.0	0.0	13:02	0.0	0.0	-
13:03	0.0	0.0	13:03	0.0	0.0	-
13:04	0.0	0.0	13:04	0.0	0.0	-
13:05	0.0	0.0	13:05	0.0	0.0	-
13:06	0.0	0.0	13:06	0.0	0.0	-
13:07	0.0	0.0	13:07	0.0	0.0	-
13:08	0.0	0.0	13:08	0.0	0.0	-
13:09	0.0	0.0	13:09	0.0	0.0	-
13:10	0.0	0.0	13:10	0.0	0.0	-
13:11	0.0	0.0	13:11	0.0	0.0	-
13:12	0.0	0.0	13:12	0.0	0.0	-
13:13	0.0	0.0	13:13	0.0	0.0	-
13:14	0.0	0.0	13:14	0.0	0.0	-
13:15	0.0	0.0	13:15	0.0	0.0	-
13:16	0.0	0.0	13:16	0.0	0.0	-
13:17	0.0	0.0	13:17	0.0	0.0	-
13:18	0.0	0.0	13:18	0.0	0.0	-
13:19	0.0	0.0	13:19	0.0	0.0	-
13:20	0.0	0.0	13:20	0.0	0.0	-
13:21	0.0	0.0	13:21	0.0	0.0	-
13:22	0.0	0.0	13:22	0.0	0.0	-
13:23	0.0	0.0	13:23	0.0	0.0	-
13:24	0.0	0.0	13:24	0.0	0.0	-

Grand Union Bowling Alley Site
BCP #360222
150 Westchester Avenue, Port Chester
September 9, 2024

PID DATA						
Upwind			Downwind			
Time	Concentration (ppm)	15-Min Avg Concentration (ppm)	Time	Concentration (ppm)	15-Min Avg Concentration (ppm)	Exceeds VOC Alarm Limit
13:25	0.0	0.0	13:25	0.0	0.0	-
13:26	0.0	0.0	13:26	0.0	0.0	-
13:27	0.0	0.0	13:27	0.0	0.0	-
13:28	0.0	0.0	13:28	0.0	0.0	-
13:29	0.0	0.0	13:29	0.0	0.0	-
13:30	0.0	0.0	13:30	0.0	0.0	-
13:31	0.0	0.0	13:31	0.0	0.0	-
13:32	0.0	0.0	13:32	0.0	0.0	-
13:33	0.0	0.0	13:33	0.0	0.0	-
13:34	0.0	0.0	13:34	0.0	0.0	-
13:35	0.0	0.0	13:35	0.0	0.0	-
13:36	0.0	0.0	13:36	0.0	0.0	-
13:37	0.0	0.0	13:37	0.0	0.0	-
13:38	0.0	0.0	13:38	0.0	0.0	-
13:39	0.0	0.0	13:39	0.0	0.0	-
13:40	0.0	0.0	13:40	0.0	0.0	-
13:41	0.0	0.0	13:41	0.0	0.0	-
13:42	0.0	0.0	13:42	0.0	0.0	-
13:43	0.0	0.0	13:43	0.0	0.0	-
13:44	0.0	0.0	13:44	0.0	0.0	-
13:45	0.0	0.0	13:45	0.0	0.0	-
13:46	0.0	0.0	13:46	0.0	0.0	-
13:47	0.0	0.0	13:47	0.0	0.0	-
13:48	0.0	0.0	13:48	0.0	0.0	-
13:49	0.0	0.0	13:49	0.0	0.0	-
13:50	0.0	0.0	13:50	0.0	0.0	-
13:51	0.0	0.0	13:51	0.0	0.0	-
13:52	0.0	0.0	13:52	0.0	0.0	-
13:53	0.0	0.0	13:53	0.0	0.0	-
13:54	0.0	0.0	13:54	0.0	0.0	-
13:55	0.0	0.0	13:55	0.0	0.0	-
13:56	0.0	0.0	13:56	0.0	0.0	-
13:57	0.0	0.0	13:57	0.0	0.0	-
13:58	0.0	0.0	13:58	0.0	0.0	-
13:59	0.0	0.0	13:59	0.0	0.0	-
14:00	0.0	0.0	14:00	0.0	0.0	-
14:01	0.0	0.0	14:01	0.0	0.0	-
14:02	0.0	0.0	14:02	0.0	0.0	-
14:03	0.0	0.0	14:03	0.0	0.0	-
14:04	0.0	0.0	14:04	0.0	0.0	-
14:05	0.0	0.0	14:05	0.0	0.0	-
14:06	0.0	0.0	14:06	0.0	0.0	-
14:07	0.0	0.0	14:07	0.0	0.0	-
14:08	0.0	0.0	14:08	0.0	0.0	-
14:09	0.0	0.0	14:09	0.0	0.0	-
14:10	0.0	0.0	14:10	0.0	0.0	-
14:11	0.0	0.0	14:11	0.0	0.0	-
14:12	0.0	0.0	14:12	0.0	0.0	-

Grand Union Bowling Alley Site
BCP #360222
150 Westchester Avenue, Port Chester
September 9, 2024

PID DATA						
Upwind			Downwind			
Time	Concentration (ppm)	15-Min Avg Concentration (ppm)	Time	Concentration (ppm)	15-Min Avg Concentration (ppm)	Exceeds VOC Alarm Limit
14:13	0.0	0.0	14:13	0.0	0.0	-
14:14	0.0	0.0	14:14	0.0	0.0	-
14:15	0.0	0.0	14:15	0.0	0.0	-
14:16	0.0	0.0	14:16	0.0	0.0	-
14:17	0.0	0.0	14:17	0.0	0.0	-
14:18	0.0	0.0	14:18	0.0	0.0	-
14:19	0.0	0.0	14:19	0.0	0.0	-
14:20	0.0	0.0	14:20	0.0	0.0	-
14:21	0.0	0.0	14:21	0.0	0.0	-
14:22	0.0	0.0	14:22	0.0	0.0	-
14:23	0.0	0.0	14:23	0.0	0.0	-
14:24	0.0	0.0	14:24	0.0	0.0	-
14:25	0.0	0.0	14:25	0.0	0.0	-
14:26	0.0	0.0	14:26	0.0	0.0	-
14:27	0.0	0.0	14:27	0.0	0.0	-
14:28	0.0	0.0	14:28	0.0	0.0	-
14:29	0.0	0.0	14:29	0.0	0.0	-
14:30	0.0	0.0	14:30	0.0	0.0	-
14:31	0.0	0.0	14:31	0.0	0.0	-
14:32	0.0	0.0	14:32	0.0	0.0	-
14:33	0.0	0.0	14:33	0.0	0.0	-
14:34	0.0	0.0	14:34	0.0	0.0	-
14:35	0.0	0.0	14:35	0.0	0.0	-
14:36	0.0	0.0	14:36	0.0	0.0	-
14:37	0.0	0.0	14:37	0.0	0.0	-
14:38	0.0	0.0	14:38	0.0	0.0	-
14:39	0.0	0.0	14:39	0.0	0.0	-
14:40	0.0	0.0	14:40	0.0	0.0	-
14:41	0.0	0.0	14:41	0.0	0.0	-
14:42	0.0	0.0	14:42	0.0	0.0	-
14:43	0.0	0.0	14:43	0.0	0.0	-
14:44	0.0	0.0	14:44	0.0	0.0	-
14:45	0.0	0.0	14:45	0.0	0.0	-
14:46	0.0	0.0	14:46	0.0	0.0	-
14:47	0.0	0.0	14:47	0.0	0.0	-
14:48	0.0	0.0	14:48	0.0	0.0	-
14:49	0.0	0.0	14:49	0.0	0.0	-
14:50	0.0	0.0	14:50	0.0	0.0	-
14:51	0.0	0.0	14:51	0.0	0.0	-
14:52	0.0	0.0	14:52	0.0	0.0	-
14:53	0.0	0.0	14:53	0.0	0.0	-
14:54	0.0	0.0	14:54	0.0	0.0	-

SESI CONSULTING ENGINEERS

959 US-46 Floor 3, Suite 300 - Parsippany-Troy Hills, NJ

DAILY AIR MONITORING REPORT
150 Westchester Avenue
Port Chester, New York

09/10/2024

Rev. No. 0 | Page 1 of 2

Project Number: 11895A

Dust Action Level: 150 µg/m^3

VOC Action Level: 5 ppm

Weather Data Range for Work Day		Wind Direction	NNW	Relative Humidity (%)	45.0 - 88.0	Daily Rain Total (in)	0.00	Readings in the summary table and graphs below are the reported downwind concentrations.
Temperature (°F)	58.0 - 77.0	Wind Speed (MPH)	0.8 - 7.6	Barometer (inHg)	30.00 - 30.10	Avg. Dew Point Temp (°F)	55.5	

Station Location	Daily Avg. Dust Concentration (µg/m^3)	Max 15-Min Dust Concentration (µg/m^3)	Time of Max Dust Reading	Daily Avg. VOC Concentration (ppm)	Max 15-Min VOC Concentration (ppm)	Time of Max VOC Reading
Upwind	36.5	49.7	13:15	0.0	0.0	8:34
Downwind	37.1	51.8	15:24	0.0	0.0	8:35

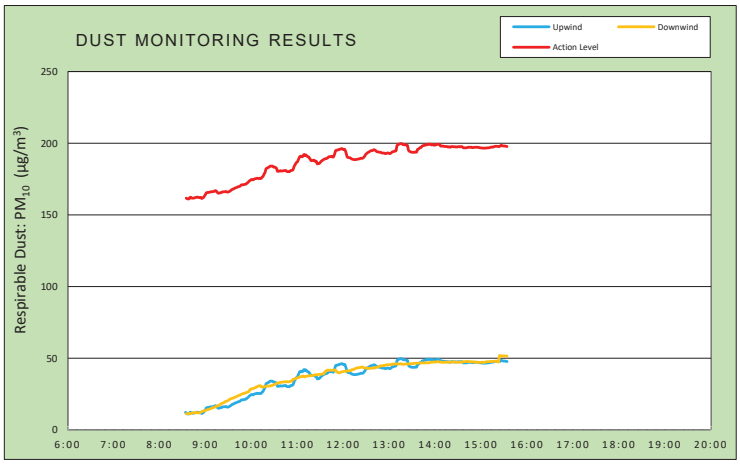

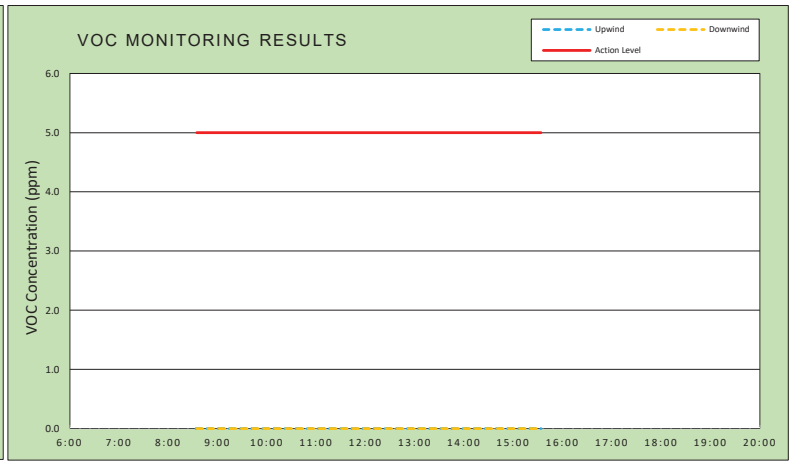

Air Monitoring Notes:

Weather Notes:

EMILCOTT
A Triumvirate Environmental Company

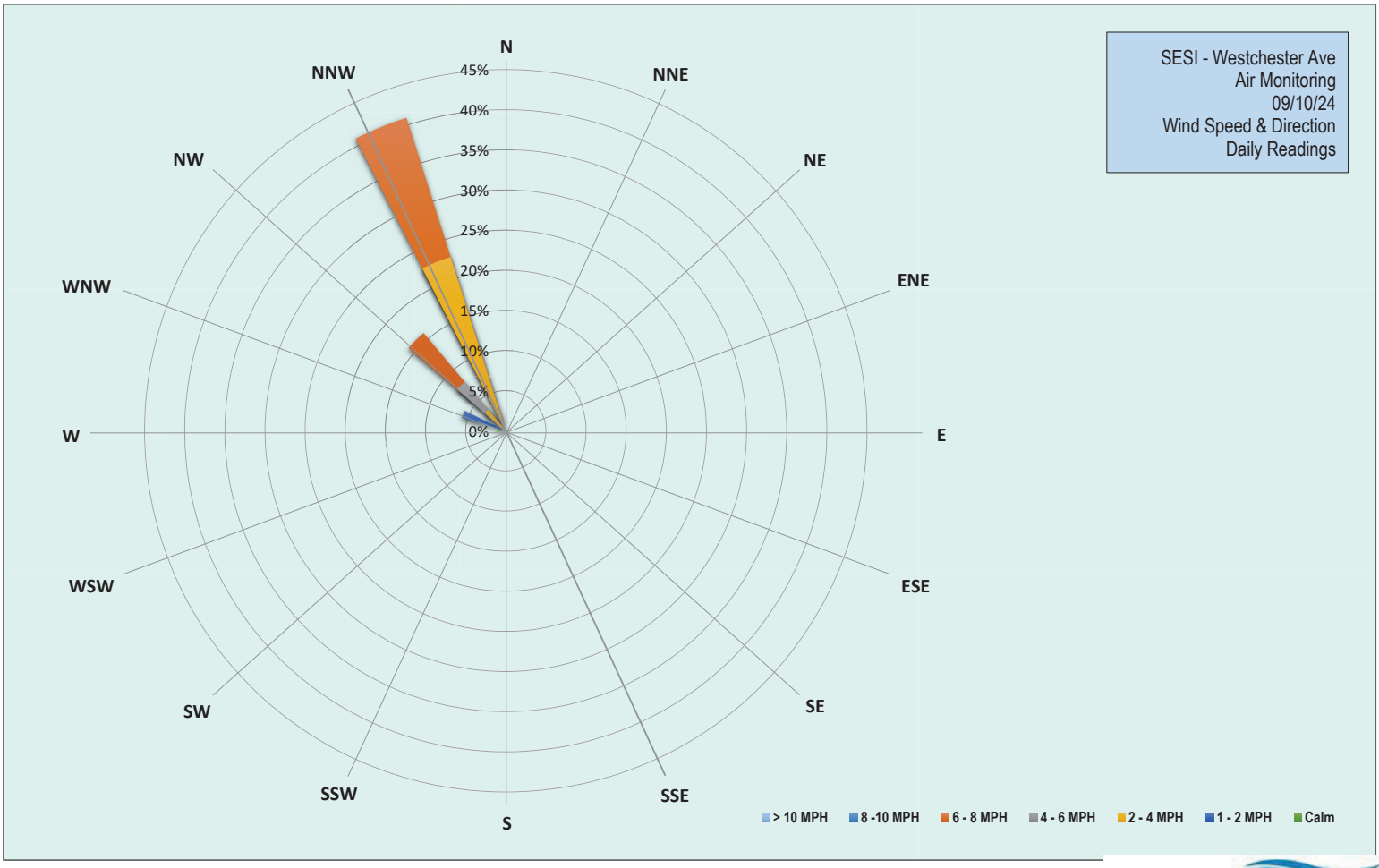

EMILCOTT
A Triumvirate Environmental Company

Grand Union Bowling Alley Site
BCP #360222
150 Westchester Avenue, Port Chester
September 10, 2024

Tuesday, September 10, 2024						
Number of Instances Where Downwind Particulates Exceeds Upwind Particulate + 150 =						0
Number of Comparable Data Points =						420
Start Time:						8:19
End Time:						15:34
PARTICULATE DATA						
Upwind			Downwind			Exceeds Particulate Alarm Limit
Time	Concentration (ug/m^3)	15-Min Avg Concentration (ug/m^3)	Time	Concentration (ug/m^3)	15-Min Avg Concentration (ug/m^3)	
8:19	21.0	-	8:19	-	-	-
8:20	19.5	-	8:20	10.3	-	-
8:21	21.3	-	8:21	10.8	-	-
8:22	14.8	-	8:22	10.0	-	-
8:23	16.0	-	8:23	10.3	-	-
8:24	9.5	-	8:24	11.3	-	-
8:25	12.3	-	8:25	9.5	-	-
8:26	10.5	-	8:26	9.5	-	-
8:27	15.3	-	8:27	8.8	-	-
8:28	11.5	-	8:28	9.8	-	-
8:29	9.5	-	8:29	10.5	-	-
8:30	8.8	-	8:30	13.5	-	-
8:31	8.0	-	8:31	11.0	-	-
8:32	9.3	-	8:32	11.3	-	-
8:33	9.5	-	8:33	10.5	-	-
8:34	9.3	12.3	8:34	16.0	-	-
8:35	11.0	11.8	8:35	16.8	11.3	-
8:36	14.8	11.3	8:36	11.0	11.3	-
8:37	12.8	11.2	8:37	11.3	11.4	-
8:38	16.3	11.2	8:38	11.0	11.4	-
8:39	10.8	11.3	8:39	11.0	11.4	-
8:40	27.0	12.3	8:40	10.3	11.5	-
8:41	10.5	12.3	8:41	10.5	11.5	-
8:42	8.8	11.8	8:42	12.0	11.8	-
8:43	9.3	11.7	8:43	12.3	11.9	-
8:44	10.3	11.7	8:44	12.5	12.1	-
8:45	9.5	11.8	8:45	11.5	11.9	-
8:46	9.5	11.9	8:46	10.8	11.9	-
8:47	13.3	12.2	8:47	14.3	12.1	-
8:48	10.8	12.2	8:48	12.3	12.2	-
8:49	11.5	12.4	8:49	14.0	12.1	-
8:50	11.3	12.4	8:50	12.8	11.8	-
8:51	10.8	12.1	8:51	12.3	11.9	-
8:52	12.5	12.1	8:52	11.8	11.9	-
8:53	14.8	12.0	8:53	14.5	12.2	-
8:54	14.0	12.2	8:54	14.0	12.4	-
8:55	15.5	11.5	8:55	14.0	12.6	-
8:56	15.3	11.8	8:56	15.3	12.9	-
8:57	12.0	12.0	8:57	14.5	13.1	-
8:58	17.0	12.5	8:58	15.0	13.3	-
8:59	23.0	13.4	8:59	14.5	13.4	-

Grand Union Bowling Alley Site
BCP #360222
150 Westchester Avenue, Port Chester
September 10, 2024

PARTICULATE DATA						
Upwind			Downwind			Exceeds Particulate Alarm Limit
Time	Concentration (ug/m^3)	15-Min Avg Concentration (ug/m^3)	Time	Concentration (ug/m^3)	15-Min Avg Concentration (ug/m^3)	
9:00	21.0	14.1	9:00	14.5	13.6	-
9:01	26.0	15.2	9:01	14.5	13.9	-
9:02	18.3	15.6	9:02	16.0	14.0	-
9:03	12.0	15.7	9:03	15.5	14.2	-
9:04	12.5	15.7	9:04	15.3	14.3	-
9:05	11.5	15.7	9:05	15.8	14.5	-
9:06	15.8	16.1	9:06	14.8	14.7	-
9:07	12.8	16.1	9:07	16.8	15.0	-
9:08	14.5	16.1	9:08	16.8	15.1	-
9:09	17.0	16.3	9:09	18.3	15.4	-
9:10	16.0	16.3	9:10	15.8	15.5	-
9:11	16.0	16.4	9:11	17.0	15.7	-
9:12	15.8	16.6	9:12	17.5	15.9	-
9:13	22.8	17.0	9:13	19.3	16.1	-
9:14	18.3	16.7	9:14	18.8	16.4	-
9:15	14.5	16.2	9:15	18.0	16.7	-
9:16	14.3	15.5	9:16	17.8	16.9	-
9:17	13.8	15.2	9:17	19.0	17.1	-
9:18	13.5	15.3	9:18	18.0	17.2	-
9:19	14.0	15.4	9:19	21.8	17.7	-
9:20	15.3	15.6	9:20	19.3	17.9	-
9:21	16.3	15.6	9:21	21.8	18.4	-
9:22	17.8	16.0	9:22	20.5	18.6	-
9:23	17.0	16.1	9:23	20.3	18.9	-
9:24	16.5	16.1	9:24	21.0	19.0	-
9:25	17.5	16.2	9:25	21.3	19.4	-
9:26	16.8	16.3	9:26	22.0	19.7	-
9:27	17.0	16.3	9:27	21.3	20.0	-
9:28	17.5	16.0	9:28	20.5	20.1	-
9:29	17.3	15.9	9:29	22.8	20.3	-
9:30	16.8	16.1	9:30	24.0	20.7	-
9:31	17.3	16.3	9:31	24.0	21.2	-
9:32	19.0	16.6	9:32	23.0	21.4	-
9:33	19.0	17.0	9:33	23.0	21.8	-
9:34	19.8	17.4	9:34	23.0	21.8	-
9:35	22.5	17.9	9:35	22.8	22.1	-
9:36	18.8	18.0	9:36	23.0	22.2	-
9:37	19.8	18.2	9:37	23.8	22.4	-
9:38	23.5	18.6	9:38	24.8	22.7	-
9:39	20.3	18.8	9:39	24.8	22.9	-
9:40	19.5	19.0	9:40	24.5	23.1	-
9:41	20.3	19.2	9:41	25.8	23.4	-
9:42	21.0	19.5	9:42	25.5	23.7	-
9:43	21.0	19.7	9:43	24.8	24.0	-
9:44	18.8	19.8	9:44	26.5	24.2	-
9:45	19.5	20.0	9:45	25.5	24.3	-
9:46	24.3	20.5	9:46	29.3	24.7	-
9:47	26.3	20.9	9:47	26.5	24.9	-

Grand Union Bowling Alley Site
BCP #360222
150 Westchester Avenue, Port Chester
September 10, 2024

PARTICULATE DATA						
Upwind			Downwind			Exceeds Particulate Alarm Limit
Time	Concentration (ug/m^3)	15-Min Avg Concentration (ug/m^3)	Time	Concentration (ug/m^3)	15-Min Avg Concentration (ug/m^3)	
9:48	20.5	21.0	9:48	26.5	25.1	-
9:49	20.5	21.1	9:49	25.3	25.3	-
9:50	21.8	21.0	9:50	25.0	25.4	-
9:51	22.5	21.3	9:51	26.0	25.6	-
9:52	22.5	21.5	9:52	27.3	25.9	-
9:53	23.3	21.5	9:53	27.0	26.0	-
9:54	28.5	22.0	9:54	27.5	26.2	-
9:55	26.3	22.5	9:55	28.0	26.4	-
9:56	25.5	22.8	9:56	29.3	26.7	-
9:57	32.0	23.5	9:57	28.5	26.9	-
9:58	26.3	23.9	9:58	43.0	28.1	-
9:59	24.5	24.3	9:59	29.3	28.3	-
10:00	26.0	24.7	10:00	33.0	28.8	-
10:01	24.0	24.7	10:01	28.3	28.7	-
10:02	23.0	24.5	10:02	29.5	28.9	-
10:03	25.0	24.8	10:03	28.3	29.0	-
10:04	24.5	25.0	10:04	28.3	29.2	-
10:05	25.0	25.3	10:05	29.5	29.5	-
10:06	24.0	25.4	10:06	29.5	29.7	-
10:07	24.8	25.5	10:07	31.3	30.0	-
10:08	24.8	25.6	10:08	31.8	30.3	-
10:09	25.3	25.4	10:09	31.0	30.6	-
10:10	26.8	25.4	10:10	31.0	30.8	-
10:11	28.5	25.6	10:11	29.8	30.8	-
10:12	28.3	25.4	10:12	30.3	30.9	-
10:13	29.5	25.6	10:13	30.0	30.0	-
10:14	36.8	26.4	10:14	29.3	30.0	-
10:15	30.5	26.7	10:15	31.3	29.9	-
10:16	39.0	27.7	10:16	30.0	30.0	-
10:17	41.3	28.9	10:17	30.5	30.1	-
10:18	36.3	29.7	10:18	30.8	30.3	-
10:19	57.8	31.9	10:19	31.0	30.5	-
10:20	34.3	32.5	10:20	30.8	30.5	-
10:21	27.8	32.8	10:21	31.5	30.7	-
10:22	30.3	33.1	10:22	31.0	30.7	-
10:23	27.3	33.3	10:23	31.3	30.6	-
10:24	33.8	33.9	10:24	31.5	30.7	-
10:25	30.0	34.1	10:25	32.0	30.7	-
10:26	28.3	34.1	10:26	32.3	30.9	-
10:27	28.0	34.0	10:27	32.8	31.1	-
10:28	28.5	34.0	10:28	33.0	31.3	-
10:29	28.3	33.4	10:29	32.8	31.5	-
10:30	29.3	33.3	10:30	33.8	31.7	-
10:31	39.8	33.4	10:31	34.0	31.9	-
10:32	33.5	32.9	10:32	32.8	32.1	-
10:33	29.8	32.4	10:33	37.3	32.5	-
10:34	29.8	30.6	10:34	34.5	32.7	-
10:35	32.0	30.4	10:35	32.5	32.9	-

Grand Union Bowling Alley Site
BCP #360222
150 Westchester Avenue, Port Chester
September 10, 2024

PARTICULATE DATA						
Upwind			Downwind			Exceeds Particulate Alarm Limit
Time	Concentration (ug/m^3)	15-Min Avg Concentration (ug/m^3)	Time	Concentration (ug/m^3)	15-Min Avg Concentration (ug/m^3)	
10:36	30.5	30.6	10:36	32.5	32.9	-
10:37	30.3	30.6	10:37	33.3	33.1	-
10:38	31.3	30.9	10:38	33.0	33.2	-
10:39	30.5	30.6	10:39	32.8	33.3	-
10:40	30.3	30.7	10:40	33.5	33.4	-
10:41	29.0	30.7	10:41	33.0	33.4	-
10:42	29.8	30.8	10:42	34.3	33.5	-
10:43	29.5	30.9	10:43	33.3	33.5	-
10:44	29.3	31.0	10:44	34.0	33.6	-
10:45	30.5	31.0	10:45	33.5	33.6	-
10:46	31.3	30.5	10:46	34.3	33.6	-
10:47	29.5	30.2	10:47	34.5	33.7	-
10:48	30.0	30.2	10:48	34.0	33.5	-
10:49	30.3	30.3	10:49	35.8	33.6	-
10:50	31.5	30.2	10:50	35.0	33.8	-
10:51	39.8	30.8	10:51	34.5	33.9	-
10:52	32.5	31.0	10:52	35.5	34.1	-
10:53	33.3	31.1	10:53	35.5	34.2	-
10:54	32.5	31.3	10:54	47.3	35.2	-
10:55	46.5	32.3	10:55	35.8	35.3	-
10:56	54.0	34.0	10:56	36.5	35.6	-
10:57	42.3	34.8	10:57	36.3	35.7	-
10:58	45.5	35.9	10:58	36.8	35.9	-
10:59	39.5	36.6	10:59	37.3	36.2	-
11:00	35.5	36.9	11:00	36.8	36.4	-
11:01	48.3	38.1	11:01	36.0	36.5	-
11:02	46.5	39.2	11:02	37.5	36.7	-
11:03	49.0	40.5	11:03	38.8	37.0	-
11:04	35.5	40.8	11:04	37.5	37.1	-
11:05	34.3	41.0	11:05	36.5	37.2	-
11:06	34.3	40.6	11:06	37.0	37.4	-
11:07	34.3	40.7	11:07	37.0	37.5	-
11:08	46.8	41.6	11:08	37.3	37.6	-
11:09	40.3	42.2	11:09	38.5	37.0	-
11:10	34.8	41.4	11:10	38.8	37.2	-
11:11	62.3	41.9	11:11	38.5	37.4	-
11:12	34.8	41.4	11:12	37.5	37.4	-
11:13	36.8	40.8	11:13	38.3	37.5	-
11:14	34.8	40.5	11:14	38.5	37.6	-
11:15	34.8	40.5	11:15	39.5	37.8	-
11:16	34.3	39.5	11:16	37.5	37.9	-
11:17	35.5	38.8	11:17	38.0	37.9	-
11:18	35.5	37.9	11:18	38.0	37.9	-
11:19	35.0	37.9	11:19	38.0	37.9	-
11:20	36.3	38.0	11:20	37.5	38.0	-
11:21	35.5	38.1	11:21	38.0	38.1	-
11:22	36.8	38.3	11:22	39.0	38.2	-
11:23	36.0	37.5	11:23	40.8	38.4	-

Grand Union Bowling Alley Site
BCP #360222
150 Westchester Avenue, Port Chester
September 10, 2024

PARTICULATE DATA						
Upwind			Downwind			Exceeds Particulate Alarm Limit
Time	Concentration (ug/m^3)	15-Min Avg Concentration (ug/m^3)	Time	Concentration (ug/m^3)	15-Min Avg Concentration (ug/m^3)	
11:24	36.5	37.3	11:24	39.3	38.5	-
11:25	36.3	37.4	11:25	38.8	38.5	-
11:26	36.3	35.7	11:26	39.3	38.5	-
11:27	35.8	35.7	11:27	39.5	38.7	-
11:28	37.3	35.8	11:28	39.8	38.8	-
11:29	39.5	36.1	11:29	38.5	38.8	-
11:30	42.5	36.6	11:30	39.0	38.7	-
11:31	44.8	37.3	11:31	39.3	38.8	-
11:32	41.8	37.7	11:32	39.5	38.9	-
11:33	41.8	38.1	11:33	40.8	39.1	-
11:34	40.5	38.5	11:34	39.3	39.2	-
11:35	40.5	38.8	11:35	40.0	39.4	-
11:36	41.0	39.1	11:36	56.0	40.6	-
11:37	37.5	39.2	11:37	41.8	40.8	-
11:38	37.3	39.3	11:38	49.0	41.3	-
11:39	42.5	39.7	11:39	44.0	41.6	-
11:40	40.5	40.0	11:40	40.3	41.7	-
11:41	44.0	40.5	11:41	39.0	41.7	-
11:42	38.3	40.6	11:42	39.3	41.7	-
11:43	36.5	40.6	11:43	39.3	41.7	-
11:44	41.3	40.7	11:44	39.3	41.7	-
11:45	46.8	41.0	11:45	39.3	41.7	-
11:46	38.0	40.5	11:46	38.8	41.7	-
11:47	38.0	40.3	11:47	40.0	41.7	-
11:48	58.0	41.4	11:48	40.5	41.7	-
11:49	62.8	42.9	11:49	40.8	41.8	-
11:50	68.8	44.7	11:50	39.5	41.8	-
11:51	46.3	45.1	11:51	40.5	40.7	-
11:52	39.5	45.2	11:52	40.3	40.6	-
11:53	39.3	45.4	11:53	41.0	40.1	-
11:54	43.3	45.4	11:54	40.3	39.9	-
11:55	47.3	45.9	11:55	41.5	39.9	-
11:56	44.3	45.9	11:56	40.5	40.0	-
11:57	40.3	46.0	11:57	44.3	40.4	-
11:58	40.3	46.3	11:58	40.3	40.4	-
11:59	39.5	46.1	11:59	41.0	40.6	-
12:00	39.0	45.6	12:00	41.5	40.7	-
12:01	39.0	45.7	12:01	41.0	40.9	-
12:02	38.8	45.7	12:02	41.0	40.9	-
12:03	38.5	44.4	12:03	42.0	41.0	-
12:04	38.0	42.8	12:04	41.5	41.1	-
12:05	38.0	40.7	12:05	40.8	41.2	-
12:06	37.3	40.1	12:06	40.8	41.2	-
12:07	37.5	40.0	12:07	41.0	41.2	-
12:08	37.5	39.9	12:08	41.5	41.3	-
12:09	42.8	39.9	12:09	42.3	41.4	-
12:10	41.5	39.5	12:10	41.5	41.4	-
12:11	38.3	39.1	12:11	49.5	42.0	-

Grand Union Bowling Alley Site
BCP #360222
150 Westchester Avenue, Port Chester
September 10, 2024

PARTICULATE DATA						
Upwind			Downwind			Exceeds Particulate Alarm Limit
Time	Concentration (ug/m^3)	15-Min Avg Concentration (ug/m^3)	Time	Concentration (ug/m^3)	15-Min Avg Concentration (ug/m^3)	
12:12	37.8	38.9	12:12	44.5	42.0	-
12:13	37.5	38.7	12:13	43.3	42.2	-
12:14	38.0	38.6	12:14	43.0	42.3	-
12:15	38.5	38.6	12:15	46.8	42.7	-
12:16	39.0	38.6	12:16	42.5	42.8	-
12:17	40.0	38.7	12:17	46.8	43.2	-
12:18	40.0	38.8	12:18	44.0	43.3	-
12:19	40.0	38.9	12:19	41.5	43.3	-
12:20	39.5	39.0	12:20	42.0	43.4	-
12:21	39.0	39.1	12:21	42.5	43.5	-
12:22	40.8	39.3	12:22	42.3	43.6	-
12:23	41.0	39.6	12:23	43.0	43.7	-
12:24	41.8	39.5	12:24	45.5	43.9	-
12:25	41.0	39.5	12:25	41.3	43.9	-
12:26	43.0	39.8	12:26	44.3	43.5	-
12:27	45.5	40.3	12:27	43.3	43.5	-
12:28	47.8	41.0	12:28	41.5	43.3	-
12:29	52.0	41.9	12:29	42.0	43.3	-
12:30	47.3	42.5	12:30	42.8	43.0	-
12:31	47.0	43.0	12:31	45.5	43.2	-
12:32	46.0	43.4	12:32	44.0	43.0	-
12:33	44.5	43.7	12:33	42.0	42.9	-
12:34	44.8	44.1	12:34	42.3	42.9	-
12:35	44.5	44.4	12:35	43.3	43.0	-
12:36	44.5	44.8	12:36	42.8	43.0	-
12:37	42.3	44.9	12:37	45.0	43.2	-
12:38	41.5	44.9	12:38	42.5	43.2	-
12:39	46.3	45.2	12:39	44.3	43.1	-
12:40	45.0	45.5	12:40	43.8	43.3	-
12:41	41.0	45.3	12:41	44.5	43.3	-
12:42	41.5	45.1	12:42	44.3	43.4	-
12:43	40.3	44.6	12:43	47.0	43.7	-
12:44	44.8	44.1	12:44	43.0	43.8	-
12:45	46.8	44.0	12:45	45.3	44.0	-
12:46	45.8	44.0	12:46	47.5	44.1	-
12:47	43.0	43.8	12:47	49.0	44.4	-
12:48	43.3	43.7	12:48	44.0	44.6	-
12:49	44.5	43.7	12:49	44.0	44.7	-
12:50	40.3	43.4	12:50	43.5	44.7	-
12:51	42.0	43.2	12:51	43.3	44.7	-
12:52	41.3	43.1	12:52	45.3	44.7	-
12:53	42.3	43.2	12:53	47.5	45.1	-
12:54	43.5	43.0	12:54	44.5	45.1	-
12:55	41.3	42.8	12:55	43.8	45.1	-
12:56	42.5	42.9	12:56	49.8	45.4	-
12:57	44.5	43.1	12:57	45.3	45.5	-
12:58	43.0	43.2	12:58	45.8	45.4	-
12:59	43.3	43.1	12:59	44.3	45.5	-

Grand Union Bowling Alley Site
BCP #360222
150 Westchester Avenue, Port Chester
September 10, 2024

PARTICULATE DATA						
Upwind			Downwind			Exceeds Particulate Alarm Limit
Time	Concentration (ug/m^3)	15-Min Avg Concentration (ug/m^3)	Time	Concentration (ug/m^3)	15-Min Avg Concentration (ug/m^3)	
13:00	43.0	42.9	13:00	45.3	45.5	-
13:01	44.8	42.8	13:01	49.3	45.6	-
13:02	45.5	43.0	13:02	46.5	45.5	-
13:03	51.3	43.5	13:03	45.0	45.5	-
13:04	49.0	43.8	13:04	49.0	45.9	-
13:05	44.8	44.1	13:05	45.0	46.0	-
13:06	44.0	44.3	13:06	44.8	46.1	-
13:07	43.8	44.4	13:07	45.3	46.1	-
13:08	46.3	44.7	13:08	46.0	46.0	-
13:09	44.0	44.7	13:09	46.3	46.1	-
13:10	87.8	47.8	13:10	45.8	46.2	-
13:11	58.5	48.9	13:11	46.3	46.0	-
13:12	47.5	49.1	13:12	45.8	46.0	-
13:13	48.3	49.4	13:13	46.3	46.0	-
13:14	45.3	49.6	13:14	46.3	46.2	-
13:15	45.3	49.7	13:15	45.8	46.2	-
13:16	44.3	49.7	13:16	45.5	46.0	-
13:17	43.8	49.6	13:17	45.3	45.9	-
13:18	44.0	49.1	13:18	45.8	45.9	-
13:19	47.5	49.0	13:19	47.3	45.8	-
13:20	44.8	49.0	13:20	45.8	45.9	-
13:21	42.8	48.9	13:21	47.0	46.0	-
13:22	42.5	48.8	13:22	45.8	46.0	-
13:23	43.0	48.6	13:23	46.5	46.1	-
13:24	42.5	48.5	13:24	46.0	46.1	-
13:25	43.8	45.6	13:25	46.3	46.1	-
13:26	44.0	44.6	13:26	46.0	46.1	-
13:27	42.8	44.3	13:27	46.5	46.1	-
13:28	43.8	44.0	13:28	46.5	46.1	-
13:29	43.0	43.8	13:29	46.8	46.2	-
13:30	43.3	43.7	13:30	47.0	46.3	-
13:31	44.5	43.7	13:31	46.5	46.3	-
13:32	43.0	43.7	13:32	47.0	46.4	-
13:33	45.3	43.8	13:33	46.3	46.5	-
13:34	48.5	43.8	13:34	47.3	46.5	-
13:35	43.8	43.8	13:35	46.5	46.5	-
13:36	46.5	44.0	13:36	47.3	46.5	-
13:37	66.8	45.6	13:37	47.0	46.6	-
13:38	47.0	45.9	13:38	46.8	46.6	-
13:39	47.3	46.2	13:39	46.0	46.6	-
13:40	53.3	46.8	13:40	46.5	46.7	-
13:41	46.8	47.0	13:41	47.3	46.7	-
13:42	45.3	47.2	13:42	46.8	46.8	-
13:43	55.5	48.0	13:43	47.8	46.8	-
13:44	47.8	48.3	13:44	45.8	46.8	-
13:45	45.0	48.4	13:45	47.5	46.8	-
13:46	46.3	48.5	13:46	46.5	46.8	-
13:47	46.8	48.8	13:47	46.0	46.7	-

Grand Union Bowling Alley Site
BCP #360222
150 Westchester Avenue, Port Chester
September 10, 2024

PARTICULATE DATA						
Upwind			Downwind			Exceeds Particulate Alarm Limit
Time	Concentration (ug/m^3)	15-Min Avg Concentration (ug/m^3)	Time	Concentration (ug/m^3)	15-Min Avg Concentration (ug/m^3)	
13:48	48.5	49.0	13:48	47.0	46.8	-
13:49	46.0	48.8	13:49	47.3	46.8	-
13:50	49.5	49.2	13:50	47.8	46.9	-
13:51	50.0	49.4	13:51	48.0	46.9	-
13:52	62.3	49.1	13:52	46.8	46.9	-
13:53	50.5	49.4	13:53	46.5	46.9	-
13:54	47.0	49.4	13:54	51.5	47.3	-
13:55	46.0	48.9	13:55	47.0	47.3	-
13:56	48.3	49.0	13:56	47.0	47.3	-
13:57	49.3	49.2	13:57	47.8	47.3	-
13:58	47.8	48.7	13:58	47.3	47.3	-
13:59	46.5	48.6	13:59	46.8	47.4	-
14:00	47.0	48.8	14:00	47.3	47.4	-
14:01	48.0	48.9	14:01	47.0	47.4	-
14:02	52.0	49.2	14:02	49.0	47.6	-
14:03	48.0	49.2	14:03	46.8	47.6	-
14:04	47.3	49.3	14:04	47.8	47.6	-
14:05	49.5	49.3	14:05	46.5	47.5	-
14:06	47.0	49.1	14:06	46.3	47.4	-
14:07	48.0	48.1	14:07	46.5	47.4	-
14:08	48.0	48.0	14:08	46.3	47.4	-
14:09	47.8	48.0	14:09	48.3	47.2	-
14:10	46.8	48.1	14:10	47.5	47.2	-
14:11	46.0	47.9	14:11	47.8	47.2	-
14:12	47.3	47.8	14:12	46.8	47.2	-
14:13	47.0	47.7	14:13	47.3	47.2	-
14:14	46.8	47.8	14:14	48.8	47.3	-
14:15	46.3	47.7	14:15	47.5	47.3	-
14:16	47.3	47.7	14:16	48.0	47.4	-
14:17	47.3	47.3	14:17	47.5	47.3	-
14:18	50.8	47.5	14:18	47.3	47.3	-
14:19	46.0	47.4	14:19	46.8	47.3	-
14:20	46.0	47.2	14:20	46.8	47.3	-
14:21	51.8	47.5	14:21	47.3	47.3	-
14:22	51.5	47.8	14:22	46.8	47.4	-
14:23	46.0	47.6	14:23	48.3	47.5	-
14:24	46.3	47.5	14:24	46.8	47.4	-
14:25	47.5	47.6	14:25	46.5	47.3	-
14:26	45.8	47.6	14:26	46.8	47.3	-
14:27	45.0	47.4	14:27	49.0	47.4	-
14:28	47.8	47.5	14:28	46.8	47.4	-
14:29	46.0	47.4	14:29	47.5	47.3	-
14:30	49.0	47.6	14:30	47.8	47.3	-
14:31	48.3	47.7	14:31	47.5	47.3	-
14:32	46.3	47.6	14:32	47.5	47.3	-
14:33	49.3	47.5	14:33	47.0	47.3	-
14:34	48.5	47.7	14:34	48.3	47.4	-
14:35	45.5	47.6	14:35	47.5	47.4	-

Grand Union Bowling Alley Site
BCP #360222
150 Westchester Avenue, Port Chester
September 10, 2024

PARTICULATE DATA						
Upwind			Downwind			Exceeds Particulate Alarm Limit
Time	Concentration (ug/m^3)	15-Min Avg Concentration (ug/m^3)	Time	Concentration (ug/m^3)	15-Min Avg Concentration (ug/m^3)	
14:36	46.0	47.2	14:36	46.8	47.4	-
14:37	45.3	46.8	14:37	50.5	47.6	-
14:38	46.3	46.8	14:38	48.3	47.6	-
14:39	45.5	46.8	14:39	47.8	47.7	-
14:40	47.8	46.8	14:40	47.0	47.7	-
14:41	46.3	46.8	14:41	48.0	47.8	-
14:42	47.3	47.0	14:42	47.3	47.7	-
14:43	50.0	47.1	14:43	48.0	47.8	-
14:44	47.8	47.3	14:44	46.3	47.7	-
14:45	47.5	47.2	14:45	46.8	47.6	-
14:46	48.8	47.2	14:46	46.8	47.6	-
14:47	47.8	47.3	14:47	46.8	47.5	-
14:48	45.3	47.0	14:48	47.5	47.6	-
14:49	47.8	47.0	14:49	48.0	47.5	-
14:50	46.5	47.0	14:50	47.3	47.5	-
14:51	47.0	47.1	14:51	47.5	47.6	-
14:52	46.5	47.2	14:52	46.3	47.3	-
14:53	46.3	47.2	14:53	47.0	47.2	-
14:54	46.5	47.3	14:54	47.3	47.2	-
14:55	46.3	47.2	14:55	48.3	47.3	-
14:56	46.0	47.1	14:56	46.8	47.2	-
14:57	46.5	47.1	14:57	48.3	47.2	-
14:58	47.3	46.9	14:58	46.8	47.2	-
14:59	46.3	46.8	14:59	46.3	47.2	-
15:00	47.3	46.8	15:00	48.0	47.2	-
15:01	47.3	46.7	15:01	46.8	47.2	-
15:02	46.8	46.6	15:02	46.8	47.2	-
15:03	46.0	46.7	15:03	46.8	47.2	-
15:04	46.3	46.6	15:04	46.5	47.1	-
15:05	46.8	46.6	15:05	47.0	47.1	-
15:06	47.5	46.6	15:06	52.8	47.4	-
15:07	47.5	46.7	15:07	48.0	47.5	-
15:08	47.5	46.8	15:08	48.3	47.6	-
15:09	46.8	46.8	15:09	47.8	47.7	-
15:10	47.0	46.8	15:10	47.8	47.6	-
15:11	47.3	46.9	15:11	48.0	47.7	-
15:12	48.0	47.0	15:12	48.0	47.7	-
15:13	50.8	47.3	15:13	47.8	47.8	-
15:14	47.8	47.4	15:14	47.3	47.8	-
15:15	47.0	47.3	15:15	47.8	47.8	-
15:16	46.8	47.3	15:16	47.5	47.9	-
15:17	52.0	47.7	15:17	46.5	47.8	-
15:18	48.3	47.8	15:18	48.0	47.9	-
15:19	47.5	47.9	15:19	47.3	48.0	-
15:20	46.8	47.9	15:20	48.0	48.0	-
15:21	47.0	47.9	15:21	46.3	47.6	-
15:22	46.8	47.8	15:22	47.0	47.5	-
15:23	46.0	47.7	15:23	47.5	47.5	-

Grand Union Bowling Alley Site
BCP #360222
150 Westchester Avenue, Port Chester
September 10, 2024

PARTICULATE DATA						
Upwind			Downwind			Exceeds Particulate Alarm Limit
Time	Concentration (ug/m^3)	15-Min Avg Concentration (ug/m^3)	Time	Concentration (ug/m^3)	15-Min Avg Concentration (ug/m^3)	
15:24	47.8	47.8	15:24	113.0	51.8	-
15:25	50.0	48.0	15:25	47.0	51.8	-
15:26	56.0	48.6	15:26	47.3	51.7	-
15:27	46.8	48.5	15:27	47.3	51.7	-
15:28	46.3	48.2	15:28	47.0	51.6	-
15:29	47.0	48.1	15:29	47.5	51.7	-
15:30	46.3	48.1	15:30	47.0	51.6	-
15:31	47.3	48.1	15:31	47.0	51.6	-
15:32	49.5	47.9	15:32	46.8	51.6	-
15:33	46.8	47.8	15:33	46.8	51.5	-
15:34	46.0	47.7	15:34	47.5	51.5	-

Grand Union Bowling Alley Site
BCP #360222
150 Westchester Avenue, Port Chester
September 10, 2024

Tuesday, September 10, 2024						
Number of Instances Where Downwind VOCs Exceeds Upwind VOCs + 5 =						0
Number of Comparable Data Points =						420
Start Time:						8:19
End Time:						15:34
PID DATA						
Upwind			Downwind			
Time	Concentration (ppm)	15-Min Avg Concentration (ppm)	Time	Concentration (ppm)	15-Min Avg Concentration (ppm)	Exceeds VOC Alarm Limit
8:19	0.0	-	8:19	-	-	-
8:20	0.0	-	8:20	0.0	-	-
8:21	0.0	-	8:21	0.0	-	-
8:22	0.0	-	8:22	0.0	-	-
8:23	0.0	-	8:23	0.0	-	-
8:24	0.0	-	8:24	0.0	-	-
8:25	0.0	-	8:25	0.0	-	-
8:26	0.0	-	8:26	0.0	-	-
8:27	0.0	-	8:27	0.0	-	-
8:28	0.0	-	8:28	0.0	-	-
8:29	0.0	-	8:29	0.0	-	-
8:30	0.0	-	8:30	0.0	-	-
8:31	0.0	-	8:31	0.0	-	-
8:32	0.0	-	8:32	0.0	-	-
8:33	0.0	-	8:33	0.0	-	-
8:34	0.0	0.0	8:34	0.0	-	-
8:35	0.0	0.0	8:35	0.0	0.0	-
8:36	0.0	0.0	8:36	0.0	0.0	-
8:37	0.0	0.0	8:37	0.0	0.0	-
8:38	0.0	0.0	8:38	0.0	0.0	-
8:39	0.0	0.0	8:39	0.0	0.0	-
8:40	0.0	0.0	8:40	0.0	0.0	-
8:41	0.0	0.0	8:41	0.0	0.0	-
8:42	0.0	0.0	8:42	0.0	0.0	-
8:43	0.0	0.0	8:43	0.0	0.0	-
8:44	0.0	0.0	8:44	0.0	0.0	-
8:45	0.0	0.0	8:45	0.0	0.0	-
8:46	0.0	0.0	8:46	0.0	0.0	-
8:47	0.0	0.0	8:47	0.0	0.0	-
8:48	0.0	0.0	8:48	0.0	0.0	-
8:49	0.0	0.0	8:49	0.0	0.0	-
8:50	0.0	0.0	8:50	0.0	0.0	-
8:51	0.0	0.0	8:51	0.0	0.0	-
8:52	0.0	0.0	8:52	0.0	0.0	-
8:53	0.0	0.0	8:53	0.0	0.0	-
8:54	0.0	0.0	8:54	0.0	0.0	-
8:55	0.0	0.0	8:55	0.0	0.0	-
8:56	0.0	0.0	8:56	0.0	0.0	-
8:57	0.0	0.0	8:57	0.0	0.0	-
8:58	0.0	0.0	8:58	0.0	0.0	-
8:59	0.0	0.0	8:59	0.0	0.0	-
9:00	0.0	0.0	9:00	0.0	0.0	-

Grand Union Bowling Alley Site
BCP #360222
150 Westchester Avenue, Port Chester
September 10, 2024

PID DATA						
Upwind			Downwind			
Time	Concentration (ppm)	15-Min Avg Concentration (ppm)	Time	Concentration (ppm)	15-Min Avg Concentration (ppm)	Exceeds VOC Alarm Limit
9:01	0.0	0.0	9:01	0.0	0.0	-
9:02	0.0	0.0	9:02	0.0	0.0	-
9:03	0.0	0.0	9:03	0.0	0.0	-
9:04	0.0	0.0	9:04	0.0	0.0	-
9:05	0.0	0.0	9:05	0.0	0.0	-
9:06	0.0	0.0	9:06	0.0	0.0	-
9:07	0.0	0.0	9:07	0.0	0.0	-
9:08	0.0	0.0	9:08	0.0	0.0	-
9:09	0.0	0.0	9:09	0.0	0.0	-
9:10	0.0	0.0	9:10	0.0	0.0	-
9:11	0.0	0.0	9:11	0.0	0.0	-
9:12	0.0	0.0	9:12	0.0	0.0	-
9:13	0.0	0.0	9:13	0.0	0.0	-
9:14	0.0	0.0	9:14	0.0	0.0	-
9:15	0.0	0.0	9:15	0.0	0.0	-
9:16	0.0	0.0	9:16	0.0	0.0	-
9:17	0.0	0.0	9:17	0.0	0.0	-
9:18	0.0	0.0	9:18	0.0	0.0	-
9:19	0.0	0.0	9:19	0.0	0.0	-
9:20	0.0	0.0	9:20	0.0	0.0	-
9:21	0.0	0.0	9:21	0.0	0.0	-
9:22	0.0	0.0	9:22	0.0	0.0	-
9:23	0.0	0.0	9:23	0.0	0.0	-
9:24	0.0	0.0	9:24	0.0	0.0	-
9:25	0.0	0.0	9:25	0.0	0.0	-
9:26	0.0	0.0	9:26	0.0	0.0	-
9:27	0.0	0.0	9:27	0.0	0.0	-
9:28	0.0	0.0	9:28	0.0	0.0	-
9:29	0.0	0.0	9:29	0.0	0.0	-
9:30	0.0	0.0	9:30	0.0	0.0	-
9:31	0.0	0.0	9:31	0.0	0.0	-
9:32	0.0	0.0	9:32	0.0	0.0	-
9:33	0.0	0.0	9:33	0.0	0.0	-
9:34	0.0	0.0	9:34	0.0	0.0	-
9:35	0.0	0.0	9:35	0.0	0.0	-
9:36	0.0	0.0	9:36	0.0	0.0	-
9:37	0.0	0.0	9:37	0.0	0.0	-
9:38	0.0	0.0	9:38	0.0	0.0	-
9:39	0.0	0.0	9:39	0.0	0.0	-
9:40	0.0	0.0	9:40	0.0	0.0	-
9:41	0.0	0.0	9:41	0.0	0.0	-
9:42	0.0	0.0	9:42	0.0	0.0	-
9:43	0.0	0.0	9:43	0.0	0.0	-
9:44	0.0	0.0	9:44	0.0	0.0	-
9:45	0.0	0.0	9:45	0.0	0.0	-
9:46	0.0	0.0	9:46	0.0	0.0	-
9:47	0.0	0.0	9:47	0.0	0.0	-
9:48	0.0	0.0	9:48	0.0	0.0	-

Grand Union Bowling Alley Site
BCP #360222
150 Westchester Avenue, Port Chester
September 10, 2024

PID DATA						
Upwind			Downwind			
Time	Concentration (ppm)	15-Min Avg Concentration (ppm)	Time	Concentration (ppm)	15-Min Avg Concentration (ppm)	Exceeds VOC Alarm Limit
9:49	0.0	0.0	9:49	0.0	0.0	-
9:50	0.0	0.0	9:50	0.0	0.0	-
9:51	0.0	0.0	9:51	0.0	0.0	-
9:52	0.0	0.0	9:52	0.0	0.0	-
9:53	0.0	0.0	9:53	0.0	0.0	-
9:54	0.0	0.0	9:54	0.0	0.0	-
9:55	0.0	0.0	9:55	0.0	0.0	-
9:56	0.0	0.0	9:56	0.0	0.0	-
9:57	0.0	0.0	9:57	0.0	0.0	-
9:58	0.0	0.0	9:58	0.0	0.0	-
9:59	0.0	0.0	9:59	0.0	0.0	-
10:00	0.0	0.0	10:00	0.0	0.0	-
10:01	0.0	0.0	10:01	0.0	0.0	-
10:02	0.0	0.0	10:02	0.0	0.0	-
10:03	0.0	0.0	10:03	0.0	0.0	-
10:04	0.0	0.0	10:04	0.0	0.0	-
10:05	0.0	0.0	10:05	0.0	0.0	-
10:06	0.0	0.0	10:06	0.0	0.0	-
10:07	0.0	0.0	10:07	0.0	0.0	-
10:08	0.0	0.0	10:08	0.0	0.0	-
10:09	0.0	0.0	10:09	0.0	0.0	-
10:10	0.0	0.0	10:10	0.0	0.0	-
10:11	0.0	0.0	10:11	0.0	0.0	-
10:12	0.0	0.0	10:12	0.0	0.0	-
10:13	0.0	0.0	10:13	0.0	0.0	-
10:14	0.0	0.0	10:14	0.0	0.0	-
10:15	0.0	0.0	10:15	0.0	0.0	-
10:16	0.0	0.0	10:16	0.0	0.0	-
10:17	0.0	0.0	10:17	0.0	0.0	-
10:18	0.0	0.0	10:18	0.0	0.0	-
10:19	0.0	0.0	10:19	0.0	0.0	-
10:20	0.0	0.0	10:20	0.0	0.0	-
10:21	0.0	0.0	10:21	0.0	0.0	-
10:22	0.0	0.0	10:22	0.0	0.0	-
10:23	0.0	0.0	10:23	0.0	0.0	-
10:24	0.0	0.0	10:24	0.0	0.0	-
10:25	0.0	0.0	10:25	0.0	0.0	-
10:26	0.0	0.0	10:26	0.0	0.0	-
10:27	0.0	0.0	10:27	0.0	0.0	-
10:28	0.0	0.0	10:28	0.0	0.0	-
10:29	0.0	0.0	10:29	0.0	0.0	-
10:30	0.0	0.0	10:30	0.0	0.0	-
10:31	0.0	0.0	10:31	0.0	0.0	-
10:32	0.0	0.0	10:32	0.0	0.0	-
10:33	0.0	0.0	10:33	0.0	0.0	-
10:34	0.0	0.0	10:34	0.0	0.0	-
10:35	0.0	0.0	10:35	0.0	0.0	-
10:36	0.0	0.0	10:36	0.0	0.0	-

Grand Union Bowling Alley Site
BCP #360222
150 Westchester Avenue, Port Chester
September 10, 2024

PID DATA						
Upwind			Downwind			
Time	Concentration (ppm)	15-Min Avg Concentration (ppm)	Time	Concentration (ppm)	15-Min Avg Concentration (ppm)	Exceeds VOC Alarm Limit
10:37	0.0	0.0	10:37	0.0	0.0	-
10:38	0.0	0.0	10:38	0.0	0.0	-
10:39	0.0	0.0	10:39	0.0	0.0	-
10:40	0.0	0.0	10:40	0.0	0.0	-
10:41	0.0	0.0	10:41	0.0	0.0	-
10:42	0.0	0.0	10:42	0.0	0.0	-
10:43	0.0	0.0	10:43	0.0	0.0	-
10:44	0.0	0.0	10:44	0.0	0.0	-
10:45	0.0	0.0	10:45	0.0	0.0	-
10:46	0.0	0.0	10:46	0.0	0.0	-
10:47	0.0	0.0	10:47	0.0	0.0	-
10:48	0.0	0.0	10:48	0.0	0.0	-
10:49	0.0	0.0	10:49	0.0	0.0	-
10:50	0.0	0.0	10:50	0.0	0.0	-
10:51	0.0	0.0	10:51	0.0	0.0	-
10:52	0.0	0.0	10:52	0.0	0.0	-
10:53	0.0	0.0	10:53	0.0	0.0	-
10:54	0.0	0.0	10:54	0.0	0.0	-
10:55	0.0	0.0	10:55	0.0	0.0	-
10:56	0.0	0.0	10:56	0.0	0.0	-
10:57	0.0	0.0	10:57	0.0	0.0	-
10:58	0.0	0.0	10:58	0.0	0.0	-
10:59	0.0	0.0	10:59	0.0	0.0	-
11:00	0.0	0.0	11:00	0.0	0.0	-
11:01	0.0	0.0	11:01	0.0	0.0	-
11:02	0.0	0.0	11:02	0.0	0.0	-
11:03	0.0	0.0	11:03	0.0	0.0	-
11:04	0.0	0.0	11:04	0.0	0.0	-
11:05	0.0	0.0	11:05	0.0	0.0	-
11:06	0.0	0.0	11:06	0.0	0.0	-
11:07	0.0	0.0	11:07	0.0	0.0	-
11:08	0.0	0.0	11:08	0.0	0.0	-
11:09	0.0	0.0	11:09	0.0	0.0	-
11:10	0.0	0.0	11:10	0.0	0.0	-
11:11	0.0	0.0	11:11	0.0	0.0	-
11:12	0.0	0.0	11:12	0.0	0.0	-
11:13	0.0	0.0	11:13	0.0	0.0	-
11:14	0.0	0.0	11:14	0.0	0.0	-
11:15	0.0	0.0	11:15	0.0	0.0	-
11:16	0.0	0.0	11:16	0.0	0.0	-
11:17	0.0	0.0	11:17	0.0	0.0	-
11:18	0.0	0.0	11:18	0.0	0.0	-
11:19	0.0	0.0	11:19	0.0	0.0	-
11:20	0.0	0.0	11:20	0.0	0.0	-
11:21	0.0	0.0	11:21	0.0	0.0	-
11:22	0.0	0.0	11:22	0.0	0.0	-
11:23	0.0	0.0	11:23	0.0	0.0	-
11:24	0.0	0.0	11:24	0.0	0.0	-

Grand Union Bowling Alley Site
BCP #360222
150 Westchester Avenue, Port Chester
September 10, 2024

PID DATA						
Upwind			Downwind			
Time	Concentration (ppm)	15-Min Avg Concentration (ppm)	Time	Concentration (ppm)	15-Min Avg Concentration (ppm)	Exceeds VOC Alarm Limit
11:25	0.0	0.0	11:25	0.0	0.0	-
11:26	0.0	0.0	11:26	0.0	0.0	-
11:27	0.0	0.0	11:27	0.0	0.0	-
11:28	0.0	0.0	11:28	0.0	0.0	-
11:29	0.0	0.0	11:29	0.0	0.0	-
11:30	0.0	0.0	11:30	0.0	0.0	-
11:31	0.0	0.0	11:31	0.0	0.0	-
11:32	0.0	0.0	11:32	0.0	0.0	-
11:33	0.0	0.0	11:33	0.0	0.0	-
11:34	0.0	0.0	11:34	0.0	0.0	-
11:35	0.0	0.0	11:35	0.0	0.0	-
11:36	0.0	0.0	11:36	0.0	0.0	-
11:37	0.0	0.0	11:37	0.0	0.0	-
11:38	0.0	0.0	11:38	0.0	0.0	-
11:39	0.0	0.0	11:39	0.0	0.0	-
11:40	0.0	0.0	11:40	0.0	0.0	-
11:41	0.0	0.0	11:41	0.0	0.0	-
11:42	0.0	0.0	11:42	0.0	0.0	-
11:43	0.0	0.0	11:43	0.0	0.0	-
11:44	0.0	0.0	11:44	0.0	0.0	-
11:45	0.0	0.0	11:45	0.0	0.0	-
11:46	0.0	0.0	11:46	0.0	0.0	-
11:47	0.0	0.0	11:47	0.0	0.0	-
11:48	0.0	0.0	11:48	0.0	0.0	-
11:49	0.0	0.0	11:49	0.0	0.0	-
11:50	0.0	0.0	11:50	0.0	0.0	-
11:51	0.0	0.0	11:51	0.0	0.0	-
11:52	0.0	0.0	11:52	0.0	0.0	-
11:53	0.0	0.0	11:53	0.0	0.0	-
11:54	0.0	0.0	11:54	0.0	0.0	-
11:55	0.0	0.0	11:55	0.0	0.0	-
11:56	0.0	0.0	11:56	0.0	0.0	-
11:57	0.0	0.0	11:57	0.0	0.0	-
11:58	0.0	0.0	11:58	0.0	0.0	-
11:59	0.0	0.0	11:59	0.0	0.0	-
12:00	0.0	0.0	12:00	0.0	0.0	-
12:01	0.0	0.0	12:01	0.0	0.0	-
12:02	0.0	0.0	12:02	0.0	0.0	-
12:03	0.0	0.0	12:03	0.0	0.0	-
12:04	0.0	0.0	12:04	0.0	0.0	-
12:05	0.0	0.0	12:05	0.0	0.0	-
12:06	0.0	0.0	12:06	0.0	0.0	-
12:07	0.0	0.0	12:07	0.0	0.0	-
12:08	0.0	0.0	12:08	0.0	0.0	-
12:09	0.0	0.0	12:09	0.0	0.0	-
12:10	0.0	0.0	12:10	0.0	0.0	-
12:11	0.0	0.0	12:11	0.0	0.0	-
12:12	0.0	0.0	12:12	0.0	0.0	-

Grand Union Bowling Alley Site
BCP #360222
150 Westchester Avenue, Port Chester
September 10, 2024

PID DATA						
Upwind			Downwind			
Time	Concentration (ppm)	15-Min Avg Concentration (ppm)	Time	Concentration (ppm)	15-Min Avg Concentration (ppm)	Exceeds VOC Alarm Limit
12:13	0.0	0.0	12:13	0.0	0.0	-
12:14	0.0	0.0	12:14	0.0	0.0	-
12:15	0.0	0.0	12:15	0.0	0.0	-
12:16	0.0	0.0	12:16	0.0	0.0	-
12:17	0.0	0.0	12:17	0.0	0.0	-
12:18	0.0	0.0	12:18	0.0	0.0	-
12:19	0.0	0.0	12:19	0.0	0.0	-
12:20	0.0	0.0	12:20	0.0	0.0	-
12:21	0.0	0.0	12:21	0.0	0.0	-
12:22	0.0	0.0	12:22	0.0	0.0	-
12:23	0.0	0.0	12:23	0.0	0.0	-
12:24	0.0	0.0	12:24	0.0	0.0	-
12:25	0.0	0.0	12:25	0.0	0.0	-
12:26	0.0	0.0	12:26	0.0	0.0	-
12:27	0.0	0.0	12:27	0.0	0.0	-
12:28	0.0	0.0	12:28	0.0	0.0	-
12:29	0.0	0.0	12:29	0.0	0.0	-
12:30	0.0	0.0	12:30	0.0	0.0	-
12:31	0.0	0.0	12:31	0.0	0.0	-
12:32	0.0	0.0	12:32	0.0	0.0	-
12:33	0.0	0.0	12:33	0.0	0.0	-
12:34	0.0	0.0	12:34	0.0	0.0	-
12:35	0.0	0.0	12:35	0.0	0.0	-
12:36	0.0	0.0	12:36	0.0	0.0	-
12:37	0.0	0.0	12:37	0.0	0.0	-
12:38	0.0	0.0	12:38	0.0	0.0	-
12:39	0.0	0.0	12:39	0.0	0.0	-
12:40	0.0	0.0	12:40	0.0	0.0	-
12:41	0.0	0.0	12:41	0.0	0.0	-
12:42	0.0	0.0	12:42	0.0	0.0	-
12:43	0.0	0.0	12:43	0.0	0.0	-
12:44	0.0	0.0	12:44	0.0	0.0	-
12:45	0.0	0.0	12:45	0.0	0.0	-
12:46	0.0	0.0	12:46	0.0	0.0	-
12:47	0.0	0.0	12:47	0.0	0.0	-
12:48	0.0	0.0	12:48	0.0	0.0	-
12:49	0.0	0.0	12:49	0.0	0.0	-
12:50	0.0	0.0	12:50	0.0	0.0	-
12:51	0.0	0.0	12:51	0.0	0.0	-
12:52	0.0	0.0	12:52	0.0	0.0	-
12:53	0.0	0.0	12:53	0.0	0.0	-
12:54	0.0	0.0	12:54	0.0	0.0	-
12:55	0.0	0.0	12:55	0.0	0.0	-
12:56	0.0	0.0	12:56	0.0	0.0	-
12:57	0.0	0.0	12:57	0.0	0.0	-
12:58	0.0	0.0	12:58	0.0	0.0	-
12:59	0.0	0.0	12:59	0.0	0.0	-
13:00	0.0	0.0	13:00	0.0	0.0	-

Grand Union Bowling Alley Site
BCP #360222
150 Westchester Avenue, Port Chester
September 10, 2024

PID DATA						
Upwind			Downwind			
Time	Concentration (ppm)	15-Min Avg Concentration (ppm)	Time	Concentration (ppm)	15-Min Avg Concentration (ppm)	Exceeds VOC Alarm Limit
13:01	0.0	0.0	13:01	0.0	0.0	-
13:02	0.0	0.0	13:02	0.0	0.0	-
13:03	0.0	0.0	13:03	0.0	0.0	-
13:04	0.0	0.0	13:04	0.0	0.0	-
13:05	0.0	0.0	13:05	0.0	0.0	-
13:06	0.0	0.0	13:06	0.0	0.0	-
13:07	0.0	0.0	13:07	0.0	0.0	-
13:08	0.0	0.0	13:08	0.0	0.0	-
13:09	0.0	0.0	13:09	0.0	0.0	-
13:10	0.0	0.0	13:10	0.0	0.0	-
13:11	0.0	0.0	13:11	0.0	0.0	-
13:12	0.0	0.0	13:12	0.0	0.0	-
13:13	0.0	0.0	13:13	0.0	0.0	-
13:14	0.0	0.0	13:14	0.0	0.0	-
13:15	0.0	0.0	13:15	0.0	0.0	-
13:16	0.0	0.0	13:16	0.0	0.0	-
13:17	0.0	0.0	13:17	0.0	0.0	-
13:18	0.0	0.0	13:18	0.0	0.0	-
13:19	0.0	0.0	13:19	0.0	0.0	-
13:20	0.0	0.0	13:20	0.0	0.0	-
13:21	0.0	0.0	13:21	0.0	0.0	-
13:22	0.0	0.0	13:22	0.0	0.0	-
13:23	0.0	0.0	13:23	0.0	0.0	-
13:24	0.0	0.0	13:24	0.0	0.0	-
13:25	0.0	0.0	13:25	0.0	0.0	-
13:26	0.0	0.0	13:26	0.0	0.0	-
13:27	0.0	0.0	13:27	0.0	0.0	-
13:28	0.0	0.0	13:28	0.0	0.0	-
13:29	0.0	0.0	13:29	0.0	0.0	-
13:30	0.0	0.0	13:30	0.0	0.0	-
13:31	0.0	0.0	13:31	0.0	0.0	-
13:32	0.0	0.0	13:32	0.0	0.0	-
13:33	0.0	0.0	13:33	0.0	0.0	-
13:34	0.0	0.0	13:34	0.0	0.0	-
13:35	0.0	0.0	13:35	0.0	0.0	-
13:36	0.0	0.0	13:36	0.0	0.0	-
13:37	0.0	0.0	13:37	0.0	0.0	-
13:38	0.0	0.0	13:38	0.0	0.0	-
13:39	0.0	0.0	13:39	0.0	0.0	-
13:40	0.0	0.0	13:40	0.0	0.0	-
13:41	0.0	0.0	13:41	0.0	0.0	-
13:42	0.0	0.0	13:42	0.0	0.0	-
13:43	0.0	0.0	13:43	0.0	0.0	-
13:44	0.0	0.0	13:44	0.0	0.0	-
13:45	0.0	0.0	13:45	0.0	0.0	-
13:46	0.0	0.0	13:46	0.0	0.0	-
13:47	0.0	0.0	13:47	0.0	0.0	-
13:48	0.0	0.0	13:48	0.0	0.0	-

Grand Union Bowling Alley Site
BCP #360222
150 Westchester Avenue, Port Chester
September 10, 2024

PID DATA						
Upwind			Downwind			
Time	Concentration (ppm)	15-Min Avg Concentration (ppm)	Time	Concentration (ppm)	15-Min Avg Concentration (ppm)	Exceeds VOC Alarm Limit
13:49	0.0	0.0	13:49	0.0	0.0	-
13:50	0.0	0.0	13:50	0.0	0.0	-
13:51	0.0	0.0	13:51	0.0	0.0	-
13:52	0.0	0.0	13:52	0.0	0.0	-
13:53	0.0	0.0	13:53	0.0	0.0	-
13:54	0.0	0.0	13:54	0.0	0.0	-
13:55	0.0	0.0	13:55	0.0	0.0	-
13:56	0.0	0.0	13:56	0.0	0.0	-
13:57	0.0	0.0	13:57	0.0	0.0	-
13:58	0.0	0.0	13:58	0.0	0.0	-
13:59	0.0	0.0	13:59	0.0	0.0	-
14:00	0.0	0.0	14:00	0.0	0.0	-
14:01	0.0	0.0	14:01	0.0	0.0	-
14:02	0.0	0.0	14:02	0.0	0.0	-
14:03	0.0	0.0	14:03	0.0	0.0	-
14:04	0.0	0.0	14:04	0.0	0.0	-
14:05	0.0	0.0	14:05	0.0	0.0	-
14:06	0.0	0.0	14:06	0.0	0.0	-
14:07	0.0	0.0	14:07	0.0	0.0	-
14:08	0.0	0.0	14:08	0.0	0.0	-
14:09	0.0	0.0	14:09	0.0	0.0	-
14:10	0.0	0.0	14:10	0.0	0.0	-
14:11	0.0	0.0	14:11	0.0	0.0	-
14:12	0.0	0.0	14:12	0.0	0.0	-
14:13	0.0	0.0	14:13	0.0	0.0	-
14:14	0.0	0.0	14:14	0.0	0.0	-
14:15	0.0	0.0	14:15	0.0	0.0	-
14:16	0.0	0.0	14:16	0.0	0.0	-
14:17	0.0	0.0	14:17	0.0	0.0	-
14:18	0.0	0.0	14:18	0.0	0.0	-
14:19	0.0	0.0	14:19	0.0	0.0	-
14:20	0.0	0.0	14:20	0.0	0.0	-
14:21	0.0	0.0	14:21	0.0	0.0	-
14:22	0.0	0.0	14:22	0.0	0.0	-
14:23	0.0	0.0	14:23	0.0	0.0	-
14:24	0.0	0.0	14:24	0.0	0.0	-
14:25	0.0	0.0	14:25	0.0	0.0	-
14:26	0.0	0.0	14:26	0.0	0.0	-
14:27	0.0	0.0	14:27	0.0	0.0	-
14:28	0.0	0.0	14:28	0.0	0.0	-
14:29	0.0	0.0	14:29	0.0	0.0	-
14:30	0.0	0.0	14:30	0.0	0.0	-
14:31	0.0	0.0	14:31	0.0	0.0	-
14:32	0.0	0.0	14:32	0.0	0.0	-
14:33	0.0	0.0	14:33	0.0	0.0	-
14:34	0.0	0.0	14:34	0.0	0.0	-
14:35	0.0	0.0	14:35	0.0	0.0	-
14:36	0.0	0.0	14:36	0.0	0.0	-

Grand Union Bowling Alley Site
BCP #360222
150 Westchester Avenue, Port Chester
September 10, 2024

PID DATA						
Upwind			Downwind			
Time	Concentration (ppm)	15-Min Avg Concentration (ppm)	Time	Concentration (ppm)	15-Min Avg Concentration (ppm)	Exceeds VOC Alarm Limit
14:37	0.0	0.0	14:37	0.0	0.0	-
14:38	0.0	0.0	14:38	0.0	0.0	-
14:39	0.0	0.0	14:39	0.0	0.0	-
14:40	0.0	0.0	14:40	0.0	0.0	-
14:41	0.0	0.0	14:41	0.0	0.0	-
14:42	0.0	0.0	14:42	0.0	0.0	-
14:43	0.0	0.0	14:43	0.0	0.0	-
14:44	0.0	0.0	14:44	0.0	0.0	-
14:45	0.0	0.0	14:45	0.0	0.0	-
14:46	0.0	0.0	14:46	0.0	0.0	-
14:47	0.0	0.0	14:47	0.0	0.0	-
14:48	0.0	0.0	14:48	0.0	0.0	-
14:49	0.0	0.0	14:49	0.0	0.0	-
14:50	0.0	0.0	14:50	0.0	0.0	-
14:51	0.0	0.0	14:51	0.0	0.0	-
14:52	0.0	0.0	14:52	0.0	0.0	-
14:53	0.0	0.0	14:53	0.0	0.0	-
14:54	0.0	0.0	14:54	0.0	0.0	-
14:55	0.0	0.0	14:55	0.0	0.0	-
14:56	0.0	0.0	14:56	0.0	0.0	-
14:57	0.0	0.0	14:57	0.0	0.0	-
14:58	0.0	0.0	14:58	0.0	0.0	-
14:59	0.0	0.0	14:59	0.0	0.0	-
15:00	0.0	0.0	15:00	0.0	0.0	-
15:01	0.0	0.0	15:01	0.0	0.0	-
15:02	0.0	0.0	15:02	0.0	0.0	-
15:03	0.0	0.0	15:03	0.0	0.0	-
15:04	0.0	0.0	15:04	0.0	0.0	-
15:05	0.0	0.0	15:05	0.0	0.0	-
15:06	0.0	0.0	15:06	0.0	0.0	-
15:07	0.0	0.0	15:07	0.0	0.0	-
15:08	0.0	0.0	15:08	0.0	0.0	-
15:09	0.0	0.0	15:09	0.0	0.0	-
15:10	0.0	0.0	15:10	0.0	0.0	-
15:11	0.0	0.0	15:11	0.0	0.0	-
15:12	0.0	0.0	15:12	0.0	0.0	-
15:13	0.0	0.0	15:13	0.0	0.0	-
15:14	0.0	0.0	15:14	0.0	0.0	-
15:15	0.0	0.0	15:15	0.0	0.0	-
15:16	0.0	0.0	15:16	0.0	0.0	-
15:17	0.0	0.0	15:17	0.0	0.0	-
15:18	0.0	0.0	15:18	0.0	0.0	-
15:19	0.0	0.0	15:19	0.0	0.0	-
15:20	0.0	0.0	15:20	0.0	0.0	-
15:21	0.0	0.0	15:21	0.0	0.0	-
15:22	0.0	0.0	15:22	0.0	0.0	-
15:23	0.0	0.0	15:23	0.0	0.0	-
15:24	0.0	0.0	15:24	0.0	0.0	-

Grand Union Bowling Alley Site
BCP #360222
150 Westchester Avenue, Port Chester
September 10, 2024

PID DATA						
Upwind			Downwind			Exceeds VOC Alarm Limit
Time	Concentration (ppm)	15-Min Avg Concentration (ppm)	Time	Concentration (ppm)	15-Min Avg Concentration (ppm)	
15:25	0.0	0.0	15:25	0.0	0.0	-
15:26	0.0	0.0	15:26	0.0	0.0	-
15:27	0.0	0.0	15:27	0.0	0.0	-
15:28	0.0	0.0	15:28	0.0	0.0	-
15:29	0.0	0.0	15:29	0.0	0.0	-
15:30	0.0	0.0	15:30	0.0	0.0	-
15:31	0.0	0.0	15:31	0.0	0.0	-
15:32	0.0	0.0	15:32	0.0	0.0	-
15:33	0.0	0.0	15:33	0.0	0.0	-
15:34	0.0	0.0	15:34	0.0	0.0	-

SESI CONSULTING ENGINEERS

959 US-46 Floor 3, Suite 300 - Parsippany-Troy Hills, NJ

DAILY AIR MONITORING REPORT
150 Westchester Avenue
Port Chester, New York

09/11/2024

Rev. No. 0 | Page 1 of 2

Project Number: 11895A

Dust Action Level: 150 µg/m^3

VOC Action Level: 5 ppm

Weather Data Range for Work Day		Wind Direction	E	Relative Humidity (%)	37.0 - 88.0	Daily Rain Total (in)	0.00	Readings in the summary table and graphs below are the reported downwind concentrations.
Temperature (°F)	54.0 - 74.0	Wind Speed (MPH)	1.1 - 5.9	Barometer (inHg)	30.20 - 30.20	Avg. Dew Point Temp (°F)	53.0	

Station Location	Daily Avg. Dust Concentration (µg/m^3)	Max 15-Min Dust Concentration (µg/m^3)	Time of Max Dust Reading	Daily Avg. VOC Concentration (ppm)	Max 15-Min VOC Concentration (ppm)	Time of Max VOC Reading
Upwind	34.6	46.1	13:23	0.0	0.0	8:23
Downwind	38.5	62.5	15:34	0.0	0.0	8:24

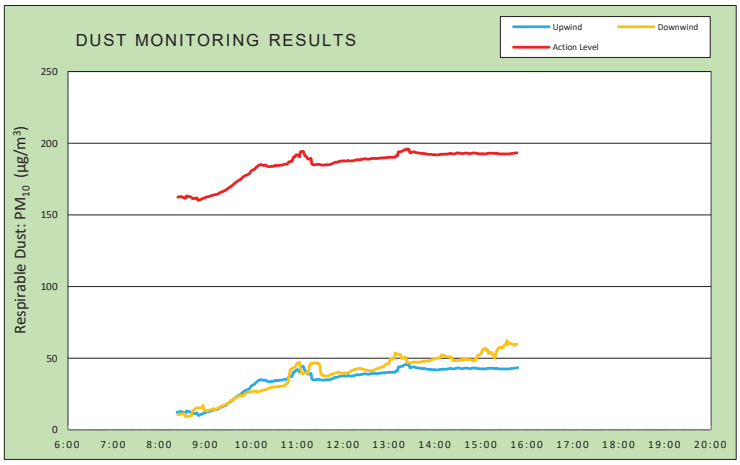

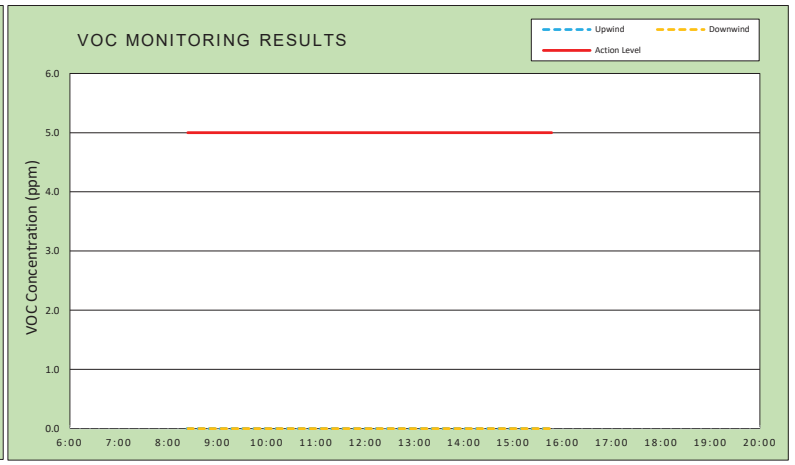

Air Monitoring Notes:

Weather Notes:

EMILCOTT
A Triumvirate Environmental Company

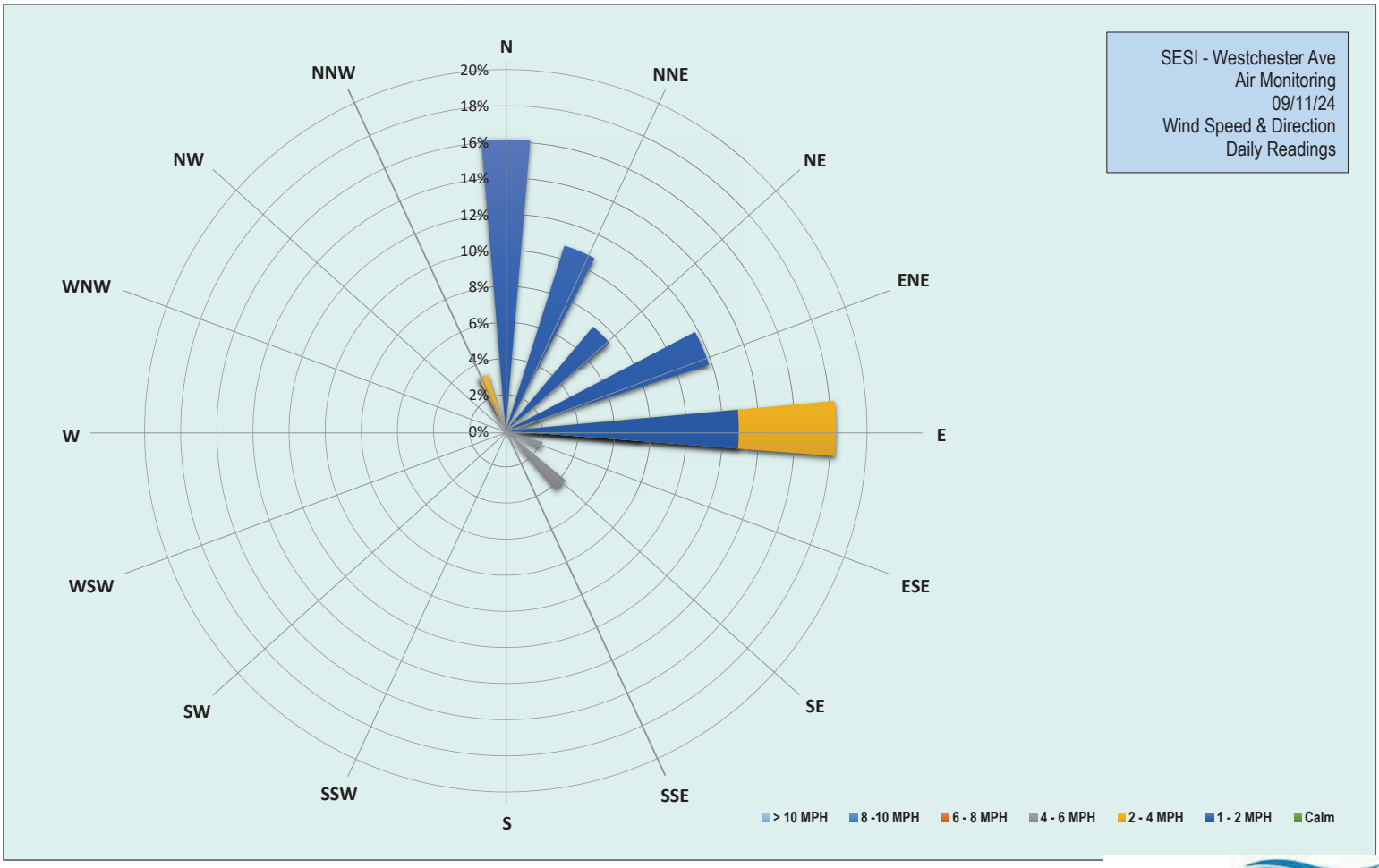

EMILCOTT
A Triumvirate Environmental Company

Grand Union Bowling Alley Site
BCP #360222
150 Westchester Avenue, Port Chester
September 11, 2024

Wednesday, September 11, 2024						
Number of Instances Where Downwind Particulates Exceeds Upwind Particulate + 150 =						0
Number of Comparable Data Points =						444
Start Time:						8:08
End Time:						15:48
PARTICULATE DATA						
Upwind			Downwind			Exceeds Particulate Alarm Limit
Time	Concentration (ug/m^3)	15-Min Avg Concentration (ug/m^3)	Time	Concentration (ug/m^3)	15-Min Avg Concentration (ug/m^3)	
8:08	8.5	-	8:08	-	-	-
8:09	7.0	-	8:09	10.0	-	-
8:10	7.8	-	8:10	7.8	-	-
8:11	13.8	-	8:11	7.0	-	-
8:12	16.3	-	8:12	8.0	-	-
8:13	13.0	-	8:13	7.0	-	-
8:14	15.3	-	8:14	8.3	-	-
8:15	14.0	-	8:15	9.0	-	-
8:16	10.8	-	8:16	8.3	-	-
8:17	15.8	-	8:17	8.3	-	-
8:18	8.8	-	8:18	7.8	-	-
8:19	12.0	-	8:19	37.3	-	-
8:20	11.8	-	8:20	9.3	-	-
8:21	13.0	-	8:21	13.0	-	-
8:22	12.3	-	8:22	12.0	-	-
8:23	11.3	12.2	8:23	8.8	-	-
8:24	10.5	12.4	8:24	8.0	10.6	-
8:25	10.5	12.6	8:25	8.0	10.7	-
8:26	14.3	12.6	8:26	9.5	10.8	-
8:27	15.5	12.6	8:27	9.0	10.9	-
8:28	17.3	12.9	8:28	10.3	11.1	-
8:29	12.5	12.7	8:29	10.5	11.3	-
8:30	9.5	12.4	8:30	9.5	11.3	-
8:31	9.5	12.3	8:31	8.5	11.3	-
8:32	9.0	11.8	8:32	7.0	11.2	-
8:33	8.5	11.8	8:33	8.0	11.2	-
8:34	8.5	11.6	8:34	7.8	9.3	-
8:35	32.3	13.0	8:35	10.8	9.4	-
8:36	17.5	13.3	8:36	12.3	9.3	-
8:37	8.3	13.0	8:37	12.5	9.4	-
8:38	9.0	12.8	8:38	12.0	9.6	-
8:39	8.5	12.7	8:39	10.3	9.7	-
8:40	10.5	12.7	8:40	9.5	9.8	-
8:41	10.0	12.4	8:41	9.8	9.8	-
8:42	9.5	12.0	8:42	10.5	9.9	-
8:43	10.5	11.6	8:43	63.0	13.5	-
8:44	8.8	11.3	8:44	13.3	13.6	-
8:45	12.3	11.5	8:45	13.0	13.9	-
8:46	9.5	11.5	8:46	13.5	14.2	-
8:47	9.5	11.5	8:47	17.5	14.9	-
8:48	11.3	11.7	8:48	11.8	15.2	-

Grand Union Bowling Alley Site
BCP #360222
150 Westchester Avenue, Port Chester
September 11, 2024

PARTICULATE DATA						
Upwind			Downwind			Exceeds Particulate Alarm Limit
Time	Concentration (ug/m^3)	15-Min Avg Concentration (ug/m^3)	Time	Concentration (ug/m^3)	15-Min Avg Concentration (ug/m^3)	
8:49	10.8	11.9	8:49	11.3	15.4	-
8:50	12.0	10.5	8:50	10.3	15.4	-
8:51	11.5	10.1	8:51	12.3	15.4	-
8:52	12.0	10.4	8:52	12.3	15.3	-
8:53	12.5	10.6	8:53	11.3	15.3	-
8:54	11.3	10.8	8:54	12.5	15.4	-
8:55	14.5	11.1	8:55	11.8	15.6	-
8:56	13.5	11.3	8:56	11.5	15.7	-
8:57	12.8	11.5	8:57	31.8	17.1	-
8:58	12.5	11.6	8:58	11.5	13.7	-
8:59	13.5	12.0	8:59	11.8	13.6	-
9:00	14.8	12.1	9:00	12.3	13.5	-
9:01	13.5	12.4	9:01	13.0	13.5	-
9:02	12.8	12.6	9:02	13.3	13.2	-
9:03	12.8	12.7	9:03	15.0	13.4	-
9:04	11.8	12.8	9:04	13.8	13.6	-
9:05	14.0	12.9	9:05	14.0	13.9	-
9:06	14.0	13.1	9:06	15.3	14.1	-
9:07	15.8	13.3	9:07	14.0	14.2	-
9:08	14.8	13.5	9:08	14.8	14.4	-
9:09	14.3	13.7	9:09	14.5	14.5	-
9:10	15.8	13.8	9:10	14.5	14.7	-
9:11	15.3	13.9	9:11	14.8	14.9	-
9:12	15.0	14.0	9:12	15.5	13.9	-
9:13	14.8	14.2	9:13	16.0	14.2	-
9:14	15.0	14.3	9:14	18.3	14.6	-
9:15	15.6	14.3	9:15	17.0	14.9	-
9:16	16.4	14.5	9:16	18.8	15.3	-
9:17	18.0	14.9	9:17	16.5	15.5	-
9:18	16.8	15.1	9:18	15.8	15.6	-
9:19	17.8	15.5	9:19	18.3	15.9	-
9:20	17.6	15.8	9:20	19.0	16.2	-
9:21	17.4	16.0	9:21	19.5	16.5	-
9:22	17.8	16.1	9:22	17.8	16.7	-
9:23	18.8	16.4	9:23	18.5	17.0	-
9:24	18.0	16.7	9:24	18.8	17.3	-
9:25	18.8	16.9	9:25	19.0	17.6	-
9:26	20.2	17.2	9:26	18.5	17.8	-
9:27	19.8	17.5	9:27	20.0	18.1	-
9:28	19.8	17.9	9:28	19.3	18.3	-
9:29	20.6	18.2	9:29	19.8	18.4	-
9:30	23.6	18.8	9:30	20.8	18.7	-
9:31	21.4	19.1	9:31	21.5	18.9	-
9:32	21.4	19.3	9:32	24.3	19.4	-
9:33	22.2	19.7	9:33	33.0	20.5	-
9:34	24.2	20.1	9:34	22.0	20.8	-
9:35	24.0	20.5	9:35	23.0	21.0	-

Grand Union Bowling Alley Site
BCP #360222
150 Westchester Avenue, Port Chester
September 11, 2024

PARTICULATE DATA						
Upwind			Downwind			Exceeds Particulate Alarm Limit
Time	Concentration (ug/m^3)	15-Min Avg Concentration (ug/m^3)	Time	Concentration (ug/m^3)	15-Min Avg Concentration (ug/m^3)	
9:36	24.0	21.0	9:36	20.8	21.1	-
9:37	24.8	21.4	9:37	23.0	21.5	-
9:38	25.4	21.9	9:38	24.5	21.9	-
9:39	25.4	22.4	9:39	23.5	22.2	-
9:40	25.4	22.8	9:40	22.0	22.4	-
9:41	25.4	23.2	9:41	23.3	22.7	-
9:42	25.0	23.5	9:42	23.5	22.9	-
9:43	25.4	23.9	9:43	24.8	23.3	-
9:44	26.8	24.3	9:44	24.3	23.6	-
9:45	26.0	24.5	9:45	25.0	23.9	-
9:46	27.2	24.8	9:46	25.3	24.1	-
9:47	28.2	25.3	9:47	24.8	24.2	-
9:48	30.6	25.9	9:48	26.0	23.7	-
9:49	32.0	26.4	9:49	25.8	24.0	-
9:50	30.0	26.8	9:50	25.0	24.1	-
9:51	29.2	27.1	9:51	28.5	24.6	-
9:52	28.8	27.4	9:52	32.8	25.3	-
9:53	28.4	27.6	9:53	29.5	25.6	-
9:54	28.2	27.8	9:54	25.3	25.7	-
9:55	30.0	28.1	9:55	25.3	25.9	-
9:56	29.4	28.3	9:56	27.3	26.2	-
9:57	29.8	28.7	9:57	25.0	26.3	-
9:58	33.4	29.2	9:58	26.0	26.4	-
9:59	38.8	30.0	9:59	26.8	26.5	-
10:00	35.0	30.6	10:00	26.8	26.7	-
10:01	36.0	31.2	10:01	27.3	26.8	-
10:02	32.2	31.5	10:02	27.0	26.9	-
10:03	32.0	31.5	10:03	26.5	27.0	-
10:04	37.0	31.9	10:04	26.8	27.0	-
10:05	38.4	32.4	10:05	27.3	27.2	-
10:06	38.8	33.1	10:06	26.8	27.1	-
10:07	33.2	33.4	10:07	27.0	26.7	-
10:08	36.8	33.9	10:08	27.8	26.6	-
10:09	35.4	34.4	10:09	27.8	26.7	-
10:10	32.0	34.5	10:10	27.0	26.9	-
10:11	32.0	34.7	10:11	27.0	26.8	-
10:12	35.2	35.1	10:12	29.0	27.1	-
10:13	33.8	35.1	10:13	28.8	27.3	-
10:14	35.4	34.9	10:14	30.3	27.5	-
10:15	32.6	34.7	10:15	28.3	27.6	-
10:16	32.6	34.5	10:16	28.8	27.7	-
10:17	33.6	34.6	10:17	28.8	27.8	-
10:18	36.2	34.9	10:18	29.0	28.0	-
10:19	33.4	34.6	10:19	30.0	28.2	-
10:20	33.0	34.3	10:20	29.8	28.4	-
10:21	32.6	33.9	10:21	30.3	28.6	-
10:22	33.6	33.9	10:22	29.8	28.8	-

Grand Union Bowling Alley Site
BCP #360222
150 Westchester Avenue, Port Chester
September 11, 2024

PARTICULATE DATA						
Upwind			Downwind			Exceeds Particulate Alarm Limit
Time	Concentration (ug/m^3)	15-Min Avg Concentration (ug/m^3)	Time	Concentration (ug/m^3)	15-Min Avg Concentration (ug/m^3)	
10:23	33.6	33.7	10:23	29.3	28.9	-
10:24	33.6	33.5	10:24	29.5	29.0	-
10:25	34.2	33.7	10:25	35.0	29.6	-
10:26	34.4	33.9	10:26	30.5	29.8	-
10:27	35.2	33.9	10:27	29.5	29.8	-
10:28	35.0	33.9	10:28	30.3	29.9	-
10:29	34.4	33.9	10:29	29.5	29.9	-
10:30	36.8	34.1	10:30	29.3	29.9	-
10:31	39.2	34.6	10:31	29.5	30.0	-
10:32	34.0	34.6	10:32	29.8	30.1	-
10:33	33.6	34.4	10:33	31.5	30.2	-
10:34	33.2	34.4	10:34	30.3	30.2	-
10:35	33.8	34.5	10:35	30.3	30.3	-
10:36	34.0	34.6	10:36	30.3	30.3	-
10:37	34.4	34.6	10:37	31.5	30.4	-
10:38	34.6	34.7	10:38	31.3	30.5	-
10:39	34.6	34.8	10:39	32.3	30.7	-
10:40	35.0	34.8	10:40	31.5	30.5	-
10:41	35.6	34.9	10:41	32.3	30.6	-
10:42	38.4	35.1	10:42	32.0	30.8	-
10:43	36.6	35.2	10:43	32.3	30.9	-
10:44	37.0	35.4	10:44	32.0	31.1	-
10:45	37.2	35.4	10:45	43.8	32.0	-
10:46	37.8	35.3	10:46	33.8	32.3	-
10:47	38.0	35.6	10:47	32.5	32.5	-
10:48	45.4	36.4	10:48	33.8	32.6	-
10:49	41.0	36.9	10:49	98.3	37.2	-
10:50	36.8	37.1	10:50	65.8	39.5	-
10:51	37.5	37.3	10:51	70.8	42.2	-
10:52	36.3	37.5	10:52	34.8	42.5	-
10:53	32.3	37.3	10:53	37.3	42.9	-
10:54	56.8	38.8	10:54	37.8	43.2	-
10:55	58.3	40.3	10:55	35.0	43.5	-
10:56	38.0	40.5	10:56	36.0	43.7	-
10:57	39.0	40.5	10:57	36.5	44.0	-
10:58	51.8	41.5	10:58	35.8	44.2	-
10:59	42.8	41.9	10:59	56.3	45.9	-
11:00	38.3	42.0	11:00	52.3	46.4	-
11:01	33.3	41.7	11:01	38.3	46.7	-
11:02	32.8	41.3	11:02	36.0	47.0	-
11:03	33.3	40.5	11:03	35.5	47.1	-
11:04	91.3	43.9	11:04	39.3	43.1	-
11:05	40.3	44.1	11:05	40.5	41.5	-
11:06	41.0	44.3	11:06	36.5	39.2	-
11:07	34.8	44.2	11:07	36.0	39.3	-
11:08	32.8	44.3	11:08	39.3	39.4	-
11:09	35.0	42.8	11:09	39.8	39.5	-

Grand Union Bowling Alley Site
BCP #360222
150 Westchester Avenue, Port Chester
September 11, 2024

PARTICULATE DATA						
Upwind			Downwind			Exceeds Particulate Alarm Limit
Time	Concentration (ug/m^3)	15-Min Avg Concentration (ug/m^3)	Time	Concentration (ug/m^3)	15-Min Avg Concentration (ug/m^3)	
11:10	35.0	41.3	11:10	37.0	39.7	-
11:11	34.3	41.0	11:11	37.5	39.8	-
11:12	33.8	40.7	11:12	39.3	39.9	-
11:13	35.3	39.6	11:13	43.5	40.5	-
11:14	35.0	39.1	11:14	42.5	39.5	-
11:15	36.0	38.9	11:15	77.8	41.2	-
11:16	36.8	39.1	11:16	98.8	45.3	-
11:17	35.3	39.3	11:17	39.0	45.5	-
11:18	35.0	39.4	11:18	49.0	46.4	-
11:19	34.5	35.6	11:19	40.0	46.4	-
11:20	35.0	35.3	11:20	40.5	46.4	-
11:21	35.5	34.9	11:21	39.0	46.6	-
11:22	34.8	34.9	11:22	39.0	46.8	-
11:23	34.5	35.0	11:23	38.8	46.8	-
11:24	36.0	35.1	11:24	38.5	46.7	-
11:25	35.5	35.1	11:25	38.3	46.8	-
11:26	35.8	35.2	11:26	37.8	46.8	-
11:27	34.3	35.3	11:27	36.5	46.6	-
11:28	34.3	35.2	11:28	36.5	46.1	-
11:29	34.5	35.2	11:29	36.0	45.7	-
11:30	34.5	35.1	11:30	38.5	43.1	-
11:31	34.0	34.9	11:31	36.5	38.9	-
11:32	33.5	34.8	11:32	37.3	38.8	-
11:33	35.0	34.8	11:33	38.0	38.1	-
11:34	34.8	34.8	11:34	37.5	37.9	-
11:35	34.0	34.7	11:35	38.5	37.8	-
11:36	37.5	34.9	11:36	38.3	37.7	-
11:37	35.5	34.9	11:37	37.5	37.6	-
11:38	37.0	35.1	11:38	38.5	37.6	-
11:39	34.5	35.0	11:39	38.5	37.6	-
11:40	36.5	35.0	11:40	40.3	37.7	-
11:41	35.5	35.0	11:41	39.5	37.9	-
11:42	34.8	35.1	11:42	40.3	38.1	-
11:43	37.0	35.2	11:43	41.3	38.4	-
11:44	37.5	35.4	11:44	40.8	38.7	-
11:45	37.0	35.6	11:45	40.0	38.8	-
11:46	35.8	35.7	11:46	39.3	39.0	-
11:47	37.8	36.0	11:47	40.5	39.2	-
11:48	41.3	36.4	11:48	40.8	39.4	-
11:49	37.5	36.6	11:49	40.8	39.6	-
11:50	37.0	36.8	11:50	39.8	39.7	-
11:51	36.3	36.7	11:51	39.0	39.8	-
11:52	36.8	36.8	11:52	40.5	40.0	-
11:53	39.5	37.0	11:53	40.5	40.1	-
11:54	38.3	37.2	11:54	39.0	40.1	-
11:55	37.8	37.3	11:55	38.3	40.0	-
11:56	37.3	37.4	11:56	38.0	39.9	-

Grand Union Bowling Alley Site
BCP #360222
150 Westchester Avenue, Port Chester
September 11, 2024

PARTICULATE DATA						
Upwind			Downwind			Exceeds Particulate Alarm Limit
Time	Concentration (ug/m^3)	15-Min Avg Concentration (ug/m^3)	Time	Concentration (ug/m^3)	15-Min Avg Concentration (ug/m^3)	
11:57	36.8	37.6	11:57	38.5	39.8	-
11:58	39.0	37.7	11:58	39.3	39.7	-
11:59	37.0	37.7	11:59	38.5	39.5	-
12:00	36.3	37.6	12:00	39.8	39.5	-
12:01	36.8	37.7	12:01	39.8	39.5	-
12:02	38.5	37.7	12:02	43.8	39.7	-
12:03	37.5	37.5	12:03	40.8	39.7	-
12:04	39.0	37.6	12:04	40.8	39.7	-
12:05	38.8	37.7	12:05	40.8	39.8	-
12:06	40.0	37.9	12:06	40.8	39.9	-
12:07	36.5	37.9	12:07	42.3	40.0	-
12:08	36.5	37.7	12:08	44.0	40.3	-
12:09	36.8	37.6	12:09	43.0	40.5	-
12:10	37.8	37.6	12:10	43.0	40.9	-
12:11	37.0	37.6	12:11	44.0	41.3	-
12:12	39.0	37.8	12:12	42.5	41.5	-
12:13	38.8	37.7	12:13	43.3	41.8	-
12:14	39.3	37.9	12:14	42.5	42.1	-
12:15	38.5	38.0	12:15	42.5	42.2	-
12:16	41.3	38.3	12:16	42.8	42.4	-
12:17	38.8	38.4	12:17	43.0	42.4	-
12:18	40.8	38.6	12:18	44.5	42.6	-
12:19	38.3	38.5	12:19	43.5	42.8	-
12:20	38.0	38.5	12:20	41.5	42.9	-
12:21	38.5	38.4	12:21	41.3	42.9	-
12:22	38.5	38.5	12:22	42.5	42.9	-
12:23	38.8	38.7	12:23	42.5	42.8	-
12:24	38.0	38.7	12:24	41.3	42.7	-
12:25	38.8	38.8	12:25	41.3	42.6	-
12:26	39.8	39.0	12:26	40.3	42.3	-
12:27	40.8	39.1	12:27	40.5	42.2	-
12:28	39.5	39.2	12:28	40.3	42.0	-
12:29	38.3	39.1	12:29	41.3	41.9	-
12:30	38.8	39.1	12:30	40.5	41.8	-
12:31	39.3	39.0	12:31	42.0	41.7	-
12:32	37.8	38.9	12:32	41.0	41.6	-
12:33	39.8	38.8	12:33	41.0	41.4	-
12:34	39.5	38.9	12:34	42.5	41.3	-
12:35	41.5	39.2	12:35	41.8	41.3	-
12:36	40.0	39.3	12:36	41.8	41.4	-
12:37	39.5	39.3	12:37	42.0	41.3	-
12:38	39.0	39.3	12:38	41.8	41.3	-
12:39	39.0	39.4	12:39	42.8	41.4	-
12:40	40.3	39.5	12:40	43.8	41.5	-
12:41	38.8	39.4	12:41	47.5	42.0	-
12:42	38.8	39.3	12:42	44.0	42.3	-
12:43	39.5	39.3	12:43	44.0	42.5	-

Grand Union Bowling Alley Site
BCP #360222
150 Westchester Avenue, Port Chester
September 11, 2024

PARTICULATE DATA						
Upwind			Downwind			Exceeds Particulate Alarm Limit
Time	Concentration (ug/m^3)	15-Min Avg Concentration (ug/m^3)	Time	Concentration (ug/m^3)	15-Min Avg Concentration (ug/m^3)	
12:44	39.0	39.4	12:44	42.8	42.6	-
12:45	40.3	39.5	12:45	45.3	42.9	-
12:46	38.8	39.4	12:46	43.5	43.0	-
12:47	40.8	39.6	12:47	43.3	43.2	-
12:48	39.8	39.6	12:48	44.3	43.4	-
12:49	40.3	39.7	12:49	45.5	43.6	-
12:50	42.8	39.8	12:50	44.0	43.7	-
12:51	40.8	39.8	12:51	45.0	44.0	-
12:52	39.8	39.8	12:52	45.0	44.2	-
12:53	39.5	39.9	12:53	44.8	44.4	-
12:54	39.3	39.9	12:54	51.0	44.9	-
12:55	39.5	39.8	12:55	55.8	45.7	-
12:56	40.5	39.9	12:56	46.8	45.7	-
12:57	40.0	40.0	12:57	49.8	46.0	-
12:58	41.5	40.2	12:58	44.3	46.1	-
12:59	39.8	40.2	12:59	49.8	46.5	-
13:00	39.5	40.2	13:00	49.3	46.8	-
13:01	39.8	40.2	13:01	81.3	49.3	-
13:02	40.3	40.2	13:02	43.8	49.3	-
13:03	40.3	40.2	13:03	46.5	49.5	-
13:04	40.0	40.2	13:04	44.3	49.4	-
13:05	41.8	40.1	13:05	45.8	49.5	-
13:06	42.8	40.3	13:06	43.8	49.4	-
13:07	40.0	40.3	13:07	61.8	50.6	-
13:08	39.8	40.3	13:08	92.5	53.7	-
13:09	52.5	41.2	13:09	44.5	53.3	-
13:10	40.5	41.3	13:10	50.5	53.0	-
13:11	41.3	41.3	13:11	46.5	52.9	-
13:12	79.5	43.9	13:12	46.3	52.7	-
13:13	42.8	44.0	13:13	44.8	52.7	-
13:14	40.3	44.1	13:14	48.3	52.6	-
13:15	41.0	44.2	13:15	45.0	52.4	-
13:16	41.5	44.3	13:16	44.8	49.9	-
13:17	42.8	44.4	13:17	46.3	50.1	-
13:18	43.8	44.7	13:18	45.0	50.0	-
13:19	48.0	45.2	13:19	50.0	50.4	-
13:20	44.5	45.4	13:20	49.3	50.6	-
13:21	44.0	45.5	13:21	48.8	50.9	-
13:22	43.3	45.7	13:22	49.0	50.1	-
13:23	45.5	46.1	13:23	45.0	46.9	-
13:24	43.0	45.4	13:24	47.5	47.1	-
13:25	43.5	45.6	13:25	46.0	46.8	-
13:26	43.0	45.8	13:26	47.3	46.9	-
13:27	43.5	43.4	13:27	46.3	46.9	-
13:28	44.0	43.4	13:28	45.8	46.9	-
13:29	43.3	43.6	13:29	46.0	46.8	-
13:30	43.8	43.8	13:30	49.5	47.1	-

Grand Union Bowling Alley Site
BCP #360222
150 Westchester Avenue, Port Chester
September 11, 2024

PARTICULATE DATA						
Upwind			Downwind			Exceeds Particulate Alarm Limit
Time	Concentration (ug/m^3)	15-Min Avg Concentration (ug/m^3)	Time	Concentration (ug/m^3)	15-Min Avg Concentration (ug/m^3)	
13:31	43.0	43.9	13:31	48.0	47.3	-
13:32	43.5	44.0	13:32	47.3	47.4	-
13:33	44.5	44.0	13:33	47.8	47.6	-
13:34	43.0	43.7	13:34	47.5	47.4	-
13:35	41.8	43.5	13:35	48.0	47.3	-
13:36	42.8	43.4	13:36	47.5	47.2	-
13:37	42.5	43.4	13:37	47.3	47.1	-
13:38	42.0	43.1	13:38	48.3	47.3	-
13:39	43.0	43.1	13:39	48.3	47.4	-
13:40	42.3	43.1	13:40	46.8	47.4	-
13:41	43.3	43.1	13:41	47.5	47.4	-
13:42	42.8	43.0	13:42	49.0	47.6	-
13:43	42.3	42.9	13:43	47.5	47.7	-
13:44	41.0	42.8	13:44	46.8	47.8	-
13:45	45.5	42.9	13:45	53.0	48.0	-
13:46	42.3	42.8	13:46	47.8	48.0	-
13:47	42.5	42.8	13:47	48.3	48.1	-
13:48	41.5	42.6	13:48	47.3	48.0	-
13:49	41.3	42.4	13:49	48.5	48.1	-
13:50	41.0	42.4	13:50	48.8	48.2	-
13:51	41.5	42.3	13:51	48.3	48.2	-
13:52	41.5	42.2	13:52	49.0	48.3	-
13:53	44.0	42.4	13:53	49.8	48.4	-
13:54	40.8	42.2	13:54	51.8	48.7	-
13:55	41.8	42.2	13:55	51.0	48.9	-
13:56	41.8	42.1	13:56	48.3	49.0	-
13:57	41.5	42.0	13:57	52.5	49.2	-
13:58	42.8	42.0	13:58	58.0	49.9	-
13:59	42.3	42.1	13:59	48.8	50.1	-
14:00	42.8	41.9	14:00	48.3	49.7	-
14:01	41.8	41.9	14:01	51.0	50.0	-
14:02	42.3	41.9	14:02	47.5	49.9	-
14:03	41.5	41.9	14:03	48.8	50.0	-
14:04	41.5	41.9	14:04	50.3	50.1	-
14:05	42.3	42.0	14:05	48.0	50.1	-
14:06	44.5	42.2	14:06	50.8	50.2	-
14:07	42.8	42.3	14:07	67.5	51.5	-
14:08	42.3	42.2	14:08	56.3	51.9	-
14:09	43.5	42.3	14:09	60.5	52.5	-
14:10	42.0	42.4	14:10	47.5	52.3	-
14:11	42.5	42.4	14:11	47.3	52.2	-
14:12	42.0	42.4	14:12	49.0	52.0	-
14:13	41.8	42.4	14:13	46.8	51.2	-
14:14	41.5	42.3	14:14	49.3	51.2	-
14:15	44.5	42.4	14:15	48.5	51.3	-
14:16	43.5	42.6	14:16	48.5	51.1	-
14:17	42.5	42.6	14:17	46.8	51.0	-

Grand Union Bowling Alley Site
BCP #360222
150 Westchester Avenue, Port Chester
September 11, 2024

PARTICULATE DATA						
Upwind			Downwind			Exceeds Particulate Alarm Limit
Time	Concentration (ug/m^3)	15-Min Avg Concentration (ug/m^3)	Time	Concentration (ug/m^3)	15-Min Avg Concentration (ug/m^3)	
14:18	43.0	42.7	14:18	47.5	51.0	-
14:19	44.0	42.8	14:19	47.3	50.8	-
14:20	43.8	42.9	14:20	47.3	50.7	-
14:21	41.5	42.7	14:21	56.3	51.1	-
14:22	43.3	42.8	14:22	46.8	49.7	-
14:23	41.8	42.7	14:23	47.8	49.1	-
14:24	41.3	42.6	14:24	48.0	48.3	-
14:25	42.0	42.6	14:25	50.3	48.5	-
14:26	43.5	42.7	14:26	49.0	48.6	-
14:27	45.3	42.9	14:27	48.3	48.5	-
14:28	44.8	43.1	14:28	47.3	48.6	-
14:29	45.0	43.3	14:29	47.5	48.5	-
14:30	43.5	43.2	14:30	48.3	48.4	-
14:31	42.5	43.2	14:31	48.3	48.4	-
14:32	41.5	43.1	14:32	47.8	48.5	-
14:33	41.8	43.0	14:33	46.8	48.4	-
14:34	42.3	42.9	14:34	57.3	49.1	-
14:35	42.0	42.8	14:35	47.0	49.1	-
14:36	42.3	42.8	14:36	47.0	48.5	-
14:37	43.0	42.8	14:37	51.0	48.8	-
14:38	44.0	43.0	14:38	59.8	49.6	-
14:39	43.5	43.1	14:39	47.5	49.5	-
14:40	43.3	43.2	14:40	47.3	49.3	-
14:41	43.0	43.2	14:41	48.0	49.3	-
14:42	44.3	43.1	14:42	46.8	49.2	-
14:43	42.5	43.0	14:43	47.5	49.2	-
14:44	43.3	42.8	14:44	46.8	49.1	-
14:45	42.8	42.8	14:45	46.3	49.0	-
14:46	43.5	42.9	14:46	46.8	48.9	-
14:47	42.5	42.9	14:47	47.0	48.8	-
14:48	44.0	43.1	14:48	47.0	48.9	-
14:49	43.5	43.2	14:49	47.5	48.2	-
14:50	43.0	43.2	14:50	46.8	48.2	-
14:51	42.3	43.2	14:51	46.5	48.2	-
14:52	43.0	43.2	14:52	69.5	49.4	-
14:53	41.5	43.1	14:53	48.8	48.7	-
14:54	42.3	43.0	14:54	55.5	49.2	-
14:55	41.8	42.9	14:55	84.8	51.7	-
14:56	42.5	42.8	14:56	51.8	51.9	-
14:57	42.0	42.7	14:57	50.8	52.2	-
14:58	42.0	42.7	14:58	49.3	52.3	-
14:59	42.8	42.6	14:59	53.8	52.8	-
15:00	42.8	42.6	15:00	63.3	53.9	-
15:01	43.3	42.6	15:01	50.3	54.2	-
15:02	45.0	42.8	15:02	76.0	56.1	-
15:03	42.3	42.7	15:03	49.0	56.2	-
15:04	42.3	42.6	15:04	47.8	56.2	-

Grand Union Bowling Alley Site
BCP #360222
150 Westchester Avenue, Port Chester
September 11, 2024

PARTICULATE DATA						
Upwind			Downwind			Exceeds Particulate Alarm Limit
Time	Concentration (ug/m^3)	15-Min Avg Concentration (ug/m^3)	Time	Concentration (ug/m^3)	15-Min Avg Concentration (ug/m^3)	
15:05	42.0	42.5	15:05	53.8	56.7	-
15:06	42.3	42.5	15:06	50.8	57.0	-
15:07	47.3	42.8	15:07	47.5	55.5	-
15:08	42.8	42.9	15:08	55.5	56.0	-
15:09	43.0	42.9	15:09	49.8	55.6	-
15:10	43.8	43.1	15:10	47.8	53.1	-
15:11	42.5	43.1	15:11	64.0	53.9	-
15:12	42.0	43.1	15:12	53.0	54.1	-
15:13	42.0	43.1	15:13	50.3	54.2	-
15:14	42.8	43.1	15:14	47.3	53.7	-
15:15	42.5	43.0	15:15	47.8	52.7	-
15:16	42.8	43.0	15:16	48.0	52.5	-
15:17	43.0	42.9	15:17	47.5	50.6	-
15:18	42.5	42.9	15:18	47.3	50.5	-
15:19	42.3	42.9	15:19	70.8	52.1	-
15:20	42.0	42.9	15:20	99.0	55.1	-
15:21	44.3	43.0	15:21	54.5	55.3	-
15:22	42.5	42.7	15:22	66.3	56.6	-
15:23	42.3	42.7	15:23	64.8	57.2	-
15:24	41.8	42.6	15:24	55.3	57.6	-
15:25	42.8	42.5	15:25	52.5	57.9	-
15:26	43.0	42.6	15:26	54.0	57.2	-
15:27	42.0	42.6	15:27	53.8	57.3	-
15:28	42.0	42.6	15:28	51.8	57.4	-
15:29	42.0	42.5	15:29	50.3	57.6	-
15:30	42.8	42.5	15:30	67.0	58.8	-
15:31	43.0	42.5	15:31	59.0	59.6	-
15:32	42.3	42.5	15:32	47.5	59.6	-
15:33	42.5	42.5	15:33	60.0	60.4	-
15:34	43.3	42.6	15:34	101.5	62.5	-
15:35	42.3	42.6	15:35	52.0	59.3	-
15:36	43.5	42.5	15:36	71.8	60.5	-
15:37	43.8	42.6	15:37	70.0	60.7	-
15:38	42.5	42.6	15:38	64.0	60.7	-
15:39	44.3	42.8	15:39	51.8	60.5	-
15:40	44.5	42.9	15:40	48.0	60.2	-
15:41	42.8	42.9	15:41	48.5	59.8	-
15:42	42.8	42.9	15:42	48.8	59.5	-
15:43	43.5	43.0	15:43	48.5	59.2	-
15:44	43.8	43.2	15:44	58.0	59.8	-
15:45	43.3	43.2	15:45	54.8	58.9	-
15:46	44.3	43.3	15:46	71.8	59.8	-
15:47	43.5	43.4	15:47	49.0	59.9	-
15:48	44.8	43.5	15:48	-	-	-

Grand Union Bowling Alley Site
BCP #360222
150 Westchester Avenue, Port Chester
September 11, 2024

Wednesday, September 11, 2024						
Number of Instances Where Downwind VOCs Exceeds Upwind VOCs + 5 =						0
Number of Comparable Data Points =						444
Start Time:						8:08
End Time:						15:48
PID DATA						
Upwind			Downwind			
Time	Concentration (ppm)	15-Min Avg Concentration (ppm)	Time	Concentration (ppm)	15-Min Avg Concentration (ppm)	Exceeds VOC Alarm Limit
8:08	0.0	-	8:08	-	-	-
8:09	0.0	-	8:09	0.0	-	-
8:10	0.0	-	8:10	0.0	-	-
8:11	0.0	-	8:11	0.0	-	-
8:12	0.0	-	8:12	0.0	-	-
8:13	0.0	-	8:13	0.0	-	-
8:14	0.0	-	8:14	0.0	-	-
8:15	0.0	-	8:15	0.0	-	-
8:16	0.0	-	8:16	0.0	-	-
8:17	0.0	-	8:17	0.0	-	-
8:18	0.0	-	8:18	0.0	-	-
8:19	0.0	-	8:19	0.0	-	-
8:20	0.0	-	8:20	0.0	-	-
8:21	0.0	-	8:21	0.0	-	-
8:22	0.0	-	8:22	0.0	-	-
8:23	0.0	0.0	8:23	0.0	-	-
8:24	0.0	0.0	8:24	0.0	0.0	-
8:25	0.0	0.0	8:25	0.0	0.0	-
8:26	0.0	0.0	8:26	0.0	0.0	-
8:27	0.0	0.0	8:27	0.0	0.0	-
8:28	0.0	0.0	8:28	0.0	0.0	-
8:29	0.0	0.0	8:29	0.0	0.0	-
8:30	0.0	0.0	8:30	0.0	0.0	-
8:31	0.0	0.0	8:31	0.0	0.0	-
8:32	0.0	0.0	8:32	0.0	0.0	-
8:33	0.0	0.0	8:33	0.0	0.0	-
8:34	0.0	0.0	8:34	0.0	0.0	-
8:35	0.0	0.0	8:35	0.0	0.0	-
8:36	0.0	0.0	8:36	0.0	0.0	-
8:37	0.0	0.0	8:37	0.0	0.0	-
8:38	0.0	0.0	8:38	0.0	0.0	-
8:39	0.0	0.0	8:39	0.0	0.0	-
8:40	0.0	0.0	8:40	0.0	0.0	-
8:41	0.0	0.0	8:41	0.0	0.0	-
8:42	0.0	0.0	8:42	0.0	0.0	-
8:43	0.0	0.0	8:43	0.0	0.0	-
8:44	0.0	0.0	8:44	0.0	0.0	-
8:45	0.0	0.0	8:45	0.0	0.0	-
8:46	0.0	0.0	8:46	0.0	0.0	-
8:47	0.0	0.0	8:47	0.0	0.0	-
8:48	0.0	0.0	8:48	0.0	0.0	-
8:49	0.0	0.0	8:49	0.0	0.0	-

Grand Union Bowling Alley Site
BCP #360222
150 Westchester Avenue, Port Chester
September 11, 2024

PID DATA						
Upwind			Downwind			
Time	Concentration (ppm)	15-Min Avg Concentration (ppm)	Time	Concentration (ppm)	15-Min Avg Concentration (ppm)	Exceeds VOC Alarm Limit
8:50	0.0	0.0	8:50	0.0	0.0	-
8:51	0.0	0.0	8:51	0.0	0.0	-
8:52	0.0	0.0	8:52	0.0	0.0	-
8:53	0.0	0.0	8:53	0.0	0.0	-
8:54	0.0	0.0	8:54	0.0	0.0	-
8:55	0.0	0.0	8:55	0.0	0.0	-
8:56	0.0	0.0	8:56	0.0	0.0	-
8:57	0.0	0.0	8:57	0.0	0.0	-
8:58	0.0	0.0	8:58	0.0	0.0	-
8:59	0.0	0.0	8:59	0.0	0.0	-
9:00	0.0	0.0	9:00	0.0	0.0	-
9:01	0.0	0.0	9:01	0.0	0.0	-
9:02	0.0	0.0	9:02	0.0	0.0	-
9:03	0.0	0.0	9:03	0.0	0.0	-
9:04	0.0	0.0	9:04	0.0	0.0	-
9:05	0.0	0.0	9:05	0.0	0.0	-
9:06	0.0	0.0	9:06	0.0	0.0	-
9:07	0.0	0.0	9:07	0.0	0.0	-
9:08	0.0	0.0	9:08	0.0	0.0	-
9:09	0.0	0.0	9:09	0.0	0.0	-
9:10	0.0	0.0	9:10	0.0	0.0	-
9:11	0.0	0.0	9:11	0.0	0.0	-
9:12	0.0	0.0	9:12	0.0	0.0	-
9:13	0.0	0.0	9:13	0.0	0.0	-
9:14	0.0	0.0	9:14	0.0	0.0	-
9:15	0.0	0.0	9:15	0.0	0.0	-
9:16	0.0	0.0	9:16	0.0	0.0	-
9:17	0.0	0.0	9:17	0.0	0.0	-
9:18	0.0	0.0	9:18	0.0	0.0	-
9:19	0.0	0.0	9:19	0.0	0.0	-
9:20	0.0	0.0	9:20	0.0	0.0	-
9:21	0.0	0.0	9:21	0.0	0.0	-
9:22	0.0	0.0	9:22	0.0	0.0	-
9:23	0.0	0.0	9:23	0.0	0.0	-
9:24	0.0	0.0	9:24	0.0	0.0	-
9:25	0.0	0.0	9:25	0.0	0.0	-
9:26	0.0	0.0	9:26	0.0	0.0	-
9:27	0.0	0.0	9:27	0.0	0.0	-
9:28	0.0	0.0	9:28	0.0	0.0	-
9:29	0.0	0.0	9:29	0.0	0.0	-
9:30	0.0	0.0	9:30	0.0	0.0	-
9:31	0.0	0.0	9:31	0.0	0.0	-
9:32	0.0	0.0	9:32	0.0	0.0	-
9:33	0.0	0.0	9:33	0.0	0.0	-
9:34	0.0	0.0	9:34	0.0	0.0	-
9:35	0.0	0.0	9:35	0.0	0.0	-
9:36	0.0	0.0	9:36	0.0	0.0	-
9:37	0.0	0.0	9:37	0.0	0.0	-

Grand Union Bowling Alley Site
BCP #360222
150 Westchester Avenue, Port Chester
September 11, 2024

PID DATA						
Upwind			Downwind			
Time	Concentration (ppm)	15-Min Avg Concentration (ppm)	Time	Concentration (ppm)	15-Min Avg Concentration (ppm)	Exceeds VOC Alarm Limit
9:38	0.0	0.0	9:38	0.0	0.0	-
9:39	0.0	0.0	9:39	0.0	0.0	-
9:40	0.0	0.0	9:40	0.0	0.0	-
9:41	0.0	0.0	9:41	0.0	0.0	-
9:42	0.0	0.0	9:42	0.0	0.0	-
9:43	0.0	0.0	9:43	0.0	0.0	-
9:44	0.0	0.0	9:44	0.0	0.0	-
9:45	0.0	0.0	9:45	0.0	0.0	-
9:46	0.0	0.0	9:46	0.0	0.0	-
9:47	0.0	0.0	9:47	0.0	0.0	-
9:48	0.0	0.0	9:48	0.0	0.0	-
9:49	0.0	0.0	9:49	0.0	0.0	-
9:50	0.0	0.0	9:50	0.0	0.0	-
9:51	0.0	0.0	9:51	0.0	0.0	-
9:52	0.0	0.0	9:52	0.0	0.0	-
9:53	0.0	0.0	9:53	0.0	0.0	-
9:54	0.0	0.0	9:54	0.0	0.0	-
9:55	0.0	0.0	9:55	0.0	0.0	-
9:56	0.0	0.0	9:56	0.0	0.0	-
9:57	0.0	0.0	9:57	0.0	0.0	-
9:58	0.0	0.0	9:58	0.0	0.0	-
9:59	0.0	0.0	9:59	0.0	0.0	-
10:00	0.0	0.0	10:00	0.0	0.0	-
10:01	0.0	0.0	10:01	0.0	0.0	-
10:02	0.0	0.0	10:02	0.0	0.0	-
10:03	0.0	0.0	10:03	0.0	0.0	-
10:04	0.0	0.0	10:04	0.0	0.0	-
10:05	0.0	0.0	10:05	0.0	0.0	-
10:06	0.0	0.0	10:06	0.0	0.0	-
10:07	0.0	0.0	10:07	0.0	0.0	-
10:08	0.0	0.0	10:08	0.0	0.0	-
10:09	0.0	0.0	10:09	0.0	0.0	-
10:10	0.0	0.0	10:10	0.0	0.0	-
10:11	0.0	0.0	10:11	0.0	0.0	-
10:12	0.0	0.0	10:12	0.0	0.0	-
10:13	0.0	0.0	10:13	0.0	0.0	-
10:14	0.0	0.0	10:14	0.0	0.0	-
10:15	0.0	0.0	10:15	0.0	0.0	-
10:16	0.0	0.0	10:16	0.0	0.0	-
10:17	0.0	0.0	10:17	0.0	0.0	-
10:18	0.0	0.0	10:18	0.0	0.0	-
10:19	0.0	0.0	10:19	0.0	0.0	-
10:20	0.0	0.0	10:20	0.0	0.0	-
10:21	0.0	0.0	10:21	0.0	0.0	-
10:22	0.0	0.0	10:22	0.0	0.0	-
10:23	0.0	0.0	10:23	0.0	0.0	-
10:24	0.0	0.0	10:24	0.0	0.0	-
10:25	0.0	0.0	10:25	0.0	0.0	-

Grand Union Bowling Alley Site
BCP #360222
150 Westchester Avenue, Port Chester
September 11, 2024

PID DATA						
Upwind			Downwind			
Time	Concentration (ppm)	15-Min Avg Concentration (ppm)	Time	Concentration (ppm)	15-Min Avg Concentration (ppm)	Exceeds VOC Alarm Limit
10:26	0.0	0.0	10:26	0.0	0.0	-
10:27	0.0	0.0	10:27	0.0	0.0	-
10:28	0.0	0.0	10:28	0.0	0.0	-
10:29	0.0	0.0	10:29	0.0	0.0	-
10:30	0.0	0.0	10:30	0.0	0.0	-
10:31	0.0	0.0	10:31	0.0	0.0	-
10:32	0.0	0.0	10:32	0.0	0.0	-
10:33	0.0	0.0	10:33	0.0	0.0	-
10:34	0.0	0.0	10:34	0.0	0.0	-
10:35	0.0	0.0	10:35	0.0	0.0	-
10:36	0.0	0.0	10:36	0.0	0.0	-
10:37	0.0	0.0	10:37	0.0	0.0	-
10:38	0.0	0.0	10:38	0.0	0.0	-
10:39	0.0	0.0	10:39	0.0	0.0	-
10:40	0.0	0.0	10:40	0.0	0.0	-
10:41	0.0	0.0	10:41	0.0	0.0	-
10:42	0.0	0.0	10:42	0.0	0.0	-
10:43	0.0	0.0	10:43	0.0	0.0	-
10:44	0.0	0.0	10:44	0.0	0.0	-
10:45	0.0	0.0	10:45	0.0	0.0	-
10:46	0.0	0.0	10:46	0.0	0.0	-
10:47	0.0	0.0	10:47	0.0	0.0	-
10:48	0.0	0.0	10:48	0.0	0.0	-
10:49	0.0	0.0	10:49	0.0	0.0	-
10:50	0.0	0.0	10:50	0.0	0.0	-
10:51	0.0	0.0	10:51	0.0	0.0	-
10:52	0.0	0.0	10:52	0.0	0.0	-
10:53	0.0	0.0	10:53	0.0	0.0	-
10:54	0.0	0.0	10:54	0.0	0.0	-
10:55	0.0	0.0	10:55	0.0	0.0	-
10:56	0.0	0.0	10:56	0.0	0.0	-
10:57	0.0	0.0	10:57	0.0	0.0	-
10:58	0.0	0.0	10:58	0.0	0.0	-
10:59	0.0	0.0	10:59	0.0	0.0	-
11:00	0.0	0.0	11:00	0.0	0.0	-
11:01	0.0	0.0	11:01	0.0	0.0	-
11:02	0.0	0.0	11:02	0.0	0.0	-
11:03	0.0	0.0	11:03	0.0	0.0	-
11:04	0.0	0.0	11:04	0.0	0.0	-
11:05	0.0	0.0	11:05	0.0	0.0	-
11:06	0.0	0.0	11:06	0.0	0.0	-
11:07	0.0	0.0	11:07	0.0	0.0	-
11:08	0.0	0.0	11:08	0.0	0.0	-
11:09	0.0	0.0	11:09	0.0	0.0	-
11:10	0.0	0.0	11:10	0.0	0.0	-
11:11	0.0	0.0	11:11	0.0	0.0	-
11:12	0.0	0.0	11:12	0.0	0.0	-
11:13	0.0	0.0	11:13	0.0	0.0	-

Grand Union Bowling Alley Site
BCP #360222
150 Westchester Avenue, Port Chester
September 11, 2024

PID DATA						
Upwind			Downwind			
Time	Concentration (ppm)	15-Min Avg Concentration (ppm)	Time	Concentration (ppm)	15-Min Avg Concentration (ppm)	Exceeds VOC Alarm Limit
11:14	0.0	0.0	11:14	0.0	0.0	-
11:15	0.0	0.0	11:15	0.0	0.0	-
11:16	0.0	0.0	11:16	0.0	0.0	-
11:17	0.0	0.0	11:17	0.0	0.0	-
11:18	0.0	0.0	11:18	0.0	0.0	-
11:19	0.0	0.0	11:19	0.0	0.0	-
11:20	0.0	0.0	11:20	0.0	0.0	-
11:21	0.0	0.0	11:21	0.0	0.0	-
11:22	0.0	0.0	11:22	0.0	0.0	-
11:23	0.0	0.0	11:23	0.0	0.0	-
11:24	0.0	0.0	11:24	0.0	0.0	-
11:25	0.0	0.0	11:25	0.0	0.0	-
11:26	0.0	0.0	11:26	0.0	0.0	-
11:27	0.0	0.0	11:27	0.0	0.0	-
11:28	0.0	0.0	11:28	0.0	0.0	-
11:29	0.0	0.0	11:29	0.0	0.0	-
11:30	0.0	0.0	11:30	0.0	0.0	-
11:31	0.0	0.0	11:31	0.0	0.0	-
11:32	0.0	0.0	11:32	0.0	0.0	-
11:33	0.0	0.0	11:33	0.0	0.0	-
11:34	0.0	0.0	11:34	0.0	0.0	-
11:35	0.0	0.0	11:35	0.0	0.0	-
11:36	0.0	0.0	11:36	0.0	0.0	-
11:37	0.0	0.0	11:37	0.0	0.0	-
11:38	0.0	0.0	11:38	0.0	0.0	-
11:39	0.0	0.0	11:39	0.0	0.0	-
11:40	0.0	0.0	11:40	0.0	0.0	-
11:41	0.0	0.0	11:41	0.0	0.0	-
11:42	0.0	0.0	11:42	0.0	0.0	-
11:43	0.0	0.0	11:43	0.0	0.0	-
11:44	0.0	0.0	11:44	0.0	0.0	-
11:45	0.0	0.0	11:45	0.0	0.0	-
11:46	0.0	0.0	11:46	0.0	0.0	-
11:47	0.0	0.0	11:47	0.0	0.0	-
11:48	0.0	0.0	11:48	0.0	0.0	-
11:49	0.0	0.0	11:49	0.0	0.0	-
11:50	0.0	0.0	11:50	0.0	0.0	-
11:51	0.0	0.0	11:51	0.0	0.0	-
11:52	0.0	0.0	11:52	0.0	0.0	-
11:53	0.0	0.0	11:53	0.0	0.0	-
11:54	0.0	0.0	11:54	0.0	0.0	-
11:55	0.0	0.0	11:55	0.0	0.0	-
11:56	0.0	0.0	11:56	0.0	0.0	-
11:57	0.0	0.0	11:57	0.0	0.0	-
11:58	0.0	0.0	11:58	0.0	0.0	-
11:59	0.0	0.0	11:59	0.0	0.0	-
12:00	0.0	0.0	12:00	0.0	0.0	-
12:01	0.0	0.0	12:01	0.0	0.0	-

Grand Union Bowling Alley Site
BCP #360222
150 Westchester Avenue, Port Chester
September 11, 2024

PID DATA						
Upwind			Downwind			
Time	Concentration (ppm)	15-Min Avg Concentration (ppm)	Time	Concentration (ppm)	15-Min Avg Concentration (ppm)	Exceeds VOC Alarm Limit
12:02	0.0	0.0	12:02	0.0	0.0	-
12:03	0.0	0.0	12:03	0.0	0.0	-
12:04	0.0	0.0	12:04	0.0	0.0	-
12:05	0.0	0.0	12:05	0.0	0.0	-
12:06	0.0	0.0	12:06	0.0	0.0	-
12:07	0.0	0.0	12:07	0.0	0.0	-
12:08	0.0	0.0	12:08	0.0	0.0	-
12:09	0.0	0.0	12:09	0.0	0.0	-
12:10	0.0	0.0	12:10	0.0	0.0	-
12:11	0.0	0.0	12:11	0.0	0.0	-
12:12	0.0	0.0	12:12	0.0	0.0	-
12:13	0.0	0.0	12:13	0.0	0.0	-
12:14	0.0	0.0	12:14	0.0	0.0	-
12:15	0.0	0.0	12:15	0.0	0.0	-
12:16	0.0	0.0	12:16	0.0	0.0	-
12:17	0.0	0.0	12:17	0.0	0.0	-
12:18	0.0	0.0	12:18	0.0	0.0	-
12:19	0.0	0.0	12:19	0.0	0.0	-
12:20	0.0	0.0	12:20	0.0	0.0	-
12:21	0.0	0.0	12:21	0.0	0.0	-
12:22	0.0	0.0	12:22	0.0	0.0	-
12:23	0.0	0.0	12:23	0.0	0.0	-
12:24	0.0	0.0	12:24	0.0	0.0	-
12:25	0.0	0.0	12:25	0.0	0.0	-
12:26	0.0	0.0	12:26	0.0	0.0	-
12:27	0.0	0.0	12:27	0.0	0.0	-
12:28	0.0	0.0	12:28	0.0	0.0	-
12:29	0.0	0.0	12:29	0.0	0.0	-
12:30	0.0	0.0	12:30	0.0	0.0	-
12:31	0.0	0.0	12:31	0.0	0.0	-
12:32	0.0	0.0	12:32	0.0	0.0	-
12:33	0.0	0.0	12:33	0.0	0.0	-
12:34	0.0	0.0	12:34	0.0	0.0	-
12:35	0.0	0.0	12:35	0.0	0.0	-
12:36	0.0	0.0	12:36	0.0	0.0	-
12:37	0.0	0.0	12:37	0.0	0.0	-
12:38	0.0	0.0	12:38	0.0	0.0	-
12:39	0.0	0.0	12:39	0.0	0.0	-
12:40	0.0	0.0	12:40	0.0	0.0	-
12:41	0.0	0.0	12:41	0.0	0.0	-
12:42	0.0	0.0	12:42	0.0	0.0	-
12:43	0.0	0.0	12:43	0.0	0.0	-
12:44	0.0	0.0	12:44	0.0	0.0	-
12:45	0.0	0.0	12:45	0.0	0.0	-
12:46	0.0	0.0	12:46	0.0	0.0	-
12:47	0.0	0.0	12:47	0.0	0.0	-
12:48	0.0	0.0	12:48	0.0	0.0	-
12:49	0.0	0.0	12:49	0.0	0.0	-

Grand Union Bowling Alley Site
BCP #360222
150 Westchester Avenue, Port Chester
September 11, 2024

PID DATA						
Upwind			Downwind			
Time	Concentration (ppm)	15-Min Avg Concentration (ppm)	Time	Concentration (ppm)	15-Min Avg Concentration (ppm)	Exceeds VOC Alarm Limit
12:50	0.0	0.0	12:50	0.0	0.0	-
12:51	0.0	0.0	12:51	0.0	0.0	-
12:52	0.0	0.0	12:52	0.0	0.0	-
12:53	0.0	0.0	12:53	0.0	0.0	-
12:54	0.0	0.0	12:54	0.0	0.0	-
12:55	0.0	0.0	12:55	0.0	0.0	-
12:56	0.0	0.0	12:56	0.0	0.0	-
12:57	0.0	0.0	12:57	0.0	0.0	-
12:58	0.0	0.0	12:58	0.0	0.0	-
12:59	0.0	0.0	12:59	0.0	0.0	-
13:00	0.0	0.0	13:00	0.0	0.0	-
13:01	0.0	0.0	13:01	0.0	0.0	-
13:02	0.0	0.0	13:02	0.0	0.0	-
13:03	0.0	0.0	13:03	0.0	0.0	-
13:04	0.0	0.0	13:04	0.0	0.0	-
13:05	0.0	0.0	13:05	0.0	0.0	-
13:06	0.0	0.0	13:06	0.0	0.0	-
13:07	0.0	0.0	13:07	0.0	0.0	-
13:08	0.0	0.0	13:08	0.0	0.0	-
13:09	0.0	0.0	13:09	0.0	0.0	-
13:10	0.0	0.0	13:10	0.0	0.0	-
13:11	0.0	0.0	13:11	0.0	0.0	-
13:12	0.0	0.0	13:12	0.0	0.0	-
13:13	0.0	0.0	13:13	0.0	0.0	-
13:14	0.0	0.0	13:14	0.0	0.0	-
13:15	0.0	0.0	13:15	0.0	0.0	-
13:16	0.0	0.0	13:16	0.0	0.0	-
13:17	0.0	0.0	13:17	0.0	0.0	-
13:18	0.0	0.0	13:18	0.0	0.0	-
13:19	0.0	0.0	13:19	0.0	0.0	-
13:20	0.0	0.0	13:20	0.0	0.0	-
13:21	0.0	0.0	13:21	0.0	0.0	-
13:22	0.0	0.0	13:22	0.0	0.0	-
13:23	0.0	0.0	13:23	0.0	0.0	-
13:24	0.0	0.0	13:24	0.0	0.0	-
13:25	0.0	0.0	13:25	0.0	0.0	-
13:26	0.0	0.0	13:26	0.0	0.0	-
13:27	0.0	0.0	13:27	0.0	0.0	-
13:28	0.0	0.0	13:28	0.0	0.0	-
13:29	0.0	0.0	13:29	0.0	0.0	-
13:30	0.0	0.0	13:30	0.0	0.0	-
13:31	0.0	0.0	13:31	0.0	0.0	-
13:32	0.0	0.0	13:32	0.0	0.0	-
13:33	0.0	0.0	13:33	0.0	0.0	-
13:34	0.0	0.0	13:34	0.0	0.0	-
13:35	0.0	0.0	13:35	0.0	0.0	-
13:36	0.0	0.0	13:36	0.0	0.0	-
13:37	0.0	0.0	13:37	0.0	0.0	-

Grand Union Bowling Alley Site
BCP #360222
150 Westchester Avenue, Port Chester
September 11, 2024

PID DATA						
Upwind			Downwind			
Time	Concentration (ppm)	15-Min Avg Concentration (ppm)	Time	Concentration (ppm)	15-Min Avg Concentration (ppm)	Exceeds VOC Alarm Limit
13:38	0.0	0.0	13:38	0.0	0.0	-
13:39	0.0	0.0	13:39	0.0	0.0	-
13:40	0.0	0.0	13:40	0.0	0.0	-
13:41	0.0	0.0	13:41	0.0	0.0	-
13:42	0.0	0.0	13:42	0.0	0.0	-
13:43	0.0	0.0	13:43	0.0	0.0	-
13:44	0.0	0.0	13:44	0.0	0.0	-
13:45	0.0	0.0	13:45	0.0	0.0	-
13:46	0.0	0.0	13:46	0.0	0.0	-
13:47	0.0	0.0	13:47	0.0	0.0	-
13:48	0.0	0.0	13:48	0.0	0.0	-
13:49	0.0	0.0	13:49	0.0	0.0	-
13:50	0.0	0.0	13:50	0.0	0.0	-
13:51	0.0	0.0	13:51	0.0	0.0	-
13:52	0.0	0.0	13:52	0.0	0.0	-
13:53	0.0	0.0	13:53	0.0	0.0	-
13:54	0.0	0.0	13:54	0.0	0.0	-
13:55	0.0	0.0	13:55	0.0	0.0	-
13:56	0.0	0.0	13:56	0.0	0.0	-
13:57	0.0	0.0	13:57	0.0	0.0	-
13:58	0.0	0.0	13:58	0.0	0.0	-
13:59	0.0	0.0	13:59	0.0	0.0	-
14:00	0.0	0.0	14:00	0.0	0.0	-
14:01	0.0	0.0	14:01	0.0	0.0	-
14:02	0.0	0.0	14:02	0.0	0.0	-
14:03	0.0	0.0	14:03	0.0	0.0	-
14:04	0.0	0.0	14:04	0.0	0.0	-
14:05	0.0	0.0	14:05	0.0	0.0	-
14:06	0.0	0.0	14:06	0.0	0.0	-
14:07	0.0	0.0	14:07	0.0	0.0	-
14:08	0.0	0.0	14:08	0.0	0.0	-
14:09	0.0	0.0	14:09	0.0	0.0	-
14:10	0.0	0.0	14:10	0.0	0.0	-
14:11	0.0	0.0	14:11	0.0	0.0	-
14:12	0.0	0.0	14:12	0.0	0.0	-
14:13	0.0	0.0	14:13	0.0	0.0	-
14:14	0.0	0.0	14:14	0.0	0.0	-
14:15	0.0	0.0	14:15	0.0	0.0	-
14:16	0.0	0.0	14:16	0.0	0.0	-
14:17	0.0	0.0	14:17	0.0	0.0	-
14:18	0.0	0.0	14:18	0.0	0.0	-
14:19	0.0	0.0	14:19	0.0	0.0	-
14:20	0.0	0.0	14:20	0.0	0.0	-
14:21	0.0	0.0	14:21	0.0	0.0	-
14:22	0.0	0.0	14:22	0.0	0.0	-
14:23	0.0	0.0	14:23	0.0	0.0	-
14:24	0.0	0.0	14:24	0.0	0.0	-
14:25	0.0	0.0	14:25	0.0	0.0	-

Grand Union Bowling Alley Site
BCP #360222
150 Westchester Avenue, Port Chester
September 11, 2024

PID DATA						
Upwind			Downwind			
Time	Concentration (ppm)	15-Min Avg Concentration (ppm)	Time	Concentration (ppm)	15-Min Avg Concentration (ppm)	Exceeds VOC Alarm Limit
14:26	0.0	0.0	14:26	0.0	0.0	-
14:27	0.0	0.0	14:27	0.0	0.0	-
14:28	0.0	0.0	14:28	0.0	0.0	-
14:29	0.0	0.0	14:29	0.0	0.0	-
14:30	0.0	0.0	14:30	0.0	0.0	-
14:31	0.0	0.0	14:31	0.0	0.0	-
14:32	0.0	0.0	14:32	0.0	0.0	-
14:33	0.0	0.0	14:33	0.0	0.0	-
14:34	0.0	0.0	14:34	0.0	0.0	-
14:35	0.0	0.0	14:35	0.0	0.0	-
14:36	0.0	0.0	14:36	0.0	0.0	-
14:37	0.0	0.0	14:37	0.0	0.0	-
14:38	0.0	0.0	14:38	0.0	0.0	-
14:39	0.0	0.0	14:39	0.0	0.0	-
14:40	0.0	0.0	14:40	0.0	0.0	-
14:41	0.0	0.0	14:41	0.0	0.0	-
14:42	0.0	0.0	14:42	0.0	0.0	-
14:43	0.0	0.0	14:43	0.0	0.0	-
14:44	0.0	0.0	14:44	0.0	0.0	-
14:45	0.0	0.0	14:45	0.0	0.0	-
14:46	0.0	0.0	14:46	0.0	0.0	-
14:47	0.0	0.0	14:47	0.0	0.0	-
14:48	0.0	0.0	14:48	0.0	0.0	-
14:49	0.0	0.0	14:49	0.0	0.0	-
14:50	0.0	0.0	14:50	0.0	0.0	-
14:51	0.0	0.0	14:51	0.0	0.0	-
14:52	0.0	0.0	14:52	0.0	0.0	-
14:53	0.0	0.0	14:53	0.0	0.0	-
14:54	0.0	0.0	14:54	0.0	0.0	-
14:55	0.0	0.0	14:55	0.0	0.0	-
14:56	0.0	0.0	14:56	0.0	0.0	-
14:57	0.0	0.0	14:57	0.0	0.0	-
14:58	0.0	0.0	14:58	0.0	0.0	-
14:59	0.0	0.0	14:59	0.0	0.0	-
15:00	0.0	0.0	15:00	0.0	0.0	-
15:01	0.0	0.0	15:01	0.0	0.0	-
15:02	0.0	0.0	15:02	0.0	0.0	-
15:03	0.0	0.0	15:03	0.0	0.0	-
15:04	0.0	0.0	15:04	0.0	0.0	-
15:05	0.0	0.0	15:05	0.0	0.0	-
15:06	0.0	0.0	15:06	0.0	0.0	-
15:07	0.0	0.0	15:07	0.0	0.0	-
15:08	0.0	0.0	15:08	0.0	0.0	-
15:09	0.0	0.0	15:09	0.0	0.0	-
15:10	0.0	0.0	15:10	0.0	0.0	-
15:11	0.0	0.0	15:11	0.0	0.0	-
15:12	0.0	0.0	15:12	0.0	0.0	-
15:13	0.0	0.0	15:13	0.0	0.0	-

Grand Union Bowling Alley Site
BCP #360222
150 Westchester Avenue, Port Chester
September 11, 2024

PID DATA						
Upwind			Downwind			
Time	Concentration (ppm)	15-Min Avg Concentration (ppm)	Time	Concentration (ppm)	15-Min Avg Concentration (ppm)	Exceeds VOC Alarm Limit
15:14	0.0	0.0	15:14	0.0	0.0	-
15:15	0.0	0.0	15:15	0.0	0.0	-
15:16	0.0	0.0	15:16	0.0	0.0	-
15:17	0.0	0.0	15:17	0.0	0.0	-
15:18	0.0	0.0	15:18	0.0	0.0	-
15:19	0.0	0.0	15:19	0.0	0.0	-
15:20	0.0	0.0	15:20	0.0	0.0	-
15:21	0.0	0.0	15:21	0.0	0.0	-
15:22	0.0	0.0	15:22	0.0	0.0	-
15:23	0.0	0.0	15:23	0.0	0.0	-
15:24	0.0	0.0	15:24	0.0	0.0	-
15:25	0.0	0.0	15:25	0.0	0.0	-
15:26	0.0	0.0	15:26	0.0	0.0	-
15:27	0.0	0.0	15:27	0.0	0.0	-
15:28	0.0	0.0	15:28	0.0	0.0	-
15:29	0.0	0.0	15:29	0.0	0.0	-
15:30	0.0	0.0	15:30	0.0	0.0	-
15:31	0.0	0.0	15:31	0.0	0.0	-
15:32	0.0	0.0	15:32	0.0	0.0	-
15:33	0.0	0.0	15:33	0.0	0.0	-
15:34	0.0	0.0	15:34	0.0	0.0	-
15:35	0.0	0.0	15:35	0.0	0.0	-
15:36	0.0	0.0	15:36	0.0	0.0	-
15:37	0.0	0.0	15:37	0.0	0.0	-
15:38	0.0	0.0	15:38	0.0	0.0	-
15:39	0.0	0.0	15:39	0.0	0.0	-
15:40	0.0	0.0	15:40	0.0	0.0	-
15:41	0.0	0.0	15:41	0.0	0.0	-
15:42	0.0	0.0	15:42	0.0	0.0	-
15:43	0.0	0.0	15:43	0.0	0.0	-
15:44	0.0	0.0	15:44	0.0	0.0	-
15:45	0.0	0.0	15:45	0.0	0.0	-
15:46	0.0	0.0	15:46	0.0	0.0	-
15:47	0.0	0.0	15:47	0.0	0.0	-
15:48	0.0	0.0	15:48	-	-	-

SESI CONSULTING ENGINEERS

959 US-46 Floor 3, Suite 300 - Parsippany-Troy Hills, NJ

DAILY AIR MONITORING REPORT
150 Westchester Avenue
Port Chester, New York

09/12/2024

Rev. No. 0 | Page 1 of 2

Project Number: 11895A

Dust Action Level: 150 µg/m^3

VOC Action Level: 5 ppm

Weather Data Range for Work Day		Wind Direction	SSE	Relative Humidity (%)	53.0 - 93.0	Daily Rain Total (in)	0.00	Readings in the summary table and graphs below are the reported downwind concentrations.
Temperature (°F)	59.0 - 78.0	Wind Speed (MPH)	0.5 - 2.9	Barometer (inHg)	30.20 - 30.30	Avg. Dew Point Temp (°F)	61.0	

Station Location	Daily Avg. Dust Concentration (µg/m^3)	Max 15-Min Dust Concentration (µg/m^3)	Time of Max Dust Reading	Daily Avg. VOC Concentration (ppm)	Max 15-Min VOC Concentration (ppm)	Time of Max VOC Reading
Upwind	40.2	75.2	15:13	0.0	0.0	8:13
Downwind	41.0	62.8	10:53	0.0	0.0	8:14

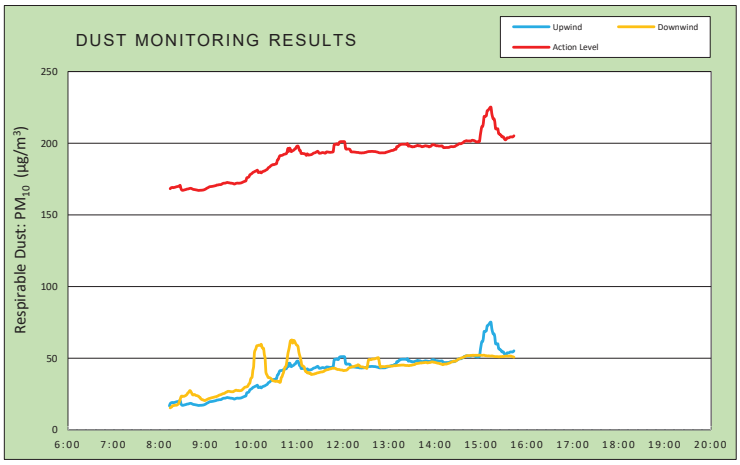

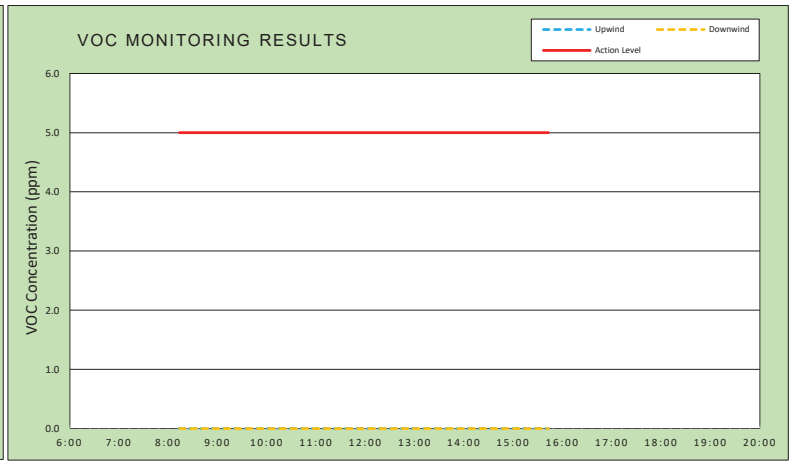

Air Monitoring Notes:

Weather Notes:

EMILCOTT
A Triumvirate Environmental Company

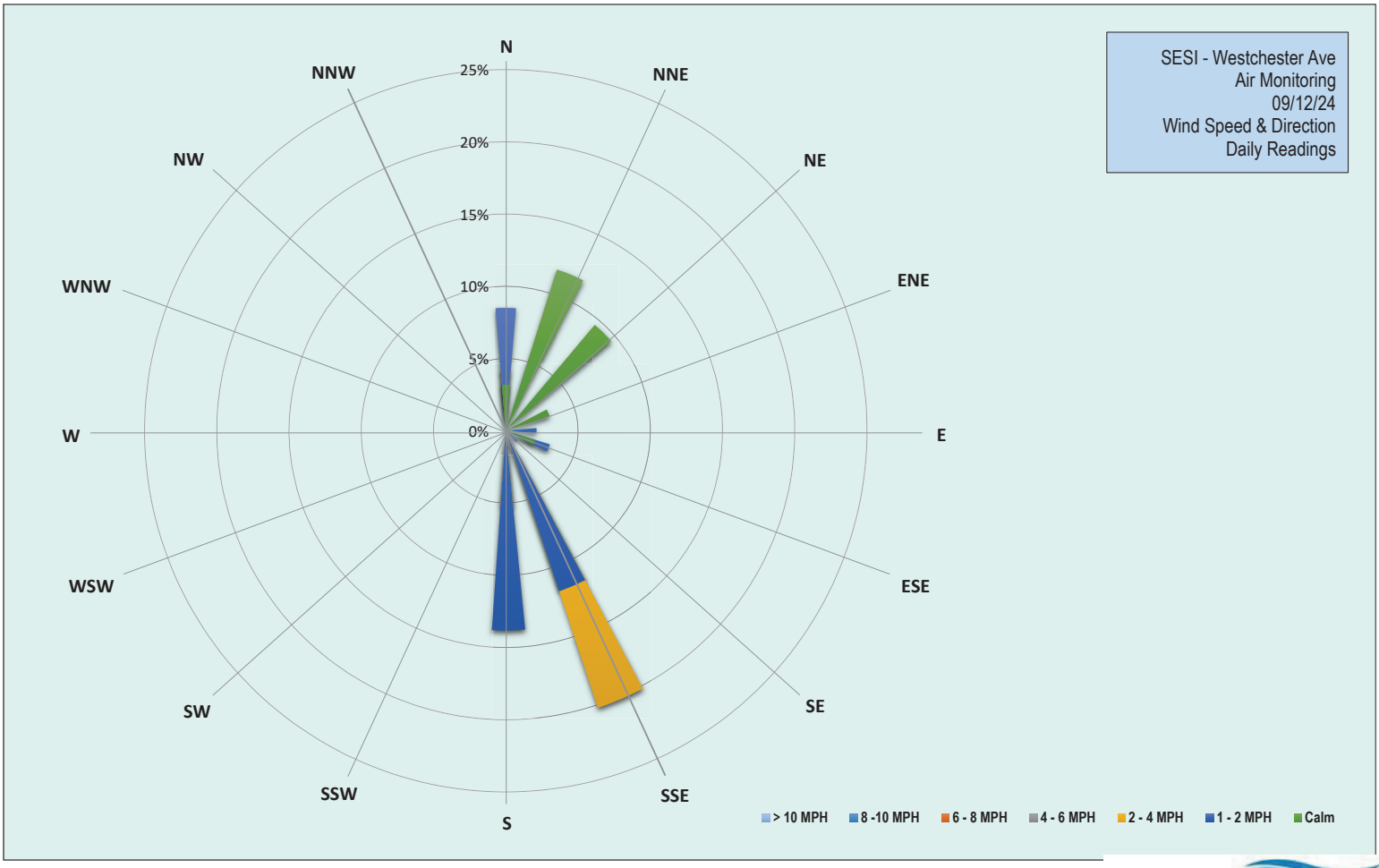

EMILCOTT
A Triumvirate Environmental Company

Grand Union Bowling Alley Site
BCP #360222
150 Westchester Avenue, Port Chester
September 12, 2024

Thursday, September 12, 2024						
Number of Instances Where Downwind Particulates Exceeds Upwind Particulate + 150 =						0
Number of Comparable Data Points =						450
Start Time:						7:58
End Time:						15:43
PARTICULATE DATA						
Upwind			Downwind			Exceeds Particulate Alarm Limit
Time	Concentration (ug/m^3)	15-Min Avg Concentration (ug/m^3)	Time	Concentration (ug/m^3)	15-Min Avg Concentration (ug/m^3)	
7:58	12.3	-	7:58	-	-	-
7:59	14.0	-	7:59	14.8	-	-
8:00	14.5	-	8:00	13.0	-	-
8:01	14.3	-	8:01	15.5	-	-
8:02	13.8	-	8:02	13.5	-	-
8:03	18.8	-	8:03	15.8	-	-
8:04	14.8	-	8:04	15.5	-	-
8:05	14.3	-	8:05	16.0	-	-
8:06	14.0	-	8:06	15.0	-	-
8:07	14.5	-	8:07	16.8	-	-
8:08	13.8	-	8:08	15.5	-	-
8:09	14.0	-	8:09	14.3	-	-
8:10	13.5	-	8:10	15.3	-	-
8:11	12.3	-	8:11	14.5	-	-
8:12	13.3	-	8:12	15.3	-	-
8:13	52.8	16.8	8:13	16.0	-	-
8:14	35.8	18.3	8:14	19.0	15.4	-
8:15	23.3	18.9	8:15	21.3	15.9	-
8:16	17.5	19.1	8:16	16.5	16.0	-
8:17	15.5	19.2	8:17	26.0	16.8	-
8:18	16.0	19.0	8:18	18.0	17.0	-
8:19	17.0	19.2	8:19	17.0	17.1	-
8:20	15.5	19.2	8:20	17.0	17.2	-
8:21	17.0	19.4	8:21	17.0	17.3	-
8:22	17.0	19.6	8:22	16.5	17.3	-
8:23	16.0	19.8	8:23	17.8	17.4	-
8:24	15.3	19.8	8:24	22.8	18.0	-
8:25	15.5	20.0	8:25	18.3	18.2	-
8:26	16.5	20.3	8:26	38.8	19.8	-
8:27	19.3	20.7	8:27	36.3	21.2	-
8:28	20.8	18.5	8:28	41.8	22.9	-
8:29	20.0	17.5	8:29	30.3	23.7	-
8:30	19.0	17.2	8:30	17.8	23.4	-
8:31	18.0	17.2	8:31	17.5	23.5	-
8:32	17.8	17.4	8:32	25.0	23.4	-
8:33	18.3	17.5	8:33	22.3	23.7	-
8:34	19.0	17.7	8:34	20.3	23.9	-
8:35	18.0	17.8	8:35	23.5	24.4	-
8:36	20.3	18.0	8:36	24.3	24.9	-
8:37	17.8	18.1	8:37	31.0	25.8	-
8:38	17.8	18.2	8:38	22.0	26.1	-

Grand Union Bowling Alley Site
BCP #360222
150 Westchester Avenue, Port Chester
September 12, 2024

PARTICULATE DATA						
Upwind			Downwind			Exceeds Particulate Alarm Limit
Time	Concentration (ug/m^3)	15-Min Avg Concentration (ug/m^3)	Time	Concentration (ug/m^3)	15-Min Avg Concentration (ug/m^3)	
8:39	18.0	18.4	8:39	36.8	27.0	-
8:40	17.5	18.5	8:40	25.0	27.5	-
8:41	17.0	18.6	8:41	27.8	26.8	-
8:42	16.3	18.4	8:42	22.0	25.8	-
8:43	17.0	18.1	8:43	25.5	24.7	-
8:44	16.3	17.9	8:44	25.5	24.4	-
8:45	17.3	17.7	8:45	20.8	24.6	-
8:46	17.0	17.7	8:46	19.0	24.7	-
8:47	16.0	17.6	8:47	18.0	24.2	-
8:48	16.8	17.5	8:48	19.0	24.0	-
8:49	17.3	17.3	8:49	19.3	24.0	-
8:50	16.3	17.2	8:50	20.0	23.7	-
8:51	18.3	17.1	8:51	21.5	23.5	-
8:52	18.3	17.1	8:52	20.3	22.8	-
8:53	19.0	17.2	8:53	20.8	22.7	-
8:54	18.0	17.2	8:54	20.8	21.7	-
8:55	18.0	17.2	8:55	21.5	21.4	-
8:56	18.0	17.3	8:56	21.5	21.0	-
8:57	17.3	17.4	8:57	21.8	21.0	-
8:58	19.0	17.5	8:58	21.3	20.7	-
8:59	19.8	17.7	8:59	22.3	20.5	-
9:00	20.5	18.0	9:00	23.3	20.7	-
9:01	22.5	18.3	9:01	23.0	20.9	-
9:02	21.0	18.7	9:02	22.5	21.2	-
9:03	20.8	18.9	9:03	22.8	21.5	-
9:04	21.3	19.2	9:04	23.5	21.8	-
9:05	21.5	19.5	9:05	22.8	22.0	-
9:06	21.0	19.7	9:06	23.3	22.1	-
9:07	19.0	19.8	9:07	23.3	22.3	-
9:08	20.0	19.8	9:08	23.0	22.4	-
9:09	19.3	19.9	9:09	23.0	22.6	-
9:10	19.5	20.0	9:10	23.3	22.7	-
9:11	19.8	20.1	9:11	23.8	22.8	-
9:12	19.3	20.3	9:12	23.8	23.0	-
9:13	20.8	20.4	9:13	23.8	23.1	-
9:14	22.3	20.6	9:14	23.5	23.2	-
9:15	25.3	20.9	9:15	26.3	23.4	-
9:16	22.3	20.9	9:16	26.8	23.7	-
9:17	22.8	21.0	9:17	26.8	24.0	-
9:18	23.0	21.1	9:18	27.5	24.3	-
9:19	21.0	21.1	9:19	26.0	24.4	-
9:20	22.5	21.2	9:20	25.0	24.6	-
9:21	23.3	21.3	9:21	27.3	24.9	-
9:22	25.3	21.7	9:22	26.3	25.1	-
9:23	23.5	22.0	9:23	27.0	25.3	-
9:24	21.8	22.1	9:24	24.3	25.4	-
9:25	19.8	22.2	9:25	25.8	25.6	-
9:26	20.5	22.2	9:26	29.5	26.0	-

Grand Union Bowling Alley Site
BCP #360222
150 Westchester Avenue, Port Chester
September 12, 2024

PARTICULATE DATA						
Upwind			Downwind			Exceeds Particulate Alarm Limit
Time	Concentration (ug/m^3)	15-Min Avg Concentration (ug/m^3)	Time	Concentration (ug/m^3)	15-Min Avg Concentration (ug/m^3)	
9:27	22.0	22.4	9:27	29.0	26.3	-
9:28	23.5	22.6	9:28	26.3	26.5	-
9:29	23.3	22.6	9:29	29.8	26.9	-
9:30	22.5	22.5	9:30	27.0	26.9	-
9:31	21.5	22.4	9:31	26.8	26.9	-
9:32	21.0	22.3	9:32	25.3	26.8	-
9:33	21.0	22.2	9:33	25.8	26.7	-
9:34	21.0	22.2	9:34	25.0	26.7	-
9:35	20.8	22.0	9:35	25.8	26.7	-
9:36	22.0	22.0	9:36	26.0	26.6	-
9:37	21.3	21.7	9:37	30.5	26.9	-
9:38	21.5	21.6	9:38	32.0	27.2	-
9:39	25.3	21.8	9:39	28.5	27.5	-
9:40	23.3	22.0	9:40	29.3	27.8	-
9:41	22.3	22.1	9:41	27.3	27.6	-
9:42	23.0	22.2	9:42	27.0	27.5	-
9:43	22.5	22.1	9:43	27.3	27.5	-
9:44	23.3	22.1	9:44	27.5	27.4	-
9:45	23.3	22.2	9:45	27.3	27.4	-
9:46	22.8	22.3	9:46	27.3	27.4	-
9:47	23.0	22.4	9:47	27.5	27.6	-
9:48	24.8	22.7	9:48	31.0	27.9	-
9:49	24.5	22.9	9:49	34.5	28.6	-
9:50	25.0	23.2	9:50	32.5	29.0	-
9:51	24.8	23.4	9:51	34.5	29.6	-
9:52	24.5	23.6	9:52	34.8	29.9	-
9:53	25.5	23.8	9:53	33.0	29.9	-
9:54	55.5	25.9	9:54	31.8	30.2	-
9:55	26.0	26.0	9:55	31.5	30.3	-
9:56	25.5	26.3	9:56	41.0	31.2	-
9:57	29.5	26.7	9:57	42.5	32.3	-
9:58	40.8	27.9	9:58	33.0	32.6	-
9:59	29.0	28.3	9:59	67.3	35.3	-
10:00	28.5	28.6	10:00	42.5	36.3	-
10:01	28.8	29.0	10:01	35.0	36.8	-
10:02	31.3	29.6	10:02	101.0	41.7	-
10:03	29.3	29.9	10:03	66.5	44.1	-
10:04	28.0	30.1	10:04	179.3	53.7	-
10:05	29.8	30.4	10:05	61.3	55.7	-
10:06	28.5	30.7	10:06	50.0	56.7	-
10:07	28.3	30.9	10:07	64.0	58.6	-
10:08	29.5	31.2	10:08	35.3	58.8	-
10:09	31.0	29.6	10:09	34.3	59.0	-
10:10	28.3	29.7	10:10	35.0	59.2	-
10:11	27.8	29.9	10:11	38.3	59.0	-
10:12	31.3	30.0	10:12	43.5	59.1	-
10:13	30.8	29.3	10:13	43.3	59.8	-
10:14	39.0	30.0	10:14	34.5	57.6	-

Grand Union Bowling Alley Site
BCP #360222
150 Westchester Avenue, Port Chester
September 12, 2024

PARTICULATE DATA						
Upwind			Downwind			Exceeds Particulate Alarm Limit
Time	Concentration (ug/m^3)	15-Min Avg Concentration (ug/m^3)	Time	Concentration (ug/m^3)	15-Min Avg Concentration (ug/m^3)	
10:15	32.0	30.2	10:15	34.5	57.0	-
10:16	33.8	30.6	10:16	34.0	57.0	-
10:17	31.8	30.6	10:17	33.0	52.4	-
10:18	34.3	30.9	10:18	30.5	50.0	-
10:19	33.3	31.3	10:19	34.3	40.4	-
10:20	34.3	31.6	10:20	37.8	38.8	-
10:21	34.0	31.9	10:21	34.8	37.8	-
10:22	41.3	32.8	10:22	46.3	36.6	-
10:23	34.8	33.2	10:23	33.8	36.5	-
10:24	36.0	33.5	10:24	33.0	36.4	-
10:25	36.5	34.0	10:25	30.5	36.1	-
10:26	34.8	34.5	10:26	31.8	35.7	-
10:27	35.3	34.8	10:27	34.3	35.1	-
10:28	36.3	35.1	10:28	33.0	34.4	-
10:29	36.5	35.0	10:29	32.3	34.2	-
10:30	35.8	35.2	10:30	33.3	34.2	-
10:31	35.8	35.4	10:31	30.8	33.9	-
10:32	35.0	35.6	10:32	32.0	33.9	-
10:33	37.5	35.8	10:33	33.0	34.0	-
10:34	71.0	38.3	10:34	35.0	34.1	-
10:35	37.3	38.5	10:35	31.8	33.7	-
10:36	54.0	39.8	10:36	36.0	33.8	-
10:37	60.3	41.1	10:37	36.8	33.1	-
10:38	39.5	41.4	10:38	39.0	33.5	-
10:39	36.3	41.4	10:39	77.3	36.4	-
10:40	38.3	41.6	10:40	39.3	37.0	-
10:41	37.8	41.8	10:41	57.3	38.7	-
10:42	40.5	42.1	10:42	53.8	40.0	-
10:43	39.5	42.3	10:43	67.5	42.3	-
10:44	38.5	42.5	10:44	54.5	43.8	-
10:45	38.0	42.6	10:45	40.5	44.3	-
10:46	40.3	42.9	10:46	62.0	46.4	-
10:47	60.3	44.6	10:47	89.8	50.2	-
10:48	66.3	46.5	10:48	88.0	53.9	-
10:49	39.0	44.4	10:49	68.8	56.1	-
10:50	71.3	46.6	10:50	74.3	59.0	-
10:51	38.5	45.6	10:51	83.3	62.1	-
10:52	38.5	44.2	10:52	41.3	62.4	-
10:53	43.8	44.4	10:53	44.3	62.8	-
10:54	41.5	44.8	10:54	44.0	60.6	-
10:55	42.3	45.1	10:55	66.0	62.3	-
10:56	44.8	45.5	10:56	57.0	62.3	-
10:57	50.0	46.2	10:57	38.5	61.3	-
10:58	41.8	46.3	10:58	50.5	60.2	-
10:59	58.0	47.6	10:59	41.8	59.3	-
11:00	44.0	48.0	11:00	35.0	59.0	-
11:01	40.5	48.0	11:01	49.3	58.1	-
11:02	39.8	46.7	11:02	36.0	54.5	-

Grand Union Bowling Alley Site
BCP #360222
150 Westchester Avenue, Port Chester
September 12, 2024

PARTICULATE DATA						
Upwind			Downwind			Exceeds Particulate Alarm Limit
Time	Concentration (ug/m^3)	15-Min Avg Concentration (ug/m^3)	Time	Concentration (ug/m^3)	15-Min Avg Concentration (ug/m^3)	
11:03	39.5	44.9	11:03	54.5	52.3	-
11:04	39.8	44.9	11:04	40.5	50.4	-
11:05	40.0	42.8	11:05	36.5	47.9	-
11:06	39.3	42.9	11:06	39.3	45.0	-
11:07	39.3	42.9	11:07	38.8	44.8	-
11:08	40.5	42.7	11:08	37.0	44.3	-
11:09	42.0	42.8	11:09	39.0	44.0	-
11:10	39.0	42.5	11:10	36.0	42.0	-
11:11	39.0	42.2	11:11	38.0	40.7	-
11:12	40.3	41.5	11:12	37.8	40.7	-
11:13	59.3	42.7	11:13	39.3	39.9	-
11:14	47.0	41.9	11:14	39.3	39.7	-
11:15	41.3	41.8	11:15	39.0	40.0	-
11:16	42.3	41.9	11:16	40.0	39.4	-
11:17	40.8	41.9	11:17	41.5	39.8	-
11:18	41.0	42.0	11:18	40.3	38.8	-
11:19	42.8	42.2	11:19	38.8	38.7	-
11:20	45.5	42.6	11:20	39.3	38.9	-
11:21	45.5	43.0	11:21	39.8	38.9	-
11:22	42.3	43.2	11:22	40.0	39.0	-
11:23	42.5	43.4	11:23	41.0	39.3	-
11:24	45.5	43.6	11:24	39.5	39.3	-
11:25	44.5	44.0	11:25	40.3	39.6	-
11:26	43.3	44.2	11:26	41.0	39.8	-
11:27	42.5	44.4	11:27	39.5	39.9	-
11:28	44.0	43.4	11:28	40.8	40.0	-
11:29	41.8	43.0	11:29	42.3	40.2	-
11:30	42.5	43.1	11:30	40.5	40.3	-
11:31	42.8	43.1	11:31	42.3	40.4	-
11:32	44.3	43.4	11:32	42.0	40.5	-
11:33	43.0	43.5	11:33	41.3	40.5	-
11:34	41.8	43.4	11:34	42.3	40.8	-
11:35	43.8	43.3	11:35	42.0	41.0	-
11:36	42.5	43.1	11:36	47.0	41.4	-
11:37	42.8	43.2	11:37	43.0	41.6	-
11:38	53.5	43.9	11:38	45.0	41.9	-
11:39	46.3	43.9	11:39	41.0	42.0	-
11:40	43.8	43.9	11:40	41.5	42.1	-
11:41	41.8	43.8	11:41	43.5	42.3	-
11:42	41.5	43.7	11:42	43.0	42.5	-
11:43	42.8	43.6	11:43	43.0	42.6	-
11:44	42.8	43.7	11:44	42.5	42.7	-
11:45	43.8	43.8	11:45	45.5	43.0	-
11:46	43.8	43.9	11:46	43.0	43.0	-
11:47	48.5	44.1	11:47	41.5	43.0	-
11:48	108.3	48.5	11:48	42.0	43.1	-
11:49	54.0	49.3	11:49	41.8	43.0	-
11:50	43.8	49.3	11:50	40.5	42.9	-

Grand Union Bowling Alley Site
BCP #360222
150 Westchester Avenue, Port Chester
September 12, 2024

PARTICULATE DATA						
Upwind			Downwind			Exceeds Particulate Alarm Limit
Time	Concentration (ug/m^3)	15-Min Avg Concentration (ug/m^3)	Time	Concentration (ug/m^3)	15-Min Avg Concentration (ug/m^3)	
11:51	45.0	49.5	11:51	40.3	42.5	-
11:52	45.0	49.6	11:52	41.0	42.3	-
11:53	44.8	49.0	11:53	42.0	42.1	-
11:54	50.8	49.3	11:54	41.8	42.2	-
11:55	63.8	50.7	11:55	40.5	42.1	-
11:56	46.5	51.0	11:56	40.3	41.9	-
11:57	43.8	51.1	11:57	42.3	41.9	-
11:58	42.8	51.1	11:58	42.0	41.8	-
11:59	43.0	51.2	11:59	42.5	41.8	-
12:00	43.8	51.2	12:00	40.5	41.5	-
12:01	44.0	51.2	12:01	42.3	41.4	-
12:02	44.0	50.9	12:02	43.8	41.6	-
12:03	43.5	46.6	12:03	42.5	41.6	-
12:04	43.8	45.9	12:04	43.0	41.7	-
12:05	45.0	46.0	12:05	45.0	42.0	-
12:06	45.3	46.0	12:06	47.5	42.5	-
12:07	45.0	46.0	12:07	50.5	43.1	-
12:08	43.3	45.9	12:08	47.0	43.4	-
12:09	46.0	45.6	12:09	43.8	43.6	-
12:10	43.0	44.2	12:10	44.0	43.8	-
12:11	43.5	44.0	12:11	42.8	44.0	-
12:12	43.3	43.9	12:12	44.8	44.1	-
12:13	42.8	43.9	12:13	43.3	44.2	-
12:14	42.5	43.9	12:14	42.8	44.2	-
12:15	42.8	43.8	12:15	43.0	44.4	-
12:16	43.0	43.8	12:16	47.8	44.8	-
12:17	42.8	43.7	12:17	43.8	44.8	-
12:18	42.3	43.6	12:18	44.8	44.9	-
12:19	43.5	43.6	12:19	51.0	45.4	-
12:20	44.5	43.6	12:20	43.5	45.3	-
12:21	42.3	43.4	12:21	42.0	45.0	-
12:22	44.0	43.3	12:22	42.0	44.4	-
12:23	43.8	43.3	12:23	41.5	44.0	-
12:24	44.3	43.2	12:24	43.5	44.0	-
12:25	44.8	43.3	12:25	43.5	44.0	-
12:26	43.8	43.3	12:26	41.5	43.9	-
12:27	43.3	43.3	12:27	41.0	43.7	-
12:28	45.3	43.5	12:28	41.3	43.5	-
12:29	44.3	43.6	12:29	40.8	43.4	-
12:30	44.0	43.7	12:30	42.5	43.4	-
12:31	46.5	43.9	12:31	42.0	43.0	-
12:32	44.8	44.1	12:32	87.0	45.9	-
12:33	44.0	44.2	12:33	87.8	48.7	-
12:34	44.8	44.3	12:34	58.0	49.2	-
12:35	43.5	44.2	12:35	41.3	49.0	-
12:36	43.8	44.3	12:36	42.0	49.0	-
12:37	44.3	44.3	12:37	43.5	49.1	-
12:38	43.8	44.3	12:38	47.5	49.5	-

Grand Union Bowling Alley Site
BCP #360222
150 Westchester Avenue, Port Chester
September 12, 2024

PARTICULATE DATA						
Upwind			Downwind			Exceeds Particulate Alarm Limit
Time	Concentration (ug/m^3)	15-Min Avg Concentration (ug/m^3)	Time	Concentration (ug/m^3)	15-Min Avg Concentration (ug/m^3)	
12:39	43.8	44.3	12:39	42.5	49.5	-
12:40	43.8	44.2	12:40	44.3	49.5	-
12:41	43.5	44.2	12:41	42.5	49.6	-
12:42	43.0	44.2	12:42	43.8	49.8	-
12:43	42.5	44.0	12:43	44.0	50.0	-
12:44	42.5	43.9	12:44	44.8	50.2	-
12:45	42.5	43.8	12:45	43.0	50.3	-
12:46	42.8	43.5	12:46	44.5	50.4	-
12:47	42.3	43.4	12:47	45.0	47.6	-
12:48	43.0	43.3	12:48	44.0	44.7	-
12:49	44.5	43.3	12:49	44.5	43.8	-
12:50	44.0	43.3	12:50	44.0	44.0	-
12:51	44.0	43.3	12:51	45.0	44.2	-
12:52	44.0	43.3	12:52	44.5	44.3	-
12:53	43.8	43.3	12:53	44.8	44.1	-
12:54	44.3	43.4	12:54	44.0	44.2	-
12:55	44.3	43.4	12:55	44.0	44.2	-
12:56	48.8	43.7	12:56	45.5	44.4	-
12:57	44.3	43.8	12:57	44.5	44.4	-
12:58	45.3	44.0	12:58	45.3	44.5	-
12:59	45.0	44.2	12:59	44.3	44.5	-
13:00	45.0	44.3	13:00	44.5	44.6	-
13:01	45.3	44.5	13:01	43.5	44.5	-
13:02	45.0	44.7	13:02	44.8	44.5	-
13:03	46.5	44.9	13:03	45.5	44.6	-
13:04	45.0	45.0	13:04	43.8	44.5	-
13:05	45.3	45.0	13:05	46.8	44.7	-
13:06	46.8	45.2	13:06	45.5	44.7	-
13:07	51.5	45.7	13:07	46.3	44.9	-
13:08	44.5	45.8	13:08	44.3	44.8	-
13:09	45.0	45.8	13:09	44.5	44.9	-
13:10	72.0	47.7	13:10	45.8	45.0	-
13:11	46.5	47.5	13:11	45.8	45.0	-
13:12	49.8	47.9	13:12	45.8	45.1	-
13:13	55.8	48.6	13:13	45.5	45.1	-
13:14	47.0	48.7	13:14	45.8	45.2	-
13:15	52.3	49.2	13:15	44.3	45.2	-
13:16	45.5	49.2	13:16	44.8	45.3	-
13:17	47.0	49.4	13:17	45.0	45.3	-
13:18	45.5	49.3	13:18	45.3	45.3	-
13:19	46.0	49.4	13:19	44.3	45.3	-
13:20	44.8	49.3	13:20	44.3	45.1	-
13:21	47.0	49.3	13:21	44.5	45.1	-
13:22	50.0	49.2	13:22	45.3	45.0	-
13:23	47.8	49.5	13:23	44.3	45.0	-
13:24	49.3	49.7	13:24	44.8	45.0	-
13:25	46.0	48.0	13:25	44.3	44.9	-
13:26	50.0	48.2	13:26	45.3	44.9	-

Grand Union Bowling Alley Site
BCP #360222
150 Westchester Avenue, Port Chester
September 12, 2024

PARTICULATE DATA						
Upwind			Downwind			Exceeds Particulate Alarm Limit
Time	Concentration (ug/m^3)	15-Min Avg Concentration (ug/m^3)	Time	Concentration (ug/m^3)	15-Min Avg Concentration (ug/m^3)	
13:27	49.5	48.2	13:27	48.0	45.0	-
13:28	49.8	47.8	13:28	46.5	45.1	-
13:29	47.0	47.8	13:29	46.3	45.1	-
13:30	46.8	47.5	13:30	46.5	45.3	-
13:31	47.3	47.6	13:31	46.5	45.4	-
13:32	47.3	47.6	13:32	46.8	45.5	-
13:33	46.0	47.6	13:33	46.8	45.6	-
13:34	51.0	48.0	13:34	47.8	45.8	-
13:35	46.5	48.1	13:35	50.0	46.2	-
13:36	49.0	48.2	13:36	46.3	46.3	-
13:37	55.0	48.5	13:37	46.0	46.4	-
13:38	45.3	48.4	13:38	45.8	46.5	-
13:39	45.8	48.1	13:39	45.8	46.6	-
13:40	48.3	48.3	13:40	46.0	46.7	-
13:41	46.5	48.1	13:41	47.5	46.8	-
13:42	45.5	47.8	13:42	46.0	46.7	-
13:43	46.0	47.5	13:43	48.8	46.8	-
13:44	50.3	47.8	13:44	46.5	46.9	-
13:45	47.0	47.8	13:45	47.8	46.9	-
13:46	51.5	48.1	13:46	47.3	47.0	-
13:47	49.3	48.2	13:47	48.0	47.1	-
13:48	46.8	48.2	13:48	47.5	47.1	-
13:49	47.3	48.0	13:49	46.8	47.1	-
13:50	47.3	48.0	13:50	45.8	46.8	-
13:51	46.3	47.9	13:51	48.0	46.9	-
13:52	48.5	47.4	13:52	47.3	47.0	-
13:53	49.5	47.7	13:53	47.0	47.1	-
13:54	47.3	47.8	13:54	47.0	47.1	-
13:55	53.5	48.2	13:55	50.8	47.5	-
13:56	57.5	48.9	13:56	47.0	47.4	-
13:57	47.0	49.0	13:57	47.0	47.5	-
13:58	47.0	49.1	13:58	45.5	47.3	-
13:59	45.8	48.8	13:59	45.3	47.2	-
14:00	46.0	48.7	14:00	46.5	47.1	-
14:01	47.3	48.4	14:01	45.3	47.0	-
14:02	46.3	48.2	14:02	45.3	46.8	-
14:03	48.3	48.3	14:03	45.8	46.7	-
14:04	45.3	48.2	14:04	44.8	46.5	-
14:05	45.3	48.0	14:05	45.3	46.5	-
14:06	46.5	48.1	14:06	44.5	46.3	-
14:07	48.8	48.1	14:07	45.0	46.1	-
14:08	49.5	48.1	14:08	44.8	46.0	-
14:09	48.8	48.2	14:09	45.5	45.9	-
14:10	46.0	47.7	14:10	45.0	45.5	-
14:11	46.8	47.0	14:11	53.5	45.9	-
14:12	47.3	47.0	14:12	46.3	45.9	-
14:13	46.8	47.0	14:13	46.8	46.0	-
14:14	46.8	47.0	14:14	45.8	46.0	-

Grand Union Bowling Alley Site
BCP #360222
150 Westchester Avenue, Port Chester
September 12, 2024

PARTICULATE DATA						
Upwind			Downwind			Exceeds Particulate Alarm Limit
Time	Concentration (ug/m^3)	15-Min Avg Concentration (ug/m^3)	Time	Concentration (ug/m^3)	15-Min Avg Concentration (ug/m^3)	
14:15	46.5	47.1	14:15	46.5	46.0	-
14:16	47.0	47.0	14:16	48.3	46.2	-
14:17	46.8	47.1	14:17	47.8	46.4	-
14:18	48.8	47.1	14:18	48.3	46.5	-
14:19	49.0	47.4	14:19	47.3	46.7	-
14:20	48.0	47.5	14:20	50.0	47.0	-
14:21	48.8	47.7	14:21	48.3	47.3	-
14:22	48.0	47.6	14:22	48.5	47.5	-
14:23	49.0	47.6	14:23	48.0	47.7	-
14:24	48.5	47.6	14:24	48.8	47.9	-
14:25	48.0	47.7	14:25	47.8	48.1	-
14:26	48.3	47.8	14:26	49.8	47.9	-
14:27	54.0	48.3	14:27	49.3	48.1	-
14:28	50.8	48.5	14:28	51.8	48.4	-
14:29	50.8	48.8	14:29	52.8	48.9	-
14:30	51.3	49.1	14:30	53.0	49.3	-
14:31	53.3	49.5	14:31	50.3	49.4	-
14:32	49.0	49.7	14:32	52.0	49.7	-
14:33	48.3	49.7	14:33	51.0	49.9	-
14:34	49.5	49.7	14:34	51.8	50.2	-
14:35	53.3	50.0	14:35	51.3	50.3	-
14:36	51.5	50.2	14:36	52.0	50.5	-
14:37	55.0	50.7	14:37	51.8	50.7	-
14:38	56.5	51.2	14:38	52.3	51.0	-
14:39	52.0	51.4	14:39	51.8	51.2	-
14:40	49.8	51.5	14:40	52.3	51.5	-
14:41	52.8	51.8	14:41	52.0	51.7	-
14:42	50.0	51.6	14:42	52.0	51.9	-
14:43	50.0	51.5	14:43	51.8	51.9	-
14:44	52.0	51.6	14:44	52.0	51.8	-
14:45	51.3	51.6	14:45	53.0	51.8	-
14:46	50.5	51.4	14:46	52.8	52.0	-
14:47	52.5	51.7	14:47	52.5	52.0	-
14:48	53.3	52.0	14:48	51.5	52.0	-
14:49	51.0	52.1	14:49	50.8	52.0	-
14:50	51.0	51.9	14:50	53.5	52.1	-
14:51	50.0	51.8	14:51	51.3	52.1	-
14:52	51.0	51.6	14:52	51.8	52.1	-
14:53	50.5	51.2	14:53	52.5	52.1	-
14:54	49.3	51.0	14:54	52.0	52.1	-
14:55	50.8	51.1	14:55	51.0	52.0	-
14:56	49.3	50.8	14:56	53.8	52.1	-
14:57	54.5	51.1	14:57	52.0	52.1	-
14:58	50.8	51.2	14:58	52.0	52.2	-
14:59	114.0	55.3	14:59	51.5	52.1	-
15:00	102.5	58.7	15:00	52.8	52.1	-
15:01	92.3	61.5	15:01	52.0	52.1	-
15:02	54.3	61.6	15:02	52.3	52.0	-

Grand Union Bowling Alley Site
BCP #360222
150 Westchester Avenue, Port Chester
September 12, 2024

PARTICULATE DATA						
Upwind			Downwind			Exceeds Particulate Alarm Limit
Time	Concentration (ug/m^3)	15-Min Avg Concentration (ug/m^3)	Time	Concentration (ug/m^3)	15-Min Avg Concentration (ug/m^3)	
15:03	86.8	63.9	15:03	53.0	52.1	-
15:04	123.3	68.7	15:04	51.0	52.2	-
15:05	53.3	68.8	15:05	50.3	51.9	-
15:06	50.3	68.8	15:06	49.8	51.8	-
15:07	58.0	69.3	15:07	51.0	51.8	-
15:08	100.0	72.6	15:08	50.8	51.7	-
15:09	54.0	72.9	15:09	51.0	51.6	-
15:10	60.3	73.6	15:10	52.8	51.7	-
15:11	60.0	74.3	15:11	51.8	51.6	-
15:12	66.0	75.0	15:12	51.8	51.6	-
15:13	53.0	75.2	15:13	51.3	51.5	-
15:14	51.0	71.0	15:14	53.5	51.7	-
15:15	65.5	68.5	15:15	51.5	51.6	-
15:16	68.5	66.9	15:16	50.0	51.4	-
15:17	55.5	67.0	15:17	50.5	51.3	-
15:18	56.0	65.0	15:18	50.8	51.2	-
15:19	50.8	60.1	15:19	51.0	51.2	-
15:20	51.0	60.0	15:20	50.0	51.2	-
15:21	50.8	60.0	15:21	50.0	51.2	-
15:22	59.0	60.1	15:22	49.8	51.1	-
15:23	49.0	56.7	15:23	50.5	51.1	-
15:24	52.8	56.6	15:24	50.0	51.0	-
15:25	49.0	55.9	15:25	55.5	51.2	-
15:26	58.3	55.7	15:26	50.8	51.1	-
15:27	49.5	54.6	15:27	52.3	51.2	-
15:28	50.0	54.4	15:28	53.3	51.3	-
15:29	53.3	54.6	15:29	51.5	51.2	-
15:30	51.3	53.6	15:30	52.5	51.2	-
15:31	54.3	52.7	15:31	53.0	51.4	-
15:32	51.0	52.4	15:32	52.0	51.5	-
15:33	63.5	52.9	15:33	51.3	51.6	-
15:34	64.0	53.8	15:34	50.0	51.5	-
15:35	51.3	53.8	15:35	49.5	51.5	-
15:36	50.5	53.8	15:36	50.0	51.5	-
15:37	62.5	54.0	15:37	52.0	51.6	-
15:38	54.5	54.4	15:38	49.8	51.6	-
15:39	53.5	54.4	15:39	50.5	51.6	-
15:40	49.3	54.4	15:40	49.8	51.2	-
15:41	57.3	54.4	15:41	50.3	51.2	-
15:42	53.5	54.6	15:42	49.8	51.0	-
15:43	58.3	55.2	15:43	49.5	50.8	-

Grand Union Bowling Alley Site
BCP #360222
150 Westchester Avenue, Port Chester
September 12, 2024

Thursday, September 12, 2024						
Number of Instances Where Downwind VOCs Exceeds Upwind VOCs + 5 =						0
Number of Comparable Data Points =						450
Start Time:						7:58
End Time:						15:43
PID DATA						
Upwind			Downwind			
Time	Concentration (ppm)	15-Min Avg Concentration (ppm)	Time	Concentration (ppm)	15-Min Avg Concentration (ppm)	Exceeds VOC Alarm Limit
7:58	0.0	-	7:58	-	-	-
7:59	0.0	-	7:59	0.0	-	-
8:00	0.0	-	8:00	0.0	-	-
8:01	0.0	-	8:01	0.0	-	-
8:02	0.0	-	8:02	0.0	-	-
8:03	0.0	-	8:03	0.0	-	-
8:04	0.0	-	8:04	0.0	-	-
8:05	0.0	-	8:05	0.0	-	-
8:06	0.0	-	8:06	0.0	-	-
8:07	0.0	-	8:07	0.0	-	-
8:08	0.0	-	8:08	0.0	-	-
8:09	0.0	-	8:09	0.0	-	-
8:10	0.0	-	8:10	0.0	-	-
8:11	0.0	-	8:11	0.0	-	-
8:12	0.0	-	8:12	0.0	-	-
8:13	0.0	0.0	8:13	0.0	-	-
8:14	0.0	0.0	8:14	0.0	0.0	-
8:15	0.0	0.0	8:15	0.0	0.0	-
8:16	0.0	0.0	8:16	0.0	0.0	-
8:17	0.0	0.0	8:17	0.0	0.0	-
8:18	0.0	0.0	8:18	0.0	0.0	-
8:19	0.0	0.0	8:19	0.0	0.0	-
8:20	0.0	0.0	8:20	0.0	0.0	-
8:21	0.0	0.0	8:21	0.0	0.0	-
8:22	0.0	0.0	8:22	0.0	0.0	-
8:23	0.0	0.0	8:23	0.0	0.0	-
8:24	0.0	0.0	8:24	0.0	0.0	-
8:25	0.0	0.0	8:25	0.0	0.0	-
8:26	0.0	0.0	8:26	0.0	0.0	-
8:27	0.0	0.0	8:27	0.0	0.0	-
8:28	0.0	0.0	8:28	0.0	0.0	-
8:29	0.0	0.0	8:29	0.0	0.0	-
8:30	0.0	0.0	8:30	0.0	0.0	-
8:31	0.0	0.0	8:31	0.0	0.0	-
8:32	0.0	0.0	8:32	0.0	0.0	-
8:33	0.0	0.0	8:33	0.0	0.0	-
8:34	0.0	0.0	8:34	0.0	0.0	-
8:35	0.0	0.0	8:35	0.0	0.0	-
8:36	0.0	0.0	8:36	0.0	0.0	-
8:37	0.0	0.0	8:37	0.0	0.0	-
8:38	0.0	0.0	8:38	0.0	0.0	-
8:39	0.0	0.0	8:39	0.0	0.0	-

Grand Union Bowling Alley Site
BCP #360222
150 Westchester Avenue, Port Chester
September 12, 2024

PID DATA						
Upwind			Downwind			
Time	Concentration (ppm)	15-Min Avg Concentration (ppm)	Time	Concentration (ppm)	15-Min Avg Concentration (ppm)	Exceeds VOC Alarm Limit
8:40	0.0	0.0	8:40	0.0	0.0	-
8:41	0.0	0.0	8:41	0.0	0.0	-
8:42	0.0	0.0	8:42	0.0	0.0	-
8:43	0.0	0.0	8:43	0.0	0.0	-
8:44	0.0	0.0	8:44	0.0	0.0	-
8:45	0.0	0.0	8:45	0.0	0.0	-
8:46	0.0	0.0	8:46	0.0	0.0	-
8:47	0.0	0.0	8:47	0.0	0.0	-
8:48	0.0	0.0	8:48	0.0	0.0	-
8:49	0.0	0.0	8:49	0.0	0.0	-
8:50	0.0	0.0	8:50	0.0	0.0	-
8:51	0.0	0.0	8:51	0.0	0.0	-
8:52	0.0	0.0	8:52	0.0	0.0	-
8:53	0.0	0.0	8:53	0.0	0.0	-
8:54	0.0	0.0	8:54	0.0	0.0	-
8:55	0.0	0.0	8:55	0.0	0.0	-
8:56	0.0	0.0	8:56	0.0	0.0	-
8:57	0.0	0.0	8:57	0.0	0.0	-
8:58	0.0	0.0	8:58	0.0	0.0	-
8:59	0.0	0.0	8:59	0.0	0.0	-
9:00	0.0	0.0	9:00	0.0	0.0	-
9:01	0.0	0.0	9:01	0.0	0.0	-
9:02	0.0	0.0	9:02	0.0	0.0	-
9:03	0.0	0.0	9:03	0.0	0.0	-
9:04	0.0	0.0	9:04	0.0	0.0	-
9:05	0.0	0.0	9:05	0.0	0.0	-
9:06	0.0	0.0	9:06	0.0	0.0	-
9:07	0.0	0.0	9:07	0.0	0.0	-
9:08	0.0	0.0	9:08	0.0	0.0	-
9:09	0.0	0.0	9:09	0.0	0.0	-
9:10	0.0	0.0	9:10	0.0	0.0	-
9:11	0.0	0.0	9:11	0.0	0.0	-
9:12	0.0	0.0	9:12	0.0	0.0	-
9:13	0.0	0.0	9:13	0.0	0.0	-
9:14	0.0	0.0	9:14	0.0	0.0	-
9:15	0.0	0.0	9:15	0.0	0.0	-
9:16	0.0	0.0	9:16	0.0	0.0	-
9:17	0.0	0.0	9:17	0.0	0.0	-
9:18	0.0	0.0	9:18	0.0	0.0	-
9:19	0.0	0.0	9:19	0.0	0.0	-
9:20	0.0	0.0	9:20	0.0	0.0	-
9:21	0.0	0.0	9:21	0.0	0.0	-
9:22	0.0	0.0	9:22	0.0	0.0	-
9:23	0.0	0.0	9:23	0.0	0.0	-
9:24	0.0	0.0	9:24	0.0	0.0	-
9:25	0.0	0.0	9:25	0.0	0.0	-
9:26	0.0	0.0	9:26	0.0	0.0	-
9:27	0.0	0.0	9:27	0.0	0.0	-

Grand Union Bowling Alley Site
BCP #360222
150 Westchester Avenue, Port Chester
September 12, 2024

PID DATA						
Upwind			Downwind			
Time	Concentration (ppm)	15-Min Avg Concentration (ppm)	Time	Concentration (ppm)	15-Min Avg Concentration (ppm)	Exceeds VOC Alarm Limit
9:28	0.0	0.0	9:28	0.0	0.0	-
9:29	0.0	0.0	9:29	0.0	0.0	-
9:30	0.0	0.0	9:30	0.0	0.0	-
9:31	0.0	0.0	9:31	0.0	0.0	-
9:32	0.0	0.0	9:32	0.0	0.0	-
9:33	0.0	0.0	9:33	0.0	0.0	-
9:34	0.0	0.0	9:34	0.0	0.0	-
9:35	0.0	0.0	9:35	0.0	0.0	-
9:36	0.0	0.0	9:36	0.0	0.0	-
9:37	0.0	0.0	9:37	0.0	0.0	-
9:38	0.0	0.0	9:38	0.0	0.0	-
9:39	0.0	0.0	9:39	0.0	0.0	-
9:40	0.0	0.0	9:40	0.0	0.0	-
9:41	0.0	0.0	9:41	0.0	0.0	-
9:42	0.0	0.0	9:42	0.0	0.0	-
9:43	0.0	0.0	9:43	0.0	0.0	-
9:44	0.0	0.0	9:44	0.0	0.0	-
9:45	0.0	0.0	9:45	0.0	0.0	-
9:46	0.0	0.0	9:46	0.0	0.0	-
9:47	0.0	0.0	9:47	0.0	0.0	-
9:48	0.0	0.0	9:48	0.0	0.0	-
9:49	0.0	0.0	9:49	0.0	0.0	-
9:50	0.0	0.0	9:50	0.0	0.0	-
9:51	0.0	0.0	9:51	0.0	0.0	-
9:52	0.0	0.0	9:52	0.0	0.0	-
9:53	0.0	0.0	9:53	0.0	0.0	-
9:54	0.0	0.0	9:54	0.0	0.0	-
9:55	0.0	0.0	9:55	0.0	0.0	-
9:56	0.0	0.0	9:56	0.0	0.0	-
9:57	0.0	0.0	9:57	0.0	0.0	-
9:58	0.0	0.0	9:58	0.0	0.0	-
9:59	0.0	0.0	9:59	0.0	0.0	-
10:00	0.0	0.0	10:00	0.0	0.0	-
10:01	0.0	0.0	10:01	0.0	0.0	-
10:02	0.0	0.0	10:02	0.0	0.0	-
10:03	0.0	0.0	10:03	0.0	0.0	-
10:04	0.0	0.0	10:04	0.0	0.0	-
10:05	0.0	0.0	10:05	0.0	0.0	-
10:06	0.0	0.0	10:06	0.0	0.0	-
10:07	0.0	0.0	10:07	0.0	0.0	-
10:08	0.0	0.0	10:08	0.0	0.0	-
10:09	0.0	0.0	10:09	0.0	0.0	-
10:10	0.0	0.0	10:10	0.0	0.0	-
10:11	0.0	0.0	10:11	0.0	0.0	-
10:12	0.0	0.0	10:12	0.0	0.0	-
10:13	0.0	0.0	10:13	0.0	0.0	-
10:14	0.0	0.0	10:14	0.0	0.0	-
10:15	0.0	0.0	10:15	0.0	0.0	-

Grand Union Bowling Alley Site
BCP #360222
150 Westchester Avenue, Port Chester
September 12, 2024

PID DATA						
Upwind			Downwind			
Time	Concentration (ppm)	15-Min Avg Concentration (ppm)	Time	Concentration (ppm)	15-Min Avg Concentration (ppm)	Exceeds VOC Alarm Limit
10:16	0.0	0.0	10:16	0.0	0.0	-
10:17	0.0	0.0	10:17	0.0	0.0	-
10:18	0.0	0.0	10:18	0.0	0.0	-
10:19	0.0	0.0	10:19	0.0	0.0	-
10:20	0.0	0.0	10:20	0.0	0.0	-
10:21	0.0	0.0	10:21	0.0	0.0	-
10:22	0.0	0.0	10:22	0.0	0.0	-
10:23	0.0	0.0	10:23	0.0	0.0	-
10:24	0.0	0.0	10:24	0.0	0.0	-
10:25	0.0	0.0	10:25	0.0	0.0	-
10:26	0.0	0.0	10:26	0.0	0.0	-
10:27	0.0	0.0	10:27	0.0	0.0	-
10:28	0.0	0.0	10:28	0.0	0.0	-
10:29	0.0	0.0	10:29	0.0	0.0	-
10:30	0.0	0.0	10:30	0.0	0.0	-
10:31	0.0	0.0	10:31	0.0	0.0	-
10:32	0.0	0.0	10:32	0.0	0.0	-
10:33	0.0	0.0	10:33	0.0	0.0	-
10:34	0.0	0.0	10:34	0.0	0.0	-
10:35	0.0	0.0	10:35	0.0	0.0	-
10:36	0.0	0.0	10:36	0.0	0.0	-
10:37	0.0	0.0	10:37	0.0	0.0	-
10:38	0.0	0.0	10:38	0.0	0.0	-
10:39	0.0	0.0	10:39	0.0	0.0	-
10:40	0.0	0.0	10:40	0.0	0.0	-
10:41	0.0	0.0	10:41	0.0	0.0	-
10:42	0.0	0.0	10:42	0.0	0.0	-
10:43	0.0	0.0	10:43	0.0	0.0	-
10:44	0.0	0.0	10:44	0.0	0.0	-
10:45	0.0	0.0	10:45	0.0	0.0	-
10:46	0.0	0.0	10:46	0.0	0.0	-
10:47	0.0	0.0	10:47	0.0	0.0	-
10:48	0.0	0.0	10:48	0.0	0.0	-
10:49	0.0	0.0	10:49	0.0	0.0	-
10:50	0.0	0.0	10:50	0.0	0.0	-
10:51	0.0	0.0	10:51	0.0	0.0	-
10:52	0.0	0.0	10:52	0.0	0.0	-
10:53	0.0	0.0	10:53	0.0	0.0	-
10:54	0.0	0.0	10:54	0.0	0.0	-
10:55	0.0	0.0	10:55	0.0	0.0	-
10:56	0.0	0.0	10:56	0.0	0.0	-
10:57	0.0	0.0	10:57	0.0	0.0	-
10:58	0.0	0.0	10:58	0.0	0.0	-
10:59	0.0	0.0	10:59	0.0	0.0	-
11:00	0.0	0.0	11:00	0.0	0.0	-
11:01	0.0	0.0	11:01	0.0	0.0	-
11:02	0.0	0.0	11:02	0.0	0.0	-
11:03	0.0	0.0	11:03	0.0	0.0	-

Grand Union Bowling Alley Site
BCP #360222
150 Westchester Avenue, Port Chester
September 12, 2024

PID DATA						
Upwind			Downwind			
Time	Concentration (ppm)	15-Min Avg Concentration (ppm)	Time	Concentration (ppm)	15-Min Avg Concentration (ppm)	Exceeds VOC Alarm Limit
11:04	0.0	0.0	11:04	0.0	0.0	-
11:05	0.0	0.0	11:05	0.0	0.0	-
11:06	0.0	0.0	11:06	0.0	0.0	-
11:07	0.0	0.0	11:07	0.0	0.0	-
11:08	0.0	0.0	11:08	0.0	0.0	-
11:09	0.0	0.0	11:09	0.0	0.0	-
11:10	0.0	0.0	11:10	0.0	0.0	-
11:11	0.0	0.0	11:11	0.0	0.0	-
11:12	0.0	0.0	11:12	0.0	0.0	-
11:13	0.0	0.0	11:13	0.0	0.0	-
11:14	0.0	0.0	11:14	0.0	0.0	-
11:15	0.0	0.0	11:15	0.0	0.0	-
11:16	0.0	0.0	11:16	0.0	0.0	-
11:17	0.0	0.0	11:17	0.0	0.0	-
11:18	0.0	0.0	11:18	0.0	0.0	-
11:19	0.0	0.0	11:19	0.0	0.0	-
11:20	0.0	0.0	11:20	0.0	0.0	-
11:21	0.0	0.0	11:21	0.0	0.0	-
11:22	0.0	0.0	11:22	0.0	0.0	-
11:23	0.0	0.0	11:23	0.0	0.0	-
11:24	0.0	0.0	11:24	0.0	0.0	-
11:25	0.0	0.0	11:25	0.0	0.0	-
11:26	0.0	0.0	11:26	0.0	0.0	-
11:27	0.0	0.0	11:27	0.0	0.0	-
11:28	0.0	0.0	11:28	0.0	0.0	-
11:29	0.0	0.0	11:29	0.0	0.0	-
11:30	0.0	0.0	11:30	0.0	0.0	-
11:31	0.0	0.0	11:31	0.0	0.0	-
11:32	0.0	0.0	11:32	0.0	0.0	-
11:33	0.0	0.0	11:33	0.0	0.0	-
11:34	0.0	0.0	11:34	0.0	0.0	-
11:35	0.0	0.0	11:35	0.0	0.0	-
11:36	0.0	0.0	11:36	0.0	0.0	-
11:37	0.0	0.0	11:37	0.0	0.0	-
11:38	0.0	0.0	11:38	0.0	0.0	-
11:39	0.0	0.0	11:39	0.0	0.0	-
11:40	0.0	0.0	11:40	0.0	0.0	-
11:41	0.0	0.0	11:41	0.0	0.0	-
11:42	0.0	0.0	11:42	0.0	0.0	-
11:43	0.0	0.0	11:43	0.0	0.0	-
11:44	0.0	0.0	11:44	0.0	0.0	-
11:45	0.0	0.0	11:45	0.0	0.0	-
11:46	0.0	0.0	11:46	0.0	0.0	-
11:47	0.0	0.0	11:47	0.0	0.0	-
11:48	0.0	0.0	11:48	0.0	0.0	-
11:49	0.0	0.0	11:49	0.0	0.0	-
11:50	0.0	0.0	11:50	0.0	0.0	-
11:51	0.0	0.0	11:51	0.0	0.0	-

Grand Union Bowling Alley Site
BCP #360222
150 Westchester Avenue, Port Chester
September 12, 2024

PID DATA						
Upwind			Downwind			
Time	Concentration (ppm)	15-Min Avg Concentration (ppm)	Time	Concentration (ppm)	15-Min Avg Concentration (ppm)	Exceeds VOC Alarm Limit
11:52	0.0	0.0	11:52	0.0	0.0	-
11:53	0.0	0.0	11:53	0.0	0.0	-
11:54	0.0	0.0	11:54	0.0	0.0	-
11:55	0.0	0.0	11:55	0.0	0.0	-
11:56	0.0	0.0	11:56	0.0	0.0	-
11:57	0.0	0.0	11:57	0.0	0.0	-
11:58	0.0	0.0	11:58	0.0	0.0	-
11:59	0.0	0.0	11:59	0.0	0.0	-
12:00	0.0	0.0	12:00	0.0	0.0	-
12:01	0.0	0.0	12:01	0.0	0.0	-
12:02	0.0	0.0	12:02	0.0	0.0	-
12:03	0.0	0.0	12:03	0.0	0.0	-
12:04	0.0	0.0	12:04	0.0	0.0	-
12:05	0.0	0.0	12:05	0.0	0.0	-
12:06	0.0	0.0	12:06	0.0	0.0	-
12:07	0.0	0.0	12:07	0.0	0.0	-
12:08	0.0	0.0	12:08	0.0	0.0	-
12:09	0.0	0.0	12:09	0.0	0.0	-
12:10	0.0	0.0	12:10	0.0	0.0	-
12:11	0.0	0.0	12:11	0.0	0.0	-
12:12	0.0	0.0	12:12	0.0	0.0	-
12:13	0.0	0.0	12:13	0.0	0.0	-
12:14	0.0	0.0	12:14	0.0	0.0	-
12:15	0.0	0.0	12:15	0.0	0.0	-
12:16	0.0	0.0	12:16	0.0	0.0	-
12:17	0.0	0.0	12:17	0.0	0.0	-
12:18	0.0	0.0	12:18	0.0	0.0	-
12:19	0.0	0.0	12:19	0.0	0.0	-
12:20	0.0	0.0	12:20	0.0	0.0	-
12:21	0.0	0.0	12:21	0.0	0.0	-
12:22	0.0	0.0	12:22	0.0	0.0	-
12:23	0.0	0.0	12:23	0.0	0.0	-
12:24	0.0	0.0	12:24	0.0	0.0	-
12:25	0.0	0.0	12:25	0.0	0.0	-
12:26	0.0	0.0	12:26	0.0	0.0	-
12:27	0.0	0.0	12:27	0.0	0.0	-
12:28	0.0	0.0	12:28	0.0	0.0	-
12:29	0.0	0.0	12:29	0.0	0.0	-
12:30	0.0	0.0	12:30	0.0	0.0	-
12:31	0.0	0.0	12:31	0.0	0.0	-
12:32	0.0	0.0	12:32	0.0	0.0	-
12:33	0.0	0.0	12:33	0.0	0.0	-
12:34	0.0	0.0	12:34	0.0	0.0	-
12:35	0.0	0.0	12:35	0.0	0.0	-
12:36	0.0	0.0	12:36	0.0	0.0	-
12:37	0.0	0.0	12:37	0.0	0.0	-
12:38	0.0	0.0	12:38	0.0	0.0	-
12:39	0.0	0.0	12:39	0.0	0.0	-

Grand Union Bowling Alley Site
BCP #360222
150 Westchester Avenue, Port Chester
September 12, 2024

PID DATA						
Upwind			Downwind			
Time	Concentration (ppm)	15-Min Avg Concentration (ppm)	Time	Concentration (ppm)	15-Min Avg Concentration (ppm)	Exceeds VOC Alarm Limit
12:40	0.0	0.0	12:40	0.0	0.0	-
12:41	0.0	0.0	12:41	0.0	0.0	-
12:42	0.0	0.0	12:42	0.0	0.0	-
12:43	0.0	0.0	12:43	0.0	0.0	-
12:44	0.0	0.0	12:44	0.0	0.0	-
12:45	0.0	0.0	12:45	0.0	0.0	-
12:46	0.0	0.0	12:46	0.0	0.0	-
12:47	0.0	0.0	12:47	0.0	0.0	-
12:48	0.0	0.0	12:48	0.0	0.0	-
12:49	0.0	0.0	12:49	0.0	0.0	-
12:50	0.0	0.0	12:50	0.0	0.0	-
12:51	0.0	0.0	12:51	0.0	0.0	-
12:52	0.0	0.0	12:52	0.0	0.0	-
12:53	0.0	0.0	12:53	0.0	0.0	-
12:54	0.0	0.0	12:54	0.0	0.0	-
12:55	0.0	0.0	12:55	0.0	0.0	-
12:56	0.0	0.0	12:56	0.0	0.0	-
12:57	0.0	0.0	12:57	0.0	0.0	-
12:58	0.0	0.0	12:58	0.0	0.0	-
12:59	0.0	0.0	12:59	0.0	0.0	-
13:00	0.0	0.0	13:00	0.0	0.0	-
13:01	0.0	0.0	13:01	0.0	0.0	-
13:02	0.0	0.0	13:02	0.0	0.0	-
13:03	0.0	0.0	13:03	0.0	0.0	-
13:04	0.0	0.0	13:04	0.0	0.0	-
13:05	0.0	0.0	13:05	0.0	0.0	-
13:06	0.0	0.0	13:06	0.0	0.0	-
13:07	0.0	0.0	13:07	0.0	0.0	-
13:08	0.0	0.0	13:08	0.0	0.0	-
13:09	0.0	0.0	13:09	0.0	0.0	-
13:10	0.0	0.0	13:10	0.0	0.0	-
13:11	0.0	0.0	13:11	0.0	0.0	-
13:12	0.0	0.0	13:12	0.0	0.0	-
13:13	0.0	0.0	13:13	0.0	0.0	-
13:14	0.0	0.0	13:14	0.0	0.0	-
13:15	0.0	0.0	13:15	0.0	0.0	-
13:16	0.0	0.0	13:16	0.0	0.0	-
13:17	0.0	0.0	13:17	0.0	0.0	-
13:18	0.0	0.0	13:18	0.0	0.0	-
13:19	0.0	0.0	13:19	0.0	0.0	-
13:20	0.0	0.0	13:20	0.0	0.0	-
13:21	0.0	0.0	13:21	0.0	0.0	-
13:22	0.0	0.0	13:22	0.0	0.0	-
13:23	0.0	0.0	13:23	0.0	0.0	-
13:24	0.0	0.0	13:24	0.0	0.0	-
13:25	0.0	0.0	13:25	0.0	0.0	-
13:26	0.0	0.0	13:26	0.0	0.0	-
13:27	0.0	0.0	13:27	0.0	0.0	-

Grand Union Bowling Alley Site
BCP #360222
150 Westchester Avenue, Port Chester
September 12, 2024

PID DATA						
Upwind			Downwind			
Time	Concentration (ppm)	15-Min Avg Concentration (ppm)	Time	Concentration (ppm)	15-Min Avg Concentration (ppm)	Exceeds VOC Alarm Limit
13:28	0.0	0.0	13:28	0.0	0.0	-
13:29	0.0	0.0	13:29	0.0	0.0	-
13:30	0.0	0.0	13:30	0.0	0.0	-
13:31	0.0	0.0	13:31	0.0	0.0	-
13:32	0.0	0.0	13:32	0.0	0.0	-
13:33	0.0	0.0	13:33	0.0	0.0	-
13:34	0.0	0.0	13:34	0.0	0.0	-
13:35	0.0	0.0	13:35	0.0	0.0	-
13:36	0.0	0.0	13:36	0.0	0.0	-
13:37	0.0	0.0	13:37	0.0	0.0	-
13:38	0.0	0.0	13:38	0.0	0.0	-
13:39	0.0	0.0	13:39	0.0	0.0	-
13:40	0.0	0.0	13:40	0.0	0.0	-
13:41	0.0	0.0	13:41	0.0	0.0	-
13:42	0.0	0.0	13:42	0.0	0.0	-
13:43	0.0	0.0	13:43	0.0	0.0	-
13:44	0.0	0.0	13:44	0.0	0.0	-
13:45	0.0	0.0	13:45	0.0	0.0	-
13:46	0.0	0.0	13:46	0.0	0.0	-
13:47	0.0	0.0	13:47	0.0	0.0	-
13:48	0.0	0.0	13:48	0.0	0.0	-
13:49	0.0	0.0	13:49	0.0	0.0	-
13:50	0.0	0.0	13:50	0.0	0.0	-
13:51	0.0	0.0	13:51	0.0	0.0	-
13:52	0.0	0.0	13:52	0.0	0.0	-
13:53	0.0	0.0	13:53	0.0	0.0	-
13:54	0.0	0.0	13:54	0.0	0.0	-
13:55	0.0	0.0	13:55	0.0	0.0	-
13:56	0.0	0.0	13:56	0.0	0.0	-
13:57	0.0	0.0	13:57	0.0	0.0	-
13:58	0.0	0.0	13:58	0.0	0.0	-
13:59	0.0	0.0	13:59	0.0	0.0	-
14:00	0.0	0.0	14:00	0.0	0.0	-
14:01	0.0	0.0	14:01	0.0	0.0	-
14:02	0.0	0.0	14:02	0.0	0.0	-
14:03	0.0	0.0	14:03	0.0	0.0	-
14:04	0.0	0.0	14:04	0.0	0.0	-
14:05	0.0	0.0	14:05	0.0	0.0	-
14:06	0.0	0.0	14:06	0.0	0.0	-
14:07	0.0	0.0	14:07	0.0	0.0	-
14:08	0.0	0.0	14:08	0.0	0.0	-
14:09	0.0	0.0	14:09	0.0	0.0	-
14:10	0.0	0.0	14:10	0.0	0.0	-
14:11	0.0	0.0	14:11	0.0	0.0	-
14:12	0.0	0.0	14:12	0.0	0.0	-
14:13	0.0	0.0	14:13	0.0	0.0	-
14:14	0.0	0.0	14:14	0.0	0.0	-
14:15	0.0	0.0	14:15	0.0	0.0	-

Grand Union Bowling Alley Site
BCP #360222
150 Westchester Avenue, Port Chester
September 12, 2024

PID DATA						
Upwind			Downwind			
Time	Concentration (ppm)	15-Min Avg Concentration (ppm)	Time	Concentration (ppm)	15-Min Avg Concentration (ppm)	Exceeds VOC Alarm Limit
14:16	0.0	0.0	14:16	0.0	0.0	-
14:17	0.0	0.0	14:17	0.0	0.0	-
14:18	0.0	0.0	14:18	0.0	0.0	-
14:19	0.0	0.0	14:19	0.0	0.0	-
14:20	0.0	0.0	14:20	0.0	0.0	-
14:21	0.0	0.0	14:21	0.0	0.0	-
14:22	0.0	0.0	14:22	0.0	0.0	-
14:23	0.0	0.0	14:23	0.0	0.0	-
14:24	0.0	0.0	14:24	0.0	0.0	-
14:25	0.0	0.0	14:25	0.0	0.0	-
14:26	0.0	0.0	14:26	0.0	0.0	-
14:27	0.0	0.0	14:27	0.0	0.0	-
14:28	0.0	0.0	14:28	0.0	0.0	-
14:29	0.0	0.0	14:29	0.0	0.0	-
14:30	0.0	0.0	14:30	0.0	0.0	-
14:31	0.0	0.0	14:31	0.0	0.0	-
14:32	0.0	0.0	14:32	0.0	0.0	-
14:33	0.0	0.0	14:33	0.0	0.0	-
14:34	0.0	0.0	14:34	0.0	0.0	-
14:35	0.0	0.0	14:35	0.0	0.0	-
14:36	0.0	0.0	14:36	0.0	0.0	-
14:37	0.0	0.0	14:37	0.0	0.0	-
14:38	0.0	0.0	14:38	0.0	0.0	-
14:39	0.0	0.0	14:39	0.0	0.0	-
14:40	0.0	0.0	14:40	0.0	0.0	-
14:41	0.0	0.0	14:41	0.0	0.0	-
14:42	0.0	0.0	14:42	0.0	0.0	-
14:43	0.0	0.0	14:43	0.0	0.0	-
14:44	0.0	0.0	14:44	0.0	0.0	-
14:45	0.0	0.0	14:45	0.0	0.0	-
14:46	0.0	0.0	14:46	0.0	0.0	-
14:47	0.0	0.0	14:47	0.0	0.0	-
14:48	0.0	0.0	14:48	0.0	0.0	-
14:49	0.0	0.0	14:49	0.0	0.0	-
14:50	0.0	0.0	14:50	0.0	0.0	-
14:51	0.0	0.0	14:51	0.0	0.0	-
14:52	0.0	0.0	14:52	0.0	0.0	-
14:53	0.0	0.0	14:53	0.0	0.0	-
14:54	0.0	0.0	14:54	0.0	0.0	-
14:55	0.0	0.0	14:55	0.0	0.0	-
14:56	0.0	0.0	14:56	0.0	0.0	-
14:57	0.0	0.0	14:57	0.0	0.0	-
14:58	0.0	0.0	14:58	0.0	0.0	-
14:59	0.0	0.0	14:59	0.0	0.0	-
15:00	0.0	0.0	15:00	0.0	0.0	-
15:01	0.0	0.0	15:01	0.0	0.0	-
15:02	0.0	0.0	15:02	0.0	0.0	-
15:03	0.0	0.0	15:03	0.0	0.0	-

Grand Union Bowling Alley Site
BCP #360222
150 Westchester Avenue, Port Chester
September 12, 2024

PID DATA						
Upwind			Downwind			Exceeds VOC Alarm Limit
Time	Concentration (ppm)	15-Min Avg Concentration (ppm)	Time	Concentration (ppm)	15-Min Avg Concentration (ppm)	
15:04	0.0	0.0	15:04	0.0	0.0	-
15:05	0.0	0.0	15:05	0.0	0.0	-
15:06	0.0	0.0	15:06	0.0	0.0	-
15:07	0.0	0.0	15:07	0.0	0.0	-
15:08	0.0	0.0	15:08	0.0	0.0	-
15:09	0.0	0.0	15:09	0.0	0.0	-
15:10	0.0	0.0	15:10	0.0	0.0	-
15:11	0.0	0.0	15:11	0.0	0.0	-
15:12	0.0	0.0	15:12	0.0	0.0	-
15:13	0.0	0.0	15:13	0.0	0.0	-
15:14	0.0	0.0	15:14	0.0	0.0	-
15:15	0.0	0.0	15:15	0.0	0.0	-
15:16	0.0	0.0	15:16	0.0	0.0	-
15:17	0.0	0.0	15:17	0.0	0.0	-
15:18	0.0	0.0	15:18	0.0	0.0	-
15:19	0.0	0.0	15:19	0.0	0.0	-
15:20	0.0	0.0	15:20	0.0	0.0	-
15:21	0.0	0.0	15:21	0.0	0.0	-
15:22	0.0	0.0	15:22	0.0	0.0	-
15:23	0.0	0.0	15:23	0.0	0.0	-
15:24	0.0	0.0	15:24	0.0	0.0	-
15:25	0.0	0.0	15:25	0.0	0.0	-
15:26	0.0	0.0	15:26	0.0	0.0	-
15:27	0.0	0.0	15:27	0.0	0.0	-
15:28	0.0	0.0	15:28	0.0	0.0	-
15:29	0.0	0.0	15:29	0.0	0.0	-
15:30	0.0	0.0	15:30	0.0	0.0	-
15:31	0.0	0.0	15:31	0.0	0.0	-
15:32	0.0	0.0	15:32	0.0	0.0	-
15:33	0.0	0.0	15:33	0.0	0.0	-
15:34	0.0	0.0	15:34	0.0	0.0	-
15:35	0.0	0.0	15:35	0.0	0.0	-
15:36	0.0	0.0	15:36	0.0	0.0	-
15:37	0.0	0.0	15:37	0.0	0.0	-
15:38	0.0	0.0	15:38	0.0	0.0	-
15:39	0.0	0.0	15:39	0.0	0.0	-
15:40	0.0	0.0	15:40	0.0	0.0	-
15:41	0.0	0.0	15:41	0.0	0.0	-
15:42	0.0	0.0	15:42	0.0	0.0	-
15:43	0.0	0.0	15:43	0.0	0.0	-

SESI CONSULTING ENGINEERS

959 US-46 Floor 3, Suite 300 - Parsippany-Troy Hills, NJ

DAILY AIR MONITORING REPORT
150 Westchester Avenue
Port Chester, New York

09/13/2024

Rev. No. 0 | Page 1 of 2

Project Number: 11895A

Dust Action Level: 150 µg/m^3

VOC Action Level: 5 ppm

Weather Data Range for Work Day		Wind Direction	SE	Relative Humidity (%)	54.0 - 96.0	Daily Rain Total (in)	0.00	Readings in the summary table and graphs below are the reported downwind concentrations.
Temperature (°F)	57.0 - 76.0	Wind Speed (MPH)	0.0 - 2.9	Barometer (inHg)	30.20 - 30.30	Avg. Dew Point Temp (°F)	62.3	

Station Location	Daily Avg. Dust Concentration (µg/m^3)	Max 15-Min Dust Concentration (µg/m^3)	Time of Max Dust Reading	Daily Avg. VOC Concentration (ppm)	Max 15-Min VOC Concentration (ppm)	Time of Max VOC Reading
Upwind	56.1	106.6	14:58	0.0	0.0	8:15
Downwind	50.9	130.5	8:42	0.0	0.0	8:16

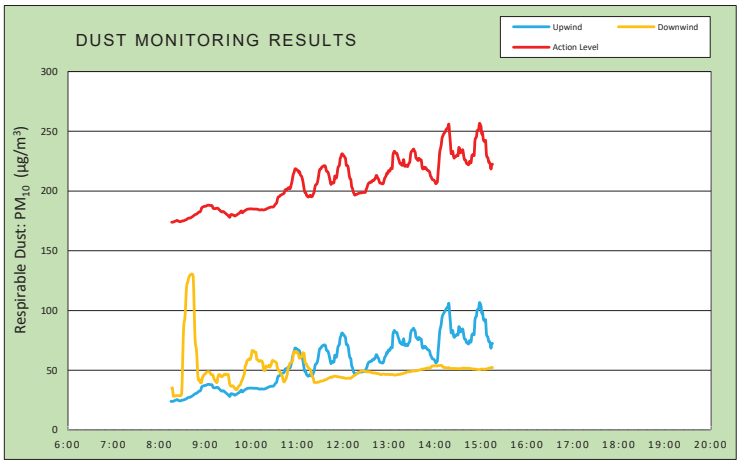

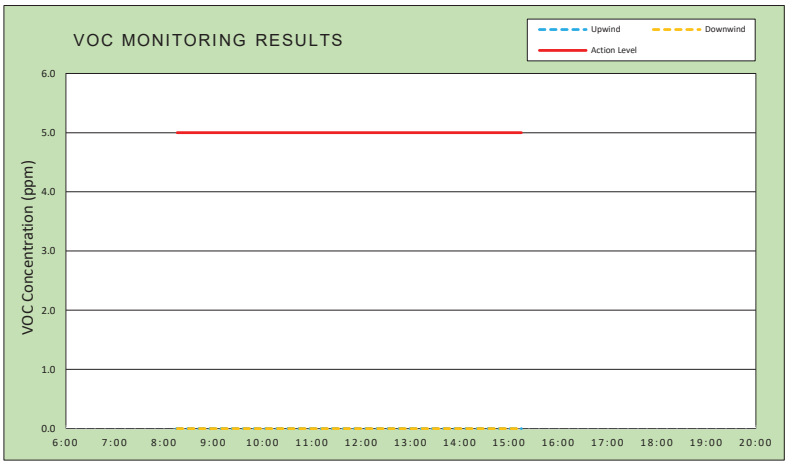

Air Monitoring Notes:

Weather Notes:

EMILCOTT
A Triumvirate Environmental Company

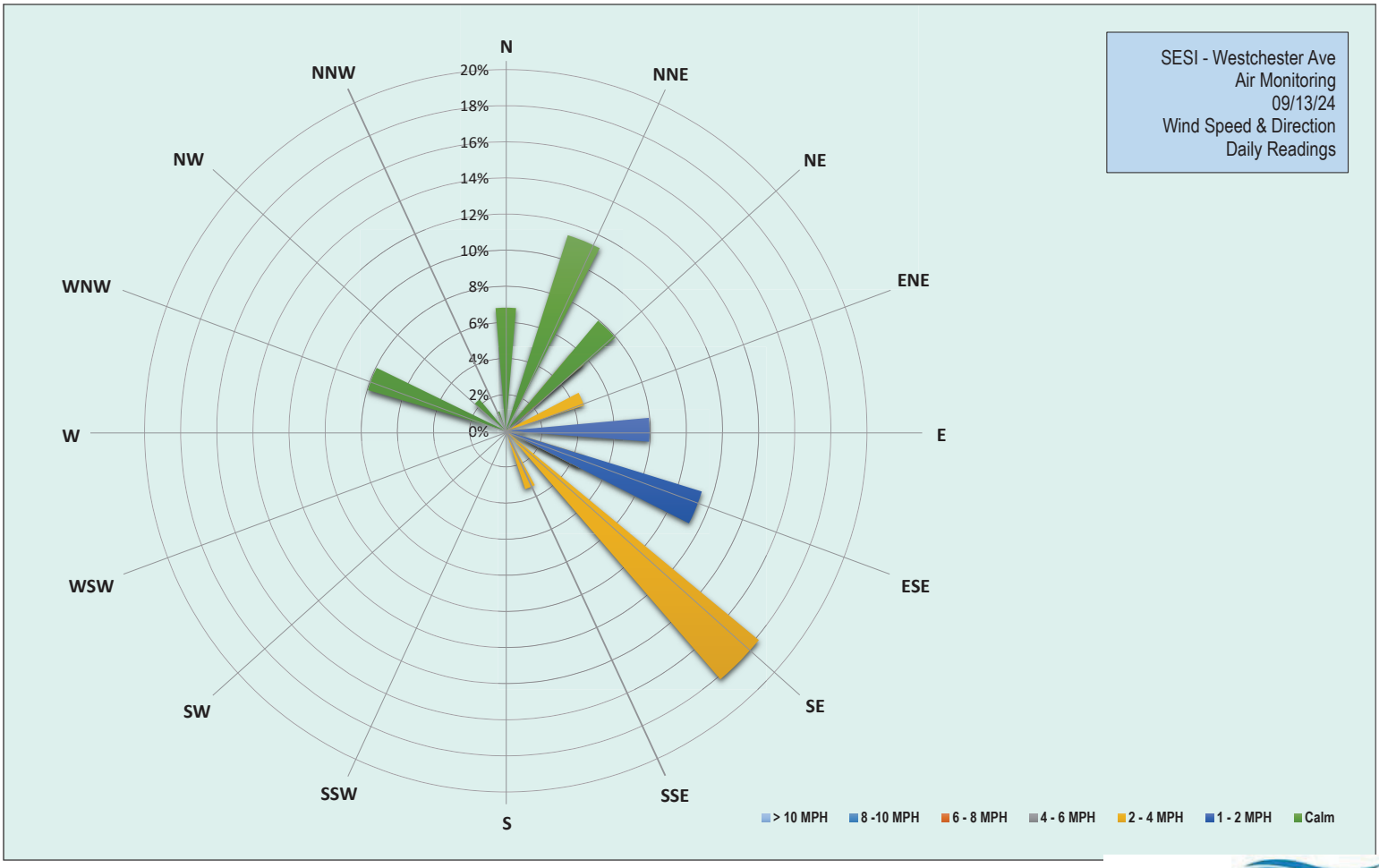

EMILCOTT
A Triumvirate Environmental Company

Grand Union Bowling Alley Site
BCP #360222
150 Westchester Avenue, Port Chester
September 13, 2024

Friday, September 13, 2024						
Number of Instances Where Downwind Particulates Exceeds Upwind Particulate + 150 =						0
Number of Comparable Data Points =						420
Start Time:						8:00
End Time:						15:15
PARTICULATE DATA						
Upwind			Downwind			Exceeds Particulate Alarm Limit
Time	Concentration (ug/m^3)	15-Min Avg Concentration (ug/m^3)	Time	Concentration (ug/m^3)	15-Min Avg Concentration (ug/m^3)	
8:00	26.8	-	8:00	-	-	-
8:01	26.3	-	8:01	29.0	-	-
8:02	25.3	-	8:02	28.6	-	-
8:03	23.8	-	8:03	128.4	-	-
8:04	20.5	-	8:04	36.8	-	-
8:05	19.3	-	8:05	27.0	-	-
8:06	18.5	-	8:06	26.8	-	-
8:07	18.8	-	8:07	27.0	-	-
8:08	21.3	-	8:08	29.2	-	-
8:09	31.0	-	8:09	29.0	-	-
8:10	36.8	-	8:10	27.4	-	-
8:11	27.8	-	8:11	28.2	-	-
8:12	26.0	-	8:12	28.6	-	-
8:13	22.5	-	8:13	29.2	-	-
8:14	20.3	-	8:14	27.6	-	-
8:15	21.5	24.0	8:15	26.2	-	-
8:16	25.3	23.9	8:16	27.2	35.1	-
8:17	26.3	24.0	8:17	28.2	35.1	-
8:18	25.5	24.1	8:18	30.2	28.6	-
8:19	23.0	24.2	8:19	30.4	28.1	-
8:20	25.5	24.7	8:20	30.4	28.4	-
8:21	22.3	24.9	8:21	29.2	28.5	-
8:22	22.3	25.1	8:22	29.0	28.7	-
8:23	25.3	25.4	8:23	29.6	28.7	-
8:24	26.3	25.1	8:24	29.2	28.7	-
8:25	30.0	24.6	8:25	29.0	28.8	-
8:26	25.5	24.5	8:26	26.6	28.7	-
8:27	23.0	24.3	8:27	26.4	28.6	-
8:28	25.5	24.5	8:28	33.2	28.8	-
8:29	24.3	24.8	8:29	55.2	30.7	-
8:30	25.5	25.0	8:30	301.2	49.0	-
8:31	25.3	25.0	8:31	427.2	75.7	-
8:32	29.5	25.2	8:32	232.2	89.3	-
8:33	29.0	25.5	8:33	81.0	92.7	-
8:34	28.3	25.8	8:34	167.2	101.8	-
8:35	28.5	26.0	8:35	247.0	116.2	-
8:36	29.0	26.5	8:36	120.6	122.3	-
8:37	29.5	27.0	8:37	53.0	123.9	-
8:38	30.0	27.3	8:38	74.4	126.9	-
8:39	27.5	27.4	8:39	53.4	128.5	-
8:40	30.0	27.4	8:40	46.0	129.6	-

Grand Union Bowling Alley Site
BCP #360222
150 Westchester Avenue, Port Chester
September 13, 2024

PARTICULATE DATA						
Upwind			Downwind			Exceeds Particulate Alarm Limit
Time	Concentration (ug/m^3)	15-Min Avg Concentration (ug/m^3)	Time	Concentration (ug/m^3)	15-Min Avg Concentration (ug/m^3)	
8:41	31.0	27.7	8:41	34.4	130.2	-
8:42	29.8	28.2	8:42	31.4	130.5	-
8:43	30.8	28.5	8:43	31.2	130.4	-
8:44	31.8	29.0	8:44	32.0	128.8	-
8:45	33.5	29.6	8:45	36.6	111.2	-
8:46	33.3	30.1	8:46	35.0	85.0	-
8:47	33.3	30.3	8:47	33.8	71.8	-
8:48	33.3	30.6	8:48	35.8	68.8	-
8:49	32.8	30.9	8:49	37.0	60.1	-
8:50	38.8	31.6	8:50	46.0	46.7	-
8:51	37.3	32.2	8:51	46.2	41.7	-
8:52	33.3	32.4	8:52	60.6	42.3	-
8:53	32.5	32.6	8:53	46.4	40.4	-
8:54	42.8	33.6	8:54	37.2	39.3	-
8:55	61.5	35.7	8:55	55.2	39.9	-
8:56	41.3	36.4	8:56	87.0	43.4	-
8:57	35.5	36.8	8:57	54.4	45.0	-
8:58	34.5	37.0	8:58	47.2	46.0	-
8:59	34.8	37.2	8:59	41.6	46.7	-
9:00	33.8	37.2	9:00	40.2	46.9	-
9:01	36.5	37.4	9:01	51.4	48.0	-
9:02	38.8	37.8	9:02	41.6	48.5	-
9:03	37.5	38.1	9:03	39.0	48.7	-
9:04	34.0	38.2	9:04	38.8	48.9	-
9:05	38.0	38.1	9:05	41.2	48.5	-
9:06	34.0	37.9	9:06	39.8	48.1	-
9:07	33.3	37.9	9:07	40.0	46.7	-
9:08	33.0	37.9	9:08	39.4	46.3	-
9:09	35.0	37.4	9:09	38.8	46.4	-
9:10	35.3	35.7	9:10	45.4	45.7	-
9:11	36.3	35.3	9:11	47.2	43.1	-
9:12	34.3	35.3	9:12	38.0	42.0	-
9:13	35.8	35.3	9:13	30.0	40.8	-
9:14	37.0	35.5	9:14	32.0	40.2	-
9:15	35.3	35.6	9:15	31.8	39.6	-
9:16	37.3	35.6	9:16	104.2	43.1	-
9:17	31.8	35.2	9:17	82.0	45.8	-
9:18	25.3	34.4	9:18	47.4	46.4	-
9:19	26.5	33.9	9:19	34.6	46.1	-
9:20	25.8	33.0	9:20	28.4	45.3	-
9:21	29.8	32.8	9:21	29.8	44.6	-
9:22	28.3	32.4	9:22	41.2	44.7	-
9:23	39.3	32.8	9:23	51.6	45.5	-
9:24	31.3	32.6	9:24	43.2	45.8	-
9:25	27.5	32.1	9:25	59.8	46.7	-
9:26	27.5	31.5	9:26	43.6	46.5	-
9:27	26.0	30.9	9:27	33.2	46.2	-
9:28	26.8	30.3	9:28	34.2	46.5	-

Grand Union Bowling Alley Site
BCP #360222
150 Westchester Avenue, Port Chester
September 13, 2024

PARTICULATE DATA						
Upwind			Downwind			Exceeds Particulate Alarm Limit
Time	Concentration (ug/m^3)	15-Min Avg Concentration (ug/m^3)	Time	Concentration (ug/m^3)	15-Min Avg Concentration (ug/m^3)	
9:29	29.5	29.8	9:29	31.6	46.4	-
9:30	26.3	29.2	9:30	29.0	46.3	-
9:31	25.8	28.5	9:31	30.8	41.4	-
9:32	26.0	28.1	9:32	30.8	37.9	-
9:33	55.8	30.1	9:33	30.3	36.8	-
9:34	29.8	30.3	9:34	31.3	36.6	-
9:35	23.8	30.2	9:35	31.8	36.8	-
9:36	25.5	29.9	9:36	31.0	36.9	-
9:37	26.5	29.8	9:37	31.0	36.2	-
9:38	29.3	29.1	9:38	34.0	35.0	-
9:39	33.0	29.3	9:39	41.0	34.9	-
9:40	32.8	29.6	9:40	43.3	33.8	-
9:41	33.8	30.0	9:41	43.0	33.7	-
9:42	32.8	30.5	9:42	48.3	34.7	-
9:43	34.5	31.0	9:43	54.5	36.1	-
9:44	34.3	31.3	9:44	43.5	36.9	-
9:45	36.8	32.0	9:45	39.8	37.6	-
9:46	37.3	32.8	9:46	43.8	38.5	-
9:47	34.3	33.3	9:47	62.3	40.6	-
9:48	33.3	31.8	9:48	46.8	41.7	-
9:49	34.8	32.2	9:49	58.5	43.5	-
9:50	33.0	32.8	9:50	58.8	45.3	-
9:51	33.5	33.3	9:51	58.3	47.1	-
9:52	33.5	33.8	9:52	128.8	53.6	-
9:53	35.3	34.2	9:53	43.8	54.3	-
9:54	38.3	34.5	9:54	84.0	57.1	-
9:55	37.0	34.8	9:55	59.8	58.2	-
9:56	34.8	34.9	9:56	51.8	58.8	-
9:57	34.5	35.0	9:57	58.0	59.5	-
9:58	35.0	35.0	9:58	44.3	58.8	-
9:59	36.0	35.1	9:59	57.8	59.7	-
10:00	35.8	35.1	10:00	73.5	62.0	-
10:01	35.5	35.0	10:01	111.8	66.5	-
10:02	34.3	35.0	10:02	58.5	66.3	-
10:03	33.0	34.9	10:03	43.8	66.1	-
10:04	33.5	34.9	10:04	43.8	65.1	-
10:05	33.0	34.9	10:05	61.8	65.3	-
10:06	34.3	34.9	10:06	53.3	65.0	-
10:07	32.3	34.8	10:07	41.5	59.1	-
10:08	35.0	34.8	10:08	42.3	59.0	-
10:09	34.3	34.5	10:09	74.3	58.4	-
10:10	33.0	34.3	10:10	44.0	57.3	-
10:11	33.5	34.2	10:11	58.8	57.8	-
10:12	35.3	34.2	10:12	57.8	57.8	-
10:13	38.0	34.4	10:13	46.5	57.9	-
10:14	34.0	34.3	10:14	50.5	57.5	-
10:15	34.3	34.2	10:15	42.0	55.4	-
10:16	35.0	34.2	10:16	41.8	50.7	-

Grand Union Bowling Alley Site
BCP #360222
150 Westchester Avenue, Port Chester
September 13, 2024

PARTICULATE DATA						
Upwind			Downwind			Exceeds Particulate Alarm Limit
Time	Concentration (ug/m^3)	15-Min Avg Concentration (ug/m^3)	Time	Concentration (ug/m^3)	15-Min Avg Concentration (ug/m^3)	
10:17	35.5	34.3	10:17	42.8	49.6	-
10:18	37.3	34.5	10:18	50.5	50.1	-
10:19	35.8	34.7	10:19	94.3	53.5	-
10:20	39.8	35.1	10:20	53.3	52.9	-
10:21	38.0	35.4	10:21	53.0	52.9	-
10:22	37.5	35.7	10:22	44.5	53.1	-
10:23	39.0	36.0	10:23	60.0	54.3	-
10:24	38.3	36.3	10:24	49.0	52.6	-
10:25	35.5	36.4	10:25	60.0	53.6	-
10:26	35.5	36.6	10:26	77.5	54.9	-
10:27	36.5	36.7	10:27	96.8	57.5	-
10:28	36.5	36.6	10:28	57.5	58.2	-
10:29	38.8	36.9	10:29	45.0	57.9	-
10:30	44.8	37.6	10:30	36.0	57.5	-
10:31	50.5	38.6	10:31	36.5	57.1	-
10:32	46.3	39.3	10:32	36.8	56.7	-
10:33	46.8	40.0	10:33	35.8	55.7	-
10:34	78.5	42.8	10:34	35.5	51.8	-
10:35	71.0	44.9	10:35	35.3	50.6	-
10:36	43.8	45.3	10:36	36.0	49.5	-
10:37	42.3	45.6	10:37	39.8	49.2	-
10:38	51.5	46.4	10:38	35.5	47.5	-
10:39	42.0	46.7	10:39	36.5	46.7	-
10:40	42.3	47.1	10:40	41.5	45.5	-
10:41	40.8	47.5	10:41	49.0	43.6	-
10:42	41.8	47.8	10:42	53.8	40.7	-
10:43	45.0	48.4	10:43	49.3	40.1	-
10:44	74.5	50.8	10:44	67.3	41.6	-
10:45	51.0	51.2	10:45	47.3	42.4	-
10:46	44.5	50.8	10:46	70.0	44.6	-
10:47	63.8	52.0	10:47	73.0	47.0	-
10:48	54.0	52.4	10:48	110.0	52.0	-
10:49	84.8	52.9	10:49	48.8	52.9	-
10:50	55.0	51.8	10:50	69.8	55.2	-
10:51	54.5	52.5	10:51	52.5	56.3	-
10:52	81.3	55.1	10:52	43.0	56.5	-
10:53	88.8	57.6	10:53	44.0	57.0	-
10:54	100.0	61.5	10:54	49.8	57.9	-
10:55	86.3	64.4	10:55	148.0	65.0	-
10:56	62.5	65.8	10:56	53.8	65.3	-
10:57	81.8	68.5	10:57	47.5	64.9	-
10:58	46.5	68.6	10:58	63.5	65.9	-
10:59	65.3	68.0	10:59	49.5	64.7	-
11:00	41.8	67.4	11:00	56.0	65.3	-
11:01	42.0	67.2	11:01	51.3	64.0	-
11:02	39.3	65.6	11:02	42.5	62.0	-
11:03	63.5	66.2	11:03	78.3	59.9	-
11:04	45.8	63.6	11:04	76.0	61.7	-

Grand Union Bowling Alley Site
BCP #360222
150 Westchester Avenue, Port Chester
September 13, 2024

PARTICULATE DATA						
Upwind			Downwind			Exceeds Particulate Alarm Limit
Time	Concentration (ug/m^3)	15-Min Avg Concentration (ug/m^3)	Time	Concentration (ug/m^3)	15-Min Avg Concentration (ug/m^3)	
11:05	43.3	62.8	11:05	57.0	60.8	-
11:06	37.8	61.7	11:06	62.8	61.5	-
11:07	42.8	59.1	11:07	87.8	64.5	-
11:08	36.5	55.7	11:08	45.0	64.6	-
11:09	37.3	51.5	11:09	42.0	64.1	-
11:10	47.3	48.9	11:10	38.3	56.7	-
11:11	63.3	48.9	11:11	39.0	55.8	-
11:12	44.0	46.4	11:12	38.8	55.2	-
11:13	41.3	46.1	11:13	38.3	53.5	-
11:14	49.3	45.0	11:14	38.5	52.8	-
11:15	47.0	45.3	11:15	40.5	51.7	-
11:16	48.8	45.8	11:16	39.3	50.9	-
11:17	49.5	46.5	11:17	39.5	50.7	-
11:18	46.0	45.3	11:18	41.8	48.3	-
11:19	44.8	45.2	11:19	38.8	45.8	-
11:20	56.0	46.1	11:20	39.0	44.6	-
11:21	62.0	47.7	11:21	40.8	43.1	-
11:22	64.5	49.2	11:22	40.8	40.0	-
11:23	95.8	53.1	11:23	40.8	39.7	-
11:24	67.5	55.1	11:24	41.8	39.7	-
11:25	52.5	55.5	11:25	39.5	39.8	-
11:26	80.3	56.6	11:26	40.3	39.9	-
11:27	84.8	59.3	11:27	39.5	39.9	-
11:28	102.3	63.4	11:28	41.0	40.1	-
11:29	108.0	67.3	11:29	41.3	40.3	-
11:30	63.8	68.4	11:30	47.0	40.7	-
11:31	50.8	68.6	11:31	42.5	40.9	-
11:32	71.5	70.0	11:32	40.8	41.0	-
11:33	51.8	70.4	11:33	41.5	41.0	-
11:34	52.8	70.9	11:34	42.5	41.3	-
11:35	55.8	70.9	11:35	43.8	41.6	-
11:36	67.3	71.3	11:36	45.5	41.9	-
11:37	47.0	70.1	11:37	43.3	42.1	-
11:38	49.8	67.0	11:38	44.3	42.3	-
11:39	56.5	66.3	11:39	46.0	42.6	-
11:40	47.8	66.0	11:40	47.3	43.1	-
11:41	50.0	64.0	11:41	46.0	43.5	-
11:42	44.8	61.3	11:42	42.3	43.7	-
11:43	54.3	58.1	11:43	45.0	43.9	-
11:44	68.8	55.5	11:44	47.8	44.4	-
11:45	84.8	56.9	11:45	42.5	44.1	-
11:46	54.3	57.1	11:46	44.8	44.2	-
11:47	63.5	56.6	11:47	49.3	44.8	-
11:48	60.3	57.2	11:48	43.3	44.9	-
11:49	132.5	62.5	11:49	43.8	45.0	-
11:50	45.3	61.8	11:50	43.3	44.9	-
11:51	52.5	60.8	11:51	43.3	44.8	-
11:52	95.8	64.0	11:52	41.0	44.6	-

Grand Union Bowling Alley Site
BCP #360222
150 Westchester Avenue, Port Chester
September 13, 2024

PARTICULATE DATA						
Upwind			Downwind			Exceeds Particulate Alarm Limit
Time	Concentration (ug/m^3)	15-Min Avg Concentration (ug/m^3)	Time	Concentration (ug/m^3)	15-Min Avg Concentration (ug/m^3)	
11:53	125.3	69.1	11:53	41.8	44.5	-
11:54	80.8	70.7	11:54	47.8	44.6	-
11:55	59.3	71.5	11:55	43.5	44.3	-
11:56	135.5	77.2	11:56	42.5	44.1	-
11:57	64.5	78.5	11:57	41.8	44.1	-
11:58	91.5	81.0	11:58	43.8	44.0	-
11:59	70.8	81.1	11:59	42.3	43.6	-
12:00	69.8	80.1	12:00	44.5	43.8	-
12:01	44.5	79.4	12:01	43.3	43.7	-
12:02	45.8	78.3	12:02	44.0	43.3	-
12:03	46.0	77.3	12:03	44.3	43.4	-
12:04	44.8	71.5	12:04	42.3	43.3	-
12:05	44.5	71.4	12:05	42.5	43.2	-
12:06	45.3	70.9	12:06	43.3	43.2	-
12:07	45.5	67.6	12:07	44.3	43.4	-
12:08	47.8	62.4	12:08	43.0	43.5	-
12:09	50.3	60.4	12:09	42.8	43.2	-
12:10	46.5	59.5	12:10	46.8	43.4	-
12:11	46.5	53.6	12:11	48.8	43.8	-
12:12	48.0	52.5	12:12	52.0	44.5	-
12:13	48.3	49.6	12:13	49.8	44.9	-
12:14	47.8	48.1	12:14	50.0	45.4	-
12:15	47.5	46.6	12:15	48.8	45.7	-
12:16	48.3	46.8	12:16	50.3	46.2	-
12:17	49.5	47.1	12:17	53.3	46.8	-
12:18	50.8	47.4	12:18	48.3	47.1	-
12:19	49.3	47.7	12:19	48.5	47.5	-
12:20	48.8	48.0	12:20	49.5	47.9	-
12:21	48.3	48.2	12:21	47.5	48.2	-
12:22	49.5	48.5	12:22	51.8	48.7	-
12:23	50.0	48.6	12:23	48.8	49.1	-
12:24	47.8	48.4	12:24	50.3	49.6	-
12:25	49.0	48.6	12:25	46.5	49.6	-
12:26	50.3	48.9	12:26	46.8	49.5	-
12:27	48.3	48.9	12:27	48.5	49.2	-
12:28	47.0	48.8	12:28	47.8	49.1	-
12:29	51.0	49.0	12:29	48.0	49.0	-
12:30	82.0	51.3	12:30	48.0	48.9	-
12:31	69.0	52.7	12:31	50.0	48.9	-
12:32	84.5	55.0	12:32	47.3	48.5	-
12:33	69.5	56.3	12:33	50.5	48.6	-
12:34	60.3	57.0	12:34	50.5	48.8	-
12:35	50.5	57.1	12:35	46.5	48.6	-
12:36	56.0	57.6	12:36	46.8	48.5	-
12:37	47.0	57.5	12:37	45.0	48.1	-
12:38	69.5	58.8	12:38	45.8	47.9	-
12:39	48.8	58.8	12:39	46.0	47.6	-
12:40	48.8	58.8	12:40	47.3	47.6	-

Grand Union Bowling Alley Site
BCP #360222
150 Westchester Avenue, Port Chester
September 13, 2024

PARTICULATE DATA						
Upwind			Downwind			Exceeds Particulate Alarm Limit
Time	Concentration (ug/m^3)	15-Min Avg Concentration (ug/m^3)	Time	Concentration (ug/m^3)	15-Min Avg Concentration (ug/m^3)	
12:41	70.3	60.2	12:41	48.0	47.7	-
12:42	50.3	60.3	12:42	46.5	47.6	-
12:43	86.0	62.9	12:43	44.8	47.4	-
12:44	49.0	62.8	12:44	46.5	47.3	-
12:45	54.5	60.9	12:45	46.8	47.2	-
12:46	58.0	60.2	12:46	47.0	47.0	-
12:47	52.0	58.0	12:47	46.8	47.0	-
12:48	48.5	56.6	12:48	45.5	46.6	-
12:49	59.5	56.6	12:49	46.0	46.3	-
12:50	47.8	56.4	12:50	46.8	46.4	-
12:51	50.3	56.0	12:51	52.0	46.7	-
12:52	49.3	56.2	12:52	46.0	46.8	-
12:53	94.0	57.8	12:53	46.0	46.8	-
12:54	89.0	60.5	12:54	44.5	46.7	-
12:55	65.0	61.6	12:55	45.3	46.6	-
12:56	89.0	62.8	12:56	45.8	46.4	-
12:57	83.3	65.0	12:57	48.8	46.6	-
12:58	77.8	64.5	12:58	44.5	46.5	-
12:59	84.3	66.8	12:59	46.5	46.5	-
13:00	60.0	67.2	13:00	45.0	46.4	-
13:01	51.5	66.7	13:01	47.0	46.4	-
13:02	82.8	68.8	13:02	46.5	46.4	-
13:03	54.8	69.2	13:03	45.8	46.4	-
13:04	52.3	68.7	13:04	46.3	46.4	-
13:05	220.5	80.2	13:05	46.8	46.4	-
13:06	81.3	82.3	13:06	45.3	46.0	-
13:07	65.0	83.4	13:07	45.5	46.0	-
13:08	71.3	81.8	13:08	46.0	46.0	-
13:09	87.3	81.7	13:09	46.0	46.1	-
13:10	63.3	81.6	13:10	46.8	46.2	-
13:11	57.5	79.5	13:11	52.3	46.6	-
13:12	49.5	77.3	13:12	47.3	46.5	-
13:13	51.8	75.5	13:13	44.8	46.5	-
13:14	49.0	73.2	13:14	45.5	46.4	-
13:15	52.0	72.6	13:15	51.8	46.9	-
13:16	54.0	72.8	13:16	46.3	46.8	-
13:17	62.0	71.4	13:17	47.8	46.9	-
13:18	93.5	74.0	13:18	50.8	47.3	-
13:19	87.5	76.4	13:19	50.3	47.5	-
13:20	141.0	71.1	13:20	48.3	47.6	-
13:21	75.0	70.6	13:21	47.8	47.8	-
13:22	76.5	71.4	13:22	48.5	48.0	-
13:23	74.0	71.6	13:23	51.8	48.4	-
13:24	69.8	70.4	13:24	50.0	48.6	-
13:25	86.5	72.0	13:25	49.3	48.8	-
13:26	77.8	73.3	13:26	49.5	48.6	-
13:27	64.8	74.3	13:27	48.5	48.7	-
13:28	145.0	80.6	13:28	47.5	48.9	-

Grand Union Bowling Alley Site
BCP #360222
150 Westchester Avenue, Port Chester
September 13, 2024

PARTICULATE DATA						
Upwind			Downwind			Exceeds Particulate Alarm Limit
Time	Concentration (ug/m^3)	15-Min Avg Concentration (ug/m^3)	Time	Concentration (ug/m^3)	15-Min Avg Concentration (ug/m^3)	
13:29	85.3	83.0	13:29	48.5	49.1	-
13:30	64.0	83.8	13:30	51.3	49.1	-
13:31	63.0	84.4	13:31	51.3	49.4	-
13:32	75.0	85.2	13:32	48.8	49.5	-
13:33	64.3	83.3	13:33	51.3	49.5	-
13:34	77.8	82.6	13:34	48.5	49.4	-
13:35	66.3	77.7	13:35	48.8	49.4	-
13:36	68.8	77.2	13:36	50.0	49.6	-
13:37	58.5	76.0	13:37	52.8	49.8	-
13:38	67.8	75.6	13:38	53.3	49.9	-
13:39	97.3	77.5	13:39	53.3	50.2	-
13:40	65.3	76.0	13:40	50.8	50.3	-
13:41	79.0	76.1	13:41	52.0	50.4	-
13:42	62.5	76.0	13:42	50.8	50.6	-
13:43	55.8	70.0	13:43	51.5	50.8	-
13:44	61.5	68.4	13:44	51.5	51.0	-
13:45	70.5	68.9	13:45	50.5	51.0	-
13:46	81.0	70.1	13:46	51.0	51.0	-
13:47	57.8	68.9	13:47	55.0	51.4	-
13:48	73.3	69.5	13:48	52.0	51.4	-
13:49	54.0	67.9	13:49	51.3	51.6	-
13:50	63.0	67.7	13:50	52.3	51.9	-
13:51	56.0	66.9	13:51	52.3	52.0	-
13:52	56.0	66.7	13:52	51.8	51.9	-
13:53	51.5	65.6	13:53	50.0	51.7	-
13:54	51.8	62.6	13:54	57.5	52.0	-
13:55	51.8	61.7	13:55	62.3	52.8	-
13:56	53.5	60.0	13:56	63.8	53.6	-
13:57	54.5	59.5	13:57	51.5	53.6	-
13:58	53.0	59.3	13:58	51.5	53.6	-
13:59	52.8	58.7	13:59	52.0	53.6	-
14:00	53.5	57.6	14:00	52.3	53.8	-
14:01	59.0	56.1	14:01	52.5	53.9	-
14:02	70.5	56.9	14:02	51.0	53.6	-
14:03	84.0	57.7	14:03	52.8	53.6	-
14:04	179.8	66.0	14:04	55.3	53.9	-
14:05	176.0	73.6	14:05	52.8	53.9	-
14:06	188.0	82.4	14:06	52.3	53.9	-
14:07	102.5	85.5	14:07	51.8	53.9	-
14:08	95.5	88.4	14:08	52.3	54.1	-
14:09	134.5	93.9	14:09	53.0	53.8	-
14:10	82.5	96.0	14:10	51.3	53.1	-
14:11	75.3	97.4	14:11	53.0	52.3	-
14:12	70.5	98.5	14:12	50.5	52.3	-
14:13	65.5	99.3	14:13	51.3	52.3	-
14:14	76.3	100.9	14:14	50.8	52.2	-
14:15	69.3	101.9	14:15	50.0	52.0	-
14:16	69.5	102.6	14:16	51.0	51.9	-

Grand Union Bowling Alley Site
BCP #360222
150 Westchester Avenue, Port Chester
September 13, 2024

PARTICULATE DATA						
Upwind			Downwind			Exceeds Particulate Alarm Limit
Time	Concentration (ug/m^3)	15-Min Avg Concentration (ug/m^3)	Time	Concentration (ug/m^3)	15-Min Avg Concentration (ug/m^3)	
14:17	89.3	103.9	14:17	53.0	52.1	-
14:18	113.3	105.8	14:18	53.5	52.1	-
14:19	58.0	97.7	14:19	50.5	51.8	-
14:20	64.0	90.3	14:20	49.8	51.6	-
14:21	52.8	81.2	14:21	49.5	51.4	-
14:22	111.5	81.8	14:22	51.5	51.4	-
14:23	118.0	83.3	14:23	53.0	51.4	-
14:24	74.8	79.4	14:24	53.0	51.4	-
14:25	54.3	77.5	14:25	52.8	51.5	-
14:26	97.3	78.9	14:26	50.8	51.4	-
14:27	68.0	78.8	14:27	50.8	51.4	-
14:28	79.5	79.7	14:28	50.8	51.4	-
14:29	84.5	80.3	14:29	49.0	51.3	-
14:30	59.0	79.6	14:30	51.3	51.3	-
14:31	172.3	86.4	14:31	51.8	51.4	-
14:32	75.5	85.5	14:32	51.0	51.3	-
14:33	61.3	82.0	14:33	52.8	51.2	-
14:34	71.8	83.0	14:34	53.8	51.4	-
14:35	71.0	83.4	14:35	51.8	51.6	-
14:36	70.8	84.6	14:36	52.8	51.8	-
14:37	61.0	81.3	14:37	51.8	51.8	-
14:38	55.3	77.1	14:38	51.5	51.7	-
14:39	56.3	75.8	14:39	52.8	51.7	-
14:40	53.5	75.8	14:40	52.0	51.6	-
14:41	57.3	73.1	14:41	50.5	51.6	-
14:42	68.3	73.1	14:42	51.3	51.6	-
14:43	65.3	72.2	14:43	50.3	51.6	-
14:44	82.8	72.1	14:44	49.8	51.7	-
14:45	100.8	74.9	14:45	50.0	51.6	-
14:46	153.3	73.6	14:46	48.5	51.4	-
14:47	77.3	73.7	14:47	51.0	51.4	-
14:48	146.5	79.4	14:48	51.3	51.3	-
14:49	86.0	80.3	14:49	51.0	51.1	-
14:50	74.8	80.6	14:50	51.5	51.1	-
14:51	56.5	79.6	14:51	51.5	51.0	-
14:52	241.8	91.7	14:52	52.0	51.0	-
14:53	96.5	94.4	14:53	50.0	50.9	-
14:54	67.8	95.2	14:54	51.0	50.8	-
14:55	135.5	100.7	14:55	49.5	50.6	-
14:56	58.0	100.7	14:56	49.3	50.5	-
14:57	88.8	102.1	14:57	50.5	50.5	-
14:58	132.8	106.6	14:58	50.5	50.5	-
14:59	69.0	105.7	14:59	51.3	50.6	-
15:00	72.8	103.8	15:00	54.0	50.9	-
15:01	62.3	97.7	15:01	51.0	51.0	-
15:02	91.8	98.7	15:02	50.5	51.0	-
15:03	59.8	92.9	15:03	49.0	50.8	-
15:04	68.3	91.7	15:04	50.5	50.8	-

Grand Union Bowling Alley Site
BCP #360222
150 Westchester Avenue, Port Chester
September 13, 2024

PARTICULATE DATA						
Upwind			Downwind			Exceeds Particulate Alarm Limit
Time	Concentration (ug/m^3)	15-Min Avg Concentration (ug/m^3)	Time	Concentration (ug/m^3)	15-Min Avg Concentration (ug/m^3)	
15:05	67.5	91.3	15:05	51.8	50.8	-
15:06	72.3	92.3	15:06	54.3	51.0	-
15:07	68.5	80.8	15:07	52.8	51.1	-
15:08	59.8	78.3	15:08	52.0	51.2	-
15:09	60.0	77.8	15:09	53.5	51.4	-
15:10	81.8	74.2	15:10	54.3	51.7	-
15:11	57.8	74.2	15:11	51.5	51.8	-
15:12	58.8	72.2	15:12	52.8	52.0	-
15:13	76.3	68.4	15:13	52.5	52.1	-
15:14	127.0	72.3	15:14	54.5	52.3	-
15:15	74.8	72.4	15:15	51.8	52.2	-

Grand Union Bowling Alley Site
BCP #360222
150 Westchester Avenue, Port Chester
September 13, 2024

Friday, September 13, 2024						
Number of Instances Where Downwind VOCs Exceeds Upwind VOCs + 5 =						0
Number of Comparable Data Points =						420
Start Time:						8:00
End Time:						15:15
PID DATA						
Upwind			Downwind			
Time	Concentration (ppm)	15-Min Avg Concentration (ppm)	Time	Concentration (ppm)	15-Min Avg Concentration (ppm)	Exceeds VOC Alarm Limit
8:00	0.0	-	8:00	-	-	-
8:01	0.0	-	8:01	0.0	-	-
8:02	0.0	-	8:02	0.0	-	-
8:03	0.0	-	8:03	0.0	-	-
8:04	0.0	-	8:04	0.0	-	-
8:05	0.0	-	8:05	0.0	-	-
8:06	0.0	-	8:06	0.0	-	-
8:07	0.0	-	8:07	0.0	-	-
8:08	0.0	-	8:08	0.0	-	-
8:09	0.0	-	8:09	0.0	-	-
8:10	0.0	-	8:10	0.0	-	-
8:11	0.0	-	8:11	0.0	-	-
8:12	0.0	-	8:12	0.0	-	-
8:13	0.0	-	8:13	0.0	-	-
8:14	0.0	-	8:14	0.0	-	-
8:15	0.0	0.0	8:15	0.0	-	-
8:16	0.0	0.0	8:16	0.0	0.0	-
8:17	0.0	0.0	8:17	0.0	0.0	-
8:18	0.0	0.0	8:18	0.0	0.0	-
8:19	0.0	0.0	8:19	0.0	0.0	-
8:20	0.0	0.0	8:20	0.0	0.0	-
8:21	0.0	0.0	8:21	0.0	0.0	-
8:22	0.0	0.0	8:22	0.0	0.0	-
8:23	0.0	0.0	8:23	0.0	0.0	-
8:24	0.0	0.0	8:24	0.0	0.0	-
8:25	0.0	0.0	8:25	0.0	0.0	-
8:26	0.0	0.0	8:26	0.0	0.0	-
8:27	0.0	0.0	8:27	0.0	0.0	-
8:28	0.0	0.0	8:28	0.0	0.0	-
8:29	0.0	0.0	8:29	0.0	0.0	-
8:30	0.0	0.0	8:30	0.0	0.0	-
8:31	0.0	0.0	8:31	0.0	0.0	-
8:32	0.0	0.0	8:32	0.0	0.0	-
8:33	0.0	0.0	8:33	0.0	0.0	-
8:34	0.0	0.0	8:34	0.0	0.0	-
8:35	0.0	0.0	8:35	0.0	0.0	-
8:36	0.0	0.0	8:36	0.0	0.0	-
8:37	0.0	0.0	8:37	0.0	0.0	-
8:38	0.0	0.0	8:38	0.0	0.0	-
8:39	0.0	0.0	8:39	0.0	0.0	-
8:40	0.0	0.0	8:40	0.0	0.0	-
8:41	0.0	0.0	8:41	0.0	0.0	-

Grand Union Bowling Alley Site
BCP #360222
150 Westchester Avenue, Port Chester
September 13, 2024

PID DATA						
Upwind			Downwind			
Time	Concentration (ppm)	15-Min Avg Concentration (ppm)	Time	Concentration (ppm)	15-Min Avg Concentration (ppm)	Exceeds VOC Alarm Limit
8:42	0.0	0.0	8:42	0.0	0.0	-
8:43	0.0	0.0	8:43	0.0	0.0	-
8:44	0.0	0.0	8:44	0.0	0.0	-
8:45	0.0	0.0	8:45	0.0	0.0	-
8:46	0.0	0.0	8:46	0.0	0.0	-
8:47	0.0	0.0	8:47	0.0	0.0	-
8:48	0.0	0.0	8:48	0.0	0.0	-
8:49	0.0	0.0	8:49	0.0	0.0	-
8:50	0.0	0.0	8:50	0.0	0.0	-
8:51	0.0	0.0	8:51	0.0	0.0	-
8:52	0.0	0.0	8:52	0.0	0.0	-
8:53	0.0	0.0	8:53	0.0	0.0	-
8:54	0.0	0.0	8:54	0.0	0.0	-
8:55	0.0	0.0	8:55	0.0	0.0	-
8:56	0.0	0.0	8:56	0.0	0.0	-
8:57	0.0	0.0	8:57	0.0	0.0	-
8:58	0.0	0.0	8:58	0.0	0.0	-
8:59	0.0	0.0	8:59	0.0	0.0	-
9:00	0.0	0.0	9:00	0.0	0.0	-
9:01	0.0	0.0	9:01	0.0	0.0	-
9:02	0.0	0.0	9:02	0.0	0.0	-
9:03	0.0	0.0	9:03	0.0	0.0	-
9:04	0.0	0.0	9:04	0.0	0.0	-
9:05	0.0	0.0	9:05	0.0	0.0	-
9:06	0.0	0.0	9:06	0.0	0.0	-
9:07	0.0	0.0	9:07	0.0	0.0	-
9:08	0.0	0.0	9:08	0.0	0.0	-
9:09	0.0	0.0	9:09	0.0	0.0	-
9:10	0.0	0.0	9:10	0.0	0.0	-
9:11	0.0	0.0	9:11	0.0	0.0	-
9:12	0.0	0.0	9:12	0.0	0.0	-
9:13	0.0	0.0	9:13	0.0	0.0	-
9:14	0.0	0.0	9:14	0.0	0.0	-
9:15	0.0	0.0	9:15	0.0	0.0	-
9:16	0.0	0.0	9:16	0.0	0.0	-
9:17	0.0	0.0	9:17	0.0	0.0	-
9:18	0.0	0.0	9:18	0.0	0.0	-
9:19	0.0	0.0	9:19	0.0	0.0	-
9:20	0.0	0.0	9:20	0.0	0.0	-
9:21	0.0	0.0	9:21	0.0	0.0	-
9:22	0.0	0.0	9:22	0.0	0.0	-
9:23	0.0	0.0	9:23	0.0	0.0	-
9:24	0.0	0.0	9:24	0.0	0.0	-
9:25	0.0	0.0	9:25	0.0	0.0	-
9:26	0.0	0.0	9:26	0.0	0.0	-
9:27	0.0	0.0	9:27	0.0	0.0	-
9:28	0.0	0.0	9:28	0.0	0.0	-
9:29	0.0	0.0	9:29	0.0	0.0	-

Grand Union Bowling Alley Site
BCP #360222
150 Westchester Avenue, Port Chester
September 13, 2024

PID DATA						
Upwind			Downwind			
Time	Concentration (ppm)	15-Min Avg Concentration (ppm)	Time	Concentration (ppm)	15-Min Avg Concentration (ppm)	Exceeds VOC Alarm Limit
9:30	0.0	0.0	9:30	0.0	0.0	-
9:31	0.0	0.0	9:31	0.0	0.0	-
9:32	0.0	0.0	9:32	0.0	0.0	-
9:33	0.0	0.0	9:33	0.0	0.0	-
9:34	0.0	0.0	9:34	0.0	0.0	-
9:35	0.0	0.0	9:35	0.0	0.0	-
9:36	0.0	0.0	9:36	0.0	0.0	-
9:37	0.0	0.0	9:37	0.0	0.0	-
9:38	0.0	0.0	9:38	0.0	0.0	-
9:39	0.0	0.0	9:39	0.0	0.0	-
9:40	0.0	0.0	9:40	0.0	0.0	-
9:41	0.0	0.0	9:41	0.0	0.0	-
9:42	0.0	0.0	9:42	0.0	0.0	-
9:43	0.0	0.0	9:43	0.0	0.0	-
9:44	0.0	0.0	9:44	0.0	0.0	-
9:45	0.0	0.0	9:45	0.0	0.0	-
9:46	0.0	0.0	9:46	0.0	0.0	-
9:47	0.0	0.0	9:47	0.0	0.0	-
9:48	0.0	0.0	9:48	0.0	0.0	-
9:49	0.0	0.0	9:49	0.0	0.0	-
9:50	0.0	0.0	9:50	0.0	0.0	-
9:51	0.0	0.0	9:51	0.0	0.0	-
9:52	0.0	0.0	9:52	0.0	0.0	-
9:53	0.0	0.0	9:53	0.0	0.0	-
9:54	0.0	0.0	9:54	0.0	0.0	-
9:55	0.0	0.0	9:55	0.0	0.0	-
9:56	0.0	0.0	9:56	0.0	0.0	-
9:57	0.0	0.0	9:57	0.0	0.0	-
9:58	0.0	0.0	9:58	0.0	0.0	-
9:59	0.0	0.0	9:59	0.0	0.0	-
10:00	0.0	0.0	10:00	0.0	0.0	-
10:01	0.0	0.0	10:01	0.0	0.0	-
10:02	0.0	0.0	10:02	0.0	0.0	-
10:03	0.0	0.0	10:03	0.0	0.0	-
10:04	0.0	0.0	10:04	0.0	0.0	-
10:05	0.0	0.0	10:05	0.0	0.0	-
10:06	0.0	0.0	10:06	0.0	0.0	-
10:07	0.0	0.0	10:07	0.0	0.0	-
10:08	0.0	0.0	10:08	0.0	0.0	-
10:09	0.0	0.0	10:09	0.0	0.0	-
10:10	0.0	0.0	10:10	0.0	0.0	-
10:11	0.0	0.0	10:11	0.0	0.0	-
10:12	0.0	0.0	10:12	0.0	0.0	-
10:13	0.0	0.0	10:13	0.0	0.0	-
10:14	0.0	0.0	10:14	0.0	0.0	-
10:15	0.0	0.0	10:15	0.0	0.0	-
10:16	0.0	0.0	10:16	0.0	0.0	-
10:17	0.0	0.0	10:17	0.0	0.0	-

Grand Union Bowling Alley Site
BCP #360222
150 Westchester Avenue, Port Chester
September 13, 2024

PID DATA						
Upwind			Downwind			
Time	Concentration (ppm)	15-Min Avg Concentration (ppm)	Time	Concentration (ppm)	15-Min Avg Concentration (ppm)	Exceeds VOC Alarm Limit
10:18	0.0	0.0	10:18	0.0	0.0	-
10:19	0.0	0.0	10:19	0.0	0.0	-
10:20	0.0	0.0	10:20	0.0	0.0	-
10:21	0.0	0.0	10:21	0.0	0.0	-
10:22	0.0	0.0	10:22	0.0	0.0	-
10:23	0.0	0.0	10:23	0.0	0.0	-
10:24	0.0	0.0	10:24	0.0	0.0	-
10:25	0.0	0.0	10:25	0.0	0.0	-
10:26	0.0	0.0	10:26	0.0	0.0	-
10:27	0.0	0.0	10:27	0.0	0.0	-
10:28	0.0	0.0	10:28	0.0	0.0	-
10:29	0.0	0.0	10:29	0.0	0.0	-
10:30	0.0	0.0	10:30	0.0	0.0	-
10:31	0.0	0.0	10:31	0.0	0.0	-
10:32	0.0	0.0	10:32	0.0	0.0	-
10:33	0.0	0.0	10:33	0.0	0.0	-
10:34	0.0	0.0	10:34	0.0	0.0	-
10:35	0.0	0.0	10:35	0.0	0.0	-
10:36	0.0	0.0	10:36	0.0	0.0	-
10:37	0.0	0.0	10:37	0.0	0.0	-
10:38	0.0	0.0	10:38	0.0	0.0	-
10:39	0.0	0.0	10:39	0.0	0.0	-
10:40	0.0	0.0	10:40	0.0	0.0	-
10:41	0.0	0.0	10:41	0.0	0.0	-
10:42	0.0	0.0	10:42	0.0	0.0	-
10:43	0.0	0.0	10:43	0.0	0.0	-
10:44	0.0	0.0	10:44	0.0	0.0	-
10:45	0.0	0.0	10:45	0.0	0.0	-
10:46	0.0	0.0	10:46	0.0	0.0	-
10:47	0.0	0.0	10:47	0.0	0.0	-
10:48	0.0	0.0	10:48	0.0	0.0	-
10:49	0.0	0.0	10:49	0.0	0.0	-
10:50	0.0	0.0	10:50	0.0	0.0	-
10:51	0.0	0.0	10:51	0.0	0.0	-
10:52	0.0	0.0	10:52	0.0	0.0	-
10:53	0.0	0.0	10:53	0.0	0.0	-
10:54	0.0	0.0	10:54	0.0	0.0	-
10:55	0.0	0.0	10:55	0.0	0.0	-
10:56	0.0	0.0	10:56	0.0	0.0	-
10:57	0.0	0.0	10:57	0.0	0.0	-
10:58	0.0	0.0	10:58	0.0	0.0	-
10:59	0.0	0.0	10:59	0.0	0.0	-
11:00	0.0	0.0	11:00	0.0	0.0	-
11:01	0.0	0.0	11:01	0.0	0.0	-
11:02	0.0	0.0	11:02	0.0	0.0	-
11:03	0.0	0.0	11:03	0.0	0.0	-
11:04	0.0	0.0	11:04	0.0	0.0	-
11:05	0.0	0.0	11:05	0.0	0.0	-

Grand Union Bowling Alley Site
BCP #360222
150 Westchester Avenue, Port Chester
September 13, 2024

PID DATA						
Upwind			Downwind			
Time	Concentration (ppm)	15-Min Avg Concentration (ppm)	Time	Concentration (ppm)	15-Min Avg Concentration (ppm)	Exceeds VOC Alarm Limit
11:06	0.0	0.0	11:06	0.0	0.0	-
11:07	0.0	0.0	11:07	0.0	0.0	-
11:08	0.0	0.0	11:08	0.0	0.0	-
11:09	0.0	0.0	11:09	0.0	0.0	-
11:10	0.0	0.0	11:10	0.0	0.0	-
11:11	0.0	0.0	11:11	0.0	0.0	-
11:12	0.0	0.0	11:12	0.0	0.0	-
11:13	0.0	0.0	11:13	0.0	0.0	-
11:14	0.0	0.0	11:14	0.0	0.0	-
11:15	0.0	0.0	11:15	0.0	0.0	-
11:16	0.0	0.0	11:16	0.0	0.0	-
11:17	0.0	0.0	11:17	0.0	0.0	-
11:18	0.0	0.0	11:18	0.0	0.0	-
11:19	0.0	0.0	11:19	0.0	0.0	-
11:20	0.0	0.0	11:20	0.0	0.0	-
11:21	0.0	0.0	11:21	0.0	0.0	-
11:22	0.0	0.0	11:22	0.0	0.0	-
11:23	0.0	0.0	11:23	0.0	0.0	-
11:24	0.0	0.0	11:24	0.0	0.0	-
11:25	0.0	0.0	11:25	0.0	0.0	-
11:26	0.0	0.0	11:26	0.0	0.0	-
11:27	0.0	0.0	11:27	0.0	0.0	-
11:28	0.0	0.0	11:28	0.0	0.0	-
11:29	0.0	0.0	11:29	0.0	0.0	-
11:30	0.0	0.0	11:30	0.0	0.0	-
11:31	0.0	0.0	11:31	0.0	0.0	-
11:32	0.0	0.0	11:32	0.0	0.0	-
11:33	0.0	0.0	11:33	0.0	0.0	-
11:34	0.0	0.0	11:34	0.0	0.0	-
11:35	0.0	0.0	11:35	0.0	0.0	-
11:36	0.0	0.0	11:36	0.0	0.0	-
11:37	0.0	0.0	11:37	0.0	0.0	-
11:38	0.0	0.0	11:38	0.0	0.0	-
11:39	0.0	0.0	11:39	0.0	0.0	-
11:40	0.0	0.0	11:40	0.0	0.0	-
11:41	0.0	0.0	11:41	0.0	0.0	-
11:42	0.0	0.0	11:42	0.0	0.0	-
11:43	0.0	0.0	11:43	0.0	0.0	-
11:44	0.0	0.0	11:44	0.0	0.0	-
11:45	0.0	0.0	11:45	0.0	0.0	-
11:46	0.0	0.0	11:46	0.0	0.0	-
11:47	0.0	0.0	11:47	0.0	0.0	-
11:48	0.0	0.0	11:48	0.0	0.0	-
11:49	0.0	0.0	11:49	0.0	0.0	-
11:50	0.0	0.0	11:50	0.0	0.0	-
11:51	0.0	0.0	11:51	0.0	0.0	-
11:52	0.0	0.0	11:52	0.0	0.0	-
11:53	0.0	0.0	11:53	0.0	0.0	-

Grand Union Bowling Alley Site
BCP #360222
150 Westchester Avenue, Port Chester
September 13, 2024

PID DATA						
Upwind			Downwind			
Time	Concentration (ppm)	15-Min Avg Concentration (ppm)	Time	Concentration (ppm)	15-Min Avg Concentration (ppm)	Exceeds VOC Alarm Limit
11:54	0.0	0.0	11:54	0.0	0.0	-
11:55	0.0	0.0	11:55	0.0	0.0	-
11:56	0.0	0.0	11:56	0.0	0.0	-
11:57	0.0	0.0	11:57	0.0	0.0	-
11:58	0.0	0.0	11:58	0.0	0.0	-
11:59	0.0	0.0	11:59	0.0	0.0	-
12:00	0.0	0.0	12:00	0.0	0.0	-
12:01	0.0	0.0	12:01	0.0	0.0	-
12:02	0.0	0.0	12:02	0.0	0.0	-
12:03	0.0	0.0	12:03	0.0	0.0	-
12:04	0.0	0.0	12:04	0.0	0.0	-
12:05	0.0	0.0	12:05	0.0	0.0	-
12:06	0.0	0.0	12:06	0.0	0.0	-
12:07	0.0	0.0	12:07	0.0	0.0	-
12:08	0.0	0.0	12:08	0.0	0.0	-
12:09	0.0	0.0	12:09	0.0	0.0	-
12:10	0.0	0.0	12:10	0.0	0.0	-
12:11	0.0	0.0	12:11	0.0	0.0	-
12:12	0.0	0.0	12:12	0.0	0.0	-
12:13	0.0	0.0	12:13	0.0	0.0	-
12:14	0.0	0.0	12:14	0.0	0.0	-
12:15	0.0	0.0	12:15	0.0	0.0	-
12:16	0.0	0.0	12:16	0.0	0.0	-
12:17	0.0	0.0	12:17	0.0	0.0	-
12:18	0.0	0.0	12:18	0.0	0.0	-
12:19	0.0	0.0	12:19	0.0	0.0	-
12:20	0.0	0.0	12:20	0.0	0.0	-
12:21	0.0	0.0	12:21	0.0	0.0	-
12:22	0.0	0.0	12:22	0.0	0.0	-
12:23	0.0	0.0	12:23	0.0	0.0	-
12:24	0.0	0.0	12:24	0.0	0.0	-
12:25	0.0	0.0	12:25	0.0	0.0	-
12:26	0.0	0.0	12:26	0.0	0.0	-
12:27	0.0	0.0	12:27	0.0	0.0	-
12:28	0.0	0.0	12:28	0.0	0.0	-
12:29	0.0	0.0	12:29	0.0	0.0	-
12:30	0.0	0.0	12:30	0.0	0.0	-
12:31	0.0	0.0	12:31	0.0	0.0	-
12:32	0.0	0.0	12:32	0.0	0.0	-
12:33	0.0	0.0	12:33	0.0	0.0	-
12:34	0.0	0.0	12:34	0.0	0.0	-
12:35	0.0	0.0	12:35	0.0	0.0	-
12:36	0.0	0.0	12:36	0.0	0.0	-
12:37	0.0	0.0	12:37	0.0	0.0	-
12:38	0.0	0.0	12:38	0.0	0.0	-
12:39	0.0	0.0	12:39	0.0	0.0	-
12:40	0.0	0.0	12:40	0.0	0.0	-
12:41	0.0	0.0	12:41	0.0	0.0	-

Grand Union Bowling Alley Site
BCP #360222
150 Westchester Avenue, Port Chester
September 13, 2024

PID DATA						
Upwind			Downwind			
Time	Concentration (ppm)	15-Min Avg Concentration (ppm)	Time	Concentration (ppm)	15-Min Avg Concentration (ppm)	Exceeds VOC Alarm Limit
12:42	0.0	0.0	12:42	0.0	0.0	-
12:43	0.0	0.0	12:43	0.0	0.0	-
12:44	0.0	0.0	12:44	0.0	0.0	-
12:45	0.0	0.0	12:45	0.0	0.0	-
12:46	0.0	0.0	12:46	0.0	0.0	-
12:47	0.0	0.0	12:47	0.0	0.0	-
12:48	0.0	0.0	12:48	0.0	0.0	-
12:49	0.0	0.0	12:49	0.0	0.0	-
12:50	0.0	0.0	12:50	0.0	0.0	-
12:51	0.0	0.0	12:51	0.0	0.0	-
12:52	0.0	0.0	12:52	0.0	0.0	-
12:53	0.0	0.0	12:53	0.0	0.0	-
12:54	0.0	0.0	12:54	0.0	0.0	-
12:55	0.0	0.0	12:55	0.0	0.0	-
12:56	0.0	0.0	12:56	0.0	0.0	-
12:57	0.0	0.0	12:57	0.0	0.0	-
12:58	0.0	0.0	12:58	0.0	0.0	-
12:59	0.0	0.0	12:59	0.0	0.0	-
13:00	0.0	0.0	13:00	0.0	0.0	-
13:01	0.0	0.0	13:01	0.0	0.0	-
13:02	0.0	0.0	13:02	0.0	0.0	-
13:03	0.0	0.0	13:03	0.0	0.0	-
13:04	0.0	0.0	13:04	0.0	0.0	-
13:05	0.0	0.0	13:05	0.0	0.0	-
13:06	0.0	0.0	13:06	0.0	0.0	-
13:07	0.0	0.0	13:07	0.0	0.0	-
13:08	0.0	0.0	13:08	0.0	0.0	-
13:09	0.0	0.0	13:09	0.0	0.0	-
13:10	0.0	0.0	13:10	0.0	0.0	-
13:11	0.0	0.0	13:11	0.0	0.0	-
13:12	0.0	0.0	13:12	0.0	0.0	-
13:13	0.0	0.0	13:13	0.0	0.0	-
13:14	0.0	0.0	13:14	0.0	0.0	-
13:15	0.0	0.0	13:15	0.0	0.0	-
13:16	0.0	0.0	13:16	0.0	0.0	-
13:17	0.0	0.0	13:17	0.0	0.0	-
13:18	0.0	0.0	13:18	0.0	0.0	-
13:19	0.0	0.0	13:19	0.0	0.0	-
13:20	0.0	0.0	13:20	0.0	0.0	-
13:21	0.0	0.0	13:21	0.0	0.0	-
13:22	0.0	0.0	13:22	0.0	0.0	-
13:23	0.0	0.0	13:23	0.0	0.0	-
13:24	0.0	0.0	13:24	0.0	0.0	-
13:25	0.0	0.0	13:25	0.0	0.0	-
13:26	0.0	0.0	13:26	0.0	0.0	-
13:27	0.0	0.0	13:27	0.0	0.0	-
13:28	0.0	0.0	13:28	0.0	0.0	-
13:29	0.0	0.0	13:29	0.0	0.0	-

Grand Union Bowling Alley Site
BCP #360222
150 Westchester Avenue, Port Chester
September 13, 2024

PID DATA						
Upwind			Downwind			
Time	Concentration (ppm)	15-Min Avg Concentration (ppm)	Time	Concentration (ppm)	15-Min Avg Concentration (ppm)	Exceeds VOC Alarm Limit
13:30	0.0	0.0	13:30	0.0	0.0	-
13:31	0.0	0.0	13:31	0.0	0.0	-
13:32	0.0	0.0	13:32	0.0	0.0	-
13:33	0.0	0.0	13:33	0.0	0.0	-
13:34	0.0	0.0	13:34	0.0	0.0	-
13:35	0.0	0.0	13:35	0.0	0.0	-
13:36	0.0	0.0	13:36	0.0	0.0	-
13:37	0.0	0.0	13:37	0.0	0.0	-
13:38	0.0	0.0	13:38	0.0	0.0	-
13:39	0.0	0.0	13:39	0.0	0.0	-
13:40	0.0	0.0	13:40	0.0	0.0	-
13:41	0.0	0.0	13:41	0.0	0.0	-
13:42	0.0	0.0	13:42	0.0	0.0	-
13:43	0.0	0.0	13:43	0.0	0.0	-
13:44	0.0	0.0	13:44	0.0	0.0	-
13:45	0.0	0.0	13:45	0.0	0.0	-
13:46	0.0	0.0	13:46	0.0	0.0	-
13:47	0.0	0.0	13:47	0.0	0.0	-
13:48	0.0	0.0	13:48	0.0	0.0	-
13:49	0.0	0.0	13:49	0.0	0.0	-
13:50	0.0	0.0	13:50	0.0	0.0	-
13:51	0.0	0.0	13:51	0.0	0.0	-
13:52	0.0	0.0	13:52	0.0	0.0	-
13:53	0.0	0.0	13:53	0.0	0.0	-
13:54	0.0	0.0	13:54	0.0	0.0	-
13:55	0.0	0.0	13:55	0.0	0.0	-
13:56	0.0	0.0	13:56	0.0	0.0	-
13:57	0.0	0.0	13:57	0.0	0.0	-
13:58	0.0	0.0	13:58	0.0	0.0	-
13:59	0.0	0.0	13:59	0.0	0.0	-
14:00	0.0	0.0	14:00	0.0	0.0	-
14:01	0.0	0.0	14:01	0.0	0.0	-
14:02	0.0	0.0	14:02	0.0	0.0	-
14:03	0.0	0.0	14:03	0.0	0.0	-
14:04	0.0	0.0	14:04	0.0	0.0	-
14:05	0.0	0.0	14:05	0.0	0.0	-
14:06	0.0	0.0	14:06	0.0	0.0	-
14:07	0.0	0.0	14:07	0.0	0.0	-
14:08	0.0	0.0	14:08	0.0	0.0	-
14:09	0.0	0.0	14:09	0.0	0.0	-
14:10	0.0	0.0	14:10	0.0	0.0	-
14:11	0.0	0.0	14:11	0.0	0.0	-
14:12	0.0	0.0	14:12	0.0	0.0	-
14:13	0.0	0.0	14:13	0.0	0.0	-
14:14	0.0	0.0	14:14	0.0	0.0	-
14:15	0.0	0.0	14:15	0.0	0.0	-
14:16	0.0	0.0	14:16	0.0	0.0	-
14:17	0.0	0.0	14:17	0.0	0.0	-

Grand Union Bowling Alley Site
BCP #360222
150 Westchester Avenue, Port Chester
September 13, 2024

PID DATA						
Upwind			Downwind			
Time	Concentration (ppm)	15-Min Avg Concentration (ppm)	Time	Concentration (ppm)	15-Min Avg Concentration (ppm)	Exceeds VOC Alarm Limit
14:18	0.0	0.0	14:18	0.0	0.0	-
14:19	0.0	0.0	14:19	0.0	0.0	-
14:20	0.0	0.0	14:20	0.0	0.0	-
14:21	0.0	0.0	14:21	0.0	0.0	-
14:22	0.0	0.0	14:22	0.0	0.0	-
14:23	0.0	0.0	14:23	0.0	0.0	-
14:24	0.0	0.0	14:24	0.0	0.0	-
14:25	0.0	0.0	14:25	0.0	0.0	-
14:26	0.0	0.0	14:26	0.0	0.0	-
14:27	0.0	0.0	14:27	0.0	0.0	-
14:28	0.0	0.0	14:28	0.0	0.0	-
14:29	0.0	0.0	14:29	0.0	0.0	-
14:30	0.0	0.0	14:30	0.0	0.0	-
14:31	0.0	0.0	14:31	0.0	0.0	-
14:32	0.0	0.0	14:32	0.0	0.0	-
14:33	0.0	0.0	14:33	0.0	0.0	-
14:34	0.0	0.0	14:34	0.0	0.0	-
14:35	0.0	0.0	14:35	0.0	0.0	-
14:36	0.0	0.0	14:36	0.0	0.0	-
14:37	0.0	0.0	14:37	0.0	0.0	-
14:38	0.0	0.0	14:38	0.0	0.0	-
14:39	0.0	0.0	14:39	0.0	0.0	-
14:40	0.0	0.0	14:40	0.0	0.0	-
14:41	0.0	0.0	14:41	0.0	0.0	-
14:42	0.0	0.0	14:42	0.0	0.0	-
14:43	0.0	0.0	14:43	0.0	0.0	-
14:44	0.0	0.0	14:44	0.0	0.0	-
14:45	0.0	0.0	14:45	0.0	0.0	-
14:46	0.0	0.0	14:46	0.0	0.0	-
14:47	0.0	0.0	14:47	0.0	0.0	-
14:48	0.0	0.0	14:48	0.0	0.0	-
14:49	0.0	0.0	14:49	0.0	0.0	-
14:50	0.0	0.0	14:50	0.0	0.0	-
14:51	0.0	0.0	14:51	0.0	0.0	-
14:52	0.0	0.0	14:52	0.0	0.0	-
14:53	0.0	0.0	14:53	0.0	0.0	-
14:54	0.0	0.0	14:54	0.0	0.0	-
14:55	0.0	0.0	14:55	0.0	0.0	-
14:56	0.0	0.0	14:56	0.0	0.0	-
14:57	0.0	0.0	14:57	0.0	0.0	-
14:58	0.0	0.0	14:58	0.0	0.0	-
14:59	0.0	0.0	14:59	0.0	0.0	-
15:00	0.0	0.0	15:00	0.0	0.0	-
15:01	0.0	0.0	15:01	0.0	0.0	-
15:02	0.0	0.0	15:02	0.0	0.0	-
15:03	0.0	0.0	15:03	0.0	0.0	-
15:04	0.0	0.0	15:04	0.0	0.0	-
15:05	0.0	0.0	15:05	0.0	0.0	-

Grand Union Bowling Alley Site
BCP #360222
150 Westchester Avenue, Port Chester
September 13, 2024

PID DATA						
Upwind			Downwind			
Time	Concentration (ppm)	15-Min Avg Concentration (ppm)	Time	Concentration (ppm)	15-Min Avg Concentration (ppm)	Exceeds VOC Alarm Limit
15:06	0.0	0.0	15:06	0.0	0.0	-
15:07	0.0	0.0	15:07	0.0	0.0	-
15:08	0.0	0.0	15:08	0.0	0.0	-
15:09	0.0	0.0	15:09	0.0	0.0	-
15:10	0.0	0.0	15:10	0.0	0.0	-
15:11	0.0	0.0	15:11	0.0	0.0	-
15:12	0.0	0.0	15:12	0.0	0.0	-
15:13	0.0	0.0	15:13	0.0	0.0	-
15:14	0.0	0.0	15:14	0.0	0.0	-
15:15	0.0	0.0	15:15	0.0	0.0	-

SESI CONSULTING ENGINEERS

959 US-46 Floor 3, Suite 300 - Parsippany-Troy Hills, NJ

DAILY AIR MONITORING REPORT
150 Westchester Avenue
Port Chester, New York

09/16/2024

Rev. No. 0 | Page 1 of 2

Project Number: 11895A

Dust Action Level: 150 µg/m^3

VOC Action Level: 5 ppm

Weather Data Range for Work Day		Wind Direction	ENE	Relative Humidity (%)	56.0 - 100.0	Daily Rain Total (in)	0.00	Readings in the summary table and graphs below are the reported downwind concentrations.
Temperature (°F)	56.0 - 72.0	Wind Speed (MPH)	2.8 - 8.6	Barometer (inHg)	30.30 - 30.40	Avg. Dew Point Temp (°F)	57.1	

Station Location	Daily Avg. Dust Concentration (µg/m^3)	Max 15-Min Dust Concentration (µg/m^3)	Time of Max Dust Reading	Daily Avg. VOC Concentration (ppm)	Max 15-Min VOC Concentration (ppm)	Time of Max VOC Reading
Upwind	31.8	40.7	14:19	0.0	0.0	8:21
Downwind	36.8	52.0	14:21	0.0	0.0	8:17

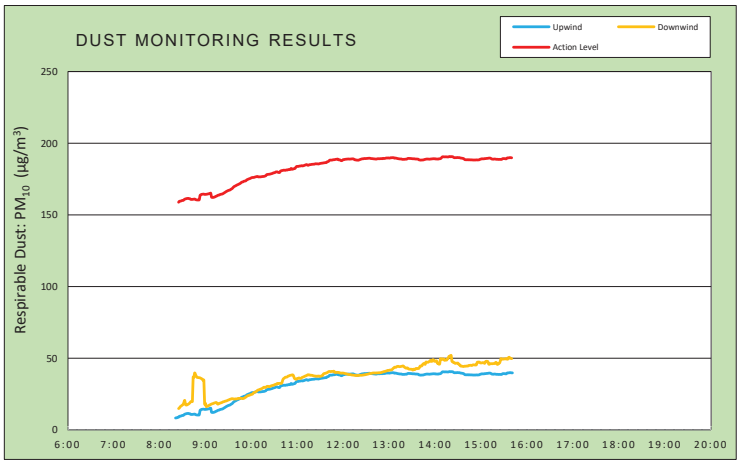

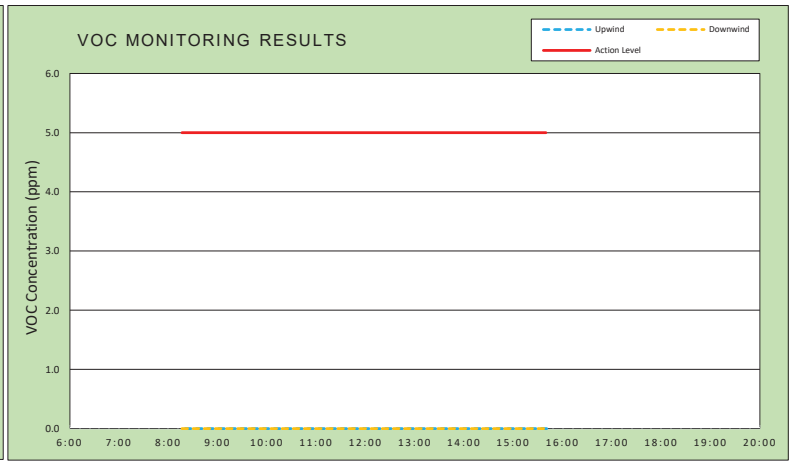

Air Monitoring Notes:

Weather Notes:

EMILCOTT
A Triumvirate Environmental Company

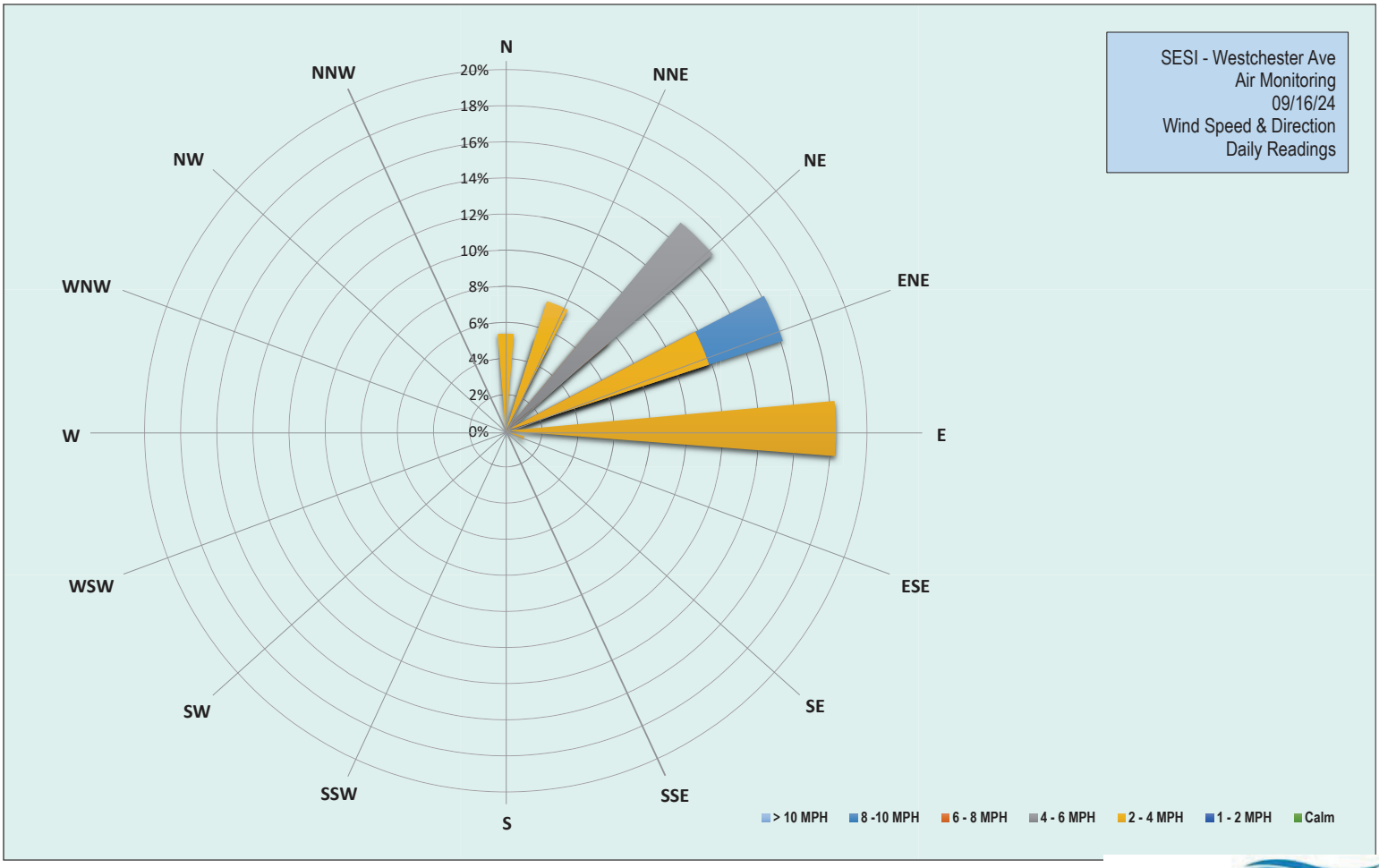

EMILCOTT
A Triumvirate Environmental Company

Grand Union Bowling Alley Site
BCP #360222
150 Westchester Avenue, Port Chester
September 16, 2024

Monday, September 16, 2024						
Number of Instances Where Downwind Particulates Exceeds Upwind Particulate + 150 =						0
Number of Comparable Data Points =						436
Start Time:						8:06
End Time:						15:41
PARTICULATE DATA						
Upwind			Downwind			Exceeds Particulate Alarm Limit
Time	Concentration (ug/m^3)	15-Min Avg Concentration (ug/m^3)	Time	Concentration (ug/m^3)	15-Min Avg Concentration (ug/m^3)	
8:06	8.0	-	8:06	-	-	-
8:07	8.2	-	8:07	-	-	-
8:08	7.6	-	8:08	-	-	-
8:09	6.5	-	8:09	-	-	-
8:10	9.3	-	8:10	5.0	-	-
8:11	7.0	-	8:11	7.8	-	-
8:12	8.3	-	8:12	10.0	-	-
8:13	8.3	-	8:13	7.8	-	-
8:14	7.5	-	8:14	7.8	-	-
8:15	8.5	-	8:15	8.0	-	-
8:16	9.0	-	8:16	13.3	-	-
8:17	9.3	-	8:17	9.5	-	-
8:18	9.3	-	8:18	8.5	-	-
8:19	10.0	-	8:19	72.5	-	-
8:20	8.3	-	8:20	18.3	-	-
8:21	8.5	8.4	8:21	14.0	-	-
8:22	9.5	8.4	8:22	11.0	-	-
8:23	9.3	8.6	8:23	11.3	-	-
8:24	11.8	8.9	8:24	14.0	-	-
8:25	8.5	8.9	8:25	10.5	14.9	-
8:26	16.8	9.5	8:26	13.5	15.3	-
8:27	9.5	9.6	8:27	22.3	16.1	-
8:28	10.3	9.7	8:28	14.5	16.6	-
8:29	11.0	10.0	8:29	13.8	17.0	-
8:30	11.0	10.1	8:30	14.8	17.4	-
8:31	9.0	10.1	8:31	20.5	17.9	-
8:32	16.0	10.6	8:32	30.0	19.3	-
8:33	15.5	11.0	8:33	29.3	20.7	-
8:34	12.3	11.1	8:34	28.0	17.7	-
8:35	11.5	11.4	8:35	13.5	17.4	-
8:36	9.8	11.4	8:36	15.8	17.5	-
8:37	10.8	11.5	8:37	15.5	17.8	-
8:38	9.0	11.5	8:38	16.0	18.1	-
8:39	8.3	11.3	8:39	20.3	18.5	-
8:40	8.8	11.3	8:40	19.3	19.1	-
8:41	9.8	10.8	8:41	23.0	19.8	-
8:42	9.8	10.8	8:42	24.8	19.9	-
8:43	10.0	10.8	8:43	12.5	19.8	-
8:44	13.0	11.0	8:44	271.0	36.9	-
8:45	11.3	11.0	8:45	12.3	36.8	-
8:46	10.5	11.1	8:46	66.0	39.8	-

Grand Union Bowling Alley Site
BCP #360222
150 Westchester Avenue, Port Chester
September 16, 2024

PARTICULATE DATA						
Upwind			Downwind			Exceeds Particulate Alarm Limit
Time	Concentration (ug/m^3)	15-Min Avg Concentration (ug/m^3)	Time	Concentration (ug/m^3)	15-Min Avg Concentration (ug/m^3)	
8:47	11.8	10.8	8:47	13.5	38.7	-
8:48	11.8	10.5	8:48	13.3	37.6	-
8:49	11.5	10.5	8:49	14.0	36.7	-
8:50	10.5	10.4	8:50	12.5	36.6	-
8:51	10.8	10.5	8:51	13.8	36.5	-
8:52	11.3	10.5	8:52	14.8	36.5	-
8:53	55.0	13.6	8:53	14.5	36.4	-
8:54	14.8	14.0	8:54	15.0	36.0	-
8:55	13.5	14.3	8:55	16.3	35.8	-
8:56	11.0	14.4	8:56	15.0	35.3	-
8:57	10.8	14.5	8:57	15.5	34.7	-
8:58	10.3	14.5	8:58	15.8	34.9	-
8:59	10.5	14.3	8:59	16.3	17.9	-
9:00	11.3	14.3	9:00	23.5	18.6	-
9:01	11.5	14.4	9:01	30.5	16.3	-
9:02	12.5	14.5	9:02	16.0	16.4	-
9:03	14.0	14.6	9:03	17.3	16.7	-
9:04	13.0	14.7	9:04	16.0	16.8	-
9:05	13.0	14.9	9:05	19.0	17.3	-
9:06	12.5	15.0	9:06	17.5	17.5	-
9:07	14.3	15.2	9:07	19.3	17.8	-
9:08	12.5	12.4	9:08	18.3	18.1	-
9:09	13.5	12.3	9:09	18.0	18.3	-
9:10	12.5	12.2	9:10	18.8	18.4	-
9:11	13.0	12.3	9:11	18.3	18.7	-
9:12	13.0	12.5	9:12	18.8	18.9	-
9:13	14.5	12.8	9:13	17.5	19.0	-
9:14	14.3	13.0	9:14	19.3	19.2	-
9:15	15.0	13.3	9:15	17.8	18.8	-
9:16	16.0	13.6	9:16	18.8	18.0	-
9:17	16.0	13.8	9:17	18.5	18.2	-
9:18	15.3	13.9	9:18	21.3	18.5	-
9:19	17.8	14.2	9:19	20.0	18.7	-
9:20	15.3	14.4	9:20	21.0	18.9	-
9:21	14.8	14.5	9:21	21.0	19.1	-
9:22	15.5	14.6	9:22	21.8	19.3	-
9:23	16.5	14.9	9:23	23.3	19.6	-
9:24	18.8	15.2	9:24	20.0	19.7	-
9:25	17.5	15.5	9:25	21.3	19.9	-
9:26	18.0	15.9	9:26	21.8	20.1	-
9:27	18.8	16.3	9:27	20.0	20.2	-
9:28	18.8	16.5	9:28	20.3	20.4	-
9:29	18.5	16.8	9:29	23.3	20.7	-
9:30	18.8	17.1	9:30	21.0	20.9	-
9:31	18.5	17.2	9:31	22.0	21.1	-
9:32	18.3	17.4	9:32	22.5	21.4	-
9:33	20.8	17.8	9:33	23.5	21.5	-
9:34	23.0	18.1	9:34	23.5	21.7	-

Grand Union Bowling Alley Site
BCP #360222
150 Westchester Avenue, Port Chester
September 16, 2024

PARTICULATE DATA						
Upwind			Downwind			Exceeds Particulate Alarm Limit
Time	Concentration (ug/m^3)	15-Min Avg Concentration (ug/m^3)	Time	Concentration (ug/m^3)	15-Min Avg Concentration (ug/m^3)	
9:35	20.0	18.4	9:35	22.0	21.8	-
9:36	23.8	19.0	9:36	20.0	21.7	-
9:37	23.5	19.6	9:37	20.0	21.6	-
9:38	22.5	20.0	9:38	22.5	21.6	-
9:39	22.0	20.2	9:39	21.5	21.7	-
9:40	22.3	20.5	9:40	21.3	21.7	-
9:41	22.8	20.8	9:41	21.8	21.7	-
9:42	22.5	21.1	9:42	22.8	21.9	-
9:43	22.3	21.3	9:43	23.0	22.0	-
9:44	22.8	21.6	9:44	22.5	22.0	-
9:45	22.8	21.8	9:45	21.5	22.0	-
9:46	24.0	22.2	9:46	22.5	22.1	-
9:47	25.3	22.7	9:47	22.5	22.1	-
9:48	24.8	22.9	9:48	21.5	21.9	-
9:49	24.8	23.1	9:49	22.8	21.9	-
9:50	25.3	23.4	9:50	24.8	22.1	-
9:51	26.5	23.6	9:51	23.5	22.3	-
9:52	24.8	23.7	9:52	26.3	22.7	-
9:53	25.8	23.9	9:53	26.5	23.0	-
9:54	30.8	24.5	9:54	29.0	23.5	-
9:55	25.3	24.7	9:55	26.0	23.8	-
9:56	27.0	25.0	9:56	24.8	24.0	-
9:57	25.8	25.2	9:57	24.8	24.1	-
9:58	24.8	25.3	9:58	26.5	24.4	-
9:59	26.8	25.6	9:59	25.3	24.5	-
10:00	26.8	25.9	10:00	25.0	24.8	-
10:01	27.0	26.1	10:01	24.5	24.9	-
10:02	26.0	26.1	10:02	27.8	25.3	-
10:03	25.3	26.2	10:03	32.3	26.0	-
10:04	26.5	26.3	10:04	26.8	26.2	-
10:05	28.3	26.5	10:05	27.3	26.4	-
10:06	28.5	26.6	10:06	27.5	26.7	-
10:07	26.8	26.7	10:07	32.8	27.1	-
10:08	27.3	26.8	10:08	34.3	27.6	-
10:09	26.0	26.5	10:09	33.0	27.9	-
10:10	26.0	26.6	10:10	28.3	28.0	-
10:11	26.5	26.5	10:11	28.5	28.3	-
10:12	26.0	26.6	10:12	28.0	28.5	-
10:13	26.3	26.7	10:13	29.5	28.7	-
10:14	27.8	26.7	10:14	29.0	29.0	-
10:15	28.3	26.8	10:15	29.5	29.3	-
10:16	27.3	26.8	10:16	31.0	29.7	-
10:17	27.8	27.0	10:17	29.5	29.8	-
10:18	28.3	27.2	10:18	29.3	29.6	-
10:19	30.3	27.4	10:19	29.0	29.8	-
10:20	38.3	28.1	10:20	34.8	30.3	-
10:21	30.5	28.2	10:21	29.8	30.4	-
10:22	28.5	28.3	10:22	33.0	30.4	-

Grand Union Bowling Alley Site
BCP #360222
150 Westchester Avenue, Port Chester
September 16, 2024

PARTICULATE DATA						
Upwind			Downwind			Exceeds Particulate Alarm Limit
Time	Concentration (ug/m^3)	15-Min Avg Concentration (ug/m^3)	Time	Concentration (ug/m^3)	15-Min Avg Concentration (ug/m^3)	
10:23	27.5	28.3	10:23	31.0	30.2	-
10:24	27.8	28.5	10:24	34.0	30.3	-
10:25	27.5	28.6	10:25	32.8	30.6	-
10:26	29.3	28.7	10:26	31.0	30.7	-
10:27	28.0	28.9	10:27	31.3	31.0	-
10:28	29.3	29.1	10:28	30.8	31.0	-
10:29	32.3	29.4	10:29	32.3	31.3	-
10:30	29.0	29.4	10:30	31.8	31.4	-
10:31	30.3	29.6	10:31	35.8	31.7	-
10:32	33.0	30.0	10:32	31.5	31.9	-
10:33	28.8	30.0	10:33	30.8	32.0	-
10:34	30.5	30.0	10:34	37.5	32.5	-
10:35	33.3	29.7	10:35	31.8	32.3	-
10:36	29.3	29.6	10:36	31.8	32.5	-
10:37	29.0	29.6	10:37	33.8	32.5	-
10:38	40.8	30.5	10:38	31.5	32.5	-
10:39	31.5	30.8	10:39	32.5	32.4	-
10:40	30.3	31.0	10:40	41.8	33.0	-
10:41	30.3	31.0	10:41	57.5	34.8	-
10:42	30.5	31.2	10:42	45.8	35.8	-
10:43	29.8	31.2	10:43	35.8	36.1	-
10:44	30.8	31.1	10:44	40.0	36.6	-
10:45	30.5	31.2	10:45	34.8	36.8	-
10:46	33.0	31.4	10:46	36.0	36.8	-
10:47	31.8	31.3	10:47	35.3	37.1	-
10:48	32.3	31.6	10:48	37.8	37.6	-
10:49	32.5	31.7	10:49	39.5	37.7	-
10:50	32.0	31.6	10:50	35.8	38.0	-
10:51	32.8	31.8	10:51	34.3	38.1	-
10:52	38.3	32.5	10:52	35.3	38.2	-
10:53	32.0	31.9	10:53	33.5	38.4	-
10:54	32.8	32.0	10:54	33.5	38.4	-
10:55	32.3	32.1	10:55	33.8	37.9	-
10:56	33.8	32.3	10:56	33.8	36.3	-
10:57	32.0	32.4	10:57	35.8	35.6	-
10:58	40.8	33.2	10:58	34.3	35.5	-
10:59	39.3	33.7	10:59	38.0	35.4	-
11:00	32.8	33.9	11:00	42.3	35.9	-
11:01	32.0	33.8	11:01	36.3	35.9	-
11:02	34.0	34.0	11:02	40.5	36.3	-
11:03	34.3	34.1	11:03	35.8	36.1	-
11:04	33.0	34.1	11:04	36.8	36.0	-
11:05	34.0	34.3	11:05	38.0	36.1	-
11:06	34.0	34.3	11:06	40.8	36.5	-
11:07	35.8	34.2	11:07	38.8	36.8	-
11:08	34.8	34.4	11:08	36.8	37.0	-
11:09	34.8	34.5	11:09	37.3	37.2	-
11:10	36.0	34.7	11:10	38.0	37.5	-

Grand Union Bowling Alley Site
BCP #360222
150 Westchester Avenue, Port Chester
September 16, 2024

PARTICULATE DATA						
Upwind			Downwind			Exceeds Particulate Alarm Limit
Time	Concentration (ug/m^3)	15-Min Avg Concentration (ug/m^3)	Time	Concentration (ug/m^3)	15-Min Avg Concentration (ug/m^3)	
11:11	36.0	34.9	11:11	36.8	37.7	-
11:12	35.5	35.1	11:12	39.5	38.0	-
11:13	37.3	34.9	11:13	38.0	38.2	-
11:14	35.3	34.6	11:14	42.8	38.5	-
11:15	35.3	34.8	11:15	39.8	38.4	-
11:16	36.0	35.1	11:16	37.0	38.4	-
11:17	34.3	35.1	11:17	36.8	38.2	-
11:18	35.8	35.2	11:18	35.8	38.2	-
11:19	34.8	35.3	11:19	36.0	38.1	-
11:20	34.5	35.3	11:20	36.5	38.0	-
11:21	35.0	35.4	11:21	37.5	37.8	-
11:22	35.8	35.4	11:22	37.0	37.7	-
11:23	37.3	35.6	11:23	35.8	37.6	-
11:24	36.8	35.7	11:24	36.0	37.5	-
11:25	35.3	35.6	11:25	36.8	37.5	-
11:26	36.3	35.7	11:26	38.3	37.6	-
11:27	34.5	35.6	11:27	37.8	37.4	-
11:28	36.8	35.6	11:28	40.8	37.6	-
11:29	38.8	35.8	11:29	40.8	37.5	-
11:30	36.8	35.9	11:30	37.3	37.3	-
11:31	37.8	36.0	11:31	41.0	37.6	-
11:32	35.5	36.1	11:32	40.5	37.8	-
11:33	36.8	36.2	11:33	37.5	38.0	-
11:34	36.3	36.3	11:34	50.5	38.9	-
11:35	36.0	36.4	11:35	42.3	39.3	-
11:36	36.0	36.4	11:36	39.8	39.5	-
11:37	37.0	36.5	11:37	38.5	39.6	-
11:38	37.3	36.5	11:38	39.8	39.8	-
11:39	45.0	37.1	11:39	38.5	40.0	-
11:40	37.3	37.2	11:40	41.8	40.3	-
11:41	40.0	37.4	11:41	43.8	40.7	-
11:42	43.8	38.1	11:42	39.5	40.8	-
11:43	39.8	38.3	11:43	40.3	40.8	-
11:44	38.3	38.2	11:44	39.8	40.7	-
11:45	37.3	38.3	11:45	39.8	40.9	-
11:46	39.0	38.3	11:46	40.3	40.8	-
11:47	38.0	38.5	11:47	41.0	40.9	-
11:48	36.8	38.5	11:48	39.5	41.0	-
11:49	37.8	38.6	11:49	39.3	40.2	-
11:50	37.8	38.7	11:50	40.3	40.1	-
11:51	37.8	38.8	11:51	40.3	40.1	-
11:52	37.0	38.8	11:52	39.5	40.2	-
11:53	39.3	39.0	11:53	38.5	40.1	-
11:54	37.0	38.4	11:54	38.8	40.1	-
11:55	37.0	38.4	11:55	39.5	40.0	-
11:56	38.5	38.3	11:56	39.5	39.7	-
11:57	38.0	37.9	11:57	39.5	39.7	-
11:58	38.8	37.9	11:58	39.5	39.7	-

Grand Union Bowling Alley Site
BCP #360222
150 Westchester Avenue, Port Chester
September 16, 2024

PARTICULATE DATA						
Upwind			Downwind			Exceeds Particulate Alarm Limit
Time	Concentration (ug/m^3)	15-Min Avg Concentration (ug/m^3)	Time	Concentration (ug/m^3)	15-Min Avg Concentration (ug/m^3)	
11:59	42.3	38.1	11:59	40.5	39.7	-
12:00	44.0	38.6	12:00	39.3	39.7	-
12:01	38.5	38.6	12:01	38.8	39.6	-
12:02	40.8	38.7	12:02	38.8	39.4	-
12:03	38.0	38.8	12:03	37.8	39.3	-
12:04	38.5	38.9	12:04	37.5	39.2	-
12:05	39.0	39.0	12:05	37.3	39.0	-
12:06	38.0	39.0	12:06	37.5	38.8	-
12:07	37.8	39.0	12:07	37.5	38.7	-
12:08	38.0	38.9	12:08	38.3	38.7	-
12:09	37.5	39.0	12:09	38.0	38.6	-
12:10	37.5	39.0	12:10	38.3	38.5	-
12:11	39.5	39.1	12:11	37.5	38.4	-
12:12	38.5	39.1	12:12	38.3	38.3	-
12:13	38.8	39.1	12:13	39.0	38.3	-
12:14	38.8	38.9	12:14	39.0	38.2	-
12:15	38.0	38.5	12:15	38.5	38.1	-
12:16	38.8	38.5	12:16	37.3	38.0	-
12:17	37.5	38.3	12:17	38.0	38.0	-
12:18	37.8	38.3	12:18	37.8	38.0	-
12:19	37.5	38.2	12:19	38.0	38.0	-
12:20	39.3	38.2	12:20	37.8	38.0	-
12:21	41.5	38.4	12:21	38.5	38.1	-
12:22	40.8	38.6	12:22	38.5	38.2	-
12:23	41.0	38.8	12:23	37.8	38.1	-
12:24	40.0	39.0	12:24	38.3	38.2	-
12:25	39.8	39.2	12:25	39.3	38.2	-
12:26	39.5	39.2	12:26	38.8	38.3	-
12:27	40.5	39.3	12:27	39.5	38.4	-
12:28	39.8	39.4	12:28	40.5	38.5	-
12:29	38.0	39.3	12:29	40.0	38.6	-
12:30	39.0	39.4	12:30	40.5	38.7	-
12:31	39.0	39.4	12:31	39.5	38.8	-
12:32	38.8	39.5	12:32	39.5	38.9	-
12:33	38.5	39.5	12:33	40.0	39.1	-
12:34	38.0	39.6	12:34	40.5	39.3	-
12:35	38.8	39.5	12:35	39.3	39.4	-
12:36	39.0	39.4	12:36	39.8	39.4	-
12:37	40.0	39.3	12:37	39.5	39.5	-
12:38	40.5	39.3	12:38	39.5	39.6	-
12:39	38.8	39.2	12:39	40.3	39.8	-
12:40	38.8	39.1	12:40	39.3	39.8	-
12:41	38.8	39.1	12:41	39.0	39.8	-
12:42	39.5	39.0	12:42	39.3	39.8	-
12:43	39.0	39.0	12:43	40.3	39.7	-
12:44	39.8	39.1	12:44	41.3	39.8	-
12:45	41.0	39.2	12:45	40.3	39.8	-
12:46	39.3	39.2	12:46	40.5	39.9	-

Grand Union Bowling Alley Site
BCP #360222
150 Westchester Avenue, Port Chester
September 16, 2024

PARTICULATE DATA						
Upwind			Downwind			Exceeds Particulate Alarm Limit
Time	Concentration (ug/m^3)	15-Min Avg Concentration (ug/m^3)	Time	Concentration (ug/m^3)	15-Min Avg Concentration (ug/m^3)	
12:47	38.3	39.2	12:47	40.0	39.9	-
12:48	39.0	39.2	12:48	40.5	39.9	-
12:49	38.8	39.3	12:49	41.3	40.0	-
12:50	39.0	39.3	12:50	41.8	40.2	-
12:51	38.0	39.2	12:51	42.0	40.3	-
12:52	44.0	39.5	12:52	42.0	40.5	-
12:53	38.5	39.4	12:53	42.8	40.7	-
12:54	39.5	39.4	12:54	41.5	40.8	-
12:55	40.3	39.5	12:55	41.5	40.9	-
12:56	41.3	39.7	12:56	41.5	41.1	-
12:57	40.0	39.7	12:57	41.8	41.3	-
12:58	39.0	39.7	12:58	44.5	41.5	-
12:59	40.5	39.8	12:59	41.0	41.5	-
13:00	39.5	39.7	13:00	41.8	41.6	-
13:01	39.8	39.7	13:01	42.8	41.8	-
13:02	41.3	39.9	13:02	41.3	41.9	-
13:03	38.8	39.9	13:03	41.5	41.9	-
13:04	40.0	40.0	13:04	45.5	42.2	-
13:05	38.5	39.9	13:05	51.5	42.9	-
13:06	37.8	39.9	13:06	47.8	43.2	-
13:07	39.0	39.6	13:07	49.8	43.8	-
13:08	40.3	39.7	13:08	42.5	43.7	-
13:09	38.3	39.6	13:09	41.3	43.7	-
13:10	38.3	39.5	13:10	48.3	44.2	-
13:11	39.0	39.3	13:11	44.0	44.3	-
13:12	38.5	39.2	13:12	42.3	44.4	-
13:13	37.8	39.1	13:13	41.5	44.2	-
13:14	39.3	39.1	13:14	41.0	44.2	-
13:15	39.3	39.0	13:15	42.8	44.2	-
13:16	39.5	39.0	13:16	44.8	44.4	-
13:17	38.0	38.8	13:17	42.8	44.5	-
13:18	38.3	38.8	13:18	44.3	44.7	-
13:19	40.3	38.8	13:19	41.5	44.4	-
13:20	38.5	38.8	13:20	42.0	43.8	-
13:21	39.0	38.9	13:21	43.8	43.5	-
13:22	39.5	38.9	13:22	44.0	43.1	-
13:23	40.8	38.9	13:23	44.0	43.2	-
13:24	43.8	39.3	13:24	42.3	43.3	-
13:25	40.0	39.4	13:25	39.8	42.7	-
13:26	39.3	39.4	13:26	40.3	42.5	-
13:27	37.5	39.4	13:27	41.8	42.4	-
13:28	37.8	39.4	13:28	40.3	42.3	-
13:29	38.3	39.3	13:29	41.3	42.4	-
13:30	38.3	39.2	13:30	39.5	42.1	-
13:31	38.5	39.2	13:31	39.3	41.8	-
13:32	38.0	39.2	13:32	52.8	42.4	-
13:33	38.0	39.2	13:33	41.0	42.2	-
13:34	38.3	39.0	13:34	41.5	42.2	-

Grand Union Bowling Alley Site
BCP #360222
150 Westchester Avenue, Port Chester
September 16, 2024

PARTICULATE DATA						
Upwind			Downwind			Exceeds Particulate Alarm Limit
Time	Concentration (ug/m^3)	15-Min Avg Concentration (ug/m^3)	Time	Concentration (ug/m^3)	15-Min Avg Concentration (ug/m^3)	
13:35	38.3	39.0	13:35	52.8	42.9	-
13:36	38.8	39.0	13:36	40.3	42.7	-
13:37	38.8	38.9	13:37	46.5	42.9	-
13:38	39.5	38.9	13:38	44.0	42.9	-
13:39	37.5	38.4	13:39	44.8	43.0	-
13:40	38.8	38.4	13:40	56.8	44.2	-
13:41	37.5	38.2	13:41	47.8	44.7	-
13:42	38.3	38.3	13:42	40.0	44.6	-
13:43	38.0	38.3	13:43	45.5	44.9	-
13:44	39.0	38.4	13:44	56.0	45.9	-
13:45	39.0	38.4	13:45	44.3	46.2	-
13:46	42.3	38.7	13:46	43.5	46.5	-
13:47	39.3	38.7	13:47	41.0	45.7	-
13:48	40.3	38.9	13:48	66.0	47.4	-
13:49	39.5	39.0	13:49	40.5	47.3	-
13:50	38.5	39.0	13:50	51.5	47.2	-
13:51	38.3	39.0	13:51	40.8	47.3	-
13:52	38.3	38.9	13:52	52.5	47.7	-
13:53	38.8	38.9	13:53	48.5	48.0	-
13:54	39.5	39.0	13:54	54.3	48.6	-
13:55	39.0	39.0	13:55	46.5	47.9	-
13:56	39.0	39.1	13:56	48.0	47.9	-
13:57	38.8	39.2	13:57	57.0	49.1	-
13:58	39.0	39.2	13:58	41.3	48.8	-
13:59	38.0	39.2	13:59	42.8	47.9	-
14:00	39.8	39.2	14:00	47.5	48.1	-
14:01	39.3	39.0	14:01	43.3	48.1	-
14:02	39.8	39.0	14:02	43.0	48.2	-
14:03	39.8	39.0	14:03	40.3	46.5	-
14:04	38.8	39.0	14:04	41.5	46.6	-
14:05	41.5	39.2	14:05	41.5	45.9	-
14:06	38.5	39.2	14:06	42.0	46.0	-
14:07	40.3	39.3	14:07	108.0	49.7	-
14:08	43.8	39.6	14:08	46.0	49.5	-
14:09	49.3	40.3	14:09	53.8	49.5	-
14:10	43.3	40.6	14:10	43.8	49.3	-
14:11	38.5	40.5	14:11	52.0	49.6	-
14:12	38.3	40.5	14:12	42.5	48.6	-
14:13	39.0	40.5	14:13	43.5	48.8	-
14:14	38.5	40.5	14:14	45.3	48.9	-
14:15	39.3	40.5	14:15	44.3	48.7	-
14:16	38.8	40.5	14:16	57.0	49.6	-
14:17	39.3	40.4	14:17	45.8	49.8	-
14:18	42.3	40.6	14:18	62.3	51.3	-
14:19	40.8	40.7	14:19	43.5	51.4	-
14:20	39.0	40.6	14:20	47.8	51.8	-
14:21	40.5	40.7	14:21	45.0	52.0	-
14:22	38.8	40.6	14:22	45.8	47.9	-

Grand Union Bowling Alley Site
BCP #360222
150 Westchester Avenue, Port Chester
September 16, 2024

PARTICULATE DATA						
Upwind			Downwind			Exceeds Particulate Alarm Limit
Time	Concentration (ug/m^3)	15-Min Avg Concentration (ug/m^3)	Time	Concentration (ug/m^3)	15-Min Avg Concentration (ug/m^3)	
14:23	43.8	40.6	14:23	42.8	47.7	-
14:24	43.8	40.2	14:24	44.0	47.0	-
14:25	38.8	39.9	14:25	44.5	47.1	-
14:26	38.5	39.9	14:26	43.3	46.5	-
14:27	38.5	40.0	14:27	43.0	46.5	-
14:28	39.0	40.0	14:28	44.8	46.6	-
14:29	40.0	40.1	14:29	45.5	46.6	-
14:30	38.0	40.0	14:30	44.3	46.6	-
14:31	38.8	40.0	14:31	43.5	45.7	-
14:32	38.8	39.9	14:32	44.5	45.6	-
14:33	39.3	39.7	14:33	47.3	44.6	-
14:34	39.3	39.6	14:34	44.0	44.7	-
14:35	38.3	39.6	14:35	45.0	44.5	-
14:36	38.3	39.4	14:36	43.8	44.4	-
14:37	37.5	39.4	14:37	43.8	44.3	-
14:38	37.8	39.0	14:38	44.8	44.4	-
14:39	37.8	38.6	14:39	45.8	44.5	-
14:40	38.3	38.5	14:40	43.8	44.5	-
14:41	38.0	38.5	14:41	45.0	44.6	-
14:42	38.3	38.5	14:42	43.5	44.6	-
14:43	40.3	38.6	14:43	44.8	44.6	-
14:44	38.0	38.4	14:44	51.5	45.0	-
14:45	39.0	38.5	14:45	44.8	45.0	-
14:46	37.8	38.4	14:46	44.5	45.1	-
14:47	38.8	38.4	14:47	44.5	45.1	-
14:48	39.0	38.4	14:48	44.8	44.9	-
14:49	38.5	38.4	14:49	49.5	45.3	-
14:50	37.5	38.3	14:50	46.8	45.4	-
14:51	38.8	38.3	14:51	43.5	45.4	-
14:52	37.0	38.3	14:52	42.8	45.3	-
14:53	38.3	38.3	14:53	44.5	45.3	-
14:54	38.8	38.4	14:54	47.8	45.5	-
14:55	37.5	38.4	14:55	70.3	47.2	-
14:56	38.3	38.4	14:56	45.8	47.3	-
14:57	39.0	38.4	14:57	45.3	47.4	-
14:58	42.0	38.5	14:58	43.0	47.3	-
14:59	43.3	38.9	14:59	44.3	46.8	-
15:00	40.0	39.0	15:00	44.5	46.8	-
15:01	40.8	39.2	15:01	44.5	46.8	-
15:02	38.3	39.1	15:02	47.0	46.9	-
15:03	39.3	39.1	15:03	45.0	47.0	-
15:04	38.8	39.2	15:04	45.0	46.7	-
15:05	39.8	39.3	15:05	44.3	46.5	-
15:06	38.5	39.3	15:06	62.3	47.7	-
15:07	38.8	39.4	15:07	45.0	47.9	-
15:08	38.8	39.4	15:08	44.0	47.9	-
15:09	39.8	39.5	15:09	44.8	47.7	-
15:10	39.3	39.6	15:10	44.3	45.9	-

Grand Union Bowling Alley Site
BCP #360222
150 Westchester Avenue, Port Chester
September 16, 2024

PARTICULATE DATA						
Upwind			Downwind			Exceeds Particulate Alarm Limit
Time	Concentration (ug/m^3)	15-Min Avg Concentration (ug/m^3)	Time	Concentration (ug/m^3)	15-Min Avg Concentration (ug/m^3)	
15:11	38.8	39.7	15:11	44.8	45.9	-
15:12	38.5	39.6	15:12	50.5	46.2	-
15:13	38.3	39.4	15:13	43.5	46.2	-
15:14	38.0	39.0	15:14	44.3	46.2	-
15:15	39.0	39.0	15:15	44.0	46.2	-
15:16	39.5	38.9	15:16	46.5	46.3	-
15:17	40.0	39.0	15:17	46.5	46.3	-
15:18	39.3	39.0	15:18	47.0	46.4	-
15:19	37.8	38.9	15:19	54.0	47.0	-
15:20	38.0	38.8	15:20	44.5	47.1	-
15:21	38.8	38.8	15:21	44.0	45.8	-
15:22	38.0	38.8	15:22	45.0	45.8	-
15:23	38.0	38.7	15:23	54.5	46.5	-
15:24	40.3	38.8	15:24	44.8	46.5	-
15:25	39.0	38.7	15:25	63.0	47.8	-
15:26	38.8	38.7	15:26	73.8	49.7	-
15:27	39.0	38.8	15:27	45.0	49.4	-
15:28	44.5	39.2	15:28	44.3	49.4	-
15:29	39.5	39.3	15:29	44.3	49.4	-
15:30	39.3	39.3	15:30	45.8	49.5	-
15:31	38.8	39.3	15:31	47.0	49.6	-
15:32	38.8	39.2	15:32	46.5	49.6	-
15:33	39.0	39.2	15:33	51.0	49.8	-
15:34	45.5	39.7	15:34	47.5	49.4	-
15:35	39.8	39.8	15:35	44.8	49.4	-
15:36	39.3	39.8	15:36	61.5	50.6	-
15:37	39.3	39.9	15:37	46.5	50.7	-
15:38	39.5	40.0	15:38	44.8	50.0	-
15:39	38.8	39.9	15:39	43.5	49.9	-
15:40	38.3	39.9	15:40	60.0	49.7	-
15:41	38.0	39.8	15:41	-	-	-

Grand Union Bowling Alley Site
BCP #360222
150 Westchester Avenue, Port Chester
September 16, 2024

Monday, September 16, 2024						
Number of Instances Where Downwind VOCs Exceeds Upwind VOCs + 5 =						0
Number of Comparable Data Points =						440
Start Time:						8:02
End Time:						15:41
PID DATA						
Upwind			Downwind			
Time	Concentration (ppm)	15-Min Avg Concentration (ppm)	Time	Concentration (ppm)	15-Min Avg Concentration (ppm)	Exceeds VOC Alarm Limit
8:02	-	-	8:02	0.0	-	-
8:03	-	-	8:03	0.0	-	-
8:04	-	-	8:04	0.0	-	-
8:05	-	-	8:05	0.0	-	-
8:06	0.0	-	8:06	0.0	-	-
8:07	0.0	-	8:07	0.0	-	-
8:08	0.0	-	8:08	0.0	-	-
8:09	0.0	-	8:09	0.0	-	-
8:10	0.0	-	8:10	0.0	-	-
8:11	0.0	-	8:11	0.0	-	-
8:12	0.0	-	8:12	0.0	-	-
8:13	0.0	-	8:13	0.0	-	-
8:14	0.0	-	8:14	0.0	-	-
8:15	0.0	-	8:15	0.0	-	-
8:16	0.0	-	8:16	0.0	-	-
8:17	0.0	-	8:17	0.0	0.0	-
8:18	0.0	-	8:18	0.0	0.0	-
8:19	0.0	-	8:19	0.0	0.0	-
8:20	0.0	-	8:20	0.0	0.0	-
8:21	0.0	0.0	8:21	0.0	0.0	-
8:22	0.0	0.0	8:22	0.0	0.0	-
8:23	0.0	0.0	8:23	0.0	0.0	-
8:24	0.0	0.0	8:24	0.0	0.0	-
8:25	0.0	0.0	8:25	0.0	0.0	-
8:26	0.0	0.0	8:26	0.0	0.0	-
8:27	0.0	0.0	8:27	0.0	0.0	-
8:28	0.0	0.0	8:28	0.0	0.0	-
8:29	0.0	0.0	8:29	0.0	0.0	-
8:30	0.0	0.0	8:30	0.0	0.0	-
8:31	0.0	0.0	8:31	0.0	0.0	-
8:32	0.0	0.0	8:32	0.0	0.0	-
8:33	0.0	0.0	8:33	0.0	0.0	-
8:34	0.0	0.0	8:34	0.0	0.0	-
8:35	0.0	0.0	8:35	0.0	0.0	-
8:36	0.0	0.0	8:36	0.0	0.0	-
8:37	0.0	0.0	8:37	0.0	0.0	-
8:38	0.0	0.0	8:38	0.0	0.0	-
8:39	0.0	0.0	8:39	0.0	0.0	-
8:40	0.0	0.0	8:40	0.0	0.0	-
8:41	0.0	0.0	8:41	0.0	0.0	-
8:42	0.0	0.0	8:42	0.0	0.0	-
8:43	0.0	0.0	8:43	0.0	0.0	-

Grand Union Bowling Alley Site
BCP #360222
150 Westchester Avenue, Port Chester
September 16, 2024

PID DATA						
Upwind			Downwind			
Time	Concentration (ppm)	15-Min Avg Concentration (ppm)	Time	Concentration (ppm)	15-Min Avg Concentration (ppm)	Exceeds VOC Alarm Limit
8:44	0.0	0.0	8:44	0.0	0.0	-
8:45	0.0	0.0	8:45	0.0	0.0	-
8:46	0.0	0.0	8:46	0.0	0.0	-
8:47	0.0	0.0	8:47	0.0	0.0	-
8:48	0.0	0.0	8:48	0.0	0.0	-
8:49	0.0	0.0	8:49	0.0	0.0	-
8:50	0.0	0.0	8:50	0.0	0.0	-
8:51	0.0	0.0	8:51	0.0	0.0	-
8:52	0.0	0.0	8:52	0.0	0.0	-
8:53	0.0	0.0	8:53	0.0	0.0	-
8:54	0.0	0.0	8:54	0.0	0.0	-
8:55	0.0	0.0	8:55	0.0	0.0	-
8:56	0.0	0.0	8:56	0.0	0.0	-
8:57	0.0	0.0	8:57	0.0	0.0	-
8:58	0.0	0.0	8:58	0.0	0.0	-
8:59	0.0	0.0	8:59	0.0	0.0	-
9:00	0.0	0.0	9:00	0.0	0.0	-
9:01	0.0	0.0	9:01	0.0	0.0	-
9:02	0.0	0.0	9:02	0.0	0.0	-
9:03	0.0	0.0	9:03	0.0	0.0	-
9:04	0.0	0.0	9:04	0.0	0.0	-
9:05	0.0	0.0	9:05	0.0	0.0	-
9:06	0.0	0.0	9:06	0.0	0.0	-
9:07	0.0	0.0	9:07	0.0	0.0	-
9:08	0.0	0.0	9:08	0.0	0.0	-
9:09	0.0	0.0	9:09	0.0	0.0	-
9:10	0.0	0.0	9:10	0.0	0.0	-
9:11	0.0	0.0	9:11	0.0	0.0	-
9:12	0.0	0.0	9:12	0.0	0.0	-
9:13	0.0	0.0	9:13	0.0	0.0	-
9:14	0.0	0.0	9:14	0.0	0.0	-
9:15	0.0	0.0	9:15	0.0	0.0	-
9:16	0.0	0.0	9:16	0.0	0.0	-
9:17	0.0	0.0	9:17	0.0	0.0	-
9:18	0.0	0.0	9:18	0.0	0.0	-
9:19	0.0	0.0	9:19	0.0	0.0	-
9:20	0.0	0.0	9:20	0.0	0.0	-
9:21	0.0	0.0	9:21	0.0	0.0	-
9:22	0.0	0.0	9:22	0.0	0.0	-
9:23	0.0	0.0	9:23	0.0	0.0	-
9:24	0.0	0.0	9:24	0.0	0.0	-
9:25	0.0	0.0	9:25	0.0	0.0	-
9:26	0.0	0.0	9:26	0.0	0.0	-
9:27	0.0	0.0	9:27	0.0	0.0	-
9:28	0.0	0.0	9:28	0.0	0.0	-
9:29	0.0	0.0	9:29	0.0	0.0	-
9:30	0.0	0.0	9:30	0.0	0.0	-
9:31	0.0	0.0	9:31	0.0	0.0	-

Grand Union Bowling Alley Site
BCP #360222
150 Westchester Avenue, Port Chester
September 16, 2024

PID DATA						
Upwind			Downwind			
Time	Concentration (ppm)	15-Min Avg Concentration (ppm)	Time	Concentration (ppm)	15-Min Avg Concentration (ppm)	Exceeds VOC Alarm Limit
9:32	0.0	0.0	9:32	0.0	0.0	-
9:33	0.0	0.0	9:33	0.0	0.0	-
9:34	0.0	0.0	9:34	0.0	0.0	-
9:35	0.0	0.0	9:35	0.0	0.0	-
9:36	0.0	0.0	9:36	0.0	0.0	-
9:37	0.0	0.0	9:37	0.0	0.0	-
9:38	0.0	0.0	9:38	0.0	0.0	-
9:39	0.0	0.0	9:39	0.0	0.0	-
9:40	0.0	0.0	9:40	0.0	0.0	-
9:41	0.0	0.0	9:41	0.0	0.0	-
9:42	0.0	0.0	9:42	0.0	0.0	-
9:43	0.0	0.0	9:43	0.0	0.0	-
9:44	0.0	0.0	9:44	0.0	0.0	-
9:45	0.0	0.0	9:45	0.0	0.0	-
9:46	0.0	0.0	9:46	0.0	0.0	-
9:47	0.0	0.0	9:47	0.0	0.0	-
9:48	0.0	0.0	9:48	0.0	0.0	-
9:49	0.0	0.0	9:49	0.0	0.0	-
9:50	0.0	0.0	9:50	0.0	0.0	-
9:51	0.0	0.0	9:51	0.0	0.0	-
9:52	0.0	0.0	9:52	0.0	0.0	-
9:53	0.0	0.0	9:53	0.0	0.0	-
9:54	0.0	0.0	9:54	0.0	0.0	-
9:55	0.0	0.0	9:55	0.0	0.0	-
9:56	0.0	0.0	9:56	0.0	0.0	-
9:57	0.0	0.0	9:57	0.0	0.0	-
9:58	0.0	0.0	9:58	0.0	0.0	-
9:59	0.0	0.0	9:59	0.0	0.0	-
10:00	0.0	0.0	10:00	0.0	0.0	-
10:01	0.0	0.0	10:01	0.0	0.0	-
10:02	0.0	0.0	10:02	0.0	0.0	-
10:03	0.0	0.0	10:03	0.0	0.0	-
10:04	0.0	0.0	10:04	0.0	0.0	-
10:05	0.0	0.0	10:05	0.0	0.0	-
10:06	0.0	0.0	10:06	0.0	0.0	-
10:07	0.0	0.0	10:07	0.0	0.0	-
10:08	0.0	0.0	10:08	0.0	0.0	-
10:09	0.0	0.0	10:09	0.0	0.0	-
10:10	0.0	0.0	10:10	0.0	0.0	-
10:11	0.0	0.0	10:11	0.0	0.0	-
10:12	0.0	0.0	10:12	0.0	0.0	-
10:13	0.0	0.0	10:13	0.0	0.0	-
10:14	0.0	0.0	10:14	0.0	0.0	-
10:15	0.0	0.0	10:15	0.0	0.0	-
10:16	0.0	0.0	10:16	0.0	0.0	-
10:17	0.0	0.0	10:17	0.0	0.0	-
10:18	0.0	0.0	10:18	0.0	0.0	-
10:19	0.0	0.0	10:19	0.0	0.0	-

Grand Union Bowling Alley Site
BCP #360222
150 Westchester Avenue, Port Chester
September 16, 2024

PID DATA						
Upwind			Downwind			
Time	Concentration (ppm)	15-Min Avg Concentration (ppm)	Time	Concentration (ppm)	15-Min Avg Concentration (ppm)	Exceeds VOC Alarm Limit
10:20	0.0	0.0	10:20	0.0	0.0	-
10:21	0.0	0.0	10:21	0.0	0.0	-
10:22	0.0	0.0	10:22	0.0	0.0	-
10:23	0.0	0.0	10:23	0.0	0.0	-
10:24	0.0	0.0	10:24	0.0	0.0	-
10:25	0.0	0.0	10:25	0.0	0.0	-
10:26	0.0	0.0	10:26	0.0	0.0	-
10:27	0.0	0.0	10:27	0.0	0.0	-
10:28	0.0	0.0	10:28	0.0	0.0	-
10:29	0.0	0.0	10:29	0.0	0.0	-
10:30	0.0	0.0	10:30	0.0	0.0	-
10:31	0.0	0.0	10:31	0.0	0.0	-
10:32	0.0	0.0	10:32	0.0	0.0	-
10:33	0.0	0.0	10:33	0.0	0.0	-
10:34	0.0	0.0	10:34	0.0	0.0	-
10:35	0.0	0.0	10:35	0.0	0.0	-
10:36	0.0	0.0	10:36	0.0	0.0	-
10:37	0.0	0.0	10:37	0.0	0.0	-
10:38	0.0	0.0	10:38	0.0	0.0	-
10:39	0.0	0.0	10:39	0.0	0.0	-
10:40	0.0	0.0	10:40	0.0	0.0	-
10:41	0.0	0.0	10:41	0.0	0.0	-
10:42	0.0	0.0	10:42	0.0	0.0	-
10:43	0.0	0.0	10:43	0.0	0.0	-
10:44	0.0	0.0	10:44	0.0	0.0	-
10:45	0.0	0.0	10:45	0.0	0.0	-
10:46	0.0	0.0	10:46	0.0	0.0	-
10:47	0.0	0.0	10:47	0.0	0.0	-
10:48	0.0	0.0	10:48	0.0	0.0	-
10:49	0.0	0.0	10:49	0.0	0.0	-
10:50	0.0	0.0	10:50	0.0	0.0	-
10:51	0.0	0.0	10:51	0.0	0.0	-
10:52	0.0	0.0	10:52	0.0	0.0	-
10:53	0.0	0.0	10:53	0.0	0.0	-
10:54	0.0	0.0	10:54	0.0	0.0	-
10:55	0.0	0.0	10:55	0.0	0.0	-
10:56	0.0	0.0	10:56	0.0	0.0	-
10:57	0.0	0.0	10:57	0.0	0.0	-
10:58	0.0	0.0	10:58	0.0	0.0	-
10:59	0.0	0.0	10:59	0.0	0.0	-
11:00	0.0	0.0	11:00	0.0	0.0	-
11:01	0.0	0.0	11:01	0.0	0.0	-
11:02	0.0	0.0	11:02	0.0	0.0	-
11:03	0.0	0.0	11:03	0.0	0.0	-
11:04	0.0	0.0	11:04	0.0	0.0	-
11:05	0.0	0.0	11:05	0.0	0.0	-
11:06	0.0	0.0	11:06	0.0	0.0	-
11:07	0.0	0.0	11:07	0.0	0.0	-

Grand Union Bowling Alley Site
BCP #360222
150 Westchester Avenue, Port Chester
September 16, 2024

PID DATA						
Upwind			Downwind			
Time	Concentration (ppm)	15-Min Avg Concentration (ppm)	Time	Concentration (ppm)	15-Min Avg Concentration (ppm)	Exceeds VOC Alarm Limit
11:08	0.0	0.0	11:08	0.0	0.0	-
11:09	0.0	0.0	11:09	0.0	0.0	-
11:10	0.0	0.0	11:10	0.0	0.0	-
11:11	0.0	0.0	11:11	0.0	0.0	-
11:12	0.0	0.0	11:12	0.0	0.0	-
11:13	0.0	0.0	11:13	0.0	0.0	-
11:14	0.0	0.0	11:14	0.0	0.0	-
11:15	0.0	0.0	11:15	0.0	0.0	-
11:16	0.0	0.0	11:16	0.0	0.0	-
11:17	0.0	0.0	11:17	0.0	0.0	-
11:18	0.0	0.0	11:18	0.0	0.0	-
11:19	0.0	0.0	11:19	0.0	0.0	-
11:20	0.0	0.0	11:20	0.0	0.0	-
11:21	0.0	0.0	11:21	0.0	0.0	-
11:22	0.0	0.0	11:22	0.0	0.0	-
11:23	0.0	0.0	11:23	0.0	0.0	-
11:24	0.0	0.0	11:24	0.0	0.0	-
11:25	0.0	0.0	11:25	0.0	0.0	-
11:26	0.0	0.0	11:26	0.0	0.0	-
11:27	0.0	0.0	11:27	0.0	0.0	-
11:28	0.0	0.0	11:28	0.0	0.0	-
11:29	0.0	0.0	11:29	0.0	0.0	-
11:30	0.0	0.0	11:30	0.0	0.0	-
11:31	0.0	0.0	11:31	0.0	0.0	-
11:32	0.0	0.0	11:32	0.0	0.0	-
11:33	0.0	0.0	11:33	0.0	0.0	-
11:34	0.0	0.0	11:34	0.0	0.0	-
11:35	0.0	0.0	11:35	0.0	0.0	-
11:36	0.0	0.0	11:36	0.0	0.0	-
11:37	0.0	0.0	11:37	0.0	0.0	-
11:38	0.0	0.0	11:38	0.0	0.0	-
11:39	0.0	0.0	11:39	0.0	0.0	-
11:40	0.0	0.0	11:40	0.0	0.0	-
11:41	0.0	0.0	11:41	0.0	0.0	-
11:42	0.0	0.0	11:42	0.0	0.0	-
11:43	0.0	0.0	11:43	0.0	0.0	-
11:44	0.0	0.0	11:44	0.0	0.0	-
11:45	0.0	0.0	11:45	0.0	0.0	-
11:46	0.0	0.0	11:46	0.0	0.0	-
11:47	0.0	0.0	11:47	0.0	0.0	-
11:48	0.0	0.0	11:48	0.0	0.0	-
11:49	0.0	0.0	11:49	0.0	0.0	-
11:50	0.0	0.0	11:50	0.0	0.0	-
11:51	0.0	0.0	11:51	0.0	0.0	-
11:52	0.0	0.0	11:52	0.0	0.0	-
11:53	0.0	0.0	11:53	0.0	0.0	-
11:54	0.0	0.0	11:54	0.0	0.0	-
11:55	0.0	0.0	11:55	0.0	0.0	-

Grand Union Bowling Alley Site
BCP #360222
150 Westchester Avenue, Port Chester
September 16, 2024

PID DATA						
Upwind			Downwind			
Time	Concentration (ppm)	15-Min Avg Concentration (ppm)	Time	Concentration (ppm)	15-Min Avg Concentration (ppm)	Exceeds VOC Alarm Limit
11:56	0.0	0.0	11:56	0.0	0.0	-
11:57	0.0	0.0	11:57	0.0	0.0	-
11:58	0.0	0.0	11:58	0.0	0.0	-
11:59	0.0	0.0	11:59	0.0	0.0	-
12:00	0.0	0.0	12:00	0.0	0.0	-
12:01	0.0	0.0	12:01	0.0	0.0	-
12:02	0.0	0.0	12:02	0.0	0.0	-
12:03	0.0	0.0	12:03	0.0	0.0	-
12:04	0.0	0.0	12:04	0.0	0.0	-
12:05	0.0	0.0	12:05	0.0	0.0	-
12:06	0.0	0.0	12:06	0.0	0.0	-
12:07	0.0	0.0	12:07	0.0	0.0	-
12:08	0.0	0.0	12:08	0.0	0.0	-
12:09	0.0	0.0	12:09	0.0	0.0	-
12:10	0.0	0.0	12:10	0.0	0.0	-
12:11	0.0	0.0	12:11	0.0	0.0	-
12:12	0.0	0.0	12:12	0.0	0.0	-
12:13	0.0	0.0	12:13	0.0	0.0	-
12:14	0.0	0.0	12:14	0.0	0.0	-
12:15	0.0	0.0	12:15	0.0	0.0	-
12:16	0.0	0.0	12:16	0.0	0.0	-
12:17	0.0	0.0	12:17	0.0	0.0	-
12:18	0.0	0.0	12:18	0.0	0.0	-
12:19	0.0	0.0	12:19	0.0	0.0	-
12:20	0.0	0.0	12:20	0.0	0.0	-
12:21	0.0	0.0	12:21	0.0	0.0	-
12:22	0.0	0.0	12:22	0.0	0.0	-
12:23	0.0	0.0	12:23	0.0	0.0	-
12:24	0.0	0.0	12:24	0.0	0.0	-
12:25	0.0	0.0	12:25	0.0	0.0	-
12:26	0.0	0.0	12:26	0.0	0.0	-
12:27	0.0	0.0	12:27	0.0	0.0	-
12:28	0.0	0.0	12:28	0.0	0.0	-
12:29	0.0	0.0	12:29	0.0	0.0	-
12:30	0.0	0.0	12:30	0.0	0.0	-
12:31	0.0	0.0	12:31	0.0	0.0	-
12:32	0.0	0.0	12:32	0.0	0.0	-
12:33	0.0	0.0	12:33	0.0	0.0	-
12:34	0.0	0.0	12:34	0.0	0.0	-
12:35	0.0	0.0	12:35	0.0	0.0	-
12:36	0.0	0.0	12:36	0.0	0.0	-
12:37	0.0	0.0	12:37	0.0	0.0	-
12:38	0.0	0.0	12:38	0.0	0.0	-
12:39	0.0	0.0	12:39	0.0	0.0	-
12:40	0.0	0.0	12:40	0.0	0.0	-
12:41	0.0	0.0	12:41	0.0	0.0	-
12:42	0.0	0.0	12:42	0.0	0.0	-
12:43	0.0	0.0	12:43	0.0	0.0	-

Grand Union Bowling Alley Site
BCP #360222
150 Westchester Avenue, Port Chester
September 16, 2024

PID DATA						
Upwind			Downwind			
Time	Concentration (ppm)	15-Min Avg Concentration (ppm)	Time	Concentration (ppm)	15-Min Avg Concentration (ppm)	Exceeds VOC Alarm Limit
12:44	0.0	0.0	12:44	0.0	0.0	-
12:45	0.0	0.0	12:45	0.0	0.0	-
12:46	0.0	0.0	12:46	0.0	0.0	-
12:47	0.0	0.0	12:47	0.0	0.0	-
12:48	0.0	0.0	12:48	0.0	0.0	-
12:49	0.0	0.0	12:49	0.0	0.0	-
12:50	0.0	0.0	12:50	0.0	0.0	-
12:51	0.0	0.0	12:51	0.0	0.0	-
12:52	0.0	0.0	12:52	0.0	0.0	-
12:53	0.0	0.0	12:53	0.0	0.0	-
12:54	0.0	0.0	12:54	0.0	0.0	-
12:55	0.0	0.0	12:55	0.0	0.0	-
12:56	0.0	0.0	12:56	0.0	0.0	-
12:57	0.0	0.0	12:57	0.0	0.0	-
12:58	0.0	0.0	12:58	0.0	0.0	-
12:59	0.0	0.0	12:59	0.0	0.0	-
13:00	0.0	0.0	13:00	0.0	0.0	-
13:01	0.0	0.0	13:01	0.0	0.0	-
13:02	0.0	0.0	13:02	0.0	0.0	-
13:03	0.0	0.0	13:03	0.0	0.0	-
13:04	0.0	0.0	13:04	0.0	0.0	-
13:05	0.0	0.0	13:05	0.0	0.0	-
13:06	0.0	0.0	13:06	0.0	0.0	-
13:07	0.0	0.0	13:07	0.0	0.0	-
13:08	0.0	0.0	13:08	0.0	0.0	-
13:09	0.0	0.0	13:09	0.0	0.0	-
13:10	0.0	0.0	13:10	0.0	0.0	-
13:11	0.0	0.0	13:11	0.0	0.0	-
13:12	0.0	0.0	13:12	0.0	0.0	-
13:13	0.0	0.0	13:13	0.0	0.0	-
13:14	0.0	0.0	13:14	0.0	0.0	-
13:15	0.0	0.0	13:15	0.0	0.0	-
13:16	0.0	0.0	13:16	0.0	0.0	-
13:17	0.0	0.0	13:17	0.0	0.0	-
13:18	0.0	0.0	13:18	0.0	0.0	-
13:19	0.0	0.0	13:19	0.0	0.0	-
13:20	0.0	0.0	13:20	0.0	0.0	-
13:21	0.0	0.0	13:21	0.0	0.0	-
13:22	0.0	0.0	13:22	0.0	0.0	-
13:23	0.0	0.0	13:23	0.0	0.0	-
13:24	0.0	0.0	13:24	0.0	0.0	-
13:25	0.0	0.0	13:25	0.0	0.0	-
13:26	0.0	0.0	13:26	0.0	0.0	-
13:27	0.0	0.0	13:27	0.0	0.0	-
13:28	0.0	0.0	13:28	0.0	0.0	-
13:29	0.0	0.0	13:29	0.0	0.0	-
13:30	0.0	0.0	13:30	0.0	0.0	-
13:31	0.0	0.0	13:31	0.0	0.0	-

Grand Union Bowling Alley Site
BCP #360222
150 Westchester Avenue, Port Chester
September 16, 2024

PID DATA						
Upwind			Downwind			
Time	Concentration (ppm)	15-Min Avg Concentration (ppm)	Time	Concentration (ppm)	15-Min Avg Concentration (ppm)	Exceeds VOC Alarm Limit
13:32	0.0	0.0	13:32	0.0	0.0	-
13:33	0.0	0.0	13:33	0.0	0.0	-
13:34	0.0	0.0	13:34	0.0	0.0	-
13:35	0.0	0.0	13:35	0.0	0.0	-
13:36	0.0	0.0	13:36	0.0	0.0	-
13:37	0.0	0.0	13:37	0.0	0.0	-
13:38	0.0	0.0	13:38	0.0	0.0	-
13:39	0.0	0.0	13:39	0.0	0.0	-
13:40	0.0	0.0	13:40	0.0	0.0	-
13:41	0.0	0.0	13:41	0.0	0.0	-
13:42	0.0	0.0	13:42	0.0	0.0	-
13:43	0.0	0.0	13:43	0.0	0.0	-
13:44	0.0	0.0	13:44	0.0	0.0	-
13:45	0.0	0.0	13:45	0.0	0.0	-
13:46	0.0	0.0	13:46	0.0	0.0	-
13:47	0.0	0.0	13:47	0.0	0.0	-
13:48	0.0	0.0	13:48	0.0	0.0	-
13:49	0.0	0.0	13:49	0.0	0.0	-
13:50	0.0	0.0	13:50	0.0	0.0	-
13:51	0.0	0.0	13:51	0.0	0.0	-
13:52	0.0	0.0	13:52	0.0	0.0	-
13:53	0.0	0.0	13:53	0.0	0.0	-
13:54	0.0	0.0	13:54	0.0	0.0	-
13:55	0.0	0.0	13:55	0.0	0.0	-
13:56	0.0	0.0	13:56	0.0	0.0	-
13:57	0.0	0.0	13:57	0.0	0.0	-
13:58	0.0	0.0	13:58	0.0	0.0	-
13:59	0.0	0.0	13:59	0.0	0.0	-
14:00	0.0	0.0	14:00	0.0	0.0	-
14:01	0.0	0.0	14:01	0.0	0.0	-
14:02	0.0	0.0	14:02	0.0	0.0	-
14:03	0.0	0.0	14:03	0.0	0.0	-
14:04	0.0	0.0	14:04	0.0	0.0	-
14:05	0.0	0.0	14:05	0.0	0.0	-
14:06	0.0	0.0	14:06	0.0	0.0	-
14:07	0.0	0.0	14:07	0.0	0.0	-
14:08	0.0	0.0	14:08	0.0	0.0	-
14:09	0.0	0.0	14:09	0.0	0.0	-
14:10	0.0	0.0	14:10	0.0	0.0	-
14:11	0.0	0.0	14:11	0.0	0.0	-
14:12	0.0	0.0	14:12	0.0	0.0	-
14:13	0.0	0.0	14:13	0.0	0.0	-
14:14	0.0	0.0	14:14	0.0	0.0	-
14:15	0.0	0.0	14:15	0.0	0.0	-
14:16	0.0	0.0	14:16	0.0	0.0	-
14:17	0.0	0.0	14:17	0.0	0.0	-
14:18	0.0	0.0	14:18	0.0	0.0	-
14:19	0.0	0.0	14:19	0.0	0.0	-

Grand Union Bowling Alley Site
BCP #360222
150 Westchester Avenue, Port Chester
September 16, 2024

PID DATA						
Upwind			Downwind			
Time	Concentration (ppm)	15-Min Avg Concentration (ppm)	Time	Concentration (ppm)	15-Min Avg Concentration (ppm)	Exceeds VOC Alarm Limit
14:20	0.0	0.0	14:20	0.0	0.0	-
14:21	0.0	0.0	14:21	0.0	0.0	-
14:22	0.0	0.0	14:22	0.0	0.0	-
14:23	0.0	0.0	14:23	0.0	0.0	-
14:24	0.0	0.0	14:24	0.0	0.0	-
14:25	0.0	0.0	14:25	0.0	0.0	-
14:26	0.0	0.0	14:26	0.0	0.0	-
14:27	0.0	0.0	14:27	0.0	0.0	-
14:28	0.0	0.0	14:28	0.0	0.0	-
14:29	0.0	0.0	14:29	0.0	0.0	-
14:30	0.0	0.0	14:30	0.0	0.0	-
14:31	0.0	0.0	14:31	0.0	0.0	-
14:32	0.0	0.0	14:32	0.0	0.0	-
14:33	0.0	0.0	14:33	0.0	0.0	-
14:34	0.0	0.0	14:34	0.0	0.0	-
14:35	0.0	0.0	14:35	0.0	0.0	-
14:36	0.0	0.0	14:36	0.0	0.0	-
14:37	0.0	0.0	14:37	0.0	0.0	-
14:38	0.0	0.0	14:38	0.0	0.0	-
14:39	0.0	0.0	14:39	0.0	0.0	-
14:40	0.0	0.0	14:40	0.0	0.0	-
14:41	0.0	0.0	14:41	0.0	0.0	-
14:42	0.0	0.0	14:42	0.0	0.0	-
14:43	0.0	0.0	14:43	0.0	0.0	-
14:44	0.0	0.0	14:44	0.0	0.0	-
14:45	0.0	0.0	14:45	0.0	0.0	-
14:46	0.0	0.0	14:46	0.0	0.0	-
14:47	0.0	0.0	14:47	0.0	0.0	-
14:48	0.0	0.0	14:48	0.0	0.0	-
14:49	0.0	0.0	14:49	0.0	0.0	-
14:50	0.0	0.0	14:50	0.0	0.0	-
14:51	0.0	0.0	14:51	0.0	0.0	-
14:52	0.0	0.0	14:52	0.0	0.0	-
14:53	0.0	0.0	14:53	0.0	0.0	-
14:54	0.0	0.0	14:54	0.0	0.0	-
14:55	0.0	0.0	14:55	0.0	0.0	-
14:56	0.0	0.0	14:56	0.0	0.0	-
14:57	0.0	0.0	14:57	0.0	0.0	-
14:58	0.0	0.0	14:58	0.0	0.0	-
14:59	0.0	0.0	14:59	0.0	0.0	-
15:00	0.0	0.0	15:00	0.0	0.0	-
15:01	0.0	0.0	15:01	0.0	0.0	-
15:02	0.0	0.0	15:02	0.0	0.0	-
15:03	0.0	0.0	15:03	0.0	0.0	-
15:04	0.0	0.0	15:04	0.0	0.0	-
15:05	0.0	0.0	15:05	0.0	0.0	-
15:06	0.0	0.0	15:06	0.0	0.0	-
15:07	0.0	0.0	15:07	0.0	0.0	-

Grand Union Bowling Alley Site
BCP #360222
150 Westchester Avenue, Port Chester
September 16, 2024

PID DATA						
Upwind			Downwind			
Time	Concentration (ppm)	15-Min Avg Concentration (ppm)	Time	Concentration (ppm)	15-Min Avg Concentration (ppm)	Exceeds VOC Alarm Limit
15:08	0.0	0.0	15:08	0.0	0.0	-
15:09	0.0	0.0	15:09	0.0	0.0	-
15:10	0.0	0.0	15:10	0.0	0.0	-
15:11	0.0	0.0	15:11	0.0	0.0	-
15:12	0.0	0.0	15:12	0.0	0.0	-
15:13	0.0	0.0	15:13	0.0	0.0	-
15:14	0.0	0.0	15:14	0.0	0.0	-
15:15	0.0	0.0	15:15	0.0	0.0	-
15:16	0.0	0.0	15:16	0.0	0.0	-
15:17	0.0	0.0	15:17	0.0	0.0	-
15:18	0.0	0.0	15:18	0.0	0.0	-
15:19	0.0	0.0	15:19	0.0	0.0	-
15:20	0.0	0.0	15:20	0.0	0.0	-
15:21	0.0	0.0	15:21	0.0	0.0	-
15:22	0.0	0.0	15:22	0.0	0.0	-
15:23	0.0	0.0	15:23	0.0	0.0	-
15:24	0.0	0.0	15:24	0.0	0.0	-
15:25	0.0	0.0	15:25	0.0	0.0	-
15:26	0.0	0.0	15:26	0.0	0.0	-
15:27	0.0	0.0	15:27	0.0	0.0	-
15:28	0.0	0.0	15:28	0.0	0.0	-
15:29	0.0	0.0	15:29	0.0	0.0	-
15:30	0.0	0.0	15:30	0.0	0.0	-
15:31	0.0	0.0	15:31	0.0	0.0	-
15:32	0.0	0.0	15:32	0.0	0.0	-
15:33	0.0	0.0	15:33	0.0	0.0	-
15:34	0.0	0.0	15:34	0.0	0.0	-
15:35	0.0	0.0	15:35	0.0	0.0	-
15:36	0.0	0.0	15:36	0.0	0.0	-
15:37	0.0	0.0	15:37	0.0	0.0	-
15:38	0.0	0.0	15:38	0.0	0.0	-
15:39	0.0	0.0	15:39	0.0	0.0	-
15:40	0.0	0.0	15:40	0.0	0.0	-
15:41	0.0	0.0	15:41	-	-	-

SESI CONSULTING ENGINEERS

959 US-46 Floor 3, Suite 300 - Parsippany-Troy Hills, NJ

DAILY AIR MONITORING REPORT
150 Westchester Avenue
Port Chester, New York

09/17/2024

Rev. No. 0 | Page 1 of 2

Project Number: 11895A

Dust Action Level: 150 µg/m^3

VOC Action Level: 5 ppm

Weather Data Range for Work Day		Wind Direction	NE	Relative Humidity (%)	70.0 - 89.0	Daily Rain Total (in)	0.01	Readings in the summary table and graphs below are the reported downwind concentrations.
Temperature (°F)	64.0 - 73.0	Wind Speed (MPH)	1.7 - 5.4	Barometer (inHg)	30.20 - 30.30	Avg. Dew Point Temp (°F)	62.0	

Station Location	Daily Avg. Dust Concentration (µg/m^3)	Max 15-Min Dust Concentration (µg/m^3)	Time of Max Dust Reading	Daily Avg. VOC Concentration (ppm)	Max 15-Min VOC Concentration (ppm)	Time of Max VOC Reading
Upwind	43.3	100.9	15:20	0.0	0.0	8:17
Downwind	36.6	47.9	14:30	0.0	0.0	8:18

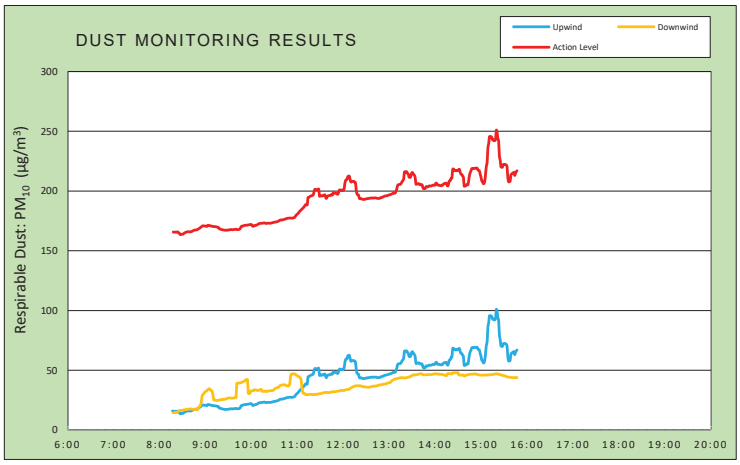

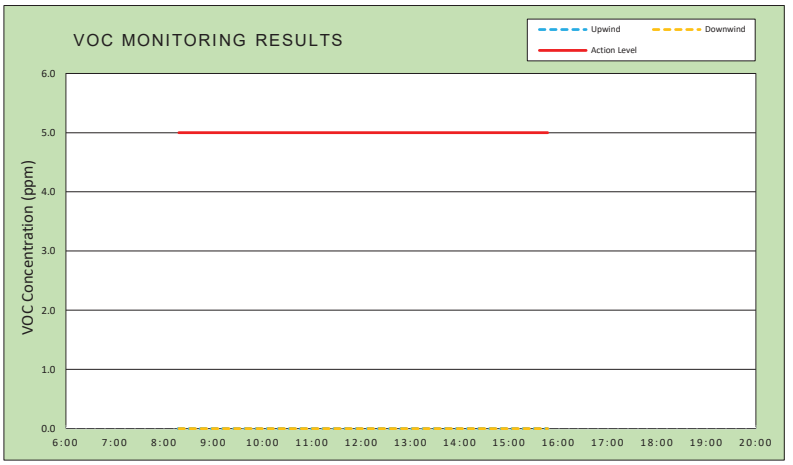

Air Monitoring Notes:

Weather Notes:

EMILCOTT
A Triumvirate Environmental Company

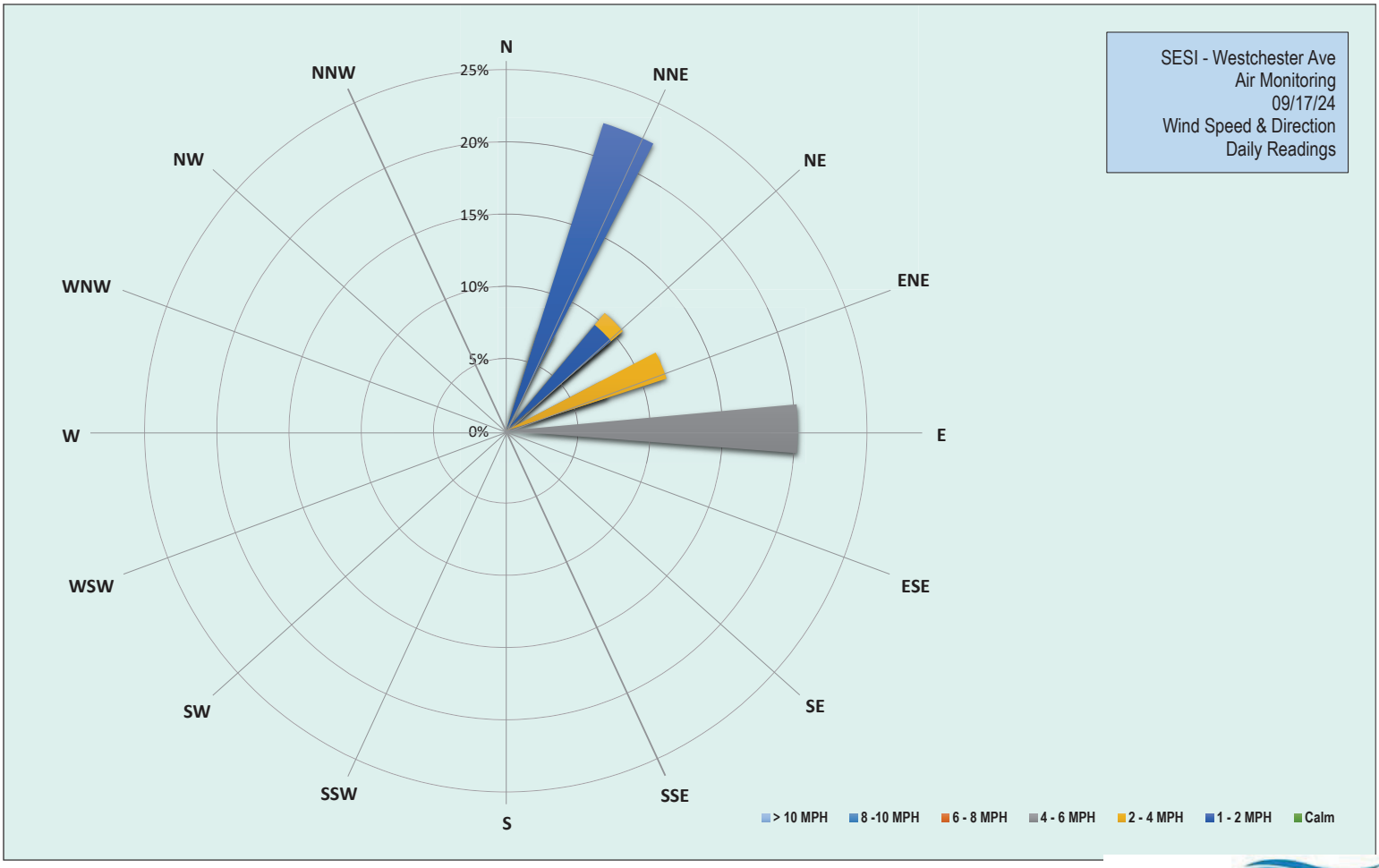

EMILCOTT
A Triumvirate Environmental Company

Grand Union Bowling Alley Site
BCP #360222
150 Westchester Avenue, Port Chester
September 17, 2024

Tuesday, September 17, 2024						
Number of Instances Where Downwind Particulates Exceeds Upwind Particulate + 150 =						0
Number of Comparable Data Points =						450
Start Time:						8:02
End Time:						15:47
PARTICULATE DATA						
Upwind			Downwind			Exceeds Particulate Alarm Limit
Time	Concentration (ug/m^3)	15-Min Avg Concentration (ug/m^3)	Time	Concentration (ug/m^3)	15-Min Avg Concentration (ug/m^3)	
8:02	19.0	-	8:02	-	-	-
8:03	14.0	-	8:03	17.3	-	-
8:04	15.0	-	8:04	14.5	-	-
8:05	13.3	-	8:05	15.0	-	-
8:06	13.8	-	8:06	14.0	-	-
8:07	14.8	-	8:07	15.0	-	-
8:08	12.0	-	8:08	14.0	-	-
8:09	14.5	-	8:09	13.0	-	-
8:10	25.5	-	8:10	13.0	-	-
8:11	17.8	-	8:11	13.8	-	-
8:12	33.5	-	8:12	13.0	-	-
8:13	11.0	-	8:13	17.3	-	-
8:14	13.3	-	8:14	14.5	-	-
8:15	13.8	-	8:15	14.8	-	-
8:16	12.0	-	8:16	14.3	-	-
8:17	13.5	15.8	8:17	14.5	-	-
8:18	12.8	15.8	8:18	16.0	14.4	-
8:19	12.0	15.6	8:19	15.5	14.5	-
8:20	14.3	15.6	8:20	16.5	14.6	-
8:21	14.0	15.6	8:21	15.3	14.7	-
8:22	13.3	15.5	8:22	14.5	14.7	-
8:23	15.0	15.7	8:23	16.3	14.8	-
8:24	14.5	15.7	8:24	21.8	15.4	-
8:25	13.8	15.0	8:25	19.0	15.8	-
8:26	14.8	14.8	8:26	18.5	16.1	-
8:27	14.8	13.5	8:27	16.8	16.4	-
8:28	14.5	13.7	8:28	15.5	16.2	-
8:29	13.8	13.8	8:29	16.0	16.3	-
8:30	14.8	13.8	8:30	16.5	16.5	-
8:31	14.8	14.0	8:31	16.8	16.6	-
8:32	21.8	14.6	8:32	17.3	16.8	-
8:33	19.0	15.0	8:33	17.0	16.9	-
8:34	17.3	15.3	8:34	18.0	17.0	-
8:35	18.8	15.6	8:35	16.0	17.0	-
8:36	15.8	15.8	8:36	17.5	17.2	-
8:37	16.5	16.0	8:37	17.5	17.4	-
8:38	14.3	15.9	8:38	19.3	17.6	-
8:39	13.8	15.9	8:39	21.0	17.5	-
8:40	13.5	15.9	8:40	19.8	17.6	-
8:41	14.8	15.9	8:41	19.5	17.6	-
8:42	19.0	16.1	8:42	13.8	17.4	-
8:43	18.5	16.4	8:43	13.8	17.3	-

Grand Union Bowling Alley Site
BCP #360222
150 Westchester Avenue, Port Chester
September 17, 2024

PARTICULATE DATA						
Upwind			Downwind			Exceeds Particulate Alarm Limit
Time	Concentration (ug/m^3)	15-Min Avg Concentration (ug/m^3)	Time	Concentration (ug/m^3)	15-Min Avg Concentration (ug/m^3)	
8:44	20.0	16.8	8:44	15.8	17.3	-
8:45	18.8	17.1	8:45	15.8	17.2	-
8:46	19.3	17.4	8:46	18.5	17.4	-
8:47	20.5	17.3	8:47	15.0	17.2	-
8:48	20.3	17.4	8:48	15.5	17.1	-
8:49	21.3	17.7	8:49	15.5	16.9	-
8:50	21.8	17.9	8:50	19.8	17.2	-
8:51	23.3	18.4	8:51	32.8	18.2	-
8:52	22.0	18.7	8:52	39.0	19.6	-
8:53	21.0	19.2	8:53	25.5	20.1	-
8:54	20.5	19.6	8:54	42.8	21.5	-
8:55	22.3	20.2	8:55	73.0	25.1	-
8:56	21.8	20.7	8:56	80.3	29.1	-
8:57	22.3	20.9	8:57	24.0	29.8	-
8:58	17.5	20.8	8:58	27.0	30.7	-
8:59	17.3	20.6	8:59	28.3	31.5	-
9:00	19.5	20.7	9:00	24.8	32.1	-
9:01	17.8	20.6	9:01	23.0	32.4	-
9:02	17.0	20.4	9:02	24.0	33.0	-
9:03	33.5	21.2	9:03	24.8	33.6	-
9:04	21.3	21.2	9:04	24.8	34.2	-
9:05	19.8	21.1	9:05	24.8	34.6	-
9:06	22.3	21.0	9:06	25.3	34.1	-
9:07	17.3	20.7	9:07	24.8	33.1	-
9:08	19.8	20.6	9:08	24.8	33.1	-
9:09	18.3	20.5	9:09	25.0	31.9	-
9:10	18.5	20.2	9:10	26.5	28.8	-
9:11	23.3	20.3	9:11	25.3	25.1	-
9:12	21.0	20.3	9:12	25.0	25.2	-
9:13	16.0	20.2	9:13	24.3	25.0	-
9:14	16.0	20.1	9:14	24.5	24.8	-
9:15	16.5	19.9	9:15	23.8	24.7	-
9:16	15.0	19.7	9:16	24.8	24.8	-
9:17	15.8	19.6	9:17	24.8	24.9	-
9:18	15.3	18.4	9:18	27.5	25.0	-
9:19	18.5	18.2	9:19	28.0	25.3	-
9:20	18.0	18.1	9:20	26.5	25.4	-
9:21	17.3	17.8	9:21	26.0	25.4	-
9:22	16.3	17.7	9:22	25.5	25.5	-
9:23	16.5	17.5	9:23	26.3	25.6	-
9:24	17.0	17.4	9:24	26.0	25.6	-
9:25	16.8	17.3	9:25	26.5	25.6	-
9:26	22.3	17.2	9:26	28.8	25.9	-
9:27	19.8	17.1	9:27	27.5	26.0	-
9:28	18.0	17.3	9:28	26.8	26.2	-
9:29	17.0	17.3	9:29	29.0	26.5	-
9:30	16.8	17.3	9:30	26.5	26.7	-
9:31	17.3	17.5	9:31	26.5	26.8	-

Grand Union Bowling Alley Site
BCP #360222
150 Westchester Avenue, Port Chester
September 17, 2024

PARTICULATE DATA						
Upwind			Downwind			Exceeds Particulate Alarm Limit
Time	Concentration (ug/m^3)	15-Min Avg Concentration (ug/m^3)	Time	Concentration (ug/m^3)	15-Min Avg Concentration (ug/m^3)	
9:32	16.5	17.5	9:32	26.0	26.9	-
9:33	19.0	17.8	9:33	25.3	26.7	-
9:34	17.5	17.7	9:34	25.8	26.6	-
9:35	16.5	17.6	9:35	26.3	26.6	-
9:36	17.8	17.7	9:36	26.5	26.6	-
9:37	17.0	17.7	9:37	27.8	26.8	-
9:38	18.5	17.8	9:38	28.0	26.9	-
9:39	18.8	18.0	9:39	28.8	27.1	-
9:40	18.0	18.0	9:40	27.5	27.1	-
9:41	18.0	17.8	9:41	205.8	38.9	-
9:42	19.0	17.7	9:42	30.3	39.1	-
9:43	19.3	17.8	9:43	29.0	39.3	-
9:44	18.3	17.9	9:44	28.5	39.2	-
9:45	22.5	18.3	9:45	28.5	39.4	-
9:46	32.0	19.2	9:46	29.3	39.5	-
9:47	35.0	20.5	9:47	28.3	39.7	-
9:48	19.8	20.5	9:48	31.5	40.1	-
9:49	21.0	20.8	9:49	28.0	40.3	-
9:50	21.0	21.1	9:50	32.3	40.7	-
9:51	19.5	21.2	9:51	31.0	41.0	-
9:52	19.0	21.3	9:52	36.0	41.5	-
9:53	19.3	21.4	9:53	36.0	42.0	-
9:54	19.5	21.4	9:54	30.0	42.1	-
9:55	19.8	21.5	9:55	29.3	42.2	-
9:56	19.8	21.6	9:56	30.5	30.6	-
9:57	20.5	21.7	9:57	29.8	30.5	-
9:58	21.3	21.9	9:58	29.3	30.5	-
9:59	20.8	22.0	9:59	55.8	32.4	-
10:00	21.3	22.0	10:00	31.0	32.5	-
10:01	21.0	21.2	10:01	32.3	32.7	-
10:02	22.0	20.4	10:02	32.5	33.0	-
10:03	24.8	20.7	10:03	30.8	33.0	-
10:04	27.3	21.1	10:04	38.5	33.7	-
10:05	22.0	21.2	10:05	31.0	33.6	-
10:06	21.8	21.3	10:06	30.8	33.6	-
10:07	21.5	21.5	10:07	30.8	33.2	-
10:08	25.3	21.9	10:08	33.5	33.0	-
10:09	26.3	22.3	10:09	31.8	33.2	-
10:10	23.5	22.6	10:10	31.3	33.3	-
10:11	24.3	22.9	10:11	33.5	33.5	-
10:12	21.3	22.9	10:12	35.3	33.9	-
10:13	22.0	23.0	10:13	30.5	33.9	-
10:14	21.5	23.0	10:14	32.0	32.4	-
10:15	23.0	23.2	10:15	31.8	32.4	-
10:16	22.0	23.2	10:16	31.5	32.4	-
10:17	23.5	23.3	10:17	34.8	32.5	-
10:18	22.5	23.2	10:18	31.5	32.6	-
10:19	22.3	22.8	10:19	31.8	32.1	-

Grand Union Bowling Alley Site
BCP #360222
150 Westchester Avenue, Port Chester
September 17, 2024

PARTICULATE DATA						
Upwind			Downwind			Exceeds Particulate Alarm Limit
Time	Concentration (ug/m^3)	15-Min Avg Concentration (ug/m^3)	Time	Concentration (ug/m^3)	15-Min Avg Concentration (ug/m^3)	
10:20	23.8	23.0	10:20	33.3	32.3	-
10:21	22.8	23.0	10:21	34.3	32.5	-
10:22	23.0	23.1	10:22	32.8	32.6	-
10:23	24.8	23.1	10:23	33.0	32.6	-
10:24	25.3	23.0	10:24	34.0	32.7	-
10:25	24.5	23.1	10:25	33.8	32.9	-
10:26	25.5	23.2	10:26	34.0	32.9	-
10:27	24.3	23.4	10:27	34.3	32.9	-
10:28	24.5	23.5	10:28	34.5	33.1	-
10:29	25.3	23.8	10:29	34.3	33.3	-
10:30	24.5	23.9	10:30	42.0	34.0	-
10:31	24.0	24.0	10:31	41.5	34.6	-
10:32	24.0	24.1	10:32	39.8	35.0	-
10:33	25.0	24.2	10:33	34.3	35.2	-
10:34	26.5	24.5	10:34	34.3	35.3	-
10:35	26.0	24.7	10:35	39.5	35.7	-
10:36	28.0	25.0	10:36	39.8	36.1	-
10:37	30.0	25.5	10:37	43.3	36.8	-
10:38	29.8	25.8	10:38	40.8	37.3	-
10:39	24.8	25.8	10:39	37.0	37.5	-
10:40	25.0	25.8	10:40	34.5	37.6	-
10:41	26.8	25.9	10:41	36.0	37.7	-
10:42	27.3	26.1	10:42	34.8	37.7	-
10:43	28.5	26.4	10:43	35.0	37.8	-
10:44	26.8	26.5	10:44	34.8	37.8	-
10:45	28.0	26.7	10:45	35.5	37.4	-
10:46	27.8	26.9	10:46	37.0	37.1	-
10:47	27.5	27.2	10:47	35.8	36.8	-
10:48	26.5	27.3	10:48	35.8	36.9	-
10:49	27.0	27.3	10:49	37.0	37.1	-
10:50	27.0	27.4	10:50	57.8	38.3	-
10:51	28.3	27.4	10:51	113.8	43.2	-
10:52	29.0	27.3	10:52	95.3	46.7	-
10:53	28.0	27.2	10:53	42.8	46.8	-
10:54	28.0	27.4	10:54	36.3	46.8	-
10:55	27.8	27.6	10:55	37.8	47.0	-
10:56	28.0	27.7	10:56	37.5	47.1	-
10:57	36.8	28.3	10:57	28.5	46.7	-
10:58	43.3	29.3	10:58	27.3	46.2	-
10:59	38.5	30.1	10:59	31.0	45.9	-
11:00	36.0	30.6	11:00	28.5	45.5	-
11:01	37.0	31.2	11:01	30.0	45.0	-
11:02	39.0	32.0	11:02	29.0	44.5	-
11:03	40.0	32.9	11:03	28.8	44.1	-
11:04	36.8	33.6	11:04	29.0	43.5	-
11:05	36.5	34.2	11:05	30.5	41.7	-
11:06	37.3	34.8	11:06	29.5	36.1	-
11:07	39.5	35.5	11:07	27.8	31.6	-

Grand Union Bowling Alley Site
BCP #360222
150 Westchester Avenue, Port Chester
September 17, 2024

PARTICULATE DATA						
Upwind			Downwind			Exceeds Particulate Alarm Limit
Time	Concentration (ug/m^3)	15-Min Avg Concentration (ug/m^3)	Time	Concentration (ug/m^3)	15-Min Avg Concentration (ug/m^3)	
11:08	36.3	36.0	11:08	28.5	30.7	-
11:09	40.0	36.8	11:09	37.5	30.7	-
11:10	43.3	37.9	11:10	29.3	30.2	-
11:11	39.3	38.6	11:11	27.8	29.5	-
11:12	36.5	38.6	11:12	29.0	29.6	-
11:13	38.3	38.3	11:13	29.3	29.7	-
11:14	131.8	44.5	11:14	29.3	29.6	-
11:15	40.3	44.8	11:15	28.8	29.6	-
11:16	42.0	45.1	11:16	32.8	29.8	-
11:17	47.0	45.6	11:17	29.5	29.8	-
11:18	44.5	45.9	11:18	28.0	29.8	-
11:19	39.0	46.1	11:19	28.3	29.7	-
11:20	42.3	46.5	11:20	29.8	29.7	-
11:21	45.5	47.0	11:21	29.5	29.7	-
11:22	79.5	49.7	11:22	30.0	29.8	-
11:23	62.5	51.4	11:23	30.5	29.9	-
11:24	39.3	51.4	11:24	31.5	29.5	-
11:25	39.0	51.1	11:25	32.5	29.8	-
11:26	39.8	51.1	11:26	31.3	30.0	-
11:27	41.5	51.5	11:27	30.8	30.1	-
11:28	42.0	51.7	11:28	31.0	30.2	-
11:29	40.0	45.6	11:29	30.0	30.3	-
11:30	45.5	46.0	11:30	31.8	30.5	-
11:31	45.3	46.2	11:31	31.8	30.4	-
11:32	40.8	45.8	11:32	34.3	30.7	-
11:33	47.5	46.0	11:33	31.8	31.0	-
11:34	46.8	46.5	11:34	30.8	31.1	-
11:35	43.8	46.6	11:35	30.8	31.2	-
11:36	48.8	46.8	11:36	30.5	31.3	-
11:37	50.3	44.8	11:37	31.0	31.3	-
11:38	46.3	43.8	11:38	32.0	31.4	-
11:39	61.8	45.3	11:39	31.8	31.5	-
11:40	48.5	45.9	11:40	31.3	31.4	-
11:41	43.3	46.1	11:41	30.3	31.3	-
11:42	43.0	46.2	11:42	31.5	31.4	-
11:43	42.3	46.2	11:43	31.8	31.4	-
11:44	49.0	46.8	11:44	34.0	31.7	-
11:45	45.3	46.8	11:45	36.5	32.0	-
11:46	43.0	46.7	11:46	32.0	32.0	-
11:47	70.8	48.7	11:47	32.3	31.9	-
11:48	45.0	48.5	11:48	32.8	31.9	-
11:49	41.3	48.1	11:49	32.0	32.0	-
11:50	43.0	48.1	11:50	32.8	32.2	-
11:51	47.5	48.0	11:51	33.0	32.3	-
11:52	43.3	47.5	11:52	32.5	32.4	-
11:53	41.8	47.2	11:53	33.0	32.5	-
11:54	87.5	49.0	11:54	32.8	32.6	-
11:55	77.5	50.9	11:55	32.5	32.6	-

Grand Union Bowling Alley Site
BCP #360222
150 Westchester Avenue, Port Chester
September 17, 2024

PARTICULATE DATA						
Upwind			Downwind			Exceeds Particulate Alarm Limit
Time	Concentration (ug/m^3)	15-Min Avg Concentration (ug/m^3)	Time	Concentration (ug/m^3)	15-Min Avg Concentration (ug/m^3)	
11:56	42.5	50.8	11:56	34.5	32.9	-
11:57	41.8	50.8	11:57	33.3	33.0	-
11:58	42.5	50.8	11:58	33.8	33.2	-
11:59	42.3	50.3	11:59	34.3	33.2	-
12:00	56.5	51.1	12:00	33.0	33.0	-
12:01	44.5	51.2	12:01	33.5	33.1	-
12:02	138.0	55.7	12:02	36.3	33.3	-
12:03	90.8	58.7	12:03	34.8	33.5	-
12:04	52.3	59.4	12:04	35.3	33.7	-
12:05	46.5	59.7	12:05	35.0	33.8	-
12:06	83.5	62.1	12:06	35.0	34.0	-
12:07	47.8	62.4	12:07	33.3	34.0	-
12:08	43.8	62.5	12:08	38.0	34.3	-
12:09	47.0	59.8	12:09	38.5	34.7	-
12:10	43.3	57.5	12:10	39.8	35.2	-
12:11	49.8	58.0	12:11	39.0	35.5	-
12:12	42.8	58.1	12:12	37.3	35.8	-
12:13	42.5	58.1	12:13	40.5	36.2	-
12:14	42.8	58.1	12:14	37.8	36.5	-
12:15	43.5	57.2	12:15	35.8	36.6	-
12:16	43.8	57.2	12:16	37.8	36.9	-
12:17	42.0	50.8	12:17	37.0	37.0	-
12:18	42.8	47.6	12:18	35.0	37.0	-
12:19	42.0	46.9	12:19	36.0	37.0	-
12:20	42.5	46.6	12:20	34.3	37.0	-
12:21	42.8	43.9	12:21	34.5	37.0	-
12:22	42.0	43.5	12:22	34.3	37.0	-
12:23	45.3	43.6	12:23	34.8	36.8	-
12:24	43.3	43.4	12:24	35.3	36.6	-
12:25	42.8	43.4	12:25	35.5	36.3	-
12:26	43.3	42.9	12:26	36.8	36.2	-
12:27	44.0	43.0	12:27	41.5	36.4	-
12:28	42.8	43.0	12:28	34.8	36.1	-
12:29	47.0	43.3	12:29	36.8	36.0	-
12:30	46.0	43.5	12:30	34.8	35.9	-
12:31	43.3	43.4	12:31	36.0	35.8	-
12:32	46.5	43.7	12:32	35.8	35.7	-
12:33	43.3	43.8	12:33	35.0	35.7	-
12:34	43.0	43.8	12:34	37.3	35.8	-
12:35	45.3	44.0	12:35	37.8	36.0	-
12:36	43.5	44.1	12:36	35.5	36.1	-
12:37	44.8	44.3	12:37	36.5	36.3	-
12:38	43.3	44.1	12:38	36.5	36.4	-
12:39	43.0	44.1	12:39	37.8	36.5	-
12:40	44.0	44.2	12:40	38.0	36.7	-
12:41	44.3	44.3	12:41	38.8	36.8	-
12:42	43.3	44.2	12:42	37.8	36.6	-
12:43	42.5	44.2	12:43	36.8	36.7	-

Grand Union Bowling Alley Site
BCP #360222
150 Westchester Avenue, Port Chester
September 17, 2024

PARTICULATE DATA						
Upwind			Downwind			Exceeds Particulate Alarm Limit
Time	Concentration (ug/m^3)	15-Min Avg Concentration (ug/m^3)	Time	Concentration (ug/m^3)	15-Min Avg Concentration (ug/m^3)	
12:44	43.3	43.9	12:44	39.8	36.9	-
12:45	44.3	43.8	12:45	38.5	37.2	-
12:46	44.3	43.9	12:46	40.3	37.5	-
12:47	45.5	43.8	12:47	37.5	37.6	-
12:48	45.5	44.0	12:48	37.5	37.7	-
12:49	51.8	44.6	12:49	37.5	37.8	-
12:50	45.5	44.6	12:50	38.5	37.8	-
12:51	45.3	44.7	12:51	38.0	38.0	-
12:52	52.3	45.2	12:52	40.0	38.2	-
12:53	45.5	45.3	12:53	39.3	38.4	-
12:54	48.8	45.7	12:54	39.3	38.5	-
12:55	46.3	45.9	12:55	38.8	38.5	-
12:56	45.0	45.9	12:56	39.3	38.6	-
12:57	45.5	46.1	12:57	42.3	38.9	-
12:58	45.8	46.3	12:58	42.0	39.2	-
12:59	46.8	46.5	12:59	41.8	39.4	-
13:00	48.0	46.8	13:00	41.3	39.5	-
13:01	45.3	46.8	13:01	42.5	39.7	-
13:02	50.0	47.1	13:02	42.5	40.0	-
13:03	49.5	47.4	13:03	49.3	40.8	-
13:04	56.3	47.7	13:04	46.5	41.4	-
13:05	51.0	48.1	13:05	43.8	41.8	-
13:06	51.0	48.5	13:06	43.8	42.1	-
13:07	48.0	48.2	13:07	44.0	42.4	-
13:08	49.0	48.4	13:08	41.5	42.6	-
13:09	71.8	49.9	13:09	42.8	42.8	-
13:10	74.8	51.8	13:10	42.3	43.0	-
13:11	87.0	54.6	13:11	41.5	43.2	-
13:12	54.8	55.3	13:12	41.5	43.1	-
13:13	49.0	55.5	13:13	47.5	43.5	-
13:14	47.0	55.5	13:14	42.5	43.5	-
13:15	52.5	55.8	13:15	43.5	43.7	-
13:16	60.5	56.8	13:16	44.0	43.8	-
13:17	67.3	58.0	13:17	43.5	43.9	-
13:18	62.3	58.8	13:18	46.3	43.7	-
13:19	76.8	60.2	13:19	43.5	43.5	-
13:20	139.3	66.1	13:20	46.0	43.6	-
13:21	49.3	65.9	13:21	44.8	43.7	-
13:22	50.8	66.1	13:22	44.8	43.7	-
13:23	49.8	66.2	13:23	43.8	43.9	-
13:24	51.8	64.8	13:24	43.8	43.9	-
13:25	64.3	64.1	13:25	45.0	44.1	-
13:26	50.0	61.7	13:26	45.3	44.4	-
13:27	50.5	61.4	13:27	45.5	44.6	-
13:28	52.3	61.6	13:28	46.8	44.6	-
13:29	86.5	64.2	13:29	53.0	45.3	-
13:30	71.8	65.5	13:30	50.0	45.7	-
13:31	53.0	65.0	13:31	46.5	45.9	-

Grand Union Bowling Alley Site
BCP #360222
150 Westchester Avenue, Port Chester
September 17, 2024

PARTICULATE DATA						
Upwind			Downwind			Exceeds Particulate Alarm Limit
Time	Concentration (ug/m^3)	15-Min Avg Concentration (ug/m^3)	Time	Concentration (ug/m^3)	15-Min Avg Concentration (ug/m^3)	
13:32	50.5	63.9	13:32	46.3	46.1	-
13:33	50.3	63.1	13:33	46.8	46.1	-
13:34	50.5	61.4	13:34	45.3	46.2	-
13:35	54.0	55.7	13:35	45.8	46.2	-
13:36	50.8	55.8	13:36	47.3	46.4	-
13:37	53.8	56.0	13:37	46.0	46.5	-
13:38	51.3	56.1	13:38	46.8	46.7	-
13:39	53.5	56.2	13:39	46.0	46.8	-
13:40	50.3	55.3	13:40	46.5	46.9	-
13:41	50.8	55.3	13:41	46.5	47.0	-
13:42	50.8	55.3	13:42	45.8	47.0	-
13:43	51.3	55.3	13:43	45.0	46.9	-
13:44	53.8	53.1	13:44	44.8	46.3	-
13:45	54.3	51.9	13:45	46.5	46.1	-
13:46	54.8	52.0	13:46	46.8	46.1	-
13:47	51.0	52.1	13:47	47.8	46.2	-
13:48	71.8	53.5	13:48	45.8	46.2	-
13:49	53.5	53.7	13:49	46.0	46.2	-
13:50	51.5	53.5	13:50	49.0	46.4	-
13:51	52.5	53.6	13:51	45.3	46.3	-
13:52	62.5	54.2	13:52	46.0	46.3	-
13:53	52.0	54.3	13:53	49.3	46.5	-
13:54	51.8	54.2	13:54	45.5	46.4	-
13:55	52.5	54.3	13:55	46.3	46.4	-
13:56	54.0	54.5	13:56	47.0	46.4	-
13:57	56.3	54.9	13:57	49.0	46.7	-
13:58	52.3	55.0	13:58	47.5	46.8	-
13:59	51.3	54.8	13:59	47.5	47.0	-
14:00	59.0	55.1	14:00	46.8	47.0	-
14:01	76.3	56.5	14:01	46.5	47.0	-
14:02	50.5	56.5	14:02	46.3	46.9	-
14:03	52.0	55.2	14:03	45.5	46.9	-
14:04	49.0	54.9	14:04	46.3	46.9	-
14:05	51.5	54.9	14:05	45.3	46.7	-
14:06	50.0	54.7	14:06	45.5	46.7	-
14:07	60.3	54.6	14:07	46.0	46.7	-
14:08	51.8	54.6	14:08	46.3	46.5	-
14:09	50.0	54.4	14:09	45.0	46.4	-
14:10	66.5	55.4	14:10	45.5	46.4	-
14:11	58.0	55.6	14:11	45.3	46.3	-
14:12	66.8	56.3	14:12	43.5	45.9	-
14:13	54.3	56.5	14:13	45.3	45.8	-
14:14	53.5	56.6	14:14	44.3	45.5	-
14:15	51.0	56.1	14:15	45.0	45.4	-
14:16	50.0	54.3	14:16	70.5	47.0	-
14:17	52.8	54.5	14:17	47.8	47.1	-
14:18	94.5	57.3	14:18	46.5	47.2	-
14:19	69.0	58.7	14:19	44.8	47.1	-

Grand Union Bowling Alley Site
BCP #360222
150 Westchester Avenue, Port Chester
September 17, 2024

PARTICULATE DATA						
Upwind			Downwind			Exceeds Particulate Alarm Limit
Time	Concentration (ug/m^3)	15-Min Avg Concentration (ug/m^3)	Time	Concentration (ug/m^3)	15-Min Avg Concentration (ug/m^3)	
14:20	55.0	58.9	14:20	44.5	47.0	-
14:21	78.3	60.8	14:21	44.5	47.0	-
14:22	62.5	60.9	14:22	45.3	46.9	-
14:23	163.8	68.4	14:23	59.3	47.8	-
14:24	49.8	68.4	14:24	46.0	47.9	-
14:25	50.5	67.3	14:25	45.3	47.8	-
14:26	61.0	67.5	14:26	44.8	47.8	-
14:27	57.3	66.9	14:27	44.3	47.9	-
14:28	61.0	67.3	14:28	45.0	47.8	-
14:29	50.3	67.1	14:29	44.8	47.9	-
14:30	51.0	67.1	14:30	45.3	47.9	-
14:31	66.3	68.2	14:31	44.8	46.2	-
14:32	50.3	68.0	14:32	44.5	46.0	-
14:33	52.0	65.2	14:33	45.5	45.9	-
14:34	51.3	64.0	14:34	45.3	45.9	-
14:35	53.5	63.9	14:35	45.8	46.0	-
14:36	55.5	62.4	14:36	45.5	46.1	-
14:37	50.0	61.6	14:37	44.5	46.0	-
14:38	50.8	54.0	14:38	45.3	45.1	-
14:39	53.5	54.3	14:39	50.0	45.4	-
14:40	51.8	54.4	14:40	49.0	45.6	-
14:41	75.5	55.3	14:41	48.0	45.8	-
14:42	56.8	55.3	14:42	48.5	46.1	-
14:43	59.5	55.2	14:43	48.3	46.3	-
14:44	111.0	59.2	14:44	46.5	46.4	-
14:45	112.8	63.4	14:45	47.0	46.6	-
14:46	99.5	65.6	14:46	45.8	46.6	-
14:47	72.8	67.1	14:47	45.5	46.7	-
14:48	79.3	68.9	14:48	46.0	46.7	-
14:49	49.5	68.8	14:49	46.0	46.8	-
14:50	58.3	69.1	14:50	45.3	46.7	-
14:51	50.3	68.7	14:51	45.8	46.8	-
14:52	55.3	69.1	14:52	47.0	46.9	-
14:53	52.0	69.2	14:53	46.0	47.0	-
14:54	53.3	69.2	14:54	45.3	46.7	-
14:55	52.5	69.2	14:55	46.3	46.5	-
14:56	51.5	67.6	14:56	46.3	46.4	-
14:57	52.3	67.3	14:57	45.5	46.2	-
14:58	50.0	66.7	14:58	46.0	46.0	-
14:59	66.8	63.7	14:59	45.3	45.9	-
15:00	81.5	61.6	15:00	46.0	45.9	-
15:01	51.3	58.4	15:01	46.8	45.9	-
15:02	66.5	58.0	15:02	45.5	45.9	-
15:03	51.5	56.2	15:03	46.5	46.0	-
15:04	54.0	56.5	15:04	46.0	46.0	-
15:05	94.5	58.9	15:05	45.5	46.0	-
15:06	138.0	64.7	15:06	46.0	46.0	-
15:07	150.5	71.1	15:07	44.8	45.8	-

Grand Union Bowling Alley Site
BCP #360222
150 Westchester Avenue, Port Chester
September 17, 2024

PARTICULATE DATA						
Upwind			Downwind			Exceeds Particulate Alarm Limit
Time	Concentration (ug/m^3)	15-Min Avg Concentration (ug/m^3)	Time	Concentration (ug/m^3)	15-Min Avg Concentration (ug/m^3)	
15:08	94.5	73.9	15:08	50.3	46.1	-
15:09	241.3	86.4	15:09	44.5	46.1	-
15:10	99.3	89.6	15:10	46.3	46.1	-
15:11	142.3	95.6	15:11	48.0	46.2	-
15:12	51.0	95.5	15:12	47.8	46.3	-
15:13	50.8	95.6	15:13	45.3	46.3	-
15:14	56.8	94.9	15:14	46.8	46.4	-
15:15	51.0	92.9	15:15	48.8	46.6	-
15:16	52.8	93.0	15:16	45.8	46.5	-
15:17	53.5	92.1	15:17	47.5	46.6	-
15:18	53.3	92.2	15:18	48.5	46.8	-
15:19	69.8	93.3	15:19	50.5	47.1	-
15:20	209.0	100.9	15:20	45.0	47.0	-
15:21	114.0	99.3	15:21	45.0	47.0	-
15:22	68.5	93.8	15:22	44.3	46.9	-
15:23	66.5	92.0	15:23	43.8	46.5	-
15:24	51.3	79.3	15:24	43.8	46.5	-
15:25	49.8	76.0	15:25	45.3	46.4	-
15:26	56.3	70.3	15:26	44.8	46.2	-
15:27	47.8	70.1	15:27	42.8	45.8	-
15:28	48.5	69.9	15:28	43.8	45.7	-
15:29	92.3	72.3	15:29	44.8	45.6	-
15:30	48.5	72.1	15:30	46.3	45.4	-
15:31	57.3	72.4	15:31	44.3	45.3	-
15:32	48.5	72.1	15:32	42.8	45.0	-
15:33	48.3	71.7	15:33	42.8	44.6	-
15:34	48.5	70.3	15:34	47.8	44.5	-
15:35	74.5	61.4	15:35	44.3	44.4	-
15:36	59.3	57.7	15:36	43.3	44.3	-
15:37	70.5	57.8	15:37	42.0	44.1	-
15:38	71.0	58.1	15:38	42.8	44.1	-
15:39	130.5	63.4	15:39	42.8	44.0	-
15:40	62.5	64.3	15:40	42.8	43.8	-
15:41	64.8	64.8	15:41	43.8	43.8	-
15:42	52.8	65.2	15:42	44.0	43.9	-
15:43	55.0	65.6	15:43	44.3	43.9	-
15:44	53.5	63.0	15:44	44.5	43.9	-
15:45	77.0	64.9	15:45	45.5	43.8	-
15:46	75.5	66.1	15:46	44.0	43.8	-
15:47	60.5	66.9	15:47	44.3	43.9	-

Grand Union Bowling Alley Site
BCP #360222
150 Westchester Avenue, Port Chester
September 17, 2024

September 17, 2024						
Number of Instances Where Downwind VOCs Exceeds Upwind VOCs + 5 =						0
Number of Comparable Data Points =						450
Start Time:						8:02
End Time:						15:47
PID DATA						
Upwind			Downwind			
Time	Concentration (ppm)	15-Min Avg Concentration (ppm)	Time	Concentration (ppm)	15-Min Avg Concentration (ppm)	Exceeds VOC Alarm Limit
8:02	0.0	-	8:02	-	-	-
8:03	0.0	-	8:03	0.0	-	-
8:04	0.0	-	8:04	0.0	-	-
8:05	0.0	-	8:05	0.0	-	-
8:06	0.0	-	8:06	0.0	-	-
8:07	0.0	-	8:07	0.0	-	-
8:08	0.0	-	8:08	0.0	-	-
8:09	0.0	-	8:09	0.0	-	-
8:10	0.0	-	8:10	0.0	-	-
8:11	0.0	-	8:11	0.0	-	-
8:12	0.0	-	8:12	0.0	-	-
8:13	0.0	-	8:13	0.0	-	-
8:14	0.0	-	8:14	0.0	-	-
8:15	0.0	-	8:15	0.0	-	-
8:16	0.0	-	8:16	0.0	-	-
8:17	0.0	0.0	8:17	0.0	-	-
8:18	0.0	0.0	8:18	0.0	0.0	-
8:19	0.0	0.0	8:19	0.0	0.0	-
8:20	0.0	0.0	8:20	0.0	0.0	-
8:21	0.0	0.0	8:21	0.0	0.0	-
8:22	0.0	0.0	8:22	0.0	0.0	-
8:23	0.0	0.0	8:23	0.0	0.0	-
8:24	0.0	0.0	8:24	0.0	0.0	-
8:25	0.0	0.0	8:25	0.0	0.0	-
8:26	0.0	0.0	8:26	0.0	0.0	-
8:27	0.0	0.0	8:27	0.0	0.0	-
8:28	0.0	0.0	8:28	0.0	0.0	-
8:29	0.0	0.0	8:29	0.0	0.0	-
8:30	0.0	0.0	8:30	0.0	0.0	-
8:31	0.0	0.0	8:31	0.0	0.0	-
8:32	0.0	0.0	8:32	0.0	0.0	-
8:33	0.0	0.0	8:33	0.0	0.0	-
8:34	0.0	0.0	8:34	0.0	0.0	-
8:35	0.0	0.0	8:35	0.0	0.0	-
8:36	0.0	0.0	8:36	0.0	0.0	-
8:37	0.0	0.0	8:37	0.0	0.0	-
8:38	0.0	0.0	8:38	0.0	0.0	-
8:39	0.0	0.0	8:39	0.0	0.0	-
8:40	0.0	0.0	8:40	0.0	0.0	-
8:41	0.0	0.0	8:41	0.0	0.0	-
8:42	0.0	0.0	8:42	0.0	0.0	-
8:43	0.0	0.0	8:43	0.0	0.0	-

Grand Union Bowling Alley Site
BCP #360222
150 Westchester Avenue, Port Chester
September 17, 2024

PID DATA						
Upwind			Downwind			
Time	Concentration (ppm)	15-Min Avg Concentration (ppm)	Time	Concentration (ppm)	15-Min Avg Concentration (ppm)	Exceeds VOC Alarm Limit
8:44	0.0	0.0	8:44	0.0	0.0	-
8:45	0.0	0.0	8:45	0.0	0.0	-
8:46	0.0	0.0	8:46	0.0	0.0	-
8:47	0.0	0.0	8:47	0.0	0.0	-
8:48	0.0	0.0	8:48	0.0	0.0	-
8:49	0.0	0.0	8:49	0.0	0.0	-
8:50	0.0	0.0	8:50	0.0	0.0	-
8:51	0.0	0.0	8:51	0.0	0.0	-
8:52	0.0	0.0	8:52	0.0	0.0	-
8:53	0.0	0.0	8:53	0.0	0.0	-
8:54	0.0	0.0	8:54	0.0	0.0	-
8:55	0.0	0.0	8:55	0.0	0.0	-
8:56	0.0	0.0	8:56	0.0	0.0	-
8:57	0.0	0.0	8:57	0.0	0.0	-
8:58	0.0	0.0	8:58	0.0	0.0	-
8:59	0.0	0.0	8:59	0.0	0.0	-
9:00	0.0	0.0	9:00	0.0	0.0	-
9:01	0.0	0.0	9:01	0.0	0.0	-
9:02	0.0	0.0	9:02	0.0	0.0	-
9:03	0.0	0.0	9:03	0.0	0.0	-
9:04	0.0	0.0	9:04	0.0	0.0	-
9:05	0.0	0.0	9:05	0.0	0.0	-
9:06	0.0	0.0	9:06	0.0	0.0	-
9:07	0.0	0.0	9:07	0.0	0.0	-
9:08	0.0	0.0	9:08	0.0	0.0	-
9:09	0.0	0.0	9:09	0.0	0.0	-
9:10	0.0	0.0	9:10	0.0	0.0	-
9:11	0.0	0.0	9:11	0.0	0.0	-
9:12	0.0	0.0	9:12	0.0	0.0	-
9:13	0.0	0.0	9:13	0.0	0.0	-
9:14	0.0	0.0	9:14	0.0	0.0	-
9:15	0.0	0.0	9:15	0.0	0.0	-
9:16	0.0	0.0	9:16	0.0	0.0	-
9:17	0.0	0.0	9:17	0.0	0.0	-
9:18	0.0	0.0	9:18	0.0	0.0	-
9:19	0.0	0.0	9:19	0.0	0.0	-
9:20	0.0	0.0	9:20	0.0	0.0	-
9:21	0.0	0.0	9:21	0.0	0.0	-
9:22	0.0	0.0	9:22	0.0	0.0	-
9:23	0.0	0.0	9:23	0.0	0.0	-
9:24	0.0	0.0	9:24	0.0	0.0	-
9:25	0.0	0.0	9:25	0.0	0.0	-
9:26	0.0	0.0	9:26	0.0	0.0	-
9:27	0.0	0.0	9:27	0.0	0.0	-
9:28	0.0	0.0	9:28	0.0	0.0	-
9:29	0.0	0.0	9:29	0.0	0.0	-
9:30	0.0	0.0	9:30	0.0	0.0	-
9:31	0.0	0.0	9:31	0.0	0.0	-

Grand Union Bowling Alley Site
BCP #360222
150 Westchester Avenue, Port Chester
September 17, 2024

PID DATA						
Upwind			Downwind			
Time	Concentration (ppm)	15-Min Avg Concentration (ppm)	Time	Concentration (ppm)	15-Min Avg Concentration (ppm)	Exceeds VOC Alarm Limit
9:32	0.0	0.0	9:32	0.0	0.0	-
9:33	0.0	0.0	9:33	0.0	0.0	-
9:34	0.0	0.0	9:34	0.0	0.0	-
9:35	0.0	0.0	9:35	0.0	0.0	-
9:36	0.0	0.0	9:36	0.0	0.0	-
9:37	0.0	0.0	9:37	0.0	0.0	-
9:38	0.0	0.0	9:38	0.0	0.0	-
9:39	0.0	0.0	9:39	0.0	0.0	-
9:40	0.0	0.0	9:40	0.0	0.0	-
9:41	0.0	0.0	9:41	0.0	0.0	-
9:42	0.0	0.0	9:42	0.0	0.0	-
9:43	0.0	0.0	9:43	0.0	0.0	-
9:44	0.0	0.0	9:44	0.0	0.0	-
9:45	0.0	0.0	9:45	0.0	0.0	-
9:46	0.0	0.0	9:46	0.0	0.0	-
9:47	0.0	0.0	9:47	0.0	0.0	-
9:48	0.0	0.0	9:48	0.0	0.0	-
9:49	0.0	0.0	9:49	0.0	0.0	-
9:50	0.0	0.0	9:50	0.0	0.0	-
9:51	0.0	0.0	9:51	0.0	0.0	-
9:52	0.0	0.0	9:52	0.0	0.0	-
9:53	0.0	0.0	9:53	0.0	0.0	-
9:54	0.0	0.0	9:54	0.0	0.0	-
9:55	0.0	0.0	9:55	0.0	0.0	-
9:56	0.0	0.0	9:56	0.0	0.0	-
9:57	0.0	0.0	9:57	0.0	0.0	-
9:58	0.0	0.0	9:58	0.0	0.0	-
9:59	0.0	0.0	9:59	0.0	0.0	-
10:00	0.0	0.0	10:00	0.0	0.0	-
10:01	0.0	0.0	10:01	0.0	0.0	-
10:02	0.0	0.0	10:02	0.0	0.0	-
10:03	0.0	0.0	10:03	0.0	0.0	-
10:04	0.0	0.0	10:04	0.0	0.0	-
10:05	0.0	0.0	10:05	0.0	0.0	-
10:06	0.0	0.0	10:06	0.0	0.0	-
10:07	0.0	0.0	10:07	0.0	0.0	-
10:08	0.0	0.0	10:08	0.0	0.0	-
10:09	0.0	0.0	10:09	0.0	0.0	-
10:10	0.0	0.0	10:10	0.0	0.0	-
10:11	0.0	0.0	10:11	0.0	0.0	-
10:12	0.0	0.0	10:12	0.0	0.0	-
10:13	0.0	0.0	10:13	0.0	0.0	-
10:14	0.0	0.0	10:14	0.0	0.0	-
10:15	0.0	0.0	10:15	0.0	0.0	-
10:16	0.0	0.0	10:16	0.0	0.0	-
10:17	0.0	0.0	10:17	0.0	0.0	-
10:18	0.0	0.0	10:18	0.0	0.0	-
10:19	0.0	0.0	10:19	0.0	0.0	-

Grand Union Bowling Alley Site
BCP #360222
150 Westchester Avenue, Port Chester
September 17, 2024

PID DATA						
Upwind			Downwind			
Time	Concentration (ppm)	15-Min Avg Concentration (ppm)	Time	Concentration (ppm)	15-Min Avg Concentration (ppm)	Exceeds VOC Alarm Limit
10:20	0.0	0.0	10:20	0.0	0.0	-
10:21	0.0	0.0	10:21	0.0	0.0	-
10:22	0.0	0.0	10:22	0.0	0.0	-
10:23	0.0	0.0	10:23	0.0	0.0	-
10:24	0.0	0.0	10:24	0.0	0.0	-
10:25	0.0	0.0	10:25	0.0	0.0	-
10:26	0.0	0.0	10:26	0.0	0.0	-
10:27	0.0	0.0	10:27	0.0	0.0	-
10:28	0.0	0.0	10:28	0.0	0.0	-
10:29	0.0	0.0	10:29	0.0	0.0	-
10:30	0.0	0.0	10:30	0.0	0.0	-
10:31	0.0	0.0	10:31	0.0	0.0	-
10:32	0.0	0.0	10:32	0.0	0.0	-
10:33	0.0	0.0	10:33	0.0	0.0	-
10:34	0.0	0.0	10:34	0.0	0.0	-
10:35	0.0	0.0	10:35	0.0	0.0	-
10:36	0.0	0.0	10:36	0.0	0.0	-
10:37	0.0	0.0	10:37	0.0	0.0	-
10:38	0.0	0.0	10:38	0.0	0.0	-
10:39	0.0	0.0	10:39	0.0	0.0	-
10:40	0.0	0.0	10:40	0.0	0.0	-
10:41	0.0	0.0	10:41	0.0	0.0	-
10:42	0.0	0.0	10:42	0.0	0.0	-
10:43	0.0	0.0	10:43	0.0	0.0	-
10:44	0.0	0.0	10:44	0.0	0.0	-
10:45	0.0	0.0	10:45	0.0	0.0	-
10:46	0.0	0.0	10:46	0.0	0.0	-
10:47	0.0	0.0	10:47	0.0	0.0	-
10:48	0.0	0.0	10:48	0.0	0.0	-
10:49	0.0	0.0	10:49	0.0	0.0	-
10:50	0.0	0.0	10:50	0.0	0.0	-
10:51	0.0	0.0	10:51	0.0	0.0	-
10:52	0.0	0.0	10:52	0.0	0.0	-
10:53	0.0	0.0	10:53	0.0	0.0	-
10:54	0.0	0.0	10:54	0.0	0.0	-
10:55	0.0	0.0	10:55	0.0	0.0	-
10:56	0.0	0.0	10:56	0.0	0.0	-
10:57	0.0	0.0	10:57	0.0	0.0	-
10:58	0.0	0.0	10:58	0.0	0.0	-
10:59	0.0	0.0	10:59	0.0	0.0	-
11:00	0.0	0.0	11:00	0.0	0.0	-
11:01	0.0	0.0	11:01	0.0	0.0	-
11:02	0.0	0.0	11:02	0.0	0.0	-
11:03	0.0	0.0	11:03	0.0	0.0	-
11:04	0.0	0.0	11:04	0.0	0.0	-
11:05	0.0	0.0	11:05	0.0	0.0	-
11:06	0.0	0.0	11:06	0.0	0.0	-
11:07	0.0	0.0	11:07	0.0	0.0	-

Grand Union Bowling Alley Site
BCP #360222
150 Westchester Avenue, Port Chester
September 17, 2024

PID DATA						
Upwind			Downwind			
Time	Concentration (ppm)	15-Min Avg Concentration (ppm)	Time	Concentration (ppm)	15-Min Avg Concentration (ppm)	Exceeds VOC Alarm Limit
11:08	0.0	0.0	11:08	0.0	0.0	-
11:09	0.0	0.0	11:09	0.0	0.0	-
11:10	0.0	0.0	11:10	0.0	0.0	-
11:11	0.0	0.0	11:11	0.0	0.0	-
11:12	0.0	0.0	11:12	0.0	0.0	-
11:13	0.0	0.0	11:13	0.0	0.0	-
11:14	0.0	0.0	11:14	0.0	0.0	-
11:15	0.0	0.0	11:15	0.0	0.0	-
11:16	0.0	0.0	11:16	0.0	0.0	-
11:17	0.0	0.0	11:17	0.0	0.0	-
11:18	0.0	0.0	11:18	0.0	0.0	-
11:19	0.0	0.0	11:19	0.0	0.0	-
11:20	0.0	0.0	11:20	0.0	0.0	-
11:21	0.0	0.0	11:21	0.0	0.0	-
11:22	0.0	0.0	11:22	0.0	0.0	-
11:23	0.0	0.0	11:23	0.0	0.0	-
11:24	0.0	0.0	11:24	0.0	0.0	-
11:25	0.0	0.0	11:25	0.0	0.0	-
11:26	0.0	0.0	11:26	0.0	0.0	-
11:27	0.0	0.0	11:27	0.0	0.0	-
11:28	0.0	0.0	11:28	0.0	0.0	-
11:29	0.0	0.0	11:29	0.0	0.0	-
11:30	0.0	0.0	11:30	0.0	0.0	-
11:31	0.0	0.0	11:31	0.0	0.0	-
11:32	0.0	0.0	11:32	0.0	0.0	-
11:33	0.0	0.0	11:33	0.0	0.0	-
11:34	0.0	0.0	11:34	0.0	0.0	-
11:35	0.0	0.0	11:35	0.0	0.0	-
11:36	0.0	0.0	11:36	0.0	0.0	-
11:37	0.0	0.0	11:37	0.0	0.0	-
11:38	0.0	0.0	11:38	0.0	0.0	-
11:39	0.0	0.0	11:39	0.0	0.0	-
11:40	0.0	0.0	11:40	0.0	0.0	-
11:41	0.0	0.0	11:41	0.0	0.0	-
11:42	0.0	0.0	11:42	0.0	0.0	-
11:43	0.0	0.0	11:43	0.0	0.0	-
11:44	0.0	0.0	11:44	0.0	0.0	-
11:45	0.0	0.0	11:45	0.0	0.0	-
11:46	0.0	0.0	11:46	0.0	0.0	-
11:47	0.0	0.0	11:47	0.0	0.0	-
11:48	0.0	0.0	11:48	0.0	0.0	-
11:49	0.0	0.0	11:49	0.0	0.0	-
11:50	0.0	0.0	11:50	0.0	0.0	-
11:51	0.0	0.0	11:51	0.0	0.0	-
11:52	0.0	0.0	11:52	0.0	0.0	-
11:53	0.0	0.0	11:53	0.0	0.0	-
11:54	0.0	0.0	11:54	0.0	0.0	-
11:55	0.0	0.0	11:55	0.0	0.0	-

Grand Union Bowling Alley Site
BCP #360222
150 Westchester Avenue, Port Chester
September 17, 2024

PID DATA						
Upwind			Downwind			
Time	Concentration (ppm)	15-Min Avg Concentration (ppm)	Time	Concentration (ppm)	15-Min Avg Concentration (ppm)	Exceeds VOC Alarm Limit
11:56	0.0	0.0	11:56	0.0	0.0	-
11:57	0.0	0.0	11:57	0.0	0.0	-
11:58	0.0	0.0	11:58	0.0	0.0	-
11:59	0.0	0.0	11:59	0.0	0.0	-
12:00	0.0	0.0	12:00	0.0	0.0	-
12:01	0.0	0.0	12:01	0.0	0.0	-
12:02	0.0	0.0	12:02	0.0	0.0	-
12:03	0.0	0.0	12:03	0.0	0.0	-
12:04	0.0	0.0	12:04	0.0	0.0	-
12:05	0.0	0.0	12:05	0.0	0.0	-
12:06	0.0	0.0	12:06	0.0	0.0	-
12:07	0.0	0.0	12:07	0.0	0.0	-
12:08	0.0	0.0	12:08	0.0	0.0	-
12:09	0.0	0.0	12:09	0.0	0.0	-
12:10	0.0	0.0	12:10	0.0	0.0	-
12:11	0.0	0.0	12:11	0.0	0.0	-
12:12	0.0	0.0	12:12	0.0	0.0	-
12:13	0.0	0.0	12:13	0.0	0.0	-
12:14	0.0	0.0	12:14	0.0	0.0	-
12:15	0.0	0.0	12:15	0.0	0.0	-
12:16	0.0	0.0	12:16	0.0	0.0	-
12:17	0.0	0.0	12:17	0.0	0.0	-
12:18	0.0	0.0	12:18	0.0	0.0	-
12:19	0.0	0.0	12:19	0.0	0.0	-
12:20	0.0	0.0	12:20	0.0	0.0	-
12:21	0.0	0.0	12:21	0.0	0.0	-
12:22	0.0	0.0	12:22	0.0	0.0	-
12:23	0.0	0.0	12:23	0.0	0.0	-
12:24	0.0	0.0	12:24	0.0	0.0	-
12:25	0.0	0.0	12:25	0.0	0.0	-
12:26	0.0	0.0	12:26	0.0	0.0	-
12:27	0.0	0.0	12:27	0.0	0.0	-
12:28	0.0	0.0	12:28	0.0	0.0	-
12:29	0.0	0.0	12:29	0.0	0.0	-
12:30	0.0	0.0	12:30	0.0	0.0	-
12:31	0.0	0.0	12:31	0.0	0.0	-
12:32	0.0	0.0	12:32	0.0	0.0	-
12:33	0.0	0.0	12:33	0.0	0.0	-
12:34	0.0	0.0	12:34	0.0	0.0	-
12:35	0.0	0.0	12:35	0.0	0.0	-
12:36	0.0	0.0	12:36	0.0	0.0	-
12:37	0.0	0.0	12:37	0.0	0.0	-
12:38	0.0	0.0	12:38	0.0	0.0	-
12:39	0.0	0.0	12:39	0.0	0.0	-
12:40	0.0	0.0	12:40	0.0	0.0	-
12:41	0.0	0.0	12:41	0.0	0.0	-
12:42	0.0	0.0	12:42	0.0	0.0	-
12:43	0.0	0.0	12:43	0.0	0.0	-

Grand Union Bowling Alley Site
BCP #360222
150 Westchester Avenue, Port Chester
September 17, 2024

PID DATA						
Upwind			Downwind			
Time	Concentration (ppm)	15-Min Avg Concentration (ppm)	Time	Concentration (ppm)	15-Min Avg Concentration (ppm)	Exceeds VOC Alarm Limit
12:44	0.0	0.0	12:44	0.0	0.0	-
12:45	0.0	0.0	12:45	0.0	0.0	-
12:46	0.0	0.0	12:46	0.0	0.0	-
12:47	0.0	0.0	12:47	0.0	0.0	-
12:48	0.0	0.0	12:48	0.0	0.0	-
12:49	0.0	0.0	12:49	0.0	0.0	-
12:50	0.0	0.0	12:50	0.0	0.0	-
12:51	0.0	0.0	12:51	0.0	0.0	-
12:52	0.0	0.0	12:52	0.0	0.0	-
12:53	0.0	0.0	12:53	0.0	0.0	-
12:54	0.0	0.0	12:54	0.0	0.0	-
12:55	0.0	0.0	12:55	0.0	0.0	-
12:56	0.0	0.0	12:56	0.0	0.0	-
12:57	0.0	0.0	12:57	0.0	0.0	-
12:58	0.0	0.0	12:58	0.0	0.0	-
12:59	0.0	0.0	12:59	0.0	0.0	-
13:00	0.0	0.0	13:00	0.0	0.0	-
13:01	0.0	0.0	13:01	0.0	0.0	-
13:02	0.0	0.0	13:02	0.0	0.0	-
13:03	0.0	0.0	13:03	0.0	0.0	-
13:04	0.0	0.0	13:04	0.0	0.0	-
13:05	0.0	0.0	13:05	0.0	0.0	-
13:06	0.0	0.0	13:06	0.0	0.0	-
13:07	0.0	0.0	13:07	0.0	0.0	-
13:08	0.0	0.0	13:08	0.0	0.0	-
13:09	0.0	0.0	13:09	0.0	0.0	-
13:10	0.0	0.0	13:10	0.0	0.0	-
13:11	0.0	0.0	13:11	0.0	0.0	-
13:12	0.0	0.0	13:12	0.0	0.0	-
13:13	0.0	0.0	13:13	0.0	0.0	-
13:14	0.0	0.0	13:14	0.0	0.0	-
13:15	0.0	0.0	13:15	0.0	0.0	-
13:16	0.0	0.0	13:16	0.0	0.0	-
13:17	0.0	0.0	13:17	0.0	0.0	-
13:18	0.0	0.0	13:18	0.0	0.0	-
13:19	0.0	0.0	13:19	0.0	0.0	-
13:20	0.0	0.0	13:20	0.0	0.0	-
13:21	0.0	0.0	13:21	0.0	0.0	-
13:22	0.0	0.0	13:22	0.0	0.0	-
13:23	0.0	0.0	13:23	0.0	0.0	-
13:24	0.0	0.0	13:24	0.0	0.0	-
13:25	0.0	0.0	13:25	0.0	0.0	-
13:26	0.0	0.0	13:26	0.0	0.0	-
13:27	0.0	0.0	13:27	0.0	0.0	-
13:28	0.0	0.0	13:28	0.0	0.0	-
13:29	0.0	0.0	13:29	0.0	0.0	-
13:30	0.0	0.0	13:30	0.0	0.0	-
13:31	0.0	0.0	13:31	0.0	0.0	-

Grand Union Bowling Alley Site
BCP #360222
150 Westchester Avenue, Port Chester
September 17, 2024

PID DATA						
Upwind			Downwind			
Time	Concentration (ppm)	15-Min Avg Concentration (ppm)	Time	Concentration (ppm)	15-Min Avg Concentration (ppm)	Exceeds VOC Alarm Limit
13:32	0.0	0.0	13:32	0.0	0.0	-
13:33	0.0	0.0	13:33	0.0	0.0	-
13:34	0.0	0.0	13:34	0.0	0.0	-
13:35	0.0	0.0	13:35	0.0	0.0	-
13:36	0.0	0.0	13:36	0.0	0.0	-
13:37	0.0	0.0	13:37	0.0	0.0	-
13:38	0.0	0.0	13:38	0.0	0.0	-
13:39	0.0	0.0	13:39	0.0	0.0	-
13:40	0.0	0.0	13:40	0.0	0.0	-
13:41	0.0	0.0	13:41	0.0	0.0	-
13:42	0.0	0.0	13:42	0.0	0.0	-
13:43	0.0	0.0	13:43	0.0	0.0	-
13:44	0.0	0.0	13:44	0.0	0.0	-
13:45	0.0	0.0	13:45	0.0	0.0	-
13:46	0.0	0.0	13:46	0.0	0.0	-
13:47	0.0	0.0	13:47	0.0	0.0	-
13:48	0.0	0.0	13:48	0.0	0.0	-
13:49	0.0	0.0	13:49	0.0	0.0	-
13:50	0.0	0.0	13:50	0.0	0.0	-
13:51	0.0	0.0	13:51	0.0	0.0	-
13:52	0.0	0.0	13:52	0.0	0.0	-
13:53	0.0	0.0	13:53	0.0	0.0	-
13:54	0.0	0.0	13:54	0.0	0.0	-
13:55	0.0	0.0	13:55	0.0	0.0	-
13:56	0.0	0.0	13:56	0.0	0.0	-
13:57	0.0	0.0	13:57	0.0	0.0	-
13:58	0.0	0.0	13:58	0.0	0.0	-
13:59	0.0	0.0	13:59	0.0	0.0	-
14:00	0.0	0.0	14:00	0.0	0.0	-
14:01	0.0	0.0	14:01	0.0	0.0	-
14:02	0.0	0.0	14:02	0.0	0.0	-
14:03	0.0	0.0	14:03	0.0	0.0	-
14:04	0.0	0.0	14:04	0.0	0.0	-
14:05	0.0	0.0	14:05	0.0	0.0	-
14:06	0.0	0.0	14:06	0.0	0.0	-
14:07	0.0	0.0	14:07	0.0	0.0	-
14:08	0.0	0.0	14:08	0.0	0.0	-
14:09	0.0	0.0	14:09	0.0	0.0	-
14:10	0.0	0.0	14:10	0.0	0.0	-
14:11	0.0	0.0	14:11	0.0	0.0	-
14:12	0.0	0.0	14:12	0.0	0.0	-
14:13	0.0	0.0	14:13	0.0	0.0	-
14:14	0.0	0.0	14:14	0.0	0.0	-
14:15	0.0	0.0	14:15	0.0	0.0	-
14:16	0.0	0.0	14:16	0.0	0.0	-
14:17	0.0	0.0	14:17	0.0	0.0	-
14:18	0.0	0.0	14:18	0.0	0.0	-
14:19	0.0	0.0	14:19	0.0	0.0	-

Grand Union Bowling Alley Site
BCP #360222
150 Westchester Avenue, Port Chester
September 17, 2024

PID DATA						
Upwind			Downwind			
Time	Concentration (ppm)	15-Min Avg Concentration (ppm)	Time	Concentration (ppm)	15-Min Avg Concentration (ppm)	Exceeds VOC Alarm Limit
14:20	0.0	0.0	14:20	0.0	0.0	-
14:21	0.0	0.0	14:21	0.0	0.0	-
14:22	0.0	0.0	14:22	0.0	0.0	-
14:23	0.0	0.0	14:23	0.0	0.0	-
14:24	0.0	0.0	14:24	0.0	0.0	-
14:25	0.0	0.0	14:25	0.0	0.0	-
14:26	0.0	0.0	14:26	0.0	0.0	-
14:27	0.0	0.0	14:27	0.0	0.0	-
14:28	0.0	0.0	14:28	0.0	0.0	-
14:29	0.0	0.0	14:29	0.0	0.0	-
14:30	0.0	0.0	14:30	0.0	0.0	-
14:31	0.0	0.0	14:31	0.0	0.0	-
14:32	0.0	0.0	14:32	0.0	0.0	-
14:33	0.0	0.0	14:33	0.0	0.0	-
14:34	0.0	0.0	14:34	0.0	0.0	-
14:35	0.0	0.0	14:35	0.0	0.0	-
14:36	0.0	0.0	14:36	0.0	0.0	-
14:37	0.0	0.0	14:37	0.0	0.0	-
14:38	0.0	0.0	14:38	0.0	0.0	-
14:39	0.0	0.0	14:39	0.0	0.0	-
14:40	0.0	0.0	14:40	0.0	0.0	-
14:41	0.0	0.0	14:41	0.0	0.0	-
14:42	0.0	0.0	14:42	0.0	0.0	-
14:43	0.0	0.0	14:43	0.0	0.0	-
14:44	0.0	0.0	14:44	0.0	0.0	-
14:45	0.0	0.0	14:45	0.0	0.0	-
14:46	0.0	0.0	14:46	0.0	0.0	-
14:47	0.0	0.0	14:47	0.0	0.0	-
14:48	0.0	0.0	14:48	0.0	0.0	-
14:49	0.0	0.0	14:49	0.0	0.0	-
14:50	0.0	0.0	14:50	0.0	0.0	-
14:51	0.0	0.0	14:51	0.0	0.0	-
14:52	0.0	0.0	14:52	0.0	0.0	-
14:53	0.0	0.0	14:53	0.0	0.0	-
14:54	0.0	0.0	14:54	0.0	0.0	-
14:55	0.0	0.0	14:55	0.0	0.0	-
14:56	0.0	0.0	14:56	0.0	0.0	-
14:57	0.0	0.0	14:57	0.0	0.0	-
14:58	0.0	0.0	14:58	0.0	0.0	-
14:59	0.0	0.0	14:59	0.0	0.0	-
15:00	0.0	0.0	15:00	0.0	0.0	-
15:01	0.0	0.0	15:01	0.0	0.0	-
15:02	0.0	0.0	15:02	0.0	0.0	-
15:03	0.0	0.0	15:03	0.0	0.0	-
15:04	0.0	0.0	15:04	0.0	0.0	-
15:05	0.0	0.0	15:05	0.0	0.0	-
15:06	0.0	0.0	15:06	0.0	0.0	-
15:07	0.0	0.0	15:07	0.0	0.0	-

Grand Union Bowling Alley Site
BCP #360222
150 Westchester Avenue, Port Chester
September 17, 2024

PID DATA						
Upwind			Downwind			
Time	Concentration (ppm)	15-Min Avg Concentration (ppm)	Time	Concentration (ppm)	15-Min Avg Concentration (ppm)	Exceeds VOC Alarm Limit
15:08	0.0	0.0	15:08	0.0	0.0	-
15:09	0.0	0.0	15:09	0.0	0.0	-
15:10	0.0	0.0	15:10	0.0	0.0	-
15:11	0.0	0.0	15:11	0.0	0.0	-
15:12	0.0	0.0	15:12	0.0	0.0	-
15:13	0.0	0.0	15:13	0.0	0.0	-
15:14	0.0	0.0	15:14	0.0	0.0	-
15:15	0.0	0.0	15:15	0.0	0.0	-
15:16	0.0	0.0	15:16	0.0	0.0	-
15:17	0.0	0.0	15:17	0.0	0.0	-
15:18	0.0	0.0	15:18	0.0	0.0	-
15:19	0.0	0.0	15:19	0.0	0.0	-
15:20	0.0	0.0	15:20	0.0	0.0	-
15:21	0.0	0.0	15:21	0.0	0.0	-
15:22	0.0	0.0	15:22	0.0	0.0	-
15:23	0.0	0.0	15:23	0.0	0.0	-
15:24	0.0	0.0	15:24	0.0	0.0	-
15:25	0.0	0.0	15:25	0.0	0.0	-
15:26	0.0	0.0	15:26	0.0	0.0	-
15:27	0.0	0.0	15:27	0.0	0.0	-
15:28	0.0	0.0	15:28	0.0	0.0	-
15:29	0.0	0.0	15:29	0.0	0.0	-
15:30	0.0	0.0	15:30	0.0	0.0	-
15:31	0.0	0.0	15:31	0.0	0.0	-
15:32	0.0	0.0	15:32	0.0	0.0	-
15:33	0.0	0.0	15:33	0.0	0.0	-
15:34	0.0	0.0	15:34	0.0	0.0	-
15:35	0.0	0.0	15:35	0.0	0.0	-
15:36	0.0	0.0	15:36	0.0	0.0	-
15:37	0.0	0.0	15:37	0.0	0.0	-
15:38	0.0	0.0	15:38	0.0	0.0	-
15:39	0.0	0.0	15:39	0.0	0.0	-
15:40	0.0	0.0	15:40	0.0	0.0	-
15:41	0.0	0.0	15:41	0.0	0.0	-
15:42	0.0	0.0	15:42	0.0	0.0	-
15:43	0.0	0.0	15:43	0.0	0.0	-
15:44	0.0	0.0	15:44	0.0	0.0	-
15:45	0.0	0.0	15:45	0.0	0.0	-
15:46	0.0	0.0	15:46	0.0	0.0	-
15:47	0.0	0.0	15:47	0.0	0.0	-

SESI CONSULTING ENGINEERS

959 US-46 Floor 3, Suite 300 - Parsippany-Troy Hills, NJ

DAILY AIR MONITORING REPORT
150 Westchester Avenue
Port Chester, New York

09/18/2024

Rev. No. 0 | Page 1 of 2

Project Number: 11895A

Dust Action Level: 150 µg/m^3

VOC Action Level: 5 ppm

Weather Data Range for Work Day		Wind Direction	NE	Relative Humidity (%)	70.0 - 90.0	Daily Rain Total (in)	0.00	Readings in the summary table and graphs below are the reported downwind concentrations.
Temperature (°F)	65.0 - 74.0	Wind Speed (MPH)	3.0 - 7.6	Barometer (inHg)	30.10 - 30.10	Avg. Dew Point Temp (°F)	62.6	

Station Location	Daily Avg. Dust Concentration (µg/m^3)	Max 15-Min Dust Concentration (µg/m^3)	Time of Max Dust Reading	Daily Avg. VOC Concentration (ppm)	Max 15-Min VOC Concentration (ppm)	Time of Max VOC Reading
Upwind	20.5	43.6	10:49	0.0	0.0	8:44
Downwind	16.6	35.7	9:58	0.0	0.0	8:44

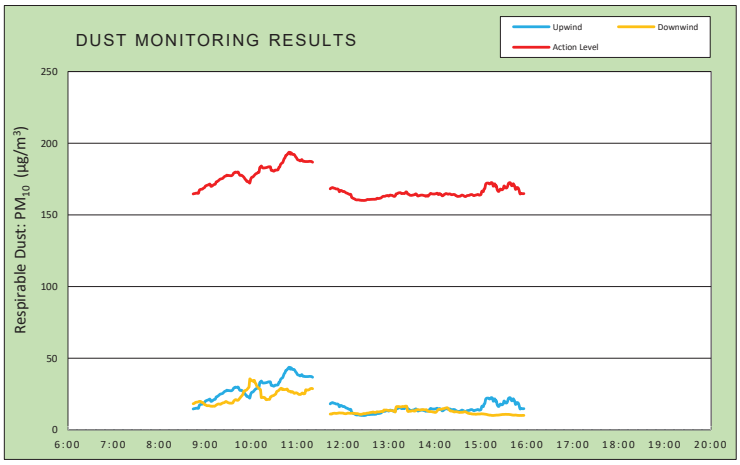

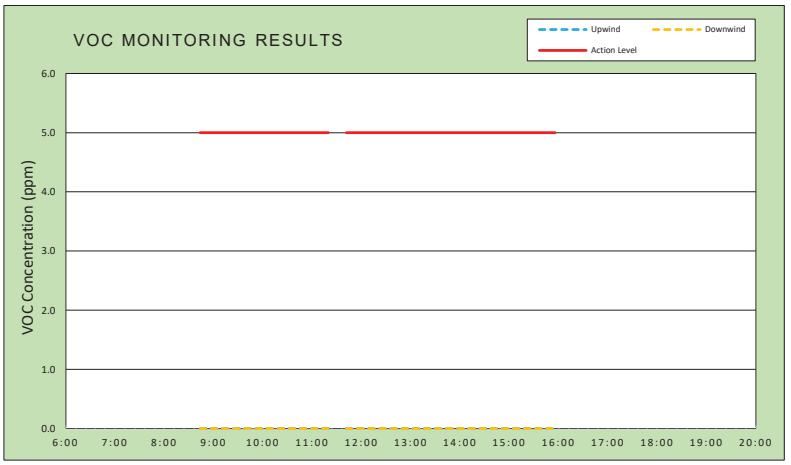

Air Monitoring Notes:

Weather Notes:

EMILCOTT
A Triumvirate Environmental Company

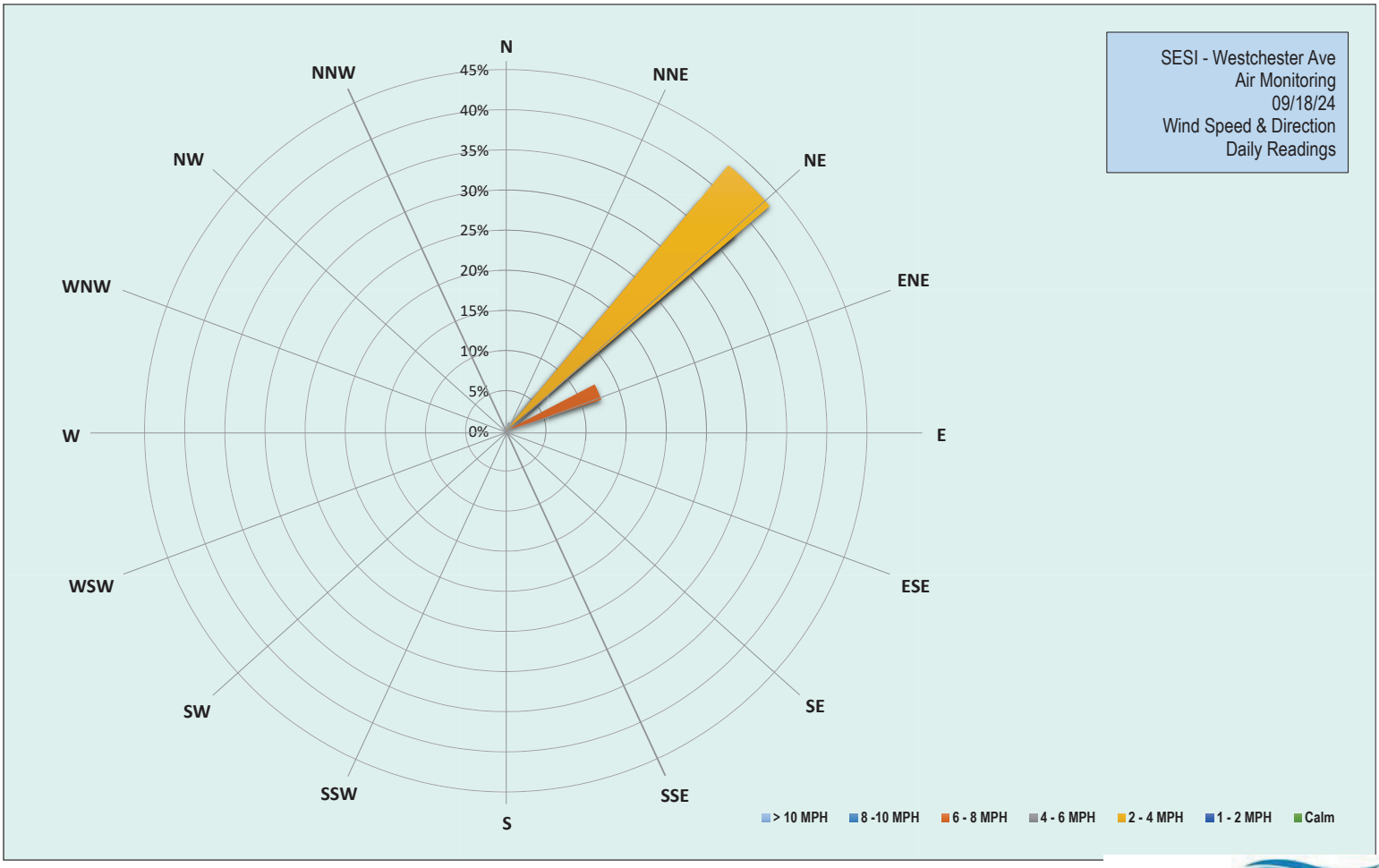

EMILCOTT
A Triumvirate Environmental Company

Grand Union Bowling Alley Site
BCP #360222
150 Westchester Avenue, Port Chester
September 18, 2024

Wednesday, September 18, 2024						
Number of Instances Where Downwind Particulates Exceeds Upwind Particulate + 150 =						0
Number of Comparable Data Points =						411
Start Time:						8:29
End Time:						15:56
PARTICULATE DATA						
Upwind			Downwind			Exceeds Particulate Alarm Limit
Time	Concentration (ug/m^3)	15-Min Avg Concentration (ug/m^3)	Time	Concentration (ug/m^3)	15-Min Avg Concentration (ug/m^3)	
8:29	13.5	-	8:29	13.5	-	-
8:30	13.5	-	8:30	15.3	-	-
8:31	14.5	-	8:31	15.0	-	-
8:32	14.5	-	8:32	15.3	-	-
8:33	14.5	-	8:33	15.3	-	-
8:34	15.3	-	8:34	18.3	-	-
8:35	14.0	-	8:35	17.3	-	-
8:36	19.8	-	8:36	14.8	-	-
8:37	13.8	-	8:37	16.3	-	-
8:38	14.0	-	8:38	15.8	-	-
8:39	14.5	-	8:39	18.3	-	-
8:40	14.8	-	8:40	23.0	-	-
8:41	16.3	-	8:41	18.0	-	-
8:42	13.0	-	8:42	20.0	-	-
8:43	13.3	-	8:43	25.3	-	-
8:44	14.0	14.6	8:44	27.0	18.3	-
8:45	16.3	14.8	8:45	17.3	18.4	-
8:46	16.0	14.9	8:46	19.8	18.8	-
8:47	16.0	15.0	8:47	21.5	19.2	-
8:48	17.3	15.2	8:48	17.5	19.3	-
8:49	14.3	15.1	8:49	19.8	19.4	-
8:50	15.5	15.2	8:50	18.0	19.5	-
8:51	17.8	15.1	8:51	17.8	19.7	-
8:52	43.5	17.1	8:52	20.0	19.9	-
8:53	22.3	17.6	8:53	15.8	19.9	-
8:54	17.3	17.8	8:54	16.8	19.8	-
8:55	16.8	18.0	8:55	14.3	19.2	-
8:56	17.3	18.0	8:56	17.3	19.2	-
8:57	19.8	18.5	8:57	16.3	18.9	-
8:58	19.0	18.9	8:58	16.5	18.4	-
8:59	19.0	19.2	8:59	16.0	17.6	-
9:00	29.8	20.1	9:00	16.0	17.5	-
9:01	20.5	20.4	9:01	15.3	17.2	-
9:02	19.8	20.6	9:02	17.0	16.9	-
9:03	20.0	20.8	9:03	17.5	16.9	-
9:04	17.5	21.0	9:04	20.0	17.0	-
9:05	20.0	21.3	9:05	17.0	16.9	-
9:06	20.5	21.5	9:06	16.0	16.8	-
9:07	21.5	20.1	9:07	17.0	16.6	-
9:08	21.0	20.0	9:08	16.0	16.6	-
9:09	22.3	20.3	9:09	15.3	16.5	-
9:10	22.8	20.7	9:10	16.3	16.6	-

Grand Union Bowling Alley Site
BCP #360222
150 Westchester Avenue, Port Chester
September 18, 2024

PARTICULATE DATA						
Upwind			Downwind			Exceeds Particulate Alarm Limit
Time	Concentration (ug/m^3)	15-Min Avg Concentration (ug/m^3)	Time	Concentration (ug/m^3)	15-Min Avg Concentration (ug/m^3)	
9:11	23.5	21.1	9:11	16.5	16.6	-
9:12	22.8	21.3	9:12	16.0	16.6	-
9:13	21.5	21.5	9:13	21.8	16.9	-
9:14	41.5	23.0	9:14	22.3	17.3	-
9:15	31.3	23.1	9:15	21.5	17.7	-
9:16	27.0	23.5	9:16	19.0	17.9	-
9:17	25.5	23.9	9:17	19.5	18.1	-
9:18	27.0	24.4	9:18	17.3	18.1	-
9:19	25.0	24.9	9:19	18.0	18.0	-
9:20	23.3	25.1	9:20	17.3	18.0	-
9:21	22.3	25.2	9:21	23.0	18.4	-
9:22	24.5	25.4	9:22	19.5	18.6	-
9:23	25.0	25.7	9:23	20.8	18.9	-
9:24	32.3	26.3	9:24	16.5	19.0	-
9:25	29.3	26.8	9:25	18.8	19.2	-
9:26	28.0	27.1	9:26	23.0	19.6	-
9:27	24.8	27.2	9:27	19.8	19.9	-
9:28	30.0	27.8	9:28	16.8	19.5	-
9:29	37.0	27.5	9:29	17.8	19.2	-
9:30	32.5	27.6	9:30	17.8	19.0	-
9:31	24.8	27.4	9:31	16.8	18.8	-
9:32	26.0	27.4	9:32	17.5	18.7	-
9:33	25.5	27.3	9:33	17.8	18.7	-
9:34	25.5	27.4	9:34	17.5	18.7	-
9:35	27.8	27.7	9:35	18.5	18.8	-
9:36	31.0	28.3	9:36	26.5	19.0	-
9:37	39.3	29.2	9:37	36.3	20.1	-
9:38	27.8	29.4	9:38	29.0	20.7	-
9:39	39.5	29.9	9:39	22.0	21.0	-
9:40	26.8	29.7	9:40	20.0	21.1	-
9:41	27.8	29.7	9:41	17.8	20.8	-
9:42	27.5	29.9	9:42	18.5	20.7	-
9:43	28.5	29.8	9:43	19.3	20.9	-
9:44	18.8	28.6	9:44	28.3	21.6	-
9:45	19.3	27.7	9:45	27.0	22.2	-
9:46	23.0	27.6	9:46	27.3	22.9	-
9:47	28.3	27.7	9:47	26.8	23.5	-
9:48	20.3	27.4	9:48	27.5	24.1	-
9:49	19.5	27.0	9:49	29.0	24.9	-
9:50	19.3	26.4	9:50	48.8	26.9	-
9:51	21.0	25.8	9:51	29.3	27.1	-
9:52	25.0	24.8	9:52	42.5	27.5	-
9:53	22.8	24.5	9:53	30.8	27.6	-
9:54	23.8	23.4	9:54	28.0	28.0	-
9:55	28.8	23.6	9:55	29.0	28.6	-
9:56	19.0	23.0	9:56	28.3	29.3	-
9:57	25.0	22.8	9:57	28.3	30.0	-
9:58	20.5	22.3	9:58	104.3	35.7	-

Grand Union Bowling Alley Site
BCP #360222
150 Westchester Avenue, Port Chester
September 18, 2024

PARTICULATE DATA						
Upwind			Downwind			Exceeds Particulate Alarm Limit
Time	Concentration (ug/m^3)	15-Min Avg Concentration (ug/m^3)	Time	Concentration (ug/m^3)	15-Min Avg Concentration (ug/m^3)	
9:59	53.5	24.6	9:59	19.5	35.1	-
10:00	38.0	25.8	10:00	21.5	34.7	-
10:01	31.0	26.4	10:01	20.0	34.2	-
10:02	29.8	26.5	10:02	27.3	34.3	-
10:03	28.5	27.0	10:03	22.5	33.9	-
10:04	29.3	27.7	10:04	38.8	34.6	-
10:05	27.8	28.2	10:05	22.5	32.8	-
10:06	28.8	28.8	10:06	20.3	32.2	-
10:07	27.8	28.9	10:07	20.0	30.7	-
10:08	28.5	29.3	10:08	21.2	30.1	-
10:09	29.3	29.7	10:09	19.8	29.5	-
10:10	29.5	29.7	10:10	19.6	28.9	-
10:11	68.0	33.0	10:11	22.0	28.5	-
10:12	30.0	33.3	10:12	21.8	28.1	-
10:13	33.0	34.2	10:13	22.0	22.6	-
10:14	40.8	33.3	10:14	20.8	22.7	-
10:15	30.0	32.8	10:15	22.0	22.7	-
10:16	30.5	32.8	10:16	21.6	22.8	-
10:17	30.3	32.8	10:17	21.4	22.4	-
10:18	29.5	32.9	10:18	21.6	22.4	-
10:19	30.8	33.0	10:19	22.0	21.2	-
10:20	29.8	33.1	10:20	20.8	21.1	-
10:21	31.3	33.3	10:21	21.6	21.2	-
10:22	31.0	33.5	10:22	21.8	21.3	-
10:23	30.0	33.6	10:23	21.0	21.3	-
10:24	29.0	33.6	10:24	21.2	21.4	-
10:25	29.0	33.5	10:25	43.8	23.0	-
10:26	31.3	31.1	10:26	25.2	23.2	-
10:27	29.8	31.1	10:27	28.6	23.7	-
10:28	30.0	30.9	10:28	24.4	23.9	-
10:29	36.0	30.5	10:29	22.8	24.0	-
10:30	32.3	30.7	10:30	27.8	24.4	-
10:31	39.3	31.3	10:31	27.2	24.7	-
10:32	30.0	31.3	10:32	27.8	25.2	-
10:33	30.3	31.3	10:33	43.6	26.6	-
10:34	31.5	31.4	10:34	28.0	27.0	-
10:35	33.3	31.6	10:35	24.2	27.3	-
10:36	55.3	33.2	10:36	28.6	27.7	-
10:37	33.8	33.4	10:37	30.0	28.3	-
10:38	54.3	35.0	10:38	28.8	28.8	-
10:39	40.0	35.7	10:39	25.2	29.1	-
10:40	36.0	36.2	10:40	31.2	28.2	-
10:41	36.8	36.6	10:41	31.6	28.7	-
10:42	51.0	38.0	10:42	22.6	28.3	-
10:43	50.5	39.3	10:43	22.4	28.1	-
10:44	44.8	39.9	10:44	24.6	28.2	-
10:45	56.3	41.5	10:45	27.6	28.2	-
10:46	41.3	41.7	10:46	29.4	28.4	-

Grand Union Bowling Alley Site
BCP #360222
150 Westchester Avenue, Port Chester
September 18, 2024

PARTICULATE DATA						
Upwind			Downwind			Exceeds Particulate Alarm Limit
Time	Concentration (ug/m^3)	15-Min Avg Concentration (ug/m^3)	Time	Concentration (ug/m^3)	15-Min Avg Concentration (ug/m^3)	
10:47	39.5	42.3	10:47	30.2	28.5	-
10:48	40.8	43.0	10:48	25.2	27.3	-
10:49	41.0	43.6	10:49	23.8	27.0	-
10:50	33.3	43.6	10:50	24.6	27.1	-
10:51	36.3	42.4	10:51	23.4	26.7	-
10:52	49.3	43.4	10:52	24.0	26.3	-
10:53	42.5	42.6	10:53	35.0	26.7	-
10:54	33.3	42.2	10:54	23.0	26.6	-
10:55	38.3	42.3	10:55	23.4	26.1	-
10:56	33.5	42.1	10:56	23.6	25.5	-
10:57	40.3	41.4	10:57	25.2	25.7	-
10:58	36.5	40.4	10:58	25.0	25.9	-
10:59	36.3	39.9	10:59	24.6	25.9	-
11:00	40.0	38.8	11:00	24.0	25.6	-
11:01	35.3	38.4	11:01	23.6	25.2	-
11:02	37.3	38.2	11:02	24.0	24.8	-
11:03	36.0	37.9	11:03	24.6	24.8	-
11:04	37.5	37.7	11:04	23.4	24.8	-
11:05	40.5	38.2	11:05	28.6	25.0	-
11:06	43.0	38.6	11:06	32.4	25.6	-
11:07	35.3	37.7	11:07	25.6	25.7	-
11:08	38.0	37.4	11:08	26.2	25.1	-
11:09	34.5	37.5	11:09	25.8	25.3	-
11:10	34.8	37.2	11:10	24.4	25.4	-
11:11	33.8	37.3	11:11	62.4	28.0	-
11:12	40.0	37.2	11:12	24.0	27.9	-
11:13	36.5	37.2	11:13	24.2	27.9	-
11:14	36.5	37.3	11:14	24.2	27.8	-
11:15	40.8	37.3	11:15	27.0	28.0	-
11:16	36.5	37.4	11:16	26.8	28.2	-
11:17	36.5	37.3	11:17	32.0	28.8	-
11:18	35.8	37.3	11:18	26.4	28.9	-
11:19	34.8	37.1	11:19	24.8	29.0	-
11:20	35.0	36.8	11:20	25.0	28.7	-
11:21	-	-	11:21	-	-	-
11:22	-	-	11:22	-	-	-
11:23	-	-	11:23	-	-	-
11:24	-	-	11:24	-	-	-
11:25	-	-	11:25	-	-	-
11:26	-	-	11:26	-	-	-
11:27	-	-	11:27	-	-	-
11:28	8.7	-	11:28	8.7	-	-
11:29	11.8	-	11:29	11.8	-	-
11:30	13.3	-	11:30	13.3	-	-
11:31	9.8	-	11:31	9.8	-	-
11:32	22.0	-	11:32	10.8	-	-
11:33	20.5	-	11:33	10.8	-	-
11:34	18.0	-	11:34	10.8	-	-

Grand Union Bowling Alley Site
BCP #360222
150 Westchester Avenue, Port Chester
September 18, 2024

PARTICULATE DATA						
Upwind			Downwind			Exceeds Particulate Alarm Limit
Time	Concentration (ug/m^3)	15-Min Avg Concentration (ug/m^3)	Time	Concentration (ug/m^3)	15-Min Avg Concentration (ug/m^3)	
11:35	17.3	-	11:35	12.0	-	-
11:36	17.8	-	11:36	11.0	-	-
11:37	16.3	-	11:37	10.5	-	-
11:38	15.0	-	11:38	10.5	-	-
11:39	19.8	-	11:39	10.0	-	-
11:40	33.5	-	11:40	10.5	-	-
11:41	26.8	-	11:41	11.3	-	-
11:42	14.5	-	11:42	12.0	-	-
11:43	16.8	18.2	11:43	11.5	11.1	-
11:44	19.3	18.7	11:44	13.0	11.2	-
11:45	15.3	18.8	11:45	12.0	11.1	-
11:46	14.5	19.1	11:46	15.3	11.5	-
11:47	17.3	18.8	11:47	12.3	11.6	-
11:48	18.3	18.7	11:48	12.0	11.6	-
11:49	16.3	18.6	11:49	11.3	11.7	-
11:50	13.0	18.3	11:50	10.5	11.6	-
11:51	15.0	18.1	11:51	10.5	11.5	-
11:52	16.8	18.1	11:52	12.0	11.6	-
11:53	13.5	18.0	11:53	11.3	11.7	-
11:54	11.8	17.5	11:54	12.0	11.8	-
11:55	13.3	16.1	11:55	11.5	11.9	-
11:56	39.5	17.0	11:56	10.8	11.9	-
11:57	15.8	17.1	11:57	11.3	11.8	-
11:58	15.0	17.0	11:58	11.8	11.8	-
11:59	12.5	16.5	11:59	12.3	11.8	-
12:00	12.5	16.3	12:00	11.5	11.7	-
12:01	16.0	16.4	12:01	11.5	11.5	-
12:02	11.8	16.1	12:02	11.3	11.4	-
12:03	12.8	15.7	12:03	10.8	11.3	-
12:04	10.8	15.3	12:04	12.0	11.4	-
12:05	11.0	15.2	12:05	13.0	11.6	-
12:06	11.0	14.9	12:06	13.3	11.7	-
12:07	12.0	14.6	12:07	11.3	11.7	-
12:08	10.5	14.4	12:08	11.3	11.7	-
12:09	12.0	14.4	12:09	10.8	11.6	-
12:10	10.8	14.3	12:10	11.8	11.6	-
12:11	10.3	12.3	12:11	11.3	11.7	-
12:12	9.8	11.9	12:12	11.3	11.7	-
12:13	10.3	11.6	12:13	11.8	11.7	-
12:14	8.8	11.3	12:14	10.5	11.5	-
12:15	9.5	11.1	12:15	11.0	11.5	-
12:16	9.5	10.7	12:16	10.5	11.4	-
12:17	9.5	10.6	12:17	11.0	11.4	-
12:18	11.3	10.5	12:18	10.5	11.4	-
12:19	12.0	10.5	12:19	11.0	11.3	-
12:20	10.3	10.5	12:20	10.3	11.2	-
12:21	10.3	10.4	12:21	10.8	11.0	-
12:22	9.0	10.2	12:22	10.5	10.9	-

Grand Union Bowling Alley Site
BCP #360222
150 Westchester Avenue, Port Chester
September 18, 2024

PARTICULATE DATA						
Upwind			Downwind			Exceeds Particulate Alarm Limit
Time	Concentration (ug/m^3)	15-Min Avg Concentration (ug/m^3)	Time	Concentration (ug/m^3)	15-Min Avg Concentration (ug/m^3)	
12:23	10.8	10.3	12:23	11.0	10.9	-
12:24	10.0	10.1	12:24	10.5	10.9	-
12:25	11.3	10.2	12:25	15.3	11.1	-
12:26	9.5	10.1	12:26	13.0	11.3	-
12:27	9.8	10.1	12:27	14.3	11.5	-
12:28	10.5	10.1	12:28	10.8	11.4	-
12:29	10.3	10.2	12:29	11.0	11.4	-
12:30	11.5	10.4	12:30	13.0	11.6	-
12:31	14.0	10.7	12:31	13.0	11.7	-
12:32	11.8	10.8	12:32	11.3	11.7	-
12:33	10.5	10.8	12:33	12.0	11.8	-
12:34	11.5	10.7	12:34	11.5	11.9	-
12:35	12.0	10.8	12:35	14.0	12.1	-
12:36	9.8	10.8	12:36	11.5	12.2	-
12:37	10.3	10.9	12:37	12.3	12.3	-
12:38	10.5	10.9	12:38	12.0	12.4	-
12:39	11.3	11.0	12:39	13.0	12.5	-
12:40	10.3	10.9	12:40	12.5	12.3	-
12:41	10.0	10.9	12:41	11.3	12.2	-
12:42	11.0	11.0	12:42	13.0	12.1	-
12:43	10.3	11.0	12:43	13.8	12.3	-
12:44	18.5	11.5	12:44	16.0	12.7	-
12:45	12.3	11.6	12:45	11.8	12.6	-
12:46	11.8	11.4	12:46	12.8	12.6	-
12:47	13.0	11.5	12:47	12.5	12.7	-
12:48	12.5	11.7	12:48	12.5	12.7	-
12:49	13.3	11.8	12:49	13.8	12.8	-
12:50	17.8	12.2	12:50	14.8	12.9	-
12:51	16.3	12.6	12:51	11.5	12.9	-
12:52	15.5	12.9	12:52	12.8	12.9	-
12:53	11.3	13.0	12:53	26.0	13.9	-
12:54	11.3	13.0	12:54	13.5	13.9	-
12:55	12.0	13.1	12:55	12.0	13.9	-
12:56	14.0	13.4	12:56	12.3	13.9	-
12:57	12.3	13.5	12:57	11.5	13.8	-
12:58	12.0	13.6	12:58	11.8	13.7	-
12:59	12.8	13.2	12:59	14.5	13.6	-
13:00	13.8	13.3	13:00	11.3	13.6	-
13:01	19.5	13.8	13:01	13.0	13.6	-
13:02	12.8	13.8	13:02	12.0	13.5	-
13:03	10.5	13.7	13:03	12.3	13.5	-
13:04	13.0	13.6	13:04	12.8	13.5	-
13:05	12.5	13.3	13:05	12.0	13.3	-
13:06	12.3	13.0	13:06	12.3	13.3	-
13:07	14.3	12.9	13:07	13.0	13.3	-
13:08	17.5	13.4	13:08	14.3	12.6	-
13:09	30.3	14.6	13:09	61.5	15.8	-
13:10	14.0	14.8	13:10	20.3	16.3	-

Grand Union Bowling Alley Site
BCP #360222
150 Westchester Avenue, Port Chester
September 18, 2024

PARTICULATE DATA						
Upwind			Downwind			Exceeds Particulate Alarm Limit
Time	Concentration (ug/m^3)	15-Min Avg Concentration (ug/m^3)	Time	Concentration (ug/m^3)	15-Min Avg Concentration (ug/m^3)	
13:11	16.8	14.9	13:11	12.0	16.3	-
13:12	18.3	15.3	13:12	12.0	16.3	-
13:13	13.0	15.4	13:13	11.5	16.3	-
13:14	14.3	15.5	13:14	11.3	16.1	-
13:15	12.8	15.4	13:15	11.5	16.1	-
13:16	12.0	14.9	13:16	12.3	16.1	-
13:17	12.0	14.9	13:17	16.0	16.3	-
13:18	12.8	15.0	13:18	12.8	16.4	-
13:19	11.5	14.9	13:19	11.5	16.3	-
13:20	12.3	14.9	13:20	14.3	16.4	-
13:21	19.5	15.4	13:21	14.8	16.6	-
13:22	24.5	16.1	13:22	13.3	16.6	-
13:23	14.3	15.9	13:23	12.0	16.5	-
13:24	12.3	14.7	13:24	14.8	13.3	-
13:25	12.5	14.6	13:25	13.3	12.9	-
13:26	12.0	14.3	13:26	14.3	13.0	-
13:27	11.3	13.8	13:27	12.8	13.1	-
13:28	11.8	13.7	13:28	11.8	13.1	-
13:29	13.3	13.6	13:29	13.0	13.2	-
13:30	14.0	13.7	13:30	14.5	13.4	-
13:31	14.0	13.9	13:31	12.3	13.4	-
13:32	13.8	14.0	13:32	13.8	13.3	-
13:33	15.0	14.1	13:33	11.5	13.2	-
13:34	16.5	14.5	13:34	12.8	13.3	-
13:35	16.0	14.7	13:35	25.3	14.0	-
13:36	12.0	14.2	13:36	13.8	13.9	-
13:37	11.8	13.4	13:37	15.5	14.1	-
13:38	12.5	13.2	13:38	14.0	14.2	-
13:39	15.0	13.4	13:39	12.0	14.0	-
13:40	14.5	13.6	13:40	12.3	14.0	-
13:41	15.0	13.8	13:41	13.5	13.9	-
13:42	12.3	13.8	13:42	16.3	14.1	-
13:43	11.8	13.8	13:43	12.0	14.2	-
13:44	12.3	13.8	13:44	14.8	14.3	-
13:45	11.5	13.6	13:45	13.3	14.2	-
13:46	12.5	13.5	13:46	11.0	14.1	-
13:47	10.3	13.3	13:47	12.8	14.0	-
13:48	11.3	13.0	13:48	12.8	14.1	-
13:49	23.8	13.5	13:49	12.0	14.1	-
13:50	11.5	13.2	13:50	14.0	13.3	-
13:51	11.0	13.1	13:51	11.0	13.1	-
13:52	23.8	13.9	13:52	12.0	12.9	-
13:53	17.8	14.3	13:53	12.5	12.8	-
13:54	26.3	15.0	13:54	12.3	12.8	-
13:55	12.3	14.9	13:55	11.8	12.8	-
13:56	11.8	14.7	13:56	12.5	12.7	-
13:57	12.0	14.6	13:57	13.8	12.6	-
13:58	11.0	14.6	13:58	11.0	12.5	-

Grand Union Bowling Alley Site
BCP #360222
150 Westchester Avenue, Port Chester
September 18, 2024

PARTICULATE DATA						
Upwind			Downwind			Exceeds Particulate Alarm Limit
Time	Concentration (ug/m^3)	15-Min Avg Concentration (ug/m^3)	Time	Concentration (ug/m^3)	15-Min Avg Concentration (ug/m^3)	
13:59	11.8	14.6	13:59	12.5	12.3	-
14:00	14.0	14.7	14:00	12.0	12.3	-
14:01	13.0	14.8	14:01	12.3	12.3	-
14:02	14.8	15.1	14:02	20.3	12.8	-
14:03	11.8	15.1	14:03	23.3	13.5	-
14:04	10.5	14.2	14:04	20.5	14.1	-
14:05	14.8	14.4	14:05	18.5	14.4	-
14:06	18.8	14.9	14:06	10.8	14.4	-
14:07	15.8	14.4	14:07	12.0	14.4	-
14:08	16.3	14.3	14:08	14.0	14.5	-
14:09	12.8	13.4	14:09	13.5	14.6	-
14:10	12.0	13.4	14:10	15.3	14.8	-
14:11	16.8	13.7	14:11	13.8	14.9	-
14:12	21.0	14.3	14:12	15.0	15.0	-
14:13	13.3	14.5	14:13	14.3	15.2	-
14:14	18.3	14.9	14:14	14.3	15.3	-
14:15	12.5	14.8	14:15	14.3	15.5	-
14:16	10.8	14.7	14:16	12.5	15.5	-
14:17	11.8	14.5	14:17	13.3	15.0	-
14:18	13.8	14.6	14:18	12.8	14.3	-
14:19	11.8	14.7	14:19	12.0	13.7	-
14:20	12.5	14.5	14:20	10.8	13.2	-
14:21	14.0	14.2	14:21	11.5	13.3	-
14:22	14.5	14.1	14:22	10.0	13.1	-
14:23	17.3	14.2	14:23	11.3	13.0	-
14:24	14.3	14.3	14:24	11.3	12.8	-
14:25	11.3	14.2	14:25	11.5	12.6	-
14:26	14.3	14.1	14:26	16.0	12.7	-
14:27	11.8	13.5	14:27	14.8	12.7	-
14:28	12.5	13.4	14:28	14.8	12.7	-
14:29	11.5	13.0	14:29	12.8	12.6	-
14:30	12.3	12.9	14:30	12.5	12.5	-
14:31	11.0	13.0	14:31	10.3	12.4	-
14:32	13.5	13.1	14:32	11.3	12.2	-
14:33	14.3	13.1	14:33	14.3	12.3	-
14:34	18.3	13.5	14:34	11.5	12.3	-
14:35	17.0	13.8	14:35	11.8	12.4	-
14:36	12.0	13.7	14:36	11.3	12.3	-
14:37	11.3	13.5	14:37	12.0	12.5	-
14:38	11.8	13.1	14:38	14.0	12.7	-
14:39	10.3	12.9	14:39	11.5	12.7	-
14:40	11.3	12.9	14:40	10.8	12.6	-
14:41	19.3	13.2	14:41	10.8	12.3	-
14:42	16.5	13.5	14:42	10.8	12.0	-
14:43	13.0	13.5	14:43	10.0	11.7	-
14:44	13.3	13.7	14:44	11.0	11.6	-
14:45	13.0	13.7	14:45	10.0	11.4	-
14:46	17.0	14.1	14:46	9.8	11.4	-

Grand Union Bowling Alley Site
BCP #360222
150 Westchester Avenue, Port Chester
September 18, 2024

PARTICULATE DATA						
Upwind			Downwind			Exceeds Particulate Alarm Limit
Time	Concentration (ug/m^3)	15-Min Avg Concentration (ug/m^3)	Time	Concentration (ug/m^3)	15-Min Avg Concentration (ug/m^3)	
14:47	14.3	14.2	14:47	11.3	11.4	-
14:48	15.3	14.2	14:48	10.8	11.1	-
14:49	14.0	13.9	14:49	11.3	11.1	-
14:50	11.8	13.6	14:50	11.0	11.1	-
14:51	10.0	13.5	14:51	11.0	11.1	-
14:52	14.8	13.7	14:52	12.3	11.1	-
14:53	13.5	13.8	14:53	12.0	10.9	-
14:54	13.0	14.0	14:54	12.5	11.0	-
14:55	13.0	14.1	14:55	11.5	11.1	-
14:56	22.0	14.3	14:56	12.3	11.2	-
14:57	11.3	13.9	14:57	10.0	11.1	-
14:58	11.0	13.8	14:58	10.3	11.1	-
14:59	15.8	14.0	14:59	11.5	11.2	-
15:00	18.0	14.3	15:00	11.0	11.2	-
15:01	50.3	16.5	15:01	10.8	11.3	-
15:02	14.3	16.5	15:02	9.8	11.2	-
15:03	11.0	16.2	15:03	10.8	11.2	-
15:04	41.8	18.1	15:04	9.8	11.1	-
15:05	18.0	18.5	15:05	10.0	11.0	-
15:06	52.0	21.3	15:06	10.0	11.0	-
15:07	25.3	22.0	15:07	10.8	10.9	-
15:08	16.8	22.2	15:08	10.3	10.7	-
15:09	12.5	22.2	15:09	9.8	10.6	-
15:10	12.5	22.2	15:10	10.5	10.5	-
15:11	13.3	21.6	15:11	10.0	10.3	-
15:12	15.3	21.8	15:12	10.3	10.4	-
15:13	20.5	22.5	15:13	9.0	10.3	-
15:14	16.5	22.5	15:14	9.8	10.2	-
15:15	11.5	22.1	15:15	10.8	10.1	-
15:16	18.8	20.0	15:16	10.5	10.1	-
15:17	26.5	20.8	15:17	10.5	10.2	-
15:18	24.5	21.7	15:18	11.8	10.2	-
15:19	15.3	19.9	15:19	10.3	10.3	-
15:20	24.0	20.3	15:20	11.3	10.4	-
15:21	14.3	17.8	15:21	10.3	10.4	-
15:22	9.8	16.8	15:22	10.5	10.4	-
15:23	9.8	16.3	15:23	11.3	10.4	-
15:24	21.8	16.9	15:24	10.5	10.5	-
15:25	29.0	18.0	15:25	12.0	10.6	-
15:26	10.5	17.9	15:26	11.0	10.6	-
15:27	10.3	17.5	15:27	11.5	10.7	-
15:28	23.3	17.7	15:28	10.3	10.8	-
15:29	24.3	18.2	15:29	10.0	10.8	-
15:30	41.5	20.2	15:30	10.8	10.8	-
15:31	11.3	19.7	15:31	11.0	10.9	-
15:32	15.8	19.0	15:32	11.3	10.9	-
15:33	21.0	18.8	15:33	11.3	10.9	-
15:34	20.3	19.1	15:34	10.3	10.9	-

Grand Union Bowling Alley Site
BCP #360222
150 Westchester Avenue, Port Chester
September 18, 2024

PARTICULATE DATA						
Upwind			Downwind			Exceeds Particulate Alarm Limit
Time	Concentration (ug/m^3)	15-Min Avg Concentration (ug/m^3)	Time	Concentration (ug/m^3)	15-Min Avg Concentration (ug/m^3)	
15:35	45.0	20.5	15:35	10.8	10.8	-
15:36	39.3	22.2	15:36	10.5	10.9	-
15:37	10.5	22.2	15:37	9.8	10.8	-
15:38	14.5	22.5	15:38	9.8	10.7	-
15:39	8.8	21.7	15:39	9.8	10.7	-
15:40	9.8	20.4	15:40	9.8	10.5	-
15:41	14.0	20.6	15:41	9.8	10.4	-
15:42	27.8	21.8	15:42	10.3	10.3	-
15:43	11.3	21.0	15:43	10.5	10.4	-
15:44	9.5	20.0	15:44	9.8	10.3	-
15:45	9.3	17.9	15:45	11.8	10.4	-
15:46	18.0	18.3	15:46	10.0	10.3	-
15:47	27.5	19.1	15:47	10.0	10.3	-
15:48	19.8	19.0	15:48	10.0	10.2	-
15:49	10.3	18.3	15:49	10.0	10.2	-
15:50	18.8	16.6	15:50	10.3	10.1	-
15:51	10.5	14.7	15:51	10.5	10.1	-
15:52	16.5	15.1	15:52	10.3	10.2	-
15:53	11.3	14.9	15:53	9.0	10.1	-
15:54	9.0	14.9	15:54	10.5	10.2	-
15:55	8.8	14.8	15:55	10.0	10.2	-
15:56	15.0	14.9	15:56	9.8	10.2	-

Grand Union Bowling Alley Site
BCP #360222
150 Westchester Avenue, Port Chester
September 18, 2024

Wednesday, September 18, 2024						
Number of Instances Where Downwind VOCs Exceeds Upwind VOCs + 5 =						0
Number of Comparable Data Points =						412
Start Time:						8:29
End Time:						15:56
PID DATA						
Upwind			Downwind			Exceeds VOC Alarm Limit
Time	Concentration (ppm)	15-Min Avg Concentration (ppm)	Time	Concentration (ppm)	15-Min Avg Concentration (ppm)	
8:29	0.0	-	8:29	0.0	-	-
8:30	0.0	-	8:30	0.0	-	-
8:31	0.0	-	8:31	0.0	-	-
8:32	0.0	-	8:32	0.0	-	-
8:33	0.0	-	8:33	0.0	-	-
8:34	0.0	-	8:34	0.0	-	-
8:35	0.0	-	8:35	0.0	-	-
8:36	0.0	-	8:36	0.0	-	-
8:37	0.0	-	8:37	0.0	-	-
8:38	0.0	-	8:38	0.0	-	-
8:39	0.0	-	8:39	0.0	-	-
8:40	0.0	-	8:40	0.0	-	-
8:41	0.0	-	8:41	0.0	-	-
8:42	0.0	-	8:42	0.0	-	-
8:43	0.0	-	8:43	0.0	-	-
8:44	0.0	0.0	8:44	0.0	0.0	-
8:45	0.0	0.0	8:45	0.0	0.0	-
8:46	0.0	0.0	8:46	0.0	0.0	-
8:47	0.0	0.0	8:47	0.0	0.0	-
8:48	0.0	0.0	8:48	0.0	0.0	-
8:49	0.0	0.0	8:49	0.0	0.0	-
8:50	0.0	0.0	8:50	0.0	0.0	-
8:51	0.0	0.0	8:51	0.0	0.0	-
8:52	0.0	0.0	8:52	0.0	0.0	-
8:53	0.0	0.0	8:53	0.0	0.0	-
8:54	0.0	0.0	8:54	0.0	0.0	-
8:55	0.0	0.0	8:55	0.0	0.0	-
8:56	0.0	0.0	8:56	0.0	0.0	-
8:57	0.0	0.0	8:57	0.0	0.0	-
8:58	0.0	0.0	8:58	0.0	0.0	-
8:59	0.0	0.0	8:59	0.0	0.0	-
9:00	0.0	0.0	9:00	0.0	0.0	-
9:01	0.0	0.0	9:01	0.0	0.0	-
9:02	0.0	0.0	9:02	0.0	0.0	-
9:03	0.0	0.0	9:03	0.0	0.0	-
9:04	0.0	0.0	9:04	0.0	0.0	-
9:05	0.0	0.0	9:05	0.0	0.0	-
9:06	0.0	0.0	9:06	0.0	0.0	-
9:07	0.0	0.0	9:07	0.0	0.0	-
9:08	0.0	0.0	9:08	0.0	0.0	-
9:09	0.0	0.0	9:09	0.0	0.0	-
9:10	0.0	0.0	9:10	0.0	0.0	-
9:11	0.0	0.0	9:11	0.0	0.0	-

Grand Union Bowling Alley Site
BCP #360222
150 Westchester Avenue, Port Chester
September 18, 2024

PID DATA						
Upwind			Downwind			Exceeds VOC Alarm Limit
Time	Concentration (ppm)	15-Min Avg Concentration (ppm)	Time	Concentration (ppm)	15-Min Avg Concentration (ppm)	
9:12	0.0	0.0	9:12	0.0	0.0	-
9:13	0.0	0.0	9:13	0.0	0.0	-
9:14	0.0	0.0	9:14	0.0	0.0	-
9:15	0.0	0.0	9:15	0.0	0.0	-
9:16	0.0	0.0	9:16	0.0	0.0	-
9:17	0.0	0.0	9:17	0.0	0.0	-
9:18	0.0	0.0	9:18	0.0	0.0	-
9:19	0.0	0.0	9:19	0.0	0.0	-
9:20	0.0	0.0	9:20	0.0	0.0	-
9:21	0.0	0.0	9:21	0.0	0.0	-
9:22	0.0	0.0	9:22	0.0	0.0	-
9:23	0.0	0.0	9:23	0.0	0.0	-
9:24	0.0	0.0	9:24	0.0	0.0	-
9:25	0.0	0.0	9:25	0.0	0.0	-
9:26	0.0	0.0	9:26	0.0	0.0	-
9:27	0.0	0.0	9:27	0.0	0.0	-
9:28	0.0	0.0	9:28	0.0	0.0	-
9:29	0.0	0.0	9:29	0.0	0.0	-
9:30	0.0	0.0	9:30	0.0	0.0	-
9:31	0.0	0.0	9:31	0.0	0.0	-
9:32	0.0	0.0	9:32	0.0	0.0	-
9:33	0.0	0.0	9:33	0.0	0.0	-
9:34	0.0	0.0	9:34	0.0	0.0	-
9:35	0.0	0.0	9:35	0.0	0.0	-
9:36	0.0	0.0	9:36	0.0	0.0	-
9:37	0.0	0.0	9:37	0.0	0.0	-
9:38	0.0	0.0	9:38	0.0	0.0	-
9:39	0.0	0.0	9:39	0.0	0.0	-
9:40	0.0	0.0	9:40	0.0	0.0	-
9:41	0.0	0.0	9:41	0.0	0.0	-
9:42	0.0	0.0	9:42	0.0	0.0	-
9:43	0.0	0.0	9:43	0.0	0.0	-
9:44	0.0	0.0	9:44	0.0	0.0	-
9:45	0.0	0.0	9:45	0.0	0.0	-
9:46	0.0	0.0	9:46	0.0	0.0	-
9:47	0.0	0.0	9:47	0.0	0.0	-
9:48	0.0	0.0	9:48	0.0	0.0	-
9:49	0.0	0.0	9:49	0.0	0.0	-
9:50	0.0	0.0	9:50	0.0	0.0	-
9:51	0.0	0.0	9:51	0.0	0.0	-
9:52	0.0	0.0	9:52	0.0	0.0	-
9:53	0.0	0.0	9:53	0.0	0.0	-
9:54	0.0	0.0	9:54	0.0	0.0	-
9:55	0.0	0.0	9:55	0.0	0.0	-
9:56	0.0	0.0	9:56	0.0	0.0	-
9:57	0.0	0.0	9:57	0.0	0.0	-
9:58	0.0	0.0	9:58	0.0	0.0	-
9:59	0.0	0.0	9:59	0.0	0.0	-

Grand Union Bowling Alley Site
BCP #360222
150 Westchester Avenue, Port Chester
September 18, 2024

PID DATA						
Upwind			Downwind			Exceeds VOC Alarm Limit
Time	Concentration (ppm)	15-Min Avg Concentration (ppm)	Time	Concentration (ppm)	15-Min Avg Concentration (ppm)	
10:00	0.0	0.0	10:00	0.0	0.0	-
10:01	0.0	0.0	10:01	0.0	0.0	-
10:02	0.0	0.0	10:02	0.0	0.0	-
10:03	0.0	0.0	10:03	0.0	0.0	-
10:04	0.0	0.0	10:04	0.0	0.0	-
10:05	0.0	0.0	10:05	0.0	0.0	-
10:06	0.0	0.0	10:06	0.0	0.0	-
10:07	0.0	0.0	10:07	0.0	0.0	-
10:08	0.0	0.0	10:08	0.0	0.0	-
10:09	0.0	0.0	10:09	0.0	0.0	-
10:10	0.0	0.0	10:10	0.0	0.0	-
10:11	0.0	0.0	10:11	0.0	0.0	-
10:12	0.0	0.0	10:12	0.0	0.0	-
10:13	0.0	0.0	10:13	0.0	0.0	-
10:14	0.0	0.0	10:14	0.0	0.0	-
10:15	0.0	0.0	10:15	0.0	0.0	-
10:16	0.0	0.0	10:16	0.0	0.0	-
10:17	0.0	0.0	10:17	0.0	0.0	-
10:18	0.0	0.0	10:18	0.0	0.0	-
10:19	0.0	0.0	10:19	0.0	0.0	-
10:20	0.0	0.0	10:20	0.0	0.0	-
10:21	0.0	0.0	10:21	0.0	0.0	-
10:22	0.0	0.0	10:22	0.0	0.0	-
10:23	0.0	0.0	10:23	0.0	0.0	-
10:24	0.0	0.0	10:24	0.0	0.0	-
10:25	0.0	0.0	10:25	0.0	0.0	-
10:26	0.0	0.0	10:26	0.0	0.0	-
10:27	0.0	0.0	10:27	0.0	0.0	-
10:28	0.0	0.0	10:28	0.0	0.0	-
10:29	0.0	0.0	10:29	0.0	0.0	-
10:30	0.0	0.0	10:30	0.0	0.0	-
10:31	0.0	0.0	10:31	0.0	0.0	-
10:32	0.0	0.0	10:32	0.0	0.0	-
10:33	0.0	0.0	10:33	0.0	0.0	-
10:34	0.0	0.0	10:34	0.0	0.0	-
10:35	0.0	0.0	10:35	0.0	0.0	-
10:36	0.0	0.0	10:36	0.0	0.0	-
10:37	0.0	0.0	10:37	0.0	0.0	-
10:38	0.0	0.0	10:38	0.0	0.0	-
10:39	0.0	0.0	10:39	0.0	0.0	-
10:40	0.0	0.0	10:40	0.0	0.0	-
10:41	0.0	0.0	10:41	0.0	0.0	-
10:42	0.0	0.0	10:42	0.0	0.0	-
10:43	0.0	0.0	10:43	0.0	0.0	-
10:44	0.0	0.0	10:44	0.0	0.0	-
10:45	0.0	0.0	10:45	0.0	0.0	-
10:46	0.0	0.0	10:46	0.0	0.0	-
10:47	0.0	0.0	10:47	0.0	0.0	-

Grand Union Bowling Alley Site
BCP #360222
150 Westchester Avenue, Port Chester
September 18, 2024

PID DATA						
Upwind			Downwind			
Time	Concentration (ppm)	15-Min Avg Concentration (ppm)	Time	Concentration (ppm)	15-Min Avg Concentration (ppm)	Exceeds VOC Alarm Limit
10:48	0.0	0.0	10:48	0.0	0.0	-
10:49	0.0	0.0	10:49	0.0	0.0	-
10:50	0.0	0.0	10:50	0.0	0.0	-
10:51	0.0	0.0	10:51	0.0	0.0	-
10:52	0.0	0.0	10:52	0.0	0.0	-
10:53	0.0	0.0	10:53	0.0	0.0	-
10:54	0.0	0.0	10:54	0.0	0.0	-
10:55	0.0	0.0	10:55	0.0	0.0	-
10:56	0.0	0.0	10:56	0.0	0.0	-
10:57	0.0	0.0	10:57	0.0	0.0	-
10:58	0.0	0.0	10:58	0.0	0.0	-
10:59	0.0	0.0	10:59	0.0	0.0	-
11:00	0.0	0.0	11:00	0.0	0.0	-
11:01	0.0	0.0	11:01	0.0	0.0	-
11:02	0.0	0.0	11:02	0.0	0.0	-
11:03	0.0	0.0	11:03	0.0	0.0	-
11:04	0.0	0.0	11:04	0.0	0.0	-
11:05	0.0	0.0	11:05	0.0	0.0	-
11:06	0.0	0.0	11:06	0.0	0.0	-
11:07	0.0	0.0	11:07	0.0	0.0	-
11:08	0.0	0.0	11:08	0.0	0.0	-
11:09	0.0	0.0	11:09	0.0	0.0	-
11:10	0.0	0.0	11:10	0.0	0.0	-
11:11	0.0	0.0	11:11	0.0	0.0	-
11:12	0.0	0.0	11:12	0.0	0.0	-
11:13	0.0	0.0	11:13	0.0	0.0	-
11:14	0.0	0.0	11:14	0.0	0.0	-
11:15	0.0	0.0	11:15	0.0	0.0	-
11:16	0.0	0.0	11:16	0.0	0.0	-
11:17	0.0	0.0	11:17	0.0	0.0	-
11:18	0.0	0.0	11:18	0.0	0.0	-
11:19	0.0	0.0	11:19	0.0	0.0	-
11:20	0.0	0.0	11:20	0.0	0.0	-
11:21	-	-	11:21	-	-	-
11:22	-	-	11:22	-	-	-
11:23	-	-	11:23	-	-	-
11:24	-	-	11:24	-	-	-
11:25	-	-	11:25	-	-	-
11:26	-	-	11:26	-	-	-
11:27	0.0	-	11:27	0.0	-	-
11:28	0.0	-	11:28	0.0	-	-
11:29	0.0	-	11:29	0.0	-	-
11:30	0.0	-	11:30	0.0	-	-
11:31	0.0	-	11:31	0.0	-	-
11:32	0.0	-	11:32	0.0	-	-
11:33	0.0	-	11:33	0.0	-	-
11:34	0.0	-	11:34	0.0	-	-
11:35	0.0	-	11:35	0.0	-	-

Grand Union Bowling Alley Site
BCP #360222
150 Westchester Avenue, Port Chester
September 18, 2024

PID DATA						
Upwind			Downwind			
Time	Concentration (ppm)	15-Min Avg Concentration (ppm)	Time	Concentration (ppm)	15-Min Avg Concentration (ppm)	Exceeds VOC Alarm Limit
11:36	0.0	-	11:36	0.0	-	-
11:37	0.0	-	11:37	0.0	-	-
11:38	0.0	-	11:38	0.0	-	-
11:39	0.0	-	11:39	0.0	-	-
11:40	0.0	-	11:40	0.0	-	-
11:41	0.0	-	11:41	0.0	-	-
11:42	0.0	0.0	11:42	0.0	0.0	-
11:43	0.0	0.0	11:43	0.0	0.0	-
11:44	0.0	0.0	11:44	0.0	0.0	-
11:45	0.0	0.0	11:45	0.0	0.0	-
11:46	0.0	0.0	11:46	0.0	0.0	-
11:47	0.0	0.0	11:47	0.0	0.0	-
11:48	0.0	0.0	11:48	0.0	0.0	-
11:49	0.0	0.0	11:49	0.0	0.0	-
11:50	0.0	0.0	11:50	0.0	0.0	-
11:51	0.0	0.0	11:51	0.0	0.0	-
11:52	0.0	0.0	11:52	0.0	0.0	-
11:53	0.0	0.0	11:53	0.0	0.0	-
11:54	0.0	0.0	11:54	0.0	0.0	-
11:55	0.0	0.0	11:55	0.0	0.0	-
11:56	0.0	0.0	11:56	0.0	0.0	-
11:57	0.0	0.0	11:57	0.0	0.0	-
11:58	0.0	0.0	11:58	0.0	0.0	-
11:59	0.0	0.0	11:59	0.0	0.0	-
12:00	0.0	0.0	12:00	0.0	0.0	-
12:01	0.0	0.0	12:01	0.0	0.0	-
12:02	0.0	0.0	12:02	0.0	0.0	-
12:03	0.0	0.0	12:03	0.0	0.0	-
12:04	0.0	0.0	12:04	0.0	0.0	-
12:05	0.0	0.0	12:05	0.0	0.0	-
12:06	0.0	0.0	12:06	0.0	0.0	-
12:07	0.0	0.0	12:07	0.0	0.0	-
12:08	0.0	0.0	12:08	0.0	0.0	-
12:09	0.0	0.0	12:09	0.0	0.0	-
12:10	0.0	0.0	12:10	0.0	0.0	-
12:11	0.0	0.0	12:11	0.0	0.0	-
12:12	0.0	0.0	12:12	0.0	0.0	-
12:13	0.0	0.0	12:13	0.0	0.0	-
12:14	0.0	0.0	12:14	0.0	0.0	-
12:15	0.0	0.0	12:15	0.0	0.0	-
12:16	0.0	0.0	12:16	0.0	0.0	-
12:17	0.0	0.0	12:17	0.0	0.0	-
12:18	0.0	0.0	12:18	0.0	0.0	-
12:19	0.0	0.0	12:19	0.0	0.0	-
12:20	0.0	0.0	12:20	0.0	0.0	-
12:21	0.0	0.0	12:21	0.0	0.0	-
12:22	0.0	0.0	12:22	0.0	0.0	-
12:23	0.0	0.0	12:23	0.0	0.0	-

Grand Union Bowling Alley Site
BCP #360222
150 Westchester Avenue, Port Chester
September 18, 2024

PID DATA						
Upwind			Downwind			Exceeds VOC Alarm Limit
Time	Concentration (ppm)	15-Min Avg Concentration (ppm)	Time	Concentration (ppm)	15-Min Avg Concentration (ppm)	
12:24	0.0	0.0	12:24	0.0	0.0	-
12:25	0.0	0.0	12:25	0.0	0.0	-
12:26	0.0	0.0	12:26	0.0	0.0	-
12:27	0.0	0.0	12:27	0.0	0.0	-
12:28	0.0	0.0	12:28	0.0	0.0	-
12:29	0.0	0.0	12:29	0.0	0.0	-
12:30	0.0	0.0	12:30	0.0	0.0	-
12:31	0.0	0.0	12:31	0.0	0.0	-
12:32	0.0	0.0	12:32	0.0	0.0	-
12:33	0.0	0.0	12:33	0.0	0.0	-
12:34	0.0	0.0	12:34	0.0	0.0	-
12:35	0.0	0.0	12:35	0.0	0.0	-
12:36	0.0	0.0	12:36	0.0	0.0	-
12:37	0.0	0.0	12:37	0.0	0.0	-
12:38	0.0	0.0	12:38	0.0	0.0	-
12:39	0.0	0.0	12:39	0.0	0.0	-
12:40	0.0	0.0	12:40	0.0	0.0	-
12:41	0.0	0.0	12:41	0.0	0.0	-
12:42	0.0	0.0	12:42	0.0	0.0	-
12:43	0.0	0.0	12:43	0.0	0.0	-
12:44	0.0	0.0	12:44	0.0	0.0	-
12:45	0.0	0.0	12:45	0.0	0.0	-
12:46	0.0	0.0	12:46	0.0	0.0	-
12:47	0.0	0.0	12:47	0.0	0.0	-
12:48	0.0	0.0	12:48	0.0	0.0	-
12:49	0.0	0.0	12:49	0.0	0.0	-
12:50	0.0	0.0	12:50	0.0	0.0	-
12:51	0.0	0.0	12:51	0.0	0.0	-
12:52	0.0	0.0	12:52	0.0	0.0	-
12:53	0.0	0.0	12:53	0.0	0.0	-
12:54	0.0	0.0	12:54	0.0	0.0	-
12:55	0.0	0.0	12:55	0.0	0.0	-
12:56	0.0	0.0	12:56	0.0	0.0	-
12:57	0.0	0.0	12:57	0.0	0.0	-
12:58	0.0	0.0	12:58	0.0	0.0	-
12:59	0.0	0.0	12:59	0.0	0.0	-
13:00	0.0	0.0	13:00	0.0	0.0	-
13:01	0.0	0.0	13:01	0.0	0.0	-
13:02	0.0	0.0	13:02	0.0	0.0	-
13:03	0.0	0.0	13:03	0.0	0.0	-
13:04	0.0	0.0	13:04	0.0	0.0	-
13:05	0.0	0.0	13:05	0.0	0.0	-
13:06	0.0	0.0	13:06	0.0	0.0	-
13:07	0.0	0.0	13:07	0.0	0.0	-
13:08	0.0	0.0	13:08	0.0	0.0	-
13:09	0.0	0.0	13:09	0.0	0.0	-
13:10	0.0	0.0	13:10	0.0	0.0	-
13:11	0.0	0.0	13:11	0.0	0.0	-

Grand Union Bowling Alley Site
BCP #360222
150 Westchester Avenue, Port Chester
September 18, 2024

PID DATA						
Upwind			Downwind			
Time	Concentration (ppm)	15-Min Avg Concentration (ppm)	Time	Concentration (ppm)	15-Min Avg Concentration (ppm)	Exceeds VOC Alarm Limit
13:12	0.0	0.0	13:12	0.0	0.0	-
13:13	0.0	0.0	13:13	0.0	0.0	-
13:14	0.0	0.0	13:14	0.0	0.0	-
13:15	0.0	0.0	13:15	0.0	0.0	-
13:16	0.0	0.0	13:16	0.0	0.0	-
13:17	0.0	0.0	13:17	0.0	0.0	-
13:18	0.0	0.0	13:18	0.0	0.0	-
13:19	0.0	0.0	13:19	0.0	0.0	-
13:20	0.0	0.0	13:20	0.0	0.0	-
13:21	0.0	0.0	13:21	0.0	0.0	-
13:22	0.0	0.0	13:22	0.0	0.0	-
13:23	0.0	0.0	13:23	0.0	0.0	-
13:24	0.0	0.0	13:24	0.0	0.0	-
13:25	0.0	0.0	13:25	0.0	0.0	-
13:26	0.0	0.0	13:26	0.0	0.0	-
13:27	0.0	0.0	13:27	0.0	0.0	-
13:28	0.0	0.0	13:28	0.0	0.0	-
13:29	0.0	0.0	13:29	0.0	0.0	-
13:30	0.0	0.0	13:30	0.0	0.0	-
13:31	0.0	0.0	13:31	0.0	0.0	-
13:32	0.0	0.0	13:32	0.0	0.0	-
13:33	0.0	0.0	13:33	0.0	0.0	-
13:34	0.0	0.0	13:34	0.0	0.0	-
13:35	0.0	0.0	13:35	0.0	0.0	-
13:36	0.0	0.0	13:36	0.0	0.0	-
13:37	0.0	0.0	13:37	0.0	0.0	-
13:38	0.0	0.0	13:38	0.0	0.0	-
13:39	0.0	0.0	13:39	0.0	0.0	-
13:40	0.0	0.0	13:40	0.0	0.0	-
13:41	0.0	0.0	13:41	0.0	0.0	-
13:42	0.0	0.0	13:42	0.0	0.0	-
13:43	0.0	0.0	13:43	0.0	0.0	-
13:44	0.0	0.0	13:44	0.0	0.0	-
13:45	0.0	0.0	13:45	0.0	0.0	-
13:46	0.0	0.0	13:46	0.0	0.0	-
13:47	0.0	0.0	13:47	0.0	0.0	-
13:48	0.0	0.0	13:48	0.0	0.0	-
13:49	0.0	0.0	13:49	0.0	0.0	-
13:50	0.0	0.0	13:50	0.0	0.0	-
13:51	0.0	0.0	13:51	0.0	0.0	-
13:52	0.0	0.0	13:52	0.0	0.0	-
13:53	0.0	0.0	13:53	0.0	0.0	-
13:54	0.0	0.0	13:54	0.0	0.0	-
13:55	0.0	0.0	13:55	0.0	0.0	-
13:56	0.0	0.0	13:56	0.0	0.0	-
13:57	0.0	0.0	13:57	0.0	0.0	-
13:58	0.0	0.0	13:58	0.0	0.0	-
13:59	0.0	0.0	13:59	0.0	0.0	-

Grand Union Bowling Alley Site
BCP #360222
150 Westchester Avenue, Port Chester
September 18, 2024

PID DATA						
Upwind			Downwind			Exceeds VOC Alarm Limit
Time	Concentration (ppm)	15-Min Avg Concentration (ppm)	Time	Concentration (ppm)	15-Min Avg Concentration (ppm)	
14:00	0.0	0.0	14:00	0.0	0.0	-
14:01	0.0	0.0	14:01	0.0	0.0	-
14:02	0.0	0.0	14:02	0.0	0.0	-
14:03	0.0	0.0	14:03	0.0	0.0	-
14:04	0.0	0.0	14:04	0.0	0.0	-
14:05	0.0	0.0	14:05	0.0	0.0	-
14:06	0.0	0.0	14:06	0.0	0.0	-
14:07	0.0	0.0	14:07	0.0	0.0	-
14:08	0.0	0.0	14:08	0.0	0.0	-
14:09	0.0	0.0	14:09	0.0	0.0	-
14:10	0.0	0.0	14:10	0.0	0.0	-
14:11	0.0	0.0	14:11	0.0	0.0	-
14:12	0.0	0.0	14:12	0.0	0.0	-
14:13	0.0	0.0	14:13	0.0	0.0	-
14:14	0.0	0.0	14:14	0.0	0.0	-
14:15	0.0	0.0	14:15	0.0	0.0	-
14:16	0.0	0.0	14:16	0.0	0.0	-
14:17	0.0	0.0	14:17	0.0	0.0	-
14:18	0.0	0.0	14:18	0.0	0.0	-
14:19	0.0	0.0	14:19	0.0	0.0	-
14:20	0.0	0.0	14:20	0.0	0.0	-
14:21	0.0	0.0	14:21	0.0	0.0	-
14:22	0.0	0.0	14:22	0.0	0.0	-
14:23	0.0	0.0	14:23	0.0	0.0	-
14:24	0.0	0.0	14:24	0.0	0.0	-
14:25	0.0	0.0	14:25	0.0	0.0	-
14:26	0.0	0.0	14:26	0.0	0.0	-
14:27	0.0	0.0	14:27	0.0	0.0	-
14:28	0.0	0.0	14:28	0.0	0.0	-
14:29	0.0	0.0	14:29	0.0	0.0	-
14:30	0.0	0.0	14:30	0.0	0.0	-
14:31	0.0	0.0	14:31	0.0	0.0	-
14:32	0.0	0.0	14:32	0.0	0.0	-
14:33	0.0	0.0	14:33	0.0	0.0	-
14:34	0.0	0.0	14:34	0.0	0.0	-
14:35	0.0	0.0	14:35	0.0	0.0	-
14:36	0.0	0.0	14:36	0.0	0.0	-
14:37	0.0	0.0	14:37	0.0	0.0	-
14:38	0.0	0.0	14:38	0.0	0.0	-
14:39	0.0	0.0	14:39	0.0	0.0	-
14:40	0.0	0.0	14:40	0.0	0.0	-
14:41	0.0	0.0	14:41	0.0	0.0	-
14:42	0.0	0.0	14:42	0.0	0.0	-
14:43	0.0	0.0	14:43	0.0	0.0	-
14:44	0.0	0.0	14:44	0.0	0.0	-
14:45	0.0	0.0	14:45	0.0	0.0	-
14:46	0.0	0.0	14:46	0.0	0.0	-
14:47	0.0	0.0	14:47	0.0	0.0	-

Grand Union Bowling Alley Site
BCP #360222
150 Westchester Avenue, Port Chester
September 18, 2024

PID DATA						
Upwind			Downwind			
Time	Concentration (ppm)	15-Min Avg Concentration (ppm)	Time	Concentration (ppm)	15-Min Avg Concentration (ppm)	Exceeds VOC Alarm Limit
14:48	0.0	0.0	14:48	0.0	0.0	-
14:49	0.0	0.0	14:49	0.0	0.0	-
14:50	0.0	0.0	14:50	0.0	0.0	-
14:51	0.0	0.0	14:51	0.0	0.0	-
14:52	0.0	0.0	14:52	0.0	0.0	-
14:53	0.0	0.0	14:53	0.0	0.0	-
14:54	0.0	0.0	14:54	0.0	0.0	-
14:55	0.0	0.0	14:55	0.0	0.0	-
14:56	0.0	0.0	14:56	0.0	0.0	-
14:57	0.0	0.0	14:57	0.0	0.0	-
14:58	0.0	0.0	14:58	0.0	0.0	-
14:59	0.0	0.0	14:59	0.0	0.0	-
15:00	0.0	0.0	15:00	0.0	0.0	-
15:01	0.0	0.0	15:01	0.0	0.0	-
15:02	0.0	0.0	15:02	0.0	0.0	-
15:03	0.0	0.0	15:03	0.0	0.0	-
15:04	0.0	0.0	15:04	0.0	0.0	-
15:05	0.0	0.0	15:05	0.0	0.0	-
15:06	0.0	0.0	15:06	0.0	0.0	-
15:07	0.0	0.0	15:07	0.0	0.0	-
15:08	0.0	0.0	15:08	0.0	0.0	-
15:09	0.0	0.0	15:09	0.0	0.0	-
15:10	0.0	0.0	15:10	0.0	0.0	-
15:11	0.0	0.0	15:11	0.0	0.0	-
15:12	0.0	0.0	15:12	0.0	0.0	-
15:13	0.0	0.0	15:13	0.0	0.0	-
15:14	0.0	0.0	15:14	0.0	0.0	-
15:15	0.0	0.0	15:15	0.0	0.0	-
15:16	0.0	0.0	15:16	0.0	0.0	-
15:17	0.0	0.0	15:17	0.0	0.0	-
15:18	0.0	0.0	15:18	0.0	0.0	-
15:19	0.0	0.0	15:19	0.0	0.0	-
15:20	0.0	0.0	15:20	0.0	0.0	-
15:21	0.0	0.0	15:21	0.0	0.0	-
15:22	0.0	0.0	15:22	0.0	0.0	-
15:23	0.0	0.0	15:23	0.0	0.0	-
15:24	0.0	0.0	15:24	0.0	0.0	-
15:25	0.0	0.0	15:25	0.0	0.0	-
15:26	0.0	0.0	15:26	0.0	0.0	-
15:27	0.0	0.0	15:27	0.0	0.0	-
15:28	0.0	0.0	15:28	0.0	0.0	-
15:29	0.0	0.0	15:29	0.0	0.0	-
15:30	0.0	0.0	15:30	0.0	0.0	-
15:31	0.0	0.0	15:31	0.0	0.0	-
15:32	0.0	0.0	15:32	0.0	0.0	-
15:33	0.0	0.0	15:33	0.0	0.0	-
15:34	0.0	0.0	15:34	0.0	0.0	-
15:35	0.0	0.0	15:35	0.0	0.0	-

Grand Union Bowling Alley Site
BCP #360222
150 Westchester Avenue, Port Chester
September 18, 2024

PID DATA						
Upwind			Downwind			
Time	Concentration (ppm)	15-Min Avg Concentration (ppm)	Time	Concentration (ppm)	15-Min Avg Concentration (ppm)	Exceeds VOC Alarm Limit
15:36	0.0	0.0	15:36	0.0	0.0	-
15:37	0.0	0.0	15:37	0.0	0.0	-
15:38	0.0	0.0	15:38	0.0	0.0	-
15:39	0.0	0.0	15:39	0.0	0.0	-
15:40	0.0	0.0	15:40	0.0	0.0	-
15:41	0.0	0.0	15:41	0.0	0.0	-
15:42	0.0	0.0	15:42	0.0	0.0	-
15:43	0.0	0.0	15:43	0.0	0.0	-
15:44	0.0	0.0	15:44	0.0	0.0	-
15:45	0.0	0.0	15:45	0.0	0.0	-
15:46	0.0	0.0	15:46	0.0	0.0	-
15:47	0.0	0.0	15:47	0.0	0.0	-
15:48	0.0	0.0	15:48	0.0	0.0	-
15:49	0.0	0.0	15:49	0.0	0.0	-
15:50	0.0	0.0	15:50	0.0	0.0	-
15:51	0.0	0.0	15:51	0.0	0.0	-
15:52	0.0	0.0	15:52	0.0	0.0	-
15:53	0.0	0.0	15:53	0.0	0.0	-
15:54	0.0	0.0	15:54	0.0	0.0	-
15:55	0.0	0.0	15:55	0.0	0.0	-
15:56	0.0	0.0	15:56	0.0	0.0	-

SESI CONSULTING ENGINEERS

959 US-46 Floor 3, Suite 300 - Parsippany-Troy Hills, NJ

DAILY AIR MONITORING REPORT
150 Westchester Avenue
Port Chester, New York

09/19/2024

Rev. No. 0 | Page 1 of 2

Project Number: 11895A

Dust Action Level: 150 µg/m^3

VOC Action Level: 5 ppm

Weather Data Range for Work Day		Wind Direction	NNE	Relative Humidity (%)	42.0 - 71.0	Daily Rain Total (in)	0.00	Readings in the summary table and graphs below are the reported downwind concentrations.
Temperature (°F)	67.0 - 84.0	Wind Speed (MPH)	3.3 - 7.9	Barometer (inHg)	29.80 - 29.90	Avg. Dew Point Temp (°F)	58.5	

Station Location	Daily Avg. Dust Concentration (µg/m^3)	Max 15-Min Dust Concentration (µg/m^3)	Time of Max Dust Reading	Daily Avg. VOC Concentration (ppm)	Max 15-Min VOC Concentration (ppm)	Time of Max VOC Reading
Upwind	26.4	54.7	15:07	0.0	0.0	8:20
Downwind	18.6	28.6	11:48	0.0	0.0	8:21

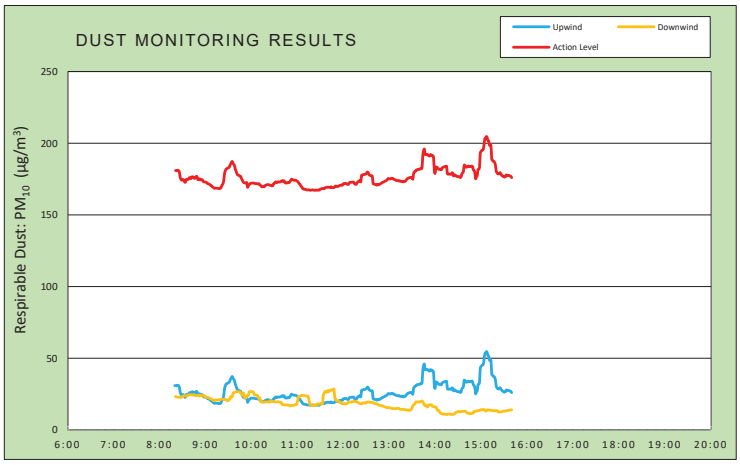

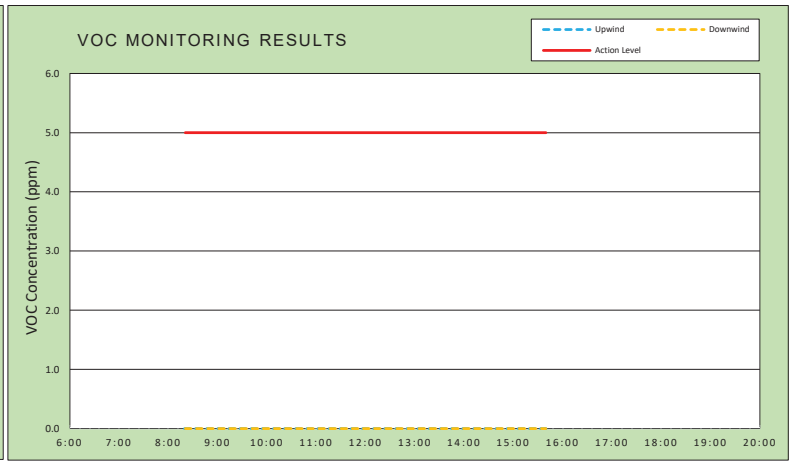

Air Monitoring Notes:

Weather Notes:

EMILCOTT
A Triumvirate Environmental Company

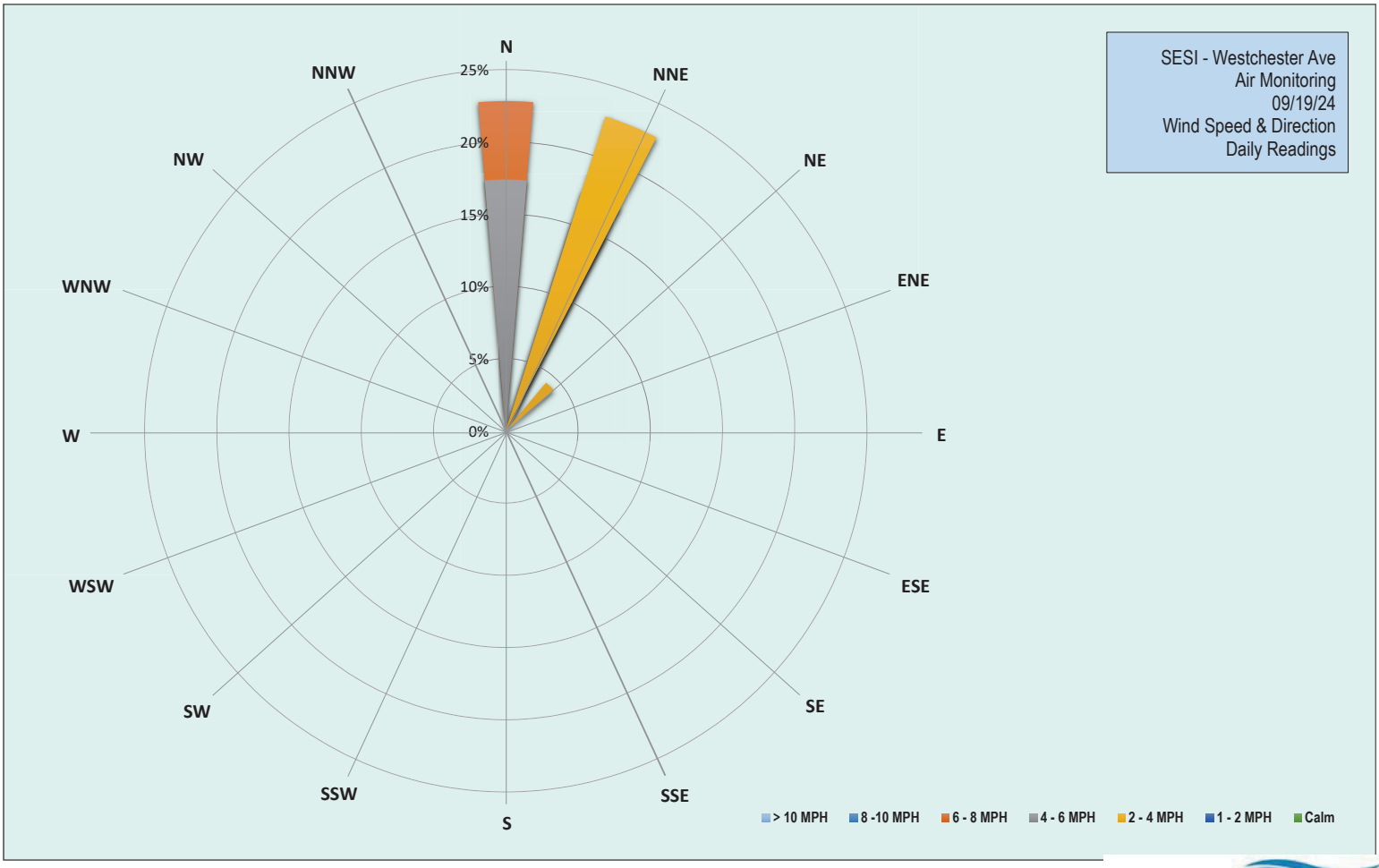

EMILCOTT
A Triumvirate Environmental Company

Grand Union Bowling Alley Site
BCP #360222
150 Westchester Avenue, Port Chester
September 19, 2024

Thursday, September 19, 2024						
Number of Instances Where Downwind Particulates Exceeds Upwind Particulate + 150 =						0
Number of Comparable Data Points =						440
Start Time:						8:05
End Time:						15:40
PARTICULATE DATA						
Upwind			Downwind			Exceeds Particulate Alarm Limit
Time	Concentration (ug/m^3)	15-Min Avg Concentration (ug/m^3)	Time	Concentration (ug/m^3)	15-Min Avg Concentration (ug/m^3)	
8:05	22.5	-	8:05	-	-	-
8:06	20.5	-	8:06	24.5	-	-
8:07	21.8	-	8:07	24.3	-	-
8:08	19.0	-	8:08	25.0	-	-
8:09	16.0	-	8:09	24.5	-	-
8:10	28.5	-	8:10	23.3	-	-
8:11	51.0	-	8:11	23.0	-	-
8:12	73.3	-	8:12	24.0	-	-
8:13	41.3	-	8:13	23.5	-	-
8:14	35.3	-	8:14	23.0	-	-
8:15	23.5	-	8:15	22.3	-	-
8:16	23.0	-	8:16	22.8	-	-
8:17	25.5	-	8:17	22.3	-	-
8:18	38.0	-	8:18	22.3	-	-
8:19	18.8	-	8:19	23.5	-	-
8:20	28.5	30.9	8:20	23.0	-	-
8:21	21.0	31.0	8:21	22.8	23.3	-
8:22	21.8	31.0	8:22	21.5	23.1	-
8:23	16.3	30.8	8:23	23.5	23.0	-
8:24	23.3	31.3	8:24	22.5	22.9	-
8:25	21.8	30.8	8:25	22.8	22.8	-
8:26	37.3	29.9	8:26	23.0	22.8	-
8:27	20.8	26.4	8:27	25.3	22.9	-
8:28	21.3	25.1	8:28	22.8	22.9	-
8:29	22.8	24.2	8:29	22.8	22.9	-
8:30	28.0	24.5	8:30	30.5	23.4	-
8:31	24.8	24.6	8:31	24.8	23.5	-
8:32	19.8	24.3	8:32	27.0	23.9	-
8:33	17.0	22.9	8:33	23.0	23.9	-
8:34	19.3	22.9	8:34	22.0	23.8	-
8:35	55.0	24.7	8:35	22.0	23.7	-
8:36	25.0	24.9	8:36	21.0	23.6	-
8:37	18.5	24.7	8:37	33.5	24.4	-
8:38	21.0	25.0	8:38	22.3	24.3	-
8:39	37.0	25.9	8:39	24.8	24.5	-
8:40	22.5	26.0	8:40	22.5	24.5	-
8:41	26.3	25.3	8:41	25.3	24.6	-
8:42	38.5	26.4	8:42	24.3	24.6	-
8:43	24.0	26.6	8:43	20.8	24.4	-
8:44	20.0	26.4	8:44	22.5	24.4	-
8:45	17.8	25.8	8:45	33.3	24.6	-

Grand Union Bowling Alley Site
BCP #360222
150 Westchester Avenue, Port Chester
September 19, 2024

PARTICULATE DATA						
Upwind			Downwind			Exceeds Particulate Alarm Limit
Time	Concentration (ug/m^3)	15-Min Avg Concentration (ug/m^3)	Time	Concentration (ug/m^3)	15-Min Avg Concentration (ug/m^3)	
8:46	20.8	25.5	8:46	22.5	24.4	-
8:47	29.3	26.1	8:47	22.0	24.1	-
8:48	27.8	26.8	8:48	22.8	24.1	-
8:49	18.5	26.8	8:49	23.0	24.2	-
8:50	24.8	24.8	8:50	21.3	24.1	-
8:51	22.0	24.6	8:51	26.3	24.5	-
8:52	28.0	25.2	8:52	22.5	23.7	-
8:53	17.8	25.0	8:53	23.5	23.8	-
8:54	29.3	24.5	8:54	27.5	24.0	-
8:55	24.3	24.6	8:55	21.0	23.9	-
8:56	25.5	24.5	8:56	28.0	24.1	-
8:57	23.0	23.5	8:57	22.3	23.9	-
8:58	17.5	23.1	8:58	20.8	23.9	-
8:59	18.5	23.0	8:59	21.3	23.9	-
9:00	17.3	22.9	9:00	20.3	23.0	-
9:01	17.8	22.7	9:01	20.3	22.8	-
9:02	24.0	22.4	9:02	20.0	22.7	-
9:03	18.8	21.8	9:03	22.3	22.7	-
9:04	16.8	21.7	9:04	19.8	22.5	-
9:05	21.0	21.4	9:05	19.3	22.3	-
9:06	18.0	21.2	9:06	19.8	21.9	-
9:07	17.0	20.4	9:07	20.3	21.7	-
9:08	17.5	20.4	9:08	20.0	21.5	-
9:09	18.8	19.7	9:09	20.0	21.0	-
9:10	18.5	19.3	9:10	20.5	21.0	-
9:11	17.5	18.8	9:11	20.0	20.4	-
9:12	19.5	18.6	9:12	27.3	20.8	-
9:13	19.5	18.7	9:13	20.3	20.7	-
9:14	18.5	18.7	9:14	25.8	21.0	-
9:15	16.8	18.7	9:15	18.8	20.9	-
9:16	17.3	18.6	9:16	20.5	21.0	-
9:17	20.0	18.4	9:17	21.5	21.1	-
9:18	19.5	18.4	9:18	21.0	21.0	-
9:19	20.8	18.7	9:19	22.8	21.2	-
9:20	20.3	18.6	9:20	21.3	21.3	-
9:21	37.0	19.9	9:21	22.8	21.5	-
9:22	33.3	21.0	9:22	20.0	21.5	-
9:23	30.8	21.9	9:23	19.8	21.5	-
9:24	54.5	24.2	9:24	19.3	21.4	-
9:25	87.3	28.8	9:25	19.5	21.4	-
9:26	46.0	30.7	9:26	19.5	21.3	-
9:27	38.5	32.0	9:27	20.3	20.9	-
9:28	24.0	32.3	9:28	20.5	20.9	-
9:29	23.0	32.6	9:29	19.5	20.5	-
9:30	20.5	32.8	9:30	20.5	20.6	-
9:31	22.5	33.2	9:31	32.8	21.4	-
9:32	40.8	34.6	9:32	25.0	21.6	-
9:33	33.0	35.5	9:33	46.3	23.3	-

Grand Union Bowling Alley Site
BCP #360222
150 Westchester Avenue, Port Chester
September 19, 2024

PARTICULATE DATA						
Upwind			Downwind			Exceeds Particulate Alarm Limit
Time	Concentration (ug/m^3)	15-Min Avg Concentration (ug/m^3)	Time	Concentration (ug/m^3)	15-Min Avg Concentration (ug/m^3)	
9:34	37.3	36.6	9:34	18.3	23.0	-
9:35	31.5	37.3	9:35	22.0	23.1	-
9:36	19.8	36.2	9:36	62.0	25.7	-
9:37	20.8	35.3	9:37	23.0	25.9	-
9:38	16.5	34.4	9:38	24.0	26.2	-
9:39	19.5	32.1	9:39	24.5	26.5	-
9:40	66.8	30.7	9:40	21.0	26.6	-
9:41	21.0	29.0	9:41	20.8	26.7	-
9:42	23.5	28.0	9:42	20.5	26.7	-
9:43	20.5	27.8	9:43	20.3	26.7	-
9:44	17.8	27.4	9:44	20.0	26.7	-
9:45	15.3	27.1	9:45	19.8	26.7	-
9:46	21.0	27.0	9:46	18.3	25.7	-
9:47	18.0	25.5	9:47	22.3	25.5	-
9:48	18.8	24.5	9:48	27.3	24.3	-
9:49	20.5	23.4	9:49	41.3	25.8	-
9:50	20.0	22.6	9:50	18.8	25.6	-
9:51	16.0	22.4	9:51	18.8	22.7	-
9:52	19.3	22.3	9:52	20.0	22.5	-
9:53	18.8	22.4	9:53	20.8	22.3	-
9:54	21.5	22.6	9:54	39.5	23.3	-
9:55	18.0	19.3	9:55	29.3	23.8	-
9:56	33.8	20.2	9:56	22.8	24.0	-
9:57	35.8	21.0	9:57	55.3	26.3	-
9:58	28.3	21.5	9:58	28.0	26.8	-
9:59	25.8	22.0	9:59	19.8	26.8	-
10:00	18.0	22.2	10:00	19.3	26.7	-
10:01	19.5	22.1	10:01	19.8	26.8	-
10:02	19.8	22.2	10:02	18.3	26.6	-
10:03	18.0	22.2	10:03	18.5	26.0	-
10:04	18.3	22.0	10:04	18.3	24.5	-
10:05	17.5	21.9	10:05	18.0	24.4	-
10:06	16.5	21.9	10:06	19.3	24.4	-
10:07	17.3	21.8	10:07	18.0	24.3	-
10:08	18.0	21.7	10:08	17.8	24.1	-
10:09	20.3	21.6	10:09	18.0	22.7	-
10:10	20.8	21.8	10:10	20.0	22.1	-
10:11	22.3	21.1	10:11	27.3	22.4	-
10:12	30.3	20.7	10:12	20.3	20.0	-
10:13	17.3	20.0	10:13	20.0	19.5	-
10:14	20.3	19.6	10:14	22.3	19.7	-
10:15	21.3	19.8	10:15	18.0	19.6	-
10:16	18.0	19.7	10:16	18.3	19.5	-
10:17	18.5	19.6	10:17	19.0	19.5	-
10:18	31.3	20.5	10:18	18.0	19.5	-
10:19	22.0	20.8	10:19	18.5	19.5	-
10:20	21.5	21.0	10:20	18.3	19.5	-
10:21	18.0	21.1	10:21	19.0	19.5	-

Grand Union Bowling Alley Site
BCP #360222
150 Westchester Avenue, Port Chester
September 19, 2024

PARTICULATE DATA						
Upwind			Downwind			Exceeds Particulate Alarm Limit
Time	Concentration (ug/m^3)	15-Min Avg Concentration (ug/m^3)	Time	Concentration (ug/m^3)	15-Min Avg Concentration (ug/m^3)	
10:22	16.8	21.1	10:22	19.0	19.6	-
10:23	16.8	21.0	10:23	17.8	19.6	-
10:24	17.8	20.8	10:24	17.5	19.5	-
10:25	19.5	20.8	10:25	36.5	20.6	-
10:26	16.0	20.3	10:26	20.5	20.2	-
10:27	30.5	20.4	10:27	17.3	20.0	-
10:28	17.3	20.4	10:28	17.8	19.8	-
10:29	41.3	21.8	10:29	19.0	19.6	-
10:30	22.3	21.8	10:30	18.3	19.6	-
10:31	30.3	22.6	10:31	17.3	19.6	-
10:32	25.3	23.1	10:32	19.3	19.6	-
10:33	22.5	22.5	10:33	17.3	19.5	-
10:34	29.5	23.0	10:34	20.5	19.7	-
10:35	21.0	23.0	10:35	18.3	19.7	-
10:36	17.5	22.9	10:36	18.3	19.6	-
10:37	16.8	22.9	10:37	16.3	19.4	-
10:38	19.3	23.1	10:38	16.0	19.3	-
10:39	24.8	23.6	10:39	15.8	19.2	-
10:40	19.8	23.6	10:40	17.0	17.9	-
10:41	22.3	24.0	10:41	16.8	17.7	-
10:42	18.8	23.2	10:42	17.3	17.7	-
10:43	25.0	23.7	10:43	16.5	17.6	-
10:44	21.8	22.4	10:44	17.8	17.5	-
10:45	22.0	22.4	10:45	17.0	17.4	-
10:46	26.8	22.2	10:46	17.3	17.4	-
10:47	29.8	22.5	10:47	18.8	17.4	-
10:48	24.8	22.6	10:48	17.0	17.4	-
10:49	25.8	22.4	10:49	16.5	17.1	-
10:50	31.0	23.1	10:50	17.5	17.0	-
10:51	25.3	23.6	10:51	16.5	16.9	-
10:52	33.8	24.7	10:52	16.3	16.9	-
10:53	21.5	24.9	10:53	18.3	17.1	-
10:54	20.0	24.5	10:54	17.0	17.2	-
10:55	18.3	24.4	10:55	17.5	17.2	-
10:56	17.0	24.1	10:56	19.5	17.4	-
10:57	21.8	24.3	10:57	20.0	17.6	-
10:58	23.0	24.2	10:58	17.8	17.6	-
10:59	18.0	23.9	10:59	20.0	17.8	-
11:00	15.3	23.5	11:00	40.3	19.3	-
11:01	20.5	23.0	11:01	60.0	22.2	-
11:02	17.5	22.2	11:02	38.8	23.5	-
11:03	15.8	21.6	11:03	18.5	23.6	-
11:04	15.0	20.9	11:04	19.0	23.8	-
11:05	16.3	19.9	11:05	19.5	23.9	-
11:06	19.0	19.5	11:06	19.8	24.1	-
11:07	16.8	18.4	11:07	16.0	24.1	-
11:08	18.8	18.2	11:08	17.3	24.1	-
11:09	15.8	17.9	11:09	16.0	24.0	-

Grand Union Bowling Alley Site
BCP #360222
150 Westchester Avenue, Port Chester
September 19, 2024

PARTICULATE DATA						
Upwind			Downwind			Exceeds Particulate Alarm Limit
Time	Concentration (ug/m^3)	15-Min Avg Concentration (ug/m^3)	Time	Concentration (ug/m^3)	15-Min Avg Concentration (ug/m^3)	
11:10	17.0	17.8	11:10	15.5	23.9	-
11:11	17.8	17.9	11:11	19.3	23.8	-
11:12	17.0	17.6	11:12	18.8	23.8	-
11:13	20.5	17.4	11:13	15.5	23.6	-
11:14	19.0	17.5	11:14	16.5	23.4	-
11:15	16.8	17.6	11:15	17.3	21.8	-
11:16	16.5	17.3	11:16	17.0	19.0	-
11:17	16.5	17.2	11:17	16.3	17.5	-
11:18	16.5	17.3	11:18	16.8	17.4	-
11:19	16.5	17.4	11:19	17.3	17.2	-
11:20	18.8	17.5	11:20	16.3	17.0	-
11:21	16.5	17.4	11:21	16.8	16.8	-
11:22	15.5	17.3	11:22	18.3	17.0	-
11:23	16.8	17.2	11:23	24.0	17.4	-
11:24	18.3	17.3	11:24	17.3	17.5	-
11:25	16.3	17.3	11:25	17.5	17.6	-
11:26	16.8	17.2	11:26	28.3	18.2	-
11:27	19.5	17.4	11:27	15.5	18.0	-
11:28	19.5	17.3	11:28	17.0	18.1	-
11:29	19.0	17.3	11:29	15.5	18.1	-
11:30	27.5	18.0	11:30	21.0	18.3	-
11:31	19.3	18.2	11:31	17.3	18.3	-
11:32	18.3	18.3	11:32	16.5	18.3	-
11:33	18.3	18.4	11:33	16.3	18.3	-
11:34	16.5	18.4	11:34	113.3	24.7	-
11:35	15.5	18.2	11:35	26.8	25.4	-
11:36	26.5	18.9	11:36	36.0	26.7	-
11:37	17.0	19.0	11:37	21.5	26.9	-
11:38	20.0	19.2	11:38	17.8	26.5	-
11:39	19.3	19.3	11:39	16.5	26.4	-
11:40	17.0	19.3	11:40	34.3	27.6	-
11:41	16.5	19.3	11:41	17.8	26.9	-
11:42	18.3	19.2	11:42	18.3	27.0	-
11:43	18.0	19.1	11:43	27.3	27.7	-
11:44	26.5	19.6	11:44	19.5	28.0	-
11:45	20.3	19.1	11:45	18.5	27.8	-
11:46	18.5	19.1	11:46	19.0	27.9	-
11:47	18.3	19.1	11:47	20.0	28.2	-
11:48	18.3	19.1	11:48	23.3	28.6	-
11:49	23.0	19.5	11:49	17.3	22.2	-
11:50	26.0	20.2	11:50	19.3	21.7	-
11:51	21.3	19.9	11:51	17.8	20.5	-
11:52	18.5	20.0	11:52	17.5	20.3	-
11:53	17.8	19.8	11:53	18.5	20.3	-
11:54	23.5	20.1	11:54	17.5	20.4	-
11:55	22.3	20.5	11:55	17.3	19.2	-
11:56	19.8	20.7	11:56	16.8	19.2	-
11:57	19.3	20.7	11:57	16.8	19.1	-

Grand Union Bowling Alley Site
BCP #360222
150 Westchester Avenue, Port Chester
September 19, 2024

PARTICULATE DATA						
Upwind			Downwind			Exceeds Particulate Alarm Limit
Time	Concentration (ug/m^3)	15-Min Avg Concentration (ug/m^3)	Time	Concentration (ug/m^3)	15-Min Avg Concentration (ug/m^3)	
11:58	19.8	20.9	11:58	17.8	18.4	-
11:59	23.5	20.7	11:59	17.5	18.3	-
12:00	35.0	21.6	12:00	16.8	18.2	-
12:01	22.8	21.9	12:01	21.5	18.4	-
12:02	18.3	21.9	12:02	19.5	18.3	-
12:03	18.0	21.9	12:03	19.8	18.1	-
12:04	24.8	22.0	12:04	19.8	18.3	-
12:05	18.5	21.5	12:05	24.0	18.6	-
12:06	17.3	21.3	12:06	24.3	19.0	-
12:07	21.0	21.4	12:07	21.0	19.2	-
12:08	32.0	22.4	12:08	20.3	19.4	-
12:09	29.8	22.8	12:09	19.8	19.5	-
12:10	22.0	22.8	12:10	17.3	19.5	-
12:11	20.5	22.8	12:11	17.5	19.6	-
12:12	19.8	22.9	12:12	17.5	19.6	-
12:13	21.3	23.0	12:13	18.8	19.7	-
12:14	20.0	22.7	12:14	22.3	20.0	-
12:15	18.8	21.6	12:15	17.8	20.1	-
12:16	18.5	21.4	12:16	17.5	19.8	-
12:17	18.5	21.4	12:17	17.5	19.7	-
12:18	29.8	22.2	12:18	17.8	19.5	-
12:19	37.8	23.0	12:19	17.5	19.4	-
12:20	24.5	23.4	12:20	18.5	19.0	-
12:21	23.3	23.8	12:21	19.3	18.7	-
12:22	20.0	23.8	12:22	17.3	18.4	-
12:23	22.8	23.1	12:23	19.3	18.4	-
12:24	97.5	27.7	12:24	17.8	18.2	-
12:25	26.0	27.9	12:25	24.0	18.7	-
12:26	22.5	28.1	12:26	22.0	19.0	-
12:27	22.0	28.2	12:27	17.8	19.0	-
12:28	21.5	28.2	12:28	17.5	18.9	-
12:29	23.0	28.4	12:29	18.3	18.6	-
12:30	22.8	28.7	12:30	23.3	19.0	-
12:31	32.5	29.6	12:31	23.0	19.4	-
12:32	22.3	29.9	12:32	19.5	19.5	-
12:33	18.5	29.1	12:33	17.3	19.5	-
12:34	20.0	27.9	12:34	17.5	19.5	-
12:35	19.8	27.6	12:35	16.3	19.3	-
12:36	19.3	27.4	12:36	16.3	19.1	-
12:37	20.0	27.4	12:37	19.5	19.3	-
12:38	20.5	27.2	12:38	17.5	19.2	-
12:39	18.8	22.0	12:39	17.5	19.1	-
12:40	19.8	21.5	12:40	17.5	18.7	-
12:41	20.3	21.4	12:41	18.3	18.5	-
12:42	18.8	21.2	12:42	16.8	18.4	-
12:43	19.0	21.0	12:43	16.5	18.3	-
12:44	19.8	20.8	12:44	16.8	18.2	-
12:45	31.8	21.4	12:45	17.5	17.8	-

Grand Union Bowling Alley Site
BCP #360222
150 Westchester Avenue, Port Chester
September 19, 2024

PARTICULATE DATA						
Upwind			Downwind			Exceeds Particulate Alarm Limit
Time	Concentration (ug/m^3)	15-Min Avg Concentration (ug/m^3)	Time	Concentration (ug/m^3)	15-Min Avg Concentration (ug/m^3)	
12:46	27.0	21.0	12:46	18.0	17.5	-
12:47	24.3	21.2	12:47	15.5	17.2	-
12:48	25.3	21.6	12:48	14.8	17.1	-
12:49	24.8	21.9	12:49	16.8	17.0	-
12:50	22.3	22.1	12:50	16.3	17.0	-
12:51	28.5	22.7	12:51	14.8	16.9	-
12:52	21.0	22.8	12:52	14.3	16.6	-
12:53	23.8	23.0	12:53	14.8	16.4	-
12:54	24.8	23.4	12:54	14.0	16.2	-
12:55	24.3	23.7	12:55	15.5	16.0	-
12:56	21.8	23.8	12:56	14.3	15.8	-
12:57	27.3	24.4	12:57	14.8	15.6	-
12:58	27.5	24.9	12:58	14.5	15.5	-
12:59	28.0	25.5	12:59	18.8	15.6	-
13:00	26.3	25.1	13:00	15.5	15.5	-
13:01	27.0	25.1	13:01	16.0	15.4	-
13:02	25.8	25.2	13:02	13.5	15.2	-
13:03	30.8	25.6	13:03	13.8	15.2	-
13:04	22.5	25.4	13:04	13.5	14.9	-
13:05	22.3	25.4	13:05	14.5	14.8	-
13:06	19.5	24.8	13:06	16.3	14.9	-
13:07	19.3	24.7	13:07	14.0	14.9	-
13:08	20.0	24.5	13:08	14.3	14.9	-
13:09	20.8	24.2	13:09	13.5	14.8	-
13:10	20.8	24.0	13:10	18.3	15.0	-
13:11	22.0	24.0	13:11	15.3	15.1	-
13:12	27.5	24.0	13:12	13.8	15.0	-
13:13	21.3	23.6	13:13	13.0	14.9	-
13:14	31.3	23.8	13:14	13.0	14.5	-
13:15	21.5	23.5	13:15	11.8	14.3	-
13:16	26.0	23.4	13:16	15.0	14.2	-
13:17	27.8	23.5	13:17	15.5	14.4	-
13:18	23.0	23.0	13:18	14.3	14.4	-
13:19	25.8	23.2	13:19	13.3	14.4	-
13:20	24.3	23.4	13:20	14.0	14.3	-
13:21	20.3	23.4	13:21	12.3	14.1	-
13:22	30.5	24.2	13:22	12.8	14.0	-
13:23	29.8	24.8	13:23	13.8	14.0	-
13:24	29.8	25.4	13:24	14.0	14.0	-
13:25	23.0	25.6	13:25	14.0	13.7	-
13:26	27.0	25.9	13:26	16.5	13.8	-
13:27	29.5	26.0	13:27	12.5	13.7	-
13:28	23.5	26.2	13:28	13.8	13.8	-
13:29	28.3	26.0	13:29	25.3	14.6	-
13:30	16.0	25.6	13:30	25.8	15.5	-
13:31	16.5	25.0	13:31	35.0	16.8	-
13:32	92.3	29.3	13:32	24.3	17.4	-
13:33	31.0	29.8	13:33	22.8	18.0	-

Grand Union Bowling Alley Site
BCP #360222
150 Westchester Avenue, Port Chester
September 19, 2024

PARTICULATE DATA						
Upwind			Downwind			Exceeds Particulate Alarm Limit
Time	Concentration (ug/m^3)	15-Min Avg Concentration (ug/m^3)	Time	Concentration (ug/m^3)	15-Min Avg Concentration (ug/m^3)	
13:34	37.8	30.6	13:34	25.5	18.8	-
13:35	25.8	30.7	13:35	25.8	19.6	-
13:36	32.5	31.5	13:36	13.3	19.7	-
13:37	29.0	31.4	13:37	12.0	19.6	-
13:38	34.8	31.8	13:38	12.3	19.5	-
13:39	30.3	31.8	13:39	12.8	19.4	-
13:40	25.3	32.0	13:40	15.3	19.5	-
13:41	32.8	32.3	13:41	22.0	19.9	-
13:42	25.8	32.1	13:42	13.3	19.9	-
13:43	39.0	33.1	13:43	19.3	20.3	-
13:44	160.0	41.9	13:44	12.5	19.4	-
13:45	61.5	44.9	13:45	14.0	18.7	-
13:46	31.5	45.9	13:46	14.0	17.3	-
13:47	35.3	42.1	13:47	19.5	16.9	-
13:48	32.8	42.3	13:48	31.3	17.5	-
13:49	36.5	42.2	13:49	13.3	16.7	-
13:50	26.8	42.2	13:50	14.0	15.9	-
13:51	23.5	41.6	13:51	26.8	16.8	-
13:52	22.5	41.2	13:52	20.5	17.4	-
13:53	32.3	41.0	13:53	14.0	17.5	-
13:54	46.3	42.1	13:54	15.3	17.7	-
13:55	20.8	41.8	13:55	13.0	17.5	-
13:56	24.8	41.3	13:56	12.0	16.8	-
13:57	26.3	41.3	13:57	10.8	16.7	-
13:58	22.5	40.2	13:58	12.0	16.2	-
13:59	22.0	31.0	13:59	12.8	16.2	-
14:00	29.5	28.9	14:00	11.5	16.0	-
14:01	98.5	33.3	14:01	11.3	15.9	-
14:02	36.8	33.4	14:02	10.8	15.3	-
14:03	25.5	33.0	14:03	9.8	13.8	-
14:04	23.3	32.1	14:04	10.3	13.6	-
14:05	23.5	31.9	14:05	11.5	13.5	-
14:06	23.8	31.9	14:06	10.5	12.4	-
14:07	24.0	32.0	14:07	11.5	11.8	-
14:08	23.8	31.4	14:08	11.0	11.6	-
14:09	63.3	32.5	14:09	9.8	11.2	-
14:10	29.8	33.1	14:10	10.8	11.1	-
14:11	28.3	33.4	14:11	13.5	11.2	-
14:12	30.3	33.6	14:12	10.3	11.1	-
14:13	25.3	33.8	14:13	11.0	11.1	-
14:14	23.0	33.9	14:14	10.0	10.9	-
14:15	31.3	34.0	14:15	10.5	10.8	-
14:16	21.3	28.9	14:16	10.3	10.8	-
14:17	30.5	28.4	14:17	15.0	11.0	-
14:18	25.8	28.5	14:18	11.5	11.2	-
14:19	23.8	28.5	14:19	9.3	11.1	-
14:20	22.5	28.4	14:20	9.0	10.9	-
14:21	21.8	28.3	14:21	10.0	10.9	-

Grand Union Bowling Alley Site
BCP #360222
150 Westchester Avenue, Port Chester
September 19, 2024

PARTICULATE DATA						
Upwind			Downwind			Exceeds Particulate Alarm Limit
Time	Concentration (ug/m^3)	15-Min Avg Concentration (ug/m^3)	Time	Concentration (ug/m^3)	15-Min Avg Concentration (ug/m^3)	
14:22	39.0	29.3	14:22	10.3	10.8	-
14:23	22.5	29.2	14:23	11.8	10.9	-
14:24	33.8	27.2	14:24	10.8	10.9	-
14:25	38.3	27.8	14:25	14.0	11.1	-
14:26	30.3	27.9	14:26	21.0	11.6	-
14:27	22.3	27.4	14:27	18.5	12.2	-
14:28	19.5	27.0	14:28	13.3	12.3	-
14:29	19.8	26.8	14:29	11.8	12.5	-
14:30	26.8	26.5	14:30	16.8	12.9	-
14:31	26.0	26.8	14:31	10.5	12.9	-
14:32	25.5	26.5	14:32	12.3	12.7	-
14:33	20.3	26.1	14:33	10.5	12.6	-
14:34	30.0	26.5	14:34	11.0	12.8	-
14:35	54.8	28.7	14:35	11.5	12.9	-
14:36	32.8	29.4	14:36	10.0	12.9	-
14:37	49.8	30.1	14:37	11.5	13.0	-
14:38	92.0	34.8	14:38	12.0	13.0	-
14:39	28.3	34.4	14:39	12.3	13.1	-
14:40	25.3	33.5	14:40	11.5	13.0	-
14:41	26.5	33.3	14:41	13.0	12.4	-
14:42	26.0	33.5	14:42	10.3	11.9	-
14:43	26.8	34.0	14:43	11.0	11.7	-
14:44	19.5	34.0	14:44	11.3	11.7	-
14:45	20.8	33.6	14:45	10.8	11.3	-
14:46	30.3	33.9	14:46	11.8	11.4	-
14:47	24.8	33.8	14:47	11.8	11.3	-
14:48	24.5	34.1	14:48	14.3	11.6	-
14:49	22.0	33.6	14:49	13.3	11.7	-
14:50	22.5	31.4	14:50	13.3	11.9	-
14:51	26.0	31.0	14:51	26.3	12.9	-
14:52	24.0	29.3	14:52	12.5	13.0	-
14:53	30.0	25.1	14:53	14.3	13.2	-
14:54	58.5	27.2	14:54	13.0	13.2	-
14:55	26.8	27.3	14:55	12.3	13.3	-
14:56	91.5	31.6	14:56	16.3	13.5	-
14:57	31.5	32.0	14:57	12.3	13.6	-
14:58	42.0	33.0	14:58	12.0	13.7	-
14:59	172.5	43.2	14:59	13.0	13.8	-
15:00	37.8	44.3	15:00	15.5	14.1	-
15:01	40.5	45.0	15:01	13.0	14.2	-
15:02	27.8	45.2	15:02	12.8	14.3	-
15:03	35.0	45.9	15:03	12.3	14.1	-
15:04	71.5	49.2	15:04	13.3	14.1	-
15:05	82.5	53.2	15:05	12.3	14.1	-
15:06	32.5	53.6	15:06	12.5	13.1	-
15:07	40.3	54.7	15:07	16.0	13.4	-
15:08	20.0	54.0	15:08	23.5	14.0	-
15:09	25.8	51.9	15:09	13.8	14.0	-

Grand Union Bowling Alley Site
BCP #360222
150 Westchester Avenue, Port Chester
September 19, 2024

PARTICULATE DATA						
Upwind			Downwind			Exceeds Particulate Alarm Limit
Time	Concentration (ug/m^3)	15-Min Avg Concentration (ug/m^3)	Time	Concentration (ug/m^3)	15-Min Avg Concentration (ug/m^3)	
15:10	23.8	51.7	15:10	12.3	14.0	-
15:11	47.0	48.7	15:11	12.0	13.8	-
15:12	35.5	49.0	15:12	12.3	13.8	-
15:13	35.8	48.5	15:13	11.8	13.7	-
15:14	26.0	38.8	15:14	12.0	13.7	-
15:15	29.5	38.2	15:15	11.5	13.4	-
15:16	27.3	37.3	15:16	12.8	13.4	-
15:17	26.5	37.3	15:17	14.5	13.5	-
15:18	22.0	36.4	15:18	12.3	13.5	-
15:19	36.8	34.1	15:19	11.3	13.4	-
15:20	24.0	30.2	15:20	11.8	13.3	-
15:21	22.3	29.5	15:21	14.0	13.4	-
15:22	26.3	28.6	15:22	12.3	13.2	-
15:23	24.3	28.8	15:23	12.5	12.5	-
15:24	24.0	28.7	15:24	13.8	12.5	-
15:25	36.0	29.5	15:25	12.5	12.5	-
15:26	28.0	28.3	15:26	14.0	12.6	-
15:27	29.0	27.8	15:27	14.3	12.7	-
15:28	24.0	27.1	15:28	13.3	12.8	-
15:29	24.8	27.0	15:29	14.8	13.0	-
15:30	22.3	26.5	15:30	13.3	13.1	-
15:31	26.5	26.4	15:31	13.3	13.2	-
15:32	33.0	26.9	15:32	15.0	13.2	-
15:33	38.5	28.0	15:33	14.3	13.3	-
15:34	27.5	27.4	15:34	14.0	13.5	-
15:35	27.3	27.6	15:35	14.0	13.7	-
15:36	23.0	27.6	15:36	14.8	13.7	-
15:37	22.3	27.4	15:37	13.5	13.8	-
15:38	21.0	27.1	15:38	14.3	13.9	-
15:39	21.0	26.9	15:39	14.0	13.9	-
15:40	22.3	26.0	15:40	14.8	14.1	-

Grand Union Bowling Alley Site
BCP #360222
150 Westchester Avenue, Port Chester
September 19, 2024

Thursday, September 19, 2024						
					Number of Instances Where Downwind VOCs Exceeds Upwind VOCs + 5 =	0
					Number of Comparable Data Points =	440
					Start Time:	8:05
					End Time:	15:40
PID DATA						
Upwind			Downwind			
Time	Concentration (ppm)	15-Min Avg Concentration (ppm)	Time	Concentration (ppm)	15-Min Avg Concentration (ppm)	Exceeds VOC Alarm Limit
8:05	0.0	-	8:05	-	-	-
8:06	0.0	-	8:06	0.0	-	-
8:07	0.0	-	8:07	0.0	-	-
8:08	0.0	-	8:08	0.0	-	-
8:09	0.0	-	8:09	0.0	-	-
8:10	0.0	-	8:10	0.0	-	-
8:11	0.0	-	8:11	0.0	-	-
8:12	0.0	-	8:12	0.0	-	-
8:13	0.0	-	8:13	0.0	-	-
8:14	0.0	-	8:14	0.0	-	-
8:15	0.0	-	8:15	0.0	-	-
8:16	0.0	-	8:16	0.0	-	-
8:17	0.0	-	8:17	0.0	-	-
8:18	0.0	-	8:18	0.0	-	-
8:19	0.0	-	8:19	0.0	-	-
8:20	0.0	0.0	8:20	0.0	-	-
8:21	0.0	0.0	8:21	0.0	0.0	-
8:22	0.0	0.0	8:22	0.0	0.0	-
8:23	0.0	0.0	8:23	0.0	0.0	-
8:24	0.0	0.0	8:24	0.0	0.0	-
8:25	0.0	0.0	8:25	0.0	0.0	-
8:26	0.0	0.0	8:26	0.0	0.0	-
8:27	0.0	0.0	8:27	0.0	0.0	-
8:28	0.0	0.0	8:28	0.0	0.0	-
8:29	0.0	0.0	8:29	0.0	0.0	-
8:30	0.0	0.0	8:30	0.0	0.0	-
8:31	0.0	0.0	8:31	0.0	0.0	-
8:32	0.0	0.0	8:32	0.0	0.0	-
8:33	0.0	0.0	8:33	0.0	0.0	-
8:34	0.0	0.0	8:34	0.0	0.0	-
8:35	0.0	0.0	8:35	0.0	0.0	-
8:36	0.0	0.0	8:36	0.0	0.0	-
8:37	0.0	0.0	8:37	0.0	0.0	-
8:38	0.0	0.0	8:38	0.0	0.0	-
8:39	0.0	0.0	8:39	0.0	0.0	-
8:40	0.0	0.0	8:40	0.0	0.0	-
8:41	0.0	0.0	8:41	0.0	0.0	-
8:42	0.0	0.0	8:42	0.0	0.0	-
8:43	0.0	0.0	8:43	0.0	0.0	-
8:44	0.0	0.0	8:44	0.0	0.0	-
8:45	0.0	0.0	8:45	0.0	0.0	-
8:46	0.0	0.0	8:46	0.0	0.0	-

Grand Union Bowling Alley Site
BCP #360222
150 Westchester Avenue, Port Chester
September 19, 2024

PID DATA						
Upwind			Downwind			
Time	Concentration (ppm)	15-Min Avg Concentration (ppm)	Time	Concentration (ppm)	15-Min Avg Concentration (ppm)	Exceeds VOC Alarm Limit
8:47	0.0	0.0	8:47	0.0	0.0	-
8:48	0.0	0.0	8:48	0.0	0.0	-
8:49	0.0	0.0	8:49	0.0	0.0	-
8:50	0.0	0.0	8:50	0.0	0.0	-
8:51	0.0	0.0	8:51	0.0	0.0	-
8:52	0.0	0.0	8:52	0.0	0.0	-
8:53	0.0	0.0	8:53	0.0	0.0	-
8:54	0.0	0.0	8:54	0.0	0.0	-
8:55	0.0	0.0	8:55	0.0	0.0	-
8:56	0.0	0.0	8:56	0.0	0.0	-
8:57	0.0	0.0	8:57	0.0	0.0	-
8:58	0.0	0.0	8:58	0.0	0.0	-
8:59	0.0	0.0	8:59	0.0	0.0	-
9:00	0.0	0.0	9:00	0.0	0.0	-
9:01	0.0	0.0	9:01	0.0	0.0	-
9:02	0.0	0.0	9:02	0.0	0.0	-
9:03	0.0	0.0	9:03	0.0	0.0	-
9:04	0.0	0.0	9:04	0.0	0.0	-
9:05	0.0	0.0	9:05	0.0	0.0	-
9:06	0.0	0.0	9:06	0.0	0.0	-
9:07	0.0	0.0	9:07	0.0	0.0	-
9:08	0.0	0.0	9:08	0.0	0.0	-
9:09	0.0	0.0	9:09	0.0	0.0	-
9:10	0.0	0.0	9:10	0.0	0.0	-
9:11	0.0	0.0	9:11	0.0	0.0	-
9:12	0.0	0.0	9:12	0.0	0.0	-
9:13	0.0	0.0	9:13	0.0	0.0	-
9:14	0.0	0.0	9:14	0.0	0.0	-
9:15	0.0	0.0	9:15	0.0	0.0	-
9:16	0.0	0.0	9:16	0.0	0.0	-
9:17	0.0	0.0	9:17	0.0	0.0	-
9:18	0.0	0.0	9:18	0.0	0.0	-
9:19	0.0	0.0	9:19	0.0	0.0	-
9:20	0.0	0.0	9:20	0.0	0.0	-
9:21	0.0	0.0	9:21	0.0	0.0	-
9:22	0.0	0.0	9:22	0.0	0.0	-
9:23	0.0	0.0	9:23	0.0	0.0	-
9:24	0.0	0.0	9:24	0.0	0.0	-
9:25	0.0	0.0	9:25	0.0	0.0	-
9:26	0.0	0.0	9:26	0.0	0.0	-
9:27	0.0	0.0	9:27	0.0	0.0	-
9:28	0.0	0.0	9:28	0.0	0.0	-
9:29	0.0	0.0	9:29	0.0	0.0	-
9:30	0.0	0.0	9:30	0.0	0.0	-
9:31	0.0	0.0	9:31	0.0	0.0	-
9:32	0.0	0.0	9:32	0.0	0.0	-
9:33	0.0	0.0	9:33	0.0	0.0	-
9:34	0.0	0.0	9:34	0.0	0.0	-

Grand Union Bowling Alley Site
BCP #360222
150 Westchester Avenue, Port Chester
September 19, 2024

PID DATA						
Upwind			Downwind			
Time	Concentration (ppm)	15-Min Avg Concentration (ppm)	Time	Concentration (ppm)	15-Min Avg Concentration (ppm)	Exceeds VOC Alarm Limit
9:35	0.0	0.0	9:35	0.0	0.0	-
9:36	0.0	0.0	9:36	0.0	0.0	-
9:37	0.0	0.0	9:37	0.0	0.0	-
9:38	0.0	0.0	9:38	0.0	0.0	-
9:39	0.0	0.0	9:39	0.0	0.0	-
9:40	0.0	0.0	9:40	0.0	0.0	-
9:41	0.0	0.0	9:41	0.0	0.0	-
9:42	0.0	0.0	9:42	0.0	0.0	-
9:43	0.0	0.0	9:43	0.0	0.0	-
9:44	0.0	0.0	9:44	0.0	0.0	-
9:45	0.0	0.0	9:45	0.0	0.0	-
9:46	0.0	0.0	9:46	0.0	0.0	-
9:47	0.0	0.0	9:47	0.0	0.0	-
9:48	0.0	0.0	9:48	0.0	0.0	-
9:49	0.0	0.0	9:49	0.0	0.0	-
9:50	0.0	0.0	9:50	0.0	0.0	-
9:51	0.0	0.0	9:51	0.0	0.0	-
9:52	0.0	0.0	9:52	0.0	0.0	-
9:53	0.0	0.0	9:53	0.0	0.0	-
9:54	0.0	0.0	9:54	0.0	0.0	-
9:55	0.0	0.0	9:55	0.0	0.0	-
9:56	0.0	0.0	9:56	0.0	0.0	-
9:57	0.0	0.0	9:57	0.0	0.0	-
9:58	0.0	0.0	9:58	0.0	0.0	-
9:59	0.0	0.0	9:59	0.0	0.0	-
10:00	0.0	0.0	10:00	0.0	0.0	-
10:01	0.0	0.0	10:01	0.0	0.0	-
10:02	0.0	0.0	10:02	0.0	0.0	-
10:03	0.0	0.0	10:03	0.0	0.0	-
10:04	0.0	0.0	10:04	0.0	0.0	-
10:05	0.0	0.0	10:05	0.0	0.0	-
10:06	0.0	0.0	10:06	0.0	0.0	-
10:07	0.0	0.0	10:07	0.0	0.0	-
10:08	0.0	0.0	10:08	0.0	0.0	-
10:09	0.0	0.0	10:09	0.0	0.0	-
10:10	0.0	0.0	10:10	0.0	0.0	-
10:11	0.0	0.0	10:11	0.0	0.0	-
10:12	0.0	0.0	10:12	0.0	0.0	-
10:13	0.0	0.0	10:13	0.0	0.0	-
10:14	0.0	0.0	10:14	0.0	0.0	-
10:15	0.0	0.0	10:15	0.0	0.0	-
10:16	0.0	0.0	10:16	0.0	0.0	-
10:17	0.0	0.0	10:17	0.0	0.0	-
10:18	0.0	0.0	10:18	0.0	0.0	-
10:19	0.0	0.0	10:19	0.0	0.0	-
10:20	0.0	0.0	10:20	0.0	0.0	-
10:21	0.0	0.0	10:21	0.0	0.0	-
10:22	0.0	0.0	10:22	0.0	0.0	-

Grand Union Bowling Alley Site
BCP #360222
150 Westchester Avenue, Port Chester
September 19, 2024

PID DATA						
Upwind			Downwind			
Time	Concentration (ppm)	15-Min Avg Concentration (ppm)	Time	Concentration (ppm)	15-Min Avg Concentration (ppm)	Exceeds VOC Alarm Limit
10:23	0.0	0.0	10:23	0.0	0.0	-
10:24	0.0	0.0	10:24	0.0	0.0	-
10:25	0.0	0.0	10:25	0.0	0.0	-
10:26	0.0	0.0	10:26	0.0	0.0	-
10:27	0.0	0.0	10:27	0.0	0.0	-
10:28	0.0	0.0	10:28	0.0	0.0	-
10:29	0.0	0.0	10:29	0.0	0.0	-
10:30	0.0	0.0	10:30	0.0	0.0	-
10:31	0.0	0.0	10:31	0.0	0.0	-
10:32	0.0	0.0	10:32	0.0	0.0	-
10:33	0.0	0.0	10:33	0.0	0.0	-
10:34	0.0	0.0	10:34	0.0	0.0	-
10:35	0.0	0.0	10:35	0.0	0.0	-
10:36	0.0	0.0	10:36	0.0	0.0	-
10:37	0.0	0.0	10:37	0.0	0.0	-
10:38	0.0	0.0	10:38	0.0	0.0	-
10:39	0.0	0.0	10:39	0.0	0.0	-
10:40	0.0	0.0	10:40	0.0	0.0	-
10:41	0.0	0.0	10:41	0.0	0.0	-
10:42	0.0	0.0	10:42	0.0	0.0	-
10:43	0.0	0.0	10:43	0.0	0.0	-
10:44	0.0	0.0	10:44	0.0	0.0	-
10:45	0.0	0.0	10:45	0.0	0.0	-
10:46	0.0	0.0	10:46	0.0	0.0	-
10:47	0.0	0.0	10:47	0.0	0.0	-
10:48	0.0	0.0	10:48	0.0	0.0	-
10:49	0.0	0.0	10:49	0.0	0.0	-
10:50	0.0	0.0	10:50	0.0	0.0	-
10:51	0.0	0.0	10:51	0.0	0.0	-
10:52	0.0	0.0	10:52	0.0	0.0	-
10:53	0.0	0.0	10:53	0.0	0.0	-
10:54	0.0	0.0	10:54	0.0	0.0	-
10:55	0.0	0.0	10:55	0.0	0.0	-
10:56	0.0	0.0	10:56	0.0	0.0	-
10:57	0.0	0.0	10:57	0.0	0.0	-
10:58	0.0	0.0	10:58	0.0	0.0	-
10:59	0.0	0.0	10:59	0.0	0.0	-
11:00	0.0	0.0	11:00	0.0	0.0	-
11:01	0.0	0.0	11:01	0.0	0.0	-
11:02	0.0	0.0	11:02	0.0	0.0	-
11:03	0.0	0.0	11:03	0.0	0.0	-
11:04	0.0	0.0	11:04	0.0	0.0	-
11:05	0.0	0.0	11:05	0.0	0.0	-
11:06	0.0	0.0	11:06	0.0	0.0	-
11:07	0.0	0.0	11:07	0.0	0.0	-
11:08	0.0	0.0	11:08	0.0	0.0	-
11:09	0.0	0.0	11:09	0.0	0.0	-
11:10	0.0	0.0	11:10	0.0	0.0	-

Grand Union Bowling Alley Site
BCP #360222
150 Westchester Avenue, Port Chester
September 19, 2024

PID DATA						
Upwind			Downwind			
Time	Concentration (ppm)	15-Min Avg Concentration (ppm)	Time	Concentration (ppm)	15-Min Avg Concentration (ppm)	Exceeds VOC Alarm Limit
11:11	0.0	0.0	11:11	0.0	0.0	-
11:12	0.0	0.0	11:12	0.0	0.0	-
11:13	0.0	0.0	11:13	0.0	0.0	-
11:14	0.0	0.0	11:14	0.0	0.0	-
11:15	0.0	0.0	11:15	0.0	0.0	-
11:16	0.0	0.0	11:16	0.0	0.0	-
11:17	0.0	0.0	11:17	0.0	0.0	-
11:18	0.0	0.0	11:18	0.0	0.0	-
11:19	0.0	0.0	11:19	0.0	0.0	-
11:20	0.0	0.0	11:20	0.0	0.0	-
11:21	0.0	0.0	11:21	0.0	0.0	-
11:22	0.0	0.0	11:22	0.0	0.0	-
11:23	0.0	0.0	11:23	0.0	0.0	-
11:24	0.0	0.0	11:24	0.0	0.0	-
11:25	0.0	0.0	11:25	0.0	0.0	-
11:26	0.0	0.0	11:26	0.0	0.0	-
11:27	0.0	0.0	11:27	0.0	0.0	-
11:28	0.0	0.0	11:28	0.0	0.0	-
11:29	0.0	0.0	11:29	0.0	0.0	-
11:30	0.0	0.0	11:30	0.0	0.0	-
11:31	0.0	0.0	11:31	0.0	0.0	-
11:32	0.0	0.0	11:32	0.0	0.0	-
11:33	0.0	0.0	11:33	0.0	0.0	-
11:34	0.0	0.0	11:34	0.0	0.0	-
11:35	0.0	0.0	11:35	0.0	0.0	-
11:36	0.0	0.0	11:36	0.0	0.0	-
11:37	0.0	0.0	11:37	0.0	0.0	-
11:38	0.0	0.0	11:38	0.0	0.0	-
11:39	0.0	0.0	11:39	0.0	0.0	-
11:40	0.0	0.0	11:40	0.0	0.0	-
11:41	0.0	0.0	11:41	0.0	0.0	-
11:42	0.0	0.0	11:42	0.0	0.0	-
11:43	0.0	0.0	11:43	0.0	0.0	-
11:44	0.0	0.0	11:44	0.0	0.0	-
11:45	0.0	0.0	11:45	0.0	0.0	-
11:46	0.0	0.0	11:46	0.0	0.0	-
11:47	0.0	0.0	11:47	0.0	0.0	-
11:48	0.0	0.0	11:48	0.0	0.0	-
11:49	0.0	0.0	11:49	0.0	0.0	-
11:50	0.0	0.0	11:50	0.0	0.0	-
11:51	0.0	0.0	11:51	0.0	0.0	-
11:52	0.0	0.0	11:52	0.0	0.0	-
11:53	0.0	0.0	11:53	0.0	0.0	-
11:54	0.0	0.0	11:54	0.0	0.0	-
11:55	0.0	0.0	11:55	0.0	0.0	-
11:56	0.0	0.0	11:56	0.0	0.0	-
11:57	0.0	0.0	11:57	0.0	0.0	-
11:58	0.0	0.0	11:58	0.0	0.0	-

Grand Union Bowling Alley Site
BCP #360222
150 Westchester Avenue, Port Chester
September 19, 2024

PID DATA						
Upwind			Downwind			
Time	Concentration (ppm)	15-Min Avg Concentration (ppm)	Time	Concentration (ppm)	15-Min Avg Concentration (ppm)	Exceeds VOC Alarm Limit
11:59	0.0	0.0	11:59	0.0	0.0	-
12:00	0.0	0.0	12:00	0.0	0.0	-
12:01	0.0	0.0	12:01	0.0	0.0	-
12:02	0.0	0.0	12:02	0.0	0.0	-
12:03	0.0	0.0	12:03	0.0	0.0	-
12:04	0.0	0.0	12:04	0.0	0.0	-
12:05	0.0	0.0	12:05	0.0	0.0	-
12:06	0.0	0.0	12:06	0.0	0.0	-
12:07	0.0	0.0	12:07	0.0	0.0	-
12:08	0.0	0.0	12:08	0.0	0.0	-
12:09	0.0	0.0	12:09	0.0	0.0	-
12:10	0.0	0.0	12:10	0.0	0.0	-
12:11	0.0	0.0	12:11	0.0	0.0	-
12:12	0.0	0.0	12:12	0.0	0.0	-
12:13	0.0	0.0	12:13	0.0	0.0	-
12:14	0.0	0.0	12:14	0.0	0.0	-
12:15	0.0	0.0	12:15	0.0	0.0	-
12:16	0.0	0.0	12:16	0.0	0.0	-
12:17	0.0	0.0	12:17	0.0	0.0	-
12:18	0.0	0.0	12:18	0.0	0.0	-
12:19	0.0	0.0	12:19	0.0	0.0	-
12:20	0.0	0.0	12:20	0.0	0.0	-
12:21	0.0	0.0	12:21	0.0	0.0	-
12:22	0.0	0.0	12:22	0.0	0.0	-
12:23	0.0	0.0	12:23	0.0	0.0	-
12:24	0.0	0.0	12:24	0.0	0.0	-
12:25	0.0	0.0	12:25	0.0	0.0	-
12:26	0.0	0.0	12:26	0.0	0.0	-
12:27	0.0	0.0	12:27	0.0	0.0	-
12:28	0.0	0.0	12:28	0.0	0.0	-
12:29	0.0	0.0	12:29	0.0	0.0	-
12:30	0.0	0.0	12:30	0.0	0.0	-
12:31	0.0	0.0	12:31	0.0	0.0	-
12:32	0.0	0.0	12:32	0.0	0.0	-
12:33	0.0	0.0	12:33	0.0	0.0	-
12:34	0.0	0.0	12:34	0.0	0.0	-
12:35	0.0	0.0	12:35	0.0	0.0	-
12:36	0.0	0.0	12:36	0.0	0.0	-
12:37	0.0	0.0	12:37	0.0	0.0	-
12:38	0.0	0.0	12:38	0.0	0.0	-
12:39	0.0	0.0	12:39	0.0	0.0	-
12:40	0.0	0.0	12:40	0.0	0.0	-
12:41	0.0	0.0	12:41	0.0	0.0	-
12:42	0.0	0.0	12:42	0.0	0.0	-
12:43	0.0	0.0	12:43	0.0	0.0	-
12:44	0.0	0.0	12:44	0.0	0.0	-
12:45	0.0	0.0	12:45	0.0	0.0	-
12:46	0.0	0.0	12:46	0.0	0.0	-

Grand Union Bowling Alley Site
BCP #360222
150 Westchester Avenue, Port Chester
September 19, 2024

PID DATA						
Upwind			Downwind			
Time	Concentration (ppm)	15-Min Avg Concentration (ppm)	Time	Concentration (ppm)	15-Min Avg Concentration (ppm)	Exceeds VOC Alarm Limit
12:47	0.0	0.0	12:47	0.0	0.0	-
12:48	0.0	0.0	12:48	0.0	0.0	-
12:49	0.0	0.0	12:49	0.0	0.0	-
12:50	0.0	0.0	12:50	0.0	0.0	-
12:51	0.0	0.0	12:51	0.0	0.0	-
12:52	0.0	0.0	12:52	0.0	0.0	-
12:53	0.0	0.0	12:53	0.0	0.0	-
12:54	0.0	0.0	12:54	0.0	0.0	-
12:55	0.0	0.0	12:55	0.0	0.0	-
12:56	0.0	0.0	12:56	0.0	0.0	-
12:57	0.0	0.0	12:57	0.0	0.0	-
12:58	0.0	0.0	12:58	0.0	0.0	-
12:59	0.0	0.0	12:59	0.0	0.0	-
13:00	0.0	0.0	13:00	0.0	0.0	-
13:01	0.0	0.0	13:01	0.0	0.0	-
13:02	0.0	0.0	13:02	0.0	0.0	-
13:03	0.0	0.0	13:03	0.0	0.0	-
13:04	0.0	0.0	13:04	0.0	0.0	-
13:05	0.0	0.0	13:05	0.0	0.0	-
13:06	0.0	0.0	13:06	0.0	0.0	-
13:07	0.0	0.0	13:07	0.0	0.0	-
13:08	0.0	0.0	13:08	0.0	0.0	-
13:09	0.0	0.0	13:09	0.0	0.0	-
13:10	0.0	0.0	13:10	0.0	0.0	-
13:11	0.0	0.0	13:11	0.0	0.0	-
13:12	0.0	0.0	13:12	0.0	0.0	-
13:13	0.0	0.0	13:13	0.0	0.0	-
13:14	0.0	0.0	13:14	0.0	0.0	-
13:15	0.0	0.0	13:15	0.0	0.0	-
13:16	0.0	0.0	13:16	0.0	0.0	-
13:17	0.0	0.0	13:17	0.0	0.0	-
13:18	0.0	0.0	13:18	0.0	0.0	-
13:19	0.0	0.0	13:19	0.0	0.0	-
13:20	0.0	0.0	13:20	0.0	0.0	-
13:21	0.0	0.0	13:21	0.0	0.0	-
13:22	0.0	0.0	13:22	0.0	0.0	-
13:23	0.0	0.0	13:23	0.0	0.0	-
13:24	0.0	0.0	13:24	0.0	0.0	-
13:25	0.0	0.0	13:25	0.0	0.0	-
13:26	0.0	0.0	13:26	0.0	0.0	-
13:27	0.0	0.0	13:27	0.0	0.0	-
13:28	0.0	0.0	13:28	0.0	0.0	-
13:29	0.0	0.0	13:29	0.0	0.0	-
13:30	0.0	0.0	13:30	0.0	0.0	-
13:31	0.0	0.0	13:31	0.0	0.0	-
13:32	0.0	0.0	13:32	0.0	0.0	-
13:33	0.0	0.0	13:33	0.0	0.0	-
13:34	0.0	0.0	13:34	0.0	0.0	-

Grand Union Bowling Alley Site
BCP #360222
150 Westchester Avenue, Port Chester
September 19, 2024

PID DATA						
Upwind			Downwind			
Time	Concentration (ppm)	15-Min Avg Concentration (ppm)	Time	Concentration (ppm)	15-Min Avg Concentration (ppm)	Exceeds VOC Alarm Limit
13:35	0.0	0.0	13:35	0.0	0.0	-
13:36	0.0	0.0	13:36	0.0	0.0	-
13:37	0.0	0.0	13:37	0.0	0.0	-
13:38	0.0	0.0	13:38	0.0	0.0	-
13:39	0.0	0.0	13:39	0.0	0.0	-
13:40	0.0	0.0	13:40	0.0	0.0	-
13:41	0.0	0.0	13:41	0.0	0.0	-
13:42	0.0	0.0	13:42	0.0	0.0	-
13:43	0.0	0.0	13:43	0.0	0.0	-
13:44	0.0	0.0	13:44	0.0	0.0	-
13:45	0.0	0.0	13:45	0.0	0.0	-
13:46	0.0	0.0	13:46	0.0	0.0	-
13:47	0.0	0.0	13:47	0.0	0.0	-
13:48	0.0	0.0	13:48	0.0	0.0	-
13:49	0.0	0.0	13:49	0.0	0.0	-
13:50	0.0	0.0	13:50	0.0	0.0	-
13:51	0.0	0.0	13:51	0.0	0.0	-
13:52	0.0	0.0	13:52	0.0	0.0	-
13:53	0.0	0.0	13:53	0.0	0.0	-
13:54	0.0	0.0	13:54	0.0	0.0	-
13:55	0.0	0.0	13:55	0.0	0.0	-
13:56	0.0	0.0	13:56	0.0	0.0	-
13:57	0.0	0.0	13:57	0.0	0.0	-
13:58	0.0	0.0	13:58	0.0	0.0	-
13:59	0.0	0.0	13:59	0.0	0.0	-
14:00	0.0	0.0	14:00	0.0	0.0	-
14:01	0.0	0.0	14:01	0.0	0.0	-
14:02	0.0	0.0	14:02	0.0	0.0	-
14:03	0.0	0.0	14:03	0.0	0.0	-
14:04	0.0	0.0	14:04	0.0	0.0	-
14:05	0.0	0.0	14:05	0.0	0.0	-
14:06	0.0	0.0	14:06	0.0	0.0	-
14:07	0.0	0.0	14:07	0.0	0.0	-
14:08	0.0	0.0	14:08	0.0	0.0	-
14:09	0.0	0.0	14:09	0.0	0.0	-
14:10	0.0	0.0	14:10	0.0	0.0	-
14:11	0.0	0.0	14:11	0.0	0.0	-
14:12	0.0	0.0	14:12	0.0	0.0	-
14:13	0.0	0.0	14:13	0.0	0.0	-
14:14	0.0	0.0	14:14	0.0	0.0	-
14:15	0.0	0.0	14:15	0.0	0.0	-
14:16	0.0	0.0	14:16	0.0	0.0	-
14:17	0.0	0.0	14:17	0.0	0.0	-
14:18	0.0	0.0	14:18	0.0	0.0	-
14:19	0.0	0.0	14:19	0.0	0.0	-
14:20	0.0	0.0	14:20	0.0	0.0	-
14:21	0.0	0.0	14:21	0.0	0.0	-
14:22	0.0	0.0	14:22	0.0	0.0	-

Grand Union Bowling Alley Site
BCP #360222
150 Westchester Avenue, Port Chester
September 19, 2024

PID DATA						
Upwind			Downwind			
Time	Concentration (ppm)	15-Min Avg Concentration (ppm)	Time	Concentration (ppm)	15-Min Avg Concentration (ppm)	Exceeds VOC Alarm Limit
14:23	0.0	0.0	14:23	0.0	0.0	-
14:24	0.0	0.0	14:24	0.0	0.0	-
14:25	0.0	0.0	14:25	0.0	0.0	-
14:26	0.0	0.0	14:26	0.0	0.0	-
14:27	0.0	0.0	14:27	0.0	0.0	-
14:28	0.0	0.0	14:28	0.0	0.0	-
14:29	0.0	0.0	14:29	0.0	0.0	-
14:30	0.0	0.0	14:30	0.0	0.0	-
14:31	0.0	0.0	14:31	0.0	0.0	-
14:32	0.0	0.0	14:32	0.0	0.0	-
14:33	0.0	0.0	14:33	0.0	0.0	-
14:34	0.0	0.0	14:34	0.0	0.0	-
14:35	0.0	0.0	14:35	0.0	0.0	-
14:36	0.0	0.0	14:36	0.0	0.0	-
14:37	0.0	0.0	14:37	0.0	0.0	-
14:38	0.0	0.0	14:38	0.0	0.0	-
14:39	0.0	0.0	14:39	0.0	0.0	-
14:40	0.0	0.0	14:40	0.0	0.0	-
14:41	0.0	0.0	14:41	0.0	0.0	-
14:42	0.0	0.0	14:42	0.0	0.0	-
14:43	0.0	0.0	14:43	0.0	0.0	-
14:44	0.0	0.0	14:44	0.0	0.0	-
14:45	0.0	0.0	14:45	0.0	0.0	-
14:46	0.0	0.0	14:46	0.0	0.0	-
14:47	0.0	0.0	14:47	0.0	0.0	-
14:48	0.0	0.0	14:48	0.0	0.0	-
14:49	0.0	0.0	14:49	0.0	0.0	-
14:50	0.0	0.0	14:50	0.0	0.0	-
14:51	0.0	0.0	14:51	0.0	0.0	-
14:52	0.0	0.0	14:52	0.0	0.0	-
14:53	0.0	0.0	14:53	0.0	0.0	-
14:54	0.0	0.0	14:54	0.0	0.0	-
14:55	0.0	0.0	14:55	0.0	0.0	-
14:56	0.0	0.0	14:56	0.0	0.0	-
14:57	0.0	0.0	14:57	0.0	0.0	-
14:58	0.0	0.0	14:58	0.0	0.0	-
14:59	0.0	0.0	14:59	0.0	0.0	-
15:00	0.0	0.0	15:00	0.0	0.0	-
15:01	0.0	0.0	15:01	0.0	0.0	-
15:02	0.0	0.0	15:02	0.0	0.0	-
15:03	0.0	0.0	15:03	0.0	0.0	-
15:04	0.0	0.0	15:04	0.0	0.0	-
15:05	0.0	0.0	15:05	0.0	0.0	-
15:06	0.0	0.0	15:06	0.0	0.0	-
15:07	0.0	0.0	15:07	0.0	0.0	-
15:08	0.0	0.0	15:08	0.0	0.0	-
15:09	0.0	0.0	15:09	0.0	0.0	-
15:10	0.0	0.0	15:10	0.0	0.0	-

Grand Union Bowling Alley Site
BCP #360222
150 Westchester Avenue, Port Chester
September 19, 2024

PID DATA						
Upwind			Downwind			
Time	Concentration (ppm)	15-Min Avg Concentration (ppm)	Time	Concentration (ppm)	15-Min Avg Concentration (ppm)	Exceeds VOC Alarm Limit
15:11	0.0	0.0	15:11	0.0	0.0	-
15:12	0.0	0.0	15:12	0.0	0.0	-
15:13	0.0	0.0	15:13	0.0	0.0	-
15:14	0.0	0.0	15:14	0.0	0.0	-
15:15	0.0	0.0	15:15	0.0	0.0	-
15:16	0.0	0.0	15:16	0.0	0.0	-
15:17	0.0	0.0	15:17	0.0	0.0	-
15:18	0.0	0.0	15:18	0.0	0.0	-
15:19	0.0	0.0	15:19	0.0	0.0	-
15:20	0.0	0.0	15:20	0.0	0.0	-
15:21	0.0	0.0	15:21	0.0	0.0	-
15:22	0.0	0.0	15:22	0.0	0.0	-
15:23	0.0	0.0	15:23	0.0	0.0	-
15:24	0.0	0.0	15:24	0.0	0.0	-
15:25	0.0	0.0	15:25	0.0	0.0	-
15:26	0.0	0.0	15:26	0.0	0.0	-
15:27	0.0	0.0	15:27	0.0	0.0	-
15:28	0.0	0.0	15:28	0.0	0.0	-
15:29	0.0	0.0	15:29	0.0	0.0	-
15:30	0.0	0.0	15:30	0.0	0.0	-
15:31	0.0	0.0	15:31	0.0	0.0	-
15:32	0.0	0.0	15:32	0.0	0.0	-
15:33	0.0	0.0	15:33	0.0	0.0	-
15:34	0.0	0.0	15:34	0.0	0.0	-
15:35	0.0	0.0	15:35	0.0	0.0	-
15:36	0.0	0.0	15:36	0.0	0.0	-
15:37	0.0	0.0	15:37	0.0	0.0	-
15:38	0.0	0.0	15:38	0.0	0.0	-
15:39	0.0	0.0	15:39	0.0	0.0	-
15:40	0.0	0.0	15:40	0.0	0.0	-

SESI CONSULTING ENGINEERS

959 US-46 Floor 3, Suite 300 - Parsippany-Troy Hills, NJ

DAILY AIR MONITORING REPORT
150 Westchester Avenue
Port Chester, New York

09/20/2024

Rev. No. 0 | Page 1 of 2

Project Number: 11895A

Dust Action Level: 150 µg/m^3

VOC Action Level: 5 ppm

Weather Data Range for Work Day		Wind Direction	, NE, ENE, E, ESE	Relative Humidity (%)	0.0 - 0.0	Daily Rain Total (in)	0.00	Readings in the summary table and graphs below are the reported downwind concentrations.
Temperature (°F)	0.0 - 0.0	Wind Speed (MPH)	0.0 - 0.0	Barometer (inHg)	0.00 - 0.00	Avg. Dew Point Temp (°F)	#DIV/0!	

Station Location	Daily Avg. Dust Concentration (µg/m^3)	Max 15-Min Dust Concentration (µg/m^3)	Time of Max Dust Reading	Daily Avg. VOC Concentration (ppm)	Max 15-Min VOC Concentration (ppm)	Time of Max VOC Reading
Upwind	9.0	29.0	15:35	0.0	0.0	8:26
Downwind	9.0	29.0	15:35	0.0	0.0	8:26

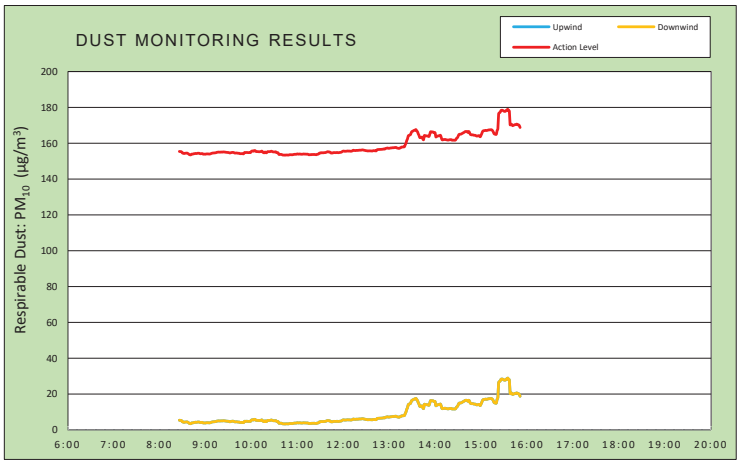

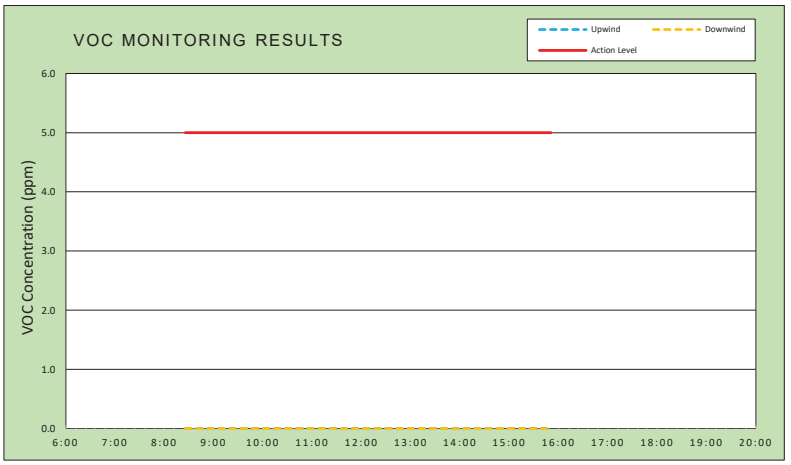

Air Monitoring Notes:

Weather Notes:

EMILCOTT
A Triumvirate Environmental Company

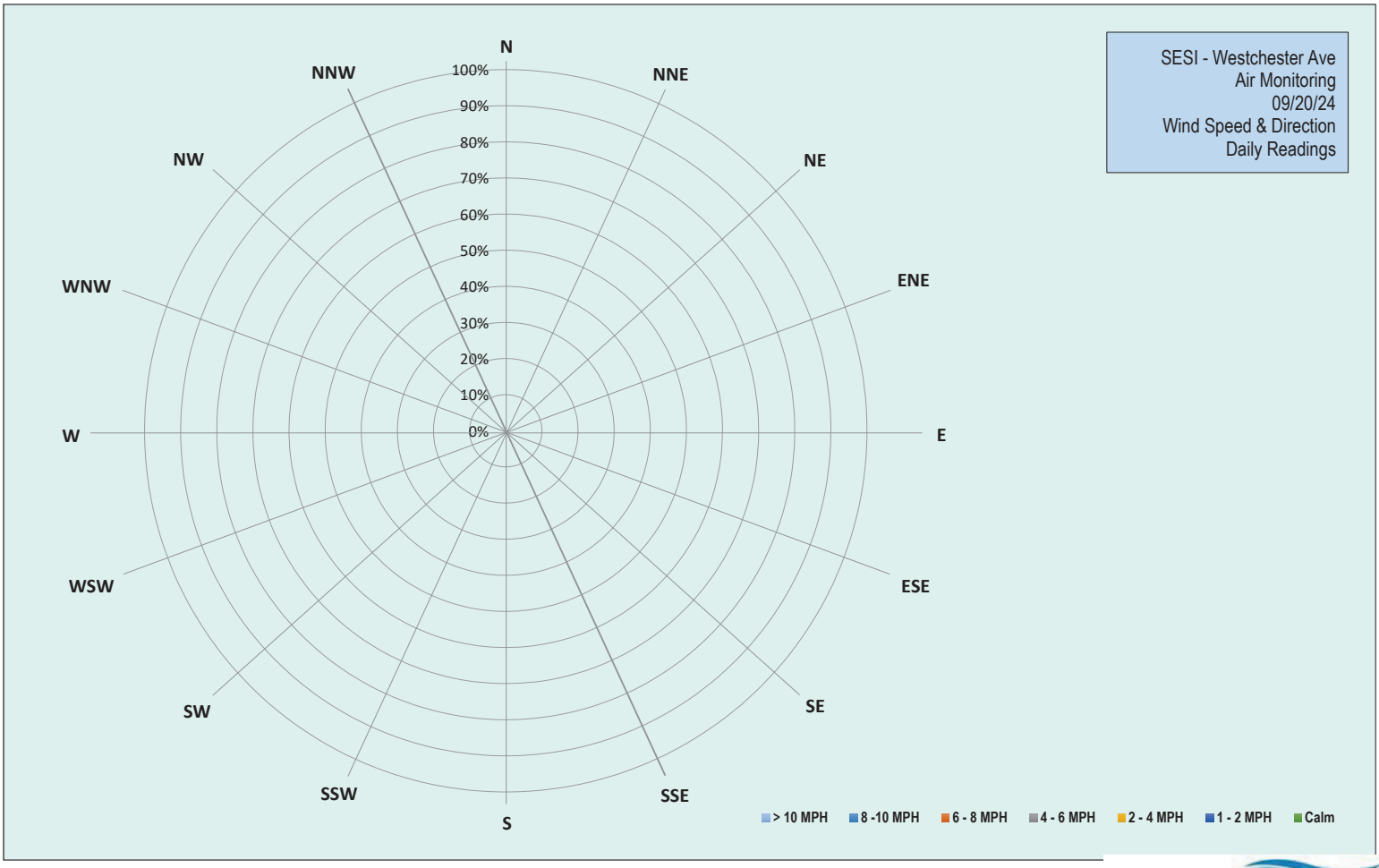

EMILCOTT
A Triumvirate Environmental Company

Grand Union Bowling Alley Site
BCP #360222
150 Westchester Avenue, Port Chester
September 20, 2024

Friday, September 20, 2024						
Number of Instances Where Downwind Particulates Exceeds Upwind Particulate + 150 =						0
Number of Comparable Data Points =						446
Start Time:						8:11
End Time:						15:51
PARTICULATE DATA						
Upwind			Downwind			Exceeds Particulate Alarm Limit
Time	Concentration (ug/m^3)	15-Min Avg Concentration (ug/m^3)	Time	Concentration (ug/m^3)	15-Min Avg Concentration (ug/m^3)	
8:11	5.3	-	8:11	5.3	-	-
8:12	5.5	-	8:12	5.5	-	-
8:13	4.0	-	8:13	4.0	-	-
8:14	6.5	-	8:14	6.5	-	-
8:15	11.3	-	8:15	11.3	-	-
8:16	3.5	-	8:16	3.5	-	-
8:17	6.5	-	8:17	6.5	-	-
8:18	2.8	-	8:18	2.8	-	-
8:19	2.8	-	8:19	2.8	-	-
8:20	2.3	-	8:20	2.3	-	-
8:21	2.5	-	8:21	2.5	-	-
8:22	6.3	-	8:22	6.3	-	-
8:23	10.0	-	8:23	10.0	-	-
8:24	8.8	-	8:24	8.8	-	-
8:25	4.5	-	8:25	4.5	-	-
8:26	4.5	5.4	8:26	4.5	5.4	-
8:27	4.3	5.4	8:27	4.3	5.4	-
8:28	3.8	5.3	8:28	3.8	5.3	-
8:29	3.3	5.1	8:29	3.3	5.1	-
8:30	2.5	4.5	8:30	2.5	4.5	-
8:31	3.3	4.5	8:31	3.3	4.5	-
8:32	2.5	4.3	8:32	2.5	4.3	-
8:33	4.8	4.4	8:33	4.8	4.4	-
8:34	3.5	4.4	8:34	3.5	4.4	-
8:35	2.8	4.5	8:35	2.8	4.5	-
8:36	3.0	4.5	8:36	3.0	4.5	-
8:37	3.3	4.3	8:37	3.3	4.3	-
8:38	6.0	4.0	8:38	6.0	4.0	-
8:39	3.3	3.7	8:39	3.3	3.7	-
8:40	2.8	3.6	8:40	2.8	3.6	-
8:41	4.3	3.5	8:41	4.3	3.5	-
8:42	10.0	3.9	8:42	10.0	3.9	-
8:43	4.0	3.9	8:43	4.0	3.9	-
8:44	4.3	4.0	8:44	4.3	4.0	-
8:45	5.0	4.2	8:45	5.0	4.2	-
8:46	3.5	4.2	8:46	3.5	4.2	-
8:47	4.5	4.3	8:47	4.5	4.3	-
8:48	3.8	4.3	8:48	3.8	4.3	-
8:49	4.3	4.3	8:49	4.3	4.3	-
8:50	4.5	4.4	8:50	4.5	4.4	-
8:51	3.0	4.4	8:51	3.0	4.4	-

Grand Union Bowling Alley Site
BCP #360222
150 Westchester Avenue, Port Chester
September 20, 2024

PARTICULATE DATA						
Upwind			Downwind			Exceeds Particulate Alarm Limit
Time	Concentration (ug/m^3)	15-Min Avg Concentration (ug/m^3)	Time	Concentration (ug/m^3)	15-Min Avg Concentration (ug/m^3)	
8:52	2.8	4.4	8:52	2.8	4.4	-
8:53	2.8	4.2	8:53	2.8	4.2	-
8:54	3.0	4.2	8:54	3.0	4.2	-
8:55	3.5	4.2	8:55	3.5	4.2	-
8:56	4.5	4.2	8:56	4.5	4.2	-
8:57	5.5	3.9	8:57	5.5	3.9	-
8:58	4.3	3.9	8:58	4.3	3.9	-
8:59	4.0	3.9	8:59	4.0	3.9	-
9:00	4.5	3.9	9:00	4.5	3.9	-
9:01	5.5	4.0	9:01	5.5	4.0	-
9:02	4.8	4.0	9:02	4.8	4.0	-
9:03	4.0	4.1	9:03	4.0	4.1	-
9:04	3.8	4.0	9:04	3.8	4.0	-
9:05	3.8	4.0	9:05	3.8	4.0	-
9:06	3.8	4.0	9:06	3.8	4.0	-
9:07	5.0	4.2	9:07	5.0	4.2	-
9:08	5.5	4.4	9:08	5.5	4.4	-
9:09	4.8	4.5	9:09	4.8	4.5	-
9:10	4.8	4.6	9:10	4.8	4.6	-
9:11	4.8	4.6	9:11	4.8	4.6	-
9:12	6.3	4.6	9:12	6.3	4.6	-
9:13	5.0	4.7	9:13	5.0	4.7	-
9:14	5.3	4.8	9:14	5.3	4.8	-
9:15	7.3	4.9	9:15	7.3	4.9	-
9:16	6.3	5.0	9:16	6.3	5.0	-
9:17	6.0	5.1	9:17	6.0	5.1	-
9:18	3.5	5.0	9:18	3.5	5.0	-
9:19	3.5	5.0	9:19	3.5	5.0	-
9:20	4.3	5.1	9:20	4.3	5.1	-
9:21	4.3	5.1	9:21	4.3	5.1	-
9:22	4.5	5.1	9:22	4.5	5.1	-
9:23	6.8	5.1	9:23	6.8	5.1	-
9:24	4.8	5.1	9:24	4.8	5.1	-
9:25	4.0	5.1	9:25	4.0	5.1	-
9:26	4.0	5.0	9:26	4.0	5.0	-
9:27	4.8	4.9	9:27	4.8	4.9	-
9:28	4.8	4.9	9:28	4.8	4.9	-
9:29	4.3	4.9	9:29	4.3	4.9	-
9:30	7.0	4.8	9:30	7.0	4.8	-
9:31	4.3	4.7	9:31	4.3	4.7	-
9:32	4.0	4.6	9:32	4.0	4.6	-
9:33	5.5	4.7	9:33	5.5	4.7	-
9:34	4.8	4.8	9:34	4.8	4.8	-
9:35	5.8	4.9	9:35	5.8	4.9	-
9:36	4.0	4.9	9:36	4.0	4.9	-
9:37	3.8	4.8	9:37	3.8	4.8	-
9:38	3.3	4.6	9:38	3.3	4.6	-
9:39	3.8	4.5	9:39	3.8	4.5	-

Grand Union Bowling Alley Site
BCP #360222
150 Westchester Avenue, Port Chester
September 20, 2024

PARTICULATE DATA						
Upwind			Downwind			Exceeds Particulate Alarm Limit
Time	Concentration (ug/m^3)	15-Min Avg Concentration (ug/m^3)	Time	Concentration (ug/m^3)	15-Min Avg Concentration (ug/m^3)	
9:40	4.5	4.6	9:40	4.5	4.6	-
9:41	4.0	4.6	9:41	4.0	4.6	-
9:42	3.5	4.5	9:42	3.5	4.5	-
9:43	3.8	4.4	9:43	3.8	4.4	-
9:44	4.5	4.4	9:44	4.5	4.4	-
9:45	3.8	4.2	9:45	3.8	4.2	-
9:46	4.0	4.2	9:46	4.0	4.2	-
9:47	4.3	4.2	9:47	4.3	4.2	-
9:48	5.3	4.2	9:48	5.3	4.2	-
9:49	4.5	4.2	9:49	4.5	4.2	-
9:50	4.8	4.1	9:50	4.8	4.1	-
9:51	14.8	4.8	9:51	14.8	4.8	-
9:52	3.5	4.8	9:52	3.5	4.8	-
9:53	3.5	4.8	9:53	3.5	4.8	-
9:54	4.3	4.9	9:54	4.3	4.9	-
9:55	4.0	4.8	9:55	4.0	4.8	-
9:56	3.3	4.8	9:56	3.3	4.8	-
9:57	3.8	4.8	9:57	3.8	4.8	-
9:58	4.5	4.8	9:58	4.5	4.8	-
9:59	3.8	4.8	9:59	3.8	4.8	-
10:00	13.5	5.4	10:00	13.5	5.4	-
10:01	7.5	5.7	10:01	7.5	5.7	-
10:02	4.5	5.7	10:02	4.5	5.7	-
10:03	3.0	5.5	10:03	3.0	5.5	-
10:04	9.8	5.9	10:04	9.8	5.9	-
10:05	4.5	5.9	10:05	4.5	5.9	-
10:06	8.0	5.4	10:06	8.0	5.4	-
10:07	2.5	5.4	10:07	2.5	5.4	-
10:08	3.5	5.4	10:08	3.5	5.4	-
10:09	3.5	5.3	10:09	3.5	5.3	-
10:10	3.5	5.3	10:10	3.5	5.3	-
10:11	3.3	5.3	10:11	3.3	5.3	-
10:12	5.0	5.4	10:12	5.0	5.4	-
10:13	6.5	5.5	10:13	6.5	5.5	-
10:14	5.5	5.6	10:14	5.5	5.6	-
10:15	4.5	5.0	10:15	4.5	5.0	-
10:16	3.8	4.8	10:16	3.8	4.8	-
10:17	3.3	4.7	10:17	3.3	4.7	-
10:18	10.0	5.1	10:18	10.0	5.1	-
10:19	3.5	4.7	10:19	3.5	4.7	-
10:20	4.5	4.7	10:20	4.5	4.7	-
10:21	16.3	5.3	10:21	16.3	5.3	-
10:22	3.0	5.3	10:22	3.0	5.3	-
10:23	3.5	5.3	10:23	3.5	5.3	-
10:24	3.8	5.3	10:24	3.8	5.3	-
10:25	4.5	5.4	10:25	4.5	5.4	-
10:26	5.8	5.6	10:26	5.8	5.6	-
10:27	3.3	5.4	10:27	3.3	5.4	-

Grand Union Bowling Alley Site
BCP #360222
150 Westchester Avenue, Port Chester
September 20, 2024

PARTICULATE DATA						
Upwind			Downwind			Exceeds Particulate Alarm Limit
Time	Concentration (ug/m^3)	15-Min Avg Concentration (ug/m^3)	Time	Concentration (ug/m^3)	15-Min Avg Concentration (ug/m^3)	
10:28	3.3	5.2	10:28	3.3	5.2	-
10:29	4.8	5.2	10:29	4.8	5.2	-
10:30	4.0	5.1	10:30	4.0	5.1	-
10:31	4.0	5.2	10:31	4.0	5.2	-
10:32	4.5	5.2	10:32	4.5	5.2	-
10:33	3.0	4.8	10:33	3.0	4.8	-
10:34	3.0	4.7	10:34	3.0	4.7	-
10:35	3.0	4.6	10:35	3.0	4.6	-
10:36	3.0	3.8	10:36	3.0	3.8	-
10:37	3.0	3.8	10:37	3.0	3.8	-
10:38	3.8	3.8	10:38	3.8	3.8	-
10:39	3.8	3.8	10:39	3.8	3.8	-
10:40	2.5	3.6	10:40	2.5	3.6	-
10:41	2.8	3.4	10:41	2.8	3.4	-
10:42	2.8	3.4	10:42	2.8	3.4	-
10:43	3.5	3.4	10:43	3.5	3.4	-
10:44	3.5	3.3	10:44	3.5	3.3	-
10:45	5.5	3.4	10:45	5.5	3.4	-
10:46	4.0	3.4	10:46	4.0	3.4	-
10:47	4.5	3.4	10:47	4.5	3.4	-
10:48	2.5	3.4	10:48	2.5	3.4	-
10:49	3.8	3.5	10:49	3.8	3.5	-
10:50	5.3	3.6	10:50	5.3	3.6	-
10:51	3.0	3.6	10:51	3.0	3.6	-
10:52	3.0	3.6	10:52	3.0	3.6	-
10:53	3.3	3.6	10:53	3.3	3.6	-
10:54	4.3	3.6	10:54	4.3	3.6	-
10:55	4.3	3.7	10:55	4.3	3.7	-
10:56	3.8	3.8	10:56	3.8	3.8	-
10:57	3.8	3.9	10:57	3.8	3.9	-
10:58	3.0	3.8	10:58	3.0	3.8	-
10:59	4.5	3.9	10:59	4.5	3.9	-
11:00	7.8	4.0	11:00	7.8	4.0	-
11:01	3.0	4.0	11:01	3.0	4.0	-
11:02	3.5	3.9	11:02	3.5	3.9	-
11:03	4.0	4.0	11:03	4.0	4.0	-
11:04	3.0	4.0	11:04	3.0	4.0	-
11:05	3.8	3.9	11:05	3.8	3.9	-
11:06	3.5	3.9	11:06	3.5	3.9	-
11:07	3.0	3.9	11:07	3.0	3.9	-
11:08	5.0	4.0	11:08	5.0	4.0	-
11:09	3.8	4.0	11:09	3.8	4.0	-
11:10	3.8	3.9	11:10	3.8	3.9	-
11:11	3.8	3.9	11:11	3.8	3.9	-
11:12	3.0	3.9	11:12	3.0	3.9	-
11:13	3.5	3.9	11:13	3.5	3.9	-
11:14	3.3	3.8	11:14	3.3	3.8	-
11:15	4.0	3.6	11:15	4.0	3.6	-

Grand Union Bowling Alley Site
BCP #360222
150 Westchester Avenue, Port Chester
September 20, 2024

PARTICULATE DATA						
Upwind			Downwind			Exceeds Particulate Alarm Limit
Time	Concentration (ug/m^3)	15-Min Avg Concentration (ug/m^3)	Time	Concentration (ug/m^3)	15-Min Avg Concentration (ug/m^3)	
11:16	3.3	3.6	11:16	3.3	3.6	-
11:17	4.3	3.7	11:17	4.3	3.7	-
11:18	3.3	3.6	11:18	3.3	3.6	-
11:19	5.0	3.7	11:19	5.0	3.7	-
11:20	3.3	3.7	11:20	3.3	3.7	-
11:21	3.5	3.7	11:21	3.5	3.7	-
11:22	4.0	3.8	11:22	4.0	3.8	-
11:23	3.5	3.7	11:23	3.5	3.7	-
11:24	3.5	3.7	11:24	3.5	3.7	-
11:25	3.0	3.6	11:25	3.0	3.6	-
11:26	7.5	3.9	11:26	7.5	3.9	-
11:27	3.5	3.9	11:27	3.5	3.9	-
11:28	6.8	4.1	11:28	6.8	4.1	-
11:29	9.5	4.5	11:29	9.5	4.5	-
11:30	3.8	4.5	11:30	3.8	4.5	-
11:31	6.5	4.7	11:31	6.5	4.7	-
11:32	3.5	4.7	11:32	3.5	4.7	-
11:33	3.8	4.7	11:33	3.8	4.7	-
11:34	4.5	4.7	11:34	4.5	4.7	-
11:35	4.5	4.8	11:35	4.5	4.8	-
11:36	3.8	4.8	11:36	3.8	4.8	-
11:37	4.8	4.8	11:37	4.8	4.8	-
11:38	6.3	5.0	11:38	6.3	5.0	-
11:39	6.0	5.2	11:39	6.0	5.2	-
11:40	4.8	5.3	11:40	4.8	5.3	-
11:41	5.0	5.1	11:41	5.0	5.1	-
11:42	4.0	5.2	11:42	4.0	5.2	-
11:43	3.3	4.9	11:43	3.3	4.9	-
11:44	3.8	4.5	11:44	3.8	4.5	-
11:45	5.0	4.6	11:45	5.0	4.6	-
11:46	5.3	4.5	11:46	5.3	4.5	-
11:47	6.5	4.7	11:47	6.5	4.7	-
11:48	4.8	4.8	11:48	4.8	4.8	-
11:49	4.0	4.8	11:49	4.0	4.8	-
11:50	4.3	4.8	11:50	4.3	4.8	-
11:51	4.0	4.8	11:51	4.0	4.8	-
11:52	6.0	4.9	11:52	6.0	4.9	-
11:53	4.8	4.8	11:53	4.8	4.8	-
11:54	5.8	4.7	11:54	5.8	4.7	-
11:55	6.0	4.8	11:55	6.0	4.8	-
11:56	6.0	4.9	11:56	6.0	4.9	-
11:57	5.0	5.0	11:57	5.0	5.0	-
11:58	5.8	5.1	11:58	5.8	5.1	-
11:59	8.5	5.4	11:59	8.5	5.4	-
12:00	7.5	5.6	12:00	7.5	5.6	-
12:01	5.5	5.6	12:01	5.5	5.6	-
12:02	4.8	5.5	12:02	4.8	5.5	-
12:03	5.3	5.5	12:03	5.3	5.5	-

Grand Union Bowling Alley Site
BCP #360222
150 Westchester Avenue, Port Chester
September 20, 2024

PARTICULATE DATA						
Upwind			Downwind			Exceeds Particulate Alarm Limit
Time	Concentration (ug/m^3)	15-Min Avg Concentration (ug/m^3)	Time	Concentration (ug/m^3)	15-Min Avg Concentration (ug/m^3)	
12:04	4.5	5.6	12:04	4.5	5.6	-
12:05	5.0	5.6	12:05	5.0	5.6	-
12:06	5.0	5.7	12:06	5.0	5.7	-
12:07	5.0	5.6	12:07	5.0	5.6	-
12:08	5.0	5.6	12:08	5.0	5.6	-
12:09	5.3	5.6	12:09	5.3	5.6	-
12:10	5.0	5.5	12:10	5.0	5.5	-
12:11	7.3	5.6	12:11	7.3	5.6	-
12:12	7.3	5.8	12:12	7.3	5.8	-
12:13	10.5	6.1	12:13	10.5	6.1	-
12:14	7.3	6.0	12:14	7.3	6.0	-
12:15	6.8	6.0	12:15	6.8	6.0	-
12:16	4.8	5.9	12:16	4.8	5.9	-
12:17	6.5	6.0	12:17	6.5	6.0	-
12:18	4.8	6.0	12:18	4.8	6.0	-
12:19	5.0	6.0	12:19	5.0	6.0	-
12:20	5.5	6.1	12:20	5.5	6.1	-
12:21	6.0	6.1	12:21	6.0	6.1	-
12:22	5.3	6.1	12:22	5.3	6.1	-
12:23	5.0	6.1	12:23	5.0	6.1	-
12:24	6.3	6.2	12:24	6.3	6.2	-
12:25	6.3	6.3	12:25	6.3	6.3	-
12:26	6.5	6.2	12:26	6.5	6.2	-
12:27	5.5	6.1	12:27	5.5	6.1	-
12:28	9.3	6.0	12:28	9.3	6.0	-
12:29	5.8	5.9	12:29	5.8	5.9	-
12:30	5.3	5.8	12:30	5.3	5.8	-
12:31	4.5	5.8	12:31	4.5	5.8	-
12:32	4.8	5.7	12:32	4.8	5.7	-
12:33	5.3	5.7	12:33	5.3	5.7	-
12:34	5.3	5.8	12:34	5.3	5.8	-
12:35	5.5	5.8	12:35	5.5	5.8	-
12:36	5.5	5.7	12:36	5.5	5.7	-
12:37	5.0	5.7	12:37	5.0	5.7	-
12:38	4.5	5.7	12:38	4.5	5.7	-
12:39	8.8	5.8	12:39	8.8	5.8	-
12:40	6.8	5.9	12:40	6.8	5.9	-
12:41	5.5	5.8	12:41	5.5	5.8	-
12:42	6.8	5.9	12:42	6.8	5.9	-
12:43	6.5	5.7	12:43	6.5	5.7	-
12:44	14.3	6.3	12:44	14.3	6.3	-
12:45	8.3	6.5	12:45	8.3	6.5	-
12:46	5.0	6.5	12:46	5.0	6.5	-
12:47	5.0	6.5	12:47	5.0	6.5	-
12:48	6.0	6.6	12:48	6.0	6.6	-
12:49	5.3	6.6	12:49	5.3	6.6	-
12:50	6.0	6.6	12:50	6.0	6.6	-
12:51	6.0	6.6	12:51	6.0	6.6	-

Grand Union Bowling Alley Site
BCP #360222
150 Westchester Avenue, Port Chester
September 20, 2024

PARTICULATE DATA						
Upwind			Downwind			Exceeds Particulate Alarm Limit
Time	Concentration (ug/m^3)	15-Min Avg Concentration (ug/m^3)	Time	Concentration (ug/m^3)	15-Min Avg Concentration (ug/m^3)	
12:52	6.0	6.7	12:52	6.0	6.7	-
12:53	6.5	6.8	12:53	6.5	6.8	-
12:54	6.8	6.7	12:54	6.8	6.7	-
12:55	11.0	7.0	12:55	11.0	7.0	-
12:56	8.3	7.2	12:56	8.3	7.2	-
12:57	8.0	7.3	12:57	8.0	7.3	-
12:58	8.0	7.4	12:58	8.0	7.4	-
12:59	11.8	7.2	12:59	11.8	7.2	-
13:00	8.3	7.2	13:00	8.3	7.2	-
13:01	6.3	7.3	13:01	6.3	7.3	-
13:02	6.5	7.4	13:02	6.5	7.4	-
13:03	6.3	7.4	13:03	6.3	7.4	-
13:04	6.5	7.5	13:04	6.5	7.5	-
13:05	6.5	7.5	13:05	6.5	7.5	-
13:06	6.0	7.5	13:06	6.0	7.5	-
13:07	7.5	7.6	13:07	7.5	7.6	-
13:08	6.8	7.6	13:08	6.8	7.6	-
13:09	7.5	7.7	13:09	7.5	7.7	-
13:10	7.0	7.4	13:10	7.0	7.4	-
13:11	6.3	7.3	13:11	6.3	7.3	-
13:12	7.0	7.2	13:12	7.0	7.2	-
13:13	6.5	7.1	13:13	6.5	7.1	-
13:14	15.8	7.4	13:14	15.8	7.4	-
13:15	9.8	7.5	13:15	9.8	7.5	-
13:16	11.5	7.8	13:16	11.5	7.8	-
13:17	7.5	7.9	13:17	7.5	7.9	-
13:18	6.5	7.9	13:18	6.5	7.9	-
13:19	8.3	8.0	13:19	8.3	8.0	-
13:20	6.8	8.0	13:20	6.8	8.0	-
13:21	23.0	9.2	13:21	23.0	9.2	-
13:22	20.8	10.1	13:22	20.8	10.1	-
13:23	29.0	11.5	13:23	29.0	11.5	-
13:24	21.8	12.5	13:24	21.8	12.5	-
13:25	31.8	14.1	13:25	31.8	14.1	-
13:26	10.3	14.4	13:26	10.3	14.4	-
13:27	10.3	14.6	13:27	10.3	14.6	-
13:28	10.8	14.9	13:28	10.8	14.9	-
13:29	33.3	16.1	13:29	33.3	16.1	-
13:30	17.5	16.6	13:30	17.5	16.6	-
13:31	14.3	16.8	13:31	14.3	16.8	-
13:32	11.8	17.1	13:32	11.8	17.1	-
13:33	9.3	17.2	13:33	9.3	17.2	-
13:34	10.0	17.4	13:34	10.0	17.4	-
13:35	11.0	17.6	13:35	11.0	17.6	-
13:36	11.8	16.9	13:36	11.8	16.9	-
13:37	14.0	16.4	13:37	14.0	16.4	-
13:38	11.3	15.3	13:38	11.3	15.3	-
13:39	9.3	14.4	13:39	9.3	14.4	-

Grand Union Bowling Alley Site
BCP #360222
150 Westchester Avenue, Port Chester
September 20, 2024

PARTICULATE DATA						
Upwind			Downwind			Exceeds Particulate Alarm Limit
Time	Concentration (ug/m^3)	15-Min Avg Concentration (ug/m^3)	Time	Concentration (ug/m^3)	15-Min Avg Concentration (ug/m^3)	
13:40	12.5	13.1	13:40	12.5	13.1	-
13:41	12.5	13.3	13:41	12.5	13.3	-
13:42	9.3	13.2	13:42	9.3	13.2	-
13:43	14.0	13.4	13:43	14.0	13.4	-
13:44	17.0	12.4	13:44	17.0	12.4	-
13:45	12.0	12.0	13:45	12.0	12.0	-
13:46	49.8	14.4	13:46	49.8	14.4	-
13:47	8.8	14.2	13:47	8.8	14.2	-
13:48	9.0	14.1	13:48	9.0	14.1	-
13:49	9.5	14.1	13:49	9.5	14.1	-
13:50	10.3	14.1	13:50	10.3	14.1	-
13:51	10.0	13.9	13:51	10.0	13.9	-
13:52	11.3	13.8	13:52	11.3	13.8	-
13:53	28.5	14.9	13:53	28.5	14.9	-
13:54	31.3	16.4	13:54	31.3	16.4	-
13:55	12.8	16.4	13:55	12.8	16.4	-
13:56	10.5	16.3	13:56	10.5	16.3	-
13:57	10.5	16.3	13:57	10.5	16.3	-
13:58	10.0	16.1	13:58	10.0	16.1	-
13:59	13.5	15.8	13:59	13.5	15.8	-
14:00	13.3	15.9	14:00	13.3	15.9	-
14:01	13.5	13.5	14:01	13.5	13.5	-
14:02	12.8	13.8	14:02	12.8	13.8	-
14:03	12.0	14.0	14:03	12.0	14.0	-
14:04	11.3	14.1	14:04	11.3	14.1	-
14:05	11.5	14.2	14:05	11.5	14.2	-
14:06	10.3	14.2	14:06	10.3	14.2	-
14:07	15.5	14.5	14:07	15.5	14.5	-
14:08	11.3	13.3	14:08	11.3	13.3	-
14:09	11.5	12.0	14:09	11.5	12.0	-
14:10	11.0	11.9	14:10	11.0	11.9	-
14:11	12.8	12.0	14:11	12.8	12.0	-
14:12	10.8	12.1	14:12	10.8	12.1	-
14:13	11.3	12.1	14:13	11.3	12.1	-
14:14	11.5	12.0	14:14	11.5	12.0	-
14:15	12.0	11.9	14:15	12.0	11.9	-
14:16	12.0	11.8	14:16	12.0	11.8	-
14:17	12.0	11.8	14:17	12.0	11.8	-
14:18	13.3	11.9	14:18	13.3	11.9	-
14:19	13.0	12.0	14:19	13.0	12.0	-
14:20	11.5	12.0	14:20	11.5	12.0	-
14:21	11.3	12.0	14:21	11.3	12.0	-
14:22	10.8	11.7	14:22	10.8	11.7	-
14:23	11.3	11.7	14:23	11.3	11.7	-
14:24	11.3	11.7	14:24	11.3	11.7	-
14:25	11.3	11.7	14:25	11.3	11.7	-
14:26	12.3	11.7	14:26	12.3	11.7	-
14:27	14.8	12.0	14:27	14.8	12.0	-

Grand Union Bowling Alley Site
BCP #360222
150 Westchester Avenue, Port Chester
September 20, 2024

PARTICULATE DATA						
Upwind			Downwind			Exceeds Particulate Alarm Limit
Time	Concentration (ug/m^3)	15-Min Avg Concentration (ug/m^3)	Time	Concentration (ug/m^3)	15-Min Avg Concentration (ug/m^3)	
14:28	23.3	12.8	14:28	23.3	12.8	-
14:29	15.8	13.0	14:29	15.8	13.0	-
14:30	23.5	13.8	14:30	23.5	13.8	-
14:31	26.5	14.8	14:31	26.5	14.8	-
14:32	15.8	15.0	14:32	15.8	15.0	-
14:33	13.5	15.0	14:33	13.5	15.0	-
14:34	14.5	15.1	14:34	14.5	15.1	-
14:35	15.3	15.4	14:35	15.3	15.4	-
14:36	14.8	15.6	14:36	14.8	15.6	-
14:37	14.8	15.9	14:37	14.8	15.9	-
14:38	14.3	16.1	14:38	14.3	16.1	-
14:39	16.5	16.4	14:39	16.5	16.4	-
14:40	13.0	16.6	14:40	13.0	16.6	-
14:41	12.3	16.6	14:41	12.3	16.6	-
14:42	12.5	16.4	14:42	12.5	16.4	-
14:43	17.0	16.0	14:43	17.0	16.0	-
14:44	24.8	16.6	14:44	24.8	16.6	-
14:45	13.8	15.9	14:45	13.8	15.9	-
14:46	12.3	15.0	14:46	12.3	15.0	-
14:47	12.5	14.8	14:47	12.5	14.8	-
14:48	12.0	14.7	14:48	12.0	14.7	-
14:49	15.3	14.7	14:49	15.3	14.7	-
14:50	13.0	14.6	14:50	13.0	14.6	-
14:51	13.0	14.5	14:51	13.0	14.5	-
14:52	14.5	14.4	14:52	14.5	14.4	-
14:53	12.5	14.3	14:53	12.5	14.3	-
14:54	12.5	14.1	14:54	12.5	14.1	-
14:55	12.8	14.0	14:55	12.8	14.0	-
14:56	13.5	14.1	14:56	13.5	14.1	-
14:57	14.5	14.3	14:57	14.5	14.3	-
14:58	13.0	14.0	14:58	13.0	14.0	-
14:59	19.0	13.6	14:59	19.0	13.6	-
15:00	26.8	14.5	15:00	26.8	14.5	-
15:01	26.3	15.4	15:01	26.3	15.4	-
15:02	29.0	16.5	15:02	29.0	16.5	-
15:03	18.5	16.9	15:03	18.5	16.9	-
15:04	16.5	17.0	15:04	16.5	17.0	-
15:05	14.0	17.1	15:05	14.0	17.1	-
15:06	14.8	17.2	15:06	14.8	17.2	-
15:07	12.8	17.1	15:07	12.8	17.1	-
15:08	13.8	17.2	15:08	13.8	17.2	-
15:09	14.5	17.3	15:09	14.5	17.3	-
15:10	14.5	17.4	15:10	14.5	17.4	-
15:11	14.3	17.5	15:11	14.3	17.5	-
15:12	14.8	17.5	15:12	14.8	17.5	-
15:13	14.0	17.6	15:13	14.0	17.6	-
15:14	17.5	17.5	15:14	17.5	17.5	-
15:15	20.5	17.0	15:15	20.5	17.0	-

Grand Union Bowling Alley Site
BCP #360222
150 Westchester Avenue, Port Chester
September 20, 2024

PARTICULATE DATA						
Upwind			Downwind			Exceeds Particulate Alarm Limit
Time	Concentration (ug/m^3)	15-Min Avg Concentration (ug/m^3)	Time	Concentration (ug/m^3)	15-Min Avg Concentration (ug/m^3)	
15:16	15.8	16.3	15:16	15.8	16.3	-
15:17	14.5	15.4	15:17	14.5	15.4	-
15:18	14.5	15.1	15:18	14.5	15.1	-
15:19	14.3	15.0	15:19	14.3	15.0	-
15:20	14.0	15.0	15:20	14.0	15.0	-
15:21	47.5	17.1	15:21	47.5	17.1	-
15:22	26.0	18.0	15:22	26.0	18.0	-
15:23	140.0	26.4	15:23	140.0	26.4	-
15:24	23.3	27.0	15:24	23.3	27.0	-
15:25	18.5	27.3	15:25	18.5	27.3	-
15:26	28.5	28.2	15:26	28.5	28.2	-
15:27	17.3	28.4	15:27	17.3	28.4	-
15:28	13.8	28.4	15:28	13.8	28.4	-
15:29	14.3	28.2	15:29	14.3	28.2	-
15:30	16.3	27.9	15:30	16.3	27.9	-
15:31	14.3	27.8	15:31	14.3	27.8	-
15:32	15.8	27.9	15:32	15.8	27.9	-
15:33	22.5	28.4	15:33	22.5	28.4	-
15:34	16.0	28.5	15:34	16.0	28.5	-
15:35	20.8	29.0	15:35	20.8	29.0	-
15:36	32.5	28.0	15:36	32.5	28.0	-
15:37	26.8	28.0	15:37	26.8	28.0	-
15:38	23.3	20.2	15:38	23.3	20.2	-
15:39	27.5	20.5	15:39	27.5	20.5	-
15:40	19.5	20.6	15:40	19.5	20.6	-
15:41	17.0	19.8	15:41	17.0	19.8	-
15:42	19.3	20.0	15:42	19.3	20.0	-
15:43	16.3	20.1	15:43	16.3	20.1	-
15:44	17.8	20.4	15:44	17.8	20.4	-
15:45	16.8	20.4	15:45	16.8	20.4	-
15:46	17.0	20.6	15:46	17.0	20.6	-
15:47	17.0	20.7	15:47	17.0	20.7	-
15:48	16.3	20.2	15:48	16.3	20.2	-
15:49	16.3	20.3	15:49	16.3	20.3	-
15:50	14.8	19.9	15:50	14.8	19.9	-
15:51	16.5	18.8	15:51	16.5	18.8	-

Grand Union Bowling Alley Site
BCP #360222
150 Westchester Avenue, Port Chester
September 20, 2024

Friday, September 20, 2024						
Number of Instances Where Downwind VOCs Exceeds Upwind VOCs + 5 =						0
Number of Comparable Data Points =						446
Start Time:						8:11
End Time:						15:51
PID DATA						
Upwind			Downwind			
Time	Concentration (ppm)	15-Min Avg Concentration (ppm)	Time	Concentration (ppm)	15-Min Avg Concentration (ppm)	Exceeds VOC Alarm Limit
8:11	0.0	-	8:11	0.0	-	-
8:12	0.0	-	8:12	0.0	-	-
8:13	0.0	-	8:13	0.0	-	-
8:14	0.0	-	8:14	0.0	-	-
8:15	0.0	-	8:15	0.0	-	-
8:16	0.0	-	8:16	0.0	-	-
8:17	0.0	-	8:17	0.0	-	-
8:18	0.0	-	8:18	0.0	-	-
8:19	0.0	-	8:19	0.0	-	-
8:20	0.0	-	8:20	0.0	-	-
8:21	0.0	-	8:21	0.0	-	-
8:22	0.0	-	8:22	0.0	-	-
8:23	0.0	-	8:23	0.0	-	-
8:24	0.0	-	8:24	0.0	-	-
8:25	0.0	-	8:25	0.0	-	-
8:26	0.0	0.0	8:26	0.0	0.0	-
8:27	0.0	0.0	8:27	0.0	0.0	-
8:28	0.0	0.0	8:28	0.0	0.0	-
8:29	0.0	0.0	8:29	0.0	0.0	-
8:30	0.0	0.0	8:30	0.0	0.0	-
8:31	0.0	0.0	8:31	0.0	0.0	-
8:32	0.0	0.0	8:32	0.0	0.0	-
8:33	0.0	0.0	8:33	0.0	0.0	-
8:34	0.0	0.0	8:34	0.0	0.0	-
8:35	0.0	0.0	8:35	0.0	0.0	-
8:36	0.0	0.0	8:36	0.0	0.0	-
8:37	0.0	0.0	8:37	0.0	0.0	-
8:38	0.0	0.0	8:38	0.0	0.0	-
8:39	0.0	0.0	8:39	0.0	0.0	-
8:40	0.0	0.0	8:40	0.0	0.0	-
8:41	0.0	0.0	8:41	0.0	0.0	-
8:42	0.0	0.0	8:42	0.0	0.0	-
8:43	0.0	0.0	8:43	0.0	0.0	-
8:44	0.0	0.0	8:44	0.0	0.0	-
8:45	0.0	0.0	8:45	0.0	0.0	-
8:46	0.0	0.0	8:46	0.0	0.0	-
8:47	0.0	0.0	8:47	0.0	0.0	-
8:48	0.0	0.0	8:48	0.0	0.0	-
8:49	0.0	0.0	8:49	0.0	0.0	-
8:50	0.0	0.0	8:50	0.0	0.0	-
8:51	0.0	0.0	8:51	0.0	0.0	-
8:52	0.0	0.0	8:52	0.0	0.0	-

Grand Union Bowling Alley Site
BCP #360222
150 Westchester Avenue, Port Chester
September 20, 2024

PID DATA						
Upwind			Downwind			
Time	Concentration (ppm)	15-Min Avg Concentration (ppm)	Time	Concentration (ppm)	15-Min Avg Concentration (ppm)	Exceeds VOC Alarm Limit
8:53	0.0	0.0	8:53	0.0	0.0	-
8:54	0.0	0.0	8:54	0.0	0.0	-
8:55	0.0	0.0	8:55	0.0	0.0	-
8:56	0.0	0.0	8:56	0.0	0.0	-
8:57	0.0	0.0	8:57	0.0	0.0	-
8:58	0.0	0.0	8:58	0.0	0.0	-
8:59	0.0	0.0	8:59	0.0	0.0	-
9:00	0.0	0.0	9:00	0.0	0.0	-
9:01	0.0	0.0	9:01	0.0	0.0	-
9:02	0.0	0.0	9:02	0.0	0.0	-
9:03	0.0	0.0	9:03	0.0	0.0	-
9:04	0.0	0.0	9:04	0.0	0.0	-
9:05	0.0	0.0	9:05	0.0	0.0	-
9:06	0.0	0.0	9:06	0.0	0.0	-
9:07	0.0	0.0	9:07	0.0	0.0	-
9:08	0.0	0.0	9:08	0.0	0.0	-
9:09	0.0	0.0	9:09	0.0	0.0	-
9:10	0.0	0.0	9:10	0.0	0.0	-
9:11	0.0	0.0	9:11	0.0	0.0	-
9:12	0.0	0.0	9:12	0.0	0.0	-
9:13	0.0	0.0	9:13	0.0	0.0	-
9:14	0.0	0.0	9:14	0.0	0.0	-
9:15	0.0	0.0	9:15	0.0	0.0	-
9:16	0.0	0.0	9:16	0.0	0.0	-
9:17	0.0	0.0	9:17	0.0	0.0	-
9:18	0.0	0.0	9:18	0.0	0.0	-
9:19	0.0	0.0	9:19	0.0	0.0	-
9:20	0.0	0.0	9:20	0.0	0.0	-
9:21	0.0	0.0	9:21	0.0	0.0	-
9:22	0.0	0.0	9:22	0.0	0.0	-
9:23	0.0	0.0	9:23	0.0	0.0	-
9:24	0.0	0.0	9:24	0.0	0.0	-
9:25	0.0	0.0	9:25	0.0	0.0	-
9:26	0.0	0.0	9:26	0.0	0.0	-
9:27	0.0	0.0	9:27	0.0	0.0	-
9:28	0.0	0.0	9:28	0.0	0.0	-
9:29	0.0	0.0	9:29	0.0	0.0	-
9:30	0.0	0.0	9:30	0.0	0.0	-
9:31	0.0	0.0	9:31	0.0	0.0	-
9:32	0.0	0.0	9:32	0.0	0.0	-
9:33	0.0	0.0	9:33	0.0	0.0	-
9:34	0.0	0.0	9:34	0.0	0.0	-
9:35	0.0	0.0	9:35	0.0	0.0	-
9:36	0.0	0.0	9:36	0.0	0.0	-
9:37	0.0	0.0	9:37	0.0	0.0	-
9:38	0.0	0.0	9:38	0.0	0.0	-
9:39	0.0	0.0	9:39	0.0	0.0	-
9:40	0.0	0.0	9:40	0.0	0.0	-

Grand Union Bowling Alley Site
BCP #360222
150 Westchester Avenue, Port Chester
September 20, 2024

PID DATA						
Upwind			Downwind			
Time	Concentration (ppm)	15-Min Avg Concentration (ppm)	Time	Concentration (ppm)	15-Min Avg Concentration (ppm)	Exceeds VOC Alarm Limit
9:41	0.0	0.0	9:41	0.0	0.0	-
9:42	0.0	0.0	9:42	0.0	0.0	-
9:43	0.0	0.0	9:43	0.0	0.0	-
9:44	0.0	0.0	9:44	0.0	0.0	-
9:45	0.0	0.0	9:45	0.0	0.0	-
9:46	0.0	0.0	9:46	0.0	0.0	-
9:47	0.0	0.0	9:47	0.0	0.0	-
9:48	0.0	0.0	9:48	0.0	0.0	-
9:49	0.0	0.0	9:49	0.0	0.0	-
9:50	0.0	0.0	9:50	0.0	0.0	-
9:51	0.0	0.0	9:51	0.0	0.0	-
9:52	0.0	0.0	9:52	0.0	0.0	-
9:53	0.0	0.0	9:53	0.0	0.0	-
9:54	0.0	0.0	9:54	0.0	0.0	-
9:55	0.0	0.0	9:55	0.0	0.0	-
9:56	0.0	0.0	9:56	0.0	0.0	-
9:57	0.0	0.0	9:57	0.0	0.0	-
9:58	0.0	0.0	9:58	0.0	0.0	-
9:59	0.0	0.0	9:59	0.0	0.0	-
10:00	0.0	0.0	10:00	0.0	0.0	-
10:01	0.0	0.0	10:01	0.0	0.0	-
10:02	0.0	0.0	10:02	0.0	0.0	-
10:03	0.0	0.0	10:03	0.0	0.0	-
10:04	0.0	0.0	10:04	0.0	0.0	-
10:05	0.0	0.0	10:05	0.0	0.0	-
10:06	0.0	0.0	10:06	0.0	0.0	-
10:07	0.0	0.0	10:07	0.0	0.0	-
10:08	0.0	0.0	10:08	0.0	0.0	-
10:09	0.0	0.0	10:09	0.0	0.0	-
10:10	0.0	0.0	10:10	0.0	0.0	-
10:11	0.0	0.0	10:11	0.0	0.0	-
10:12	0.0	0.0	10:12	0.0	0.0	-
10:13	0.0	0.0	10:13	0.0	0.0	-
10:14	0.0	0.0	10:14	0.0	0.0	-
10:15	0.0	0.0	10:15	0.0	0.0	-
10:16	0.0	0.0	10:16	0.0	0.0	-
10:17	0.0	0.0	10:17	0.0	0.0	-
10:18	0.0	0.0	10:18	0.0	0.0	-
10:19	0.0	0.0	10:19	0.0	0.0	-
10:20	0.0	0.0	10:20	0.0	0.0	-
10:21	0.0	0.0	10:21	0.0	0.0	-
10:22	0.0	0.0	10:22	0.0	0.0	-
10:23	0.0	0.0	10:23	0.0	0.0	-
10:24	0.0	0.0	10:24	0.0	0.0	-
10:25	0.0	0.0	10:25	0.0	0.0	-
10:26	0.0	0.0	10:26	0.0	0.0	-
10:27	0.0	0.0	10:27	0.0	0.0	-
10:28	0.0	0.0	10:28	0.0	0.0	-

Grand Union Bowling Alley Site
BCP #360222
150 Westchester Avenue, Port Chester
September 20, 2024

PID DATA						
Upwind			Downwind			
Time	Concentration (ppm)	15-Min Avg Concentration (ppm)	Time	Concentration (ppm)	15-Min Avg Concentration (ppm)	Exceeds VOC Alarm Limit
10:29	0.0	0.0	10:29	0.0	0.0	-
10:30	0.0	0.0	10:30	0.0	0.0	-
10:31	0.0	0.0	10:31	0.0	0.0	-
10:32	0.0	0.0	10:32	0.0	0.0	-
10:33	0.0	0.0	10:33	0.0	0.0	-
10:34	0.0	0.0	10:34	0.0	0.0	-
10:35	0.0	0.0	10:35	0.0	0.0	-
10:36	0.0	0.0	10:36	0.0	0.0	-
10:37	0.0	0.0	10:37	0.0	0.0	-
10:38	0.0	0.0	10:38	0.0	0.0	-
10:39	0.0	0.0	10:39	0.0	0.0	-
10:40	0.0	0.0	10:40	0.0	0.0	-
10:41	0.0	0.0	10:41	0.0	0.0	-
10:42	0.0	0.0	10:42	0.0	0.0	-
10:43	0.0	0.0	10:43	0.0	0.0	-
10:44	0.0	0.0	10:44	0.0	0.0	-
10:45	0.0	0.0	10:45	0.0	0.0	-
10:46	0.0	0.0	10:46	0.0	0.0	-
10:47	0.0	0.0	10:47	0.0	0.0	-
10:48	0.0	0.0	10:48	0.0	0.0	-
10:49	0.0	0.0	10:49	0.0	0.0	-
10:50	0.0	0.0	10:50	0.0	0.0	-
10:51	0.0	0.0	10:51	0.0	0.0	-
10:52	0.0	0.0	10:52	0.0	0.0	-
10:53	0.0	0.0	10:53	0.0	0.0	-
10:54	0.0	0.0	10:54	0.0	0.0	-
10:55	0.0	0.0	10:55	0.0	0.0	-
10:56	0.0	0.0	10:56	0.0	0.0	-
10:57	0.0	0.0	10:57	0.0	0.0	-
10:58	0.0	0.0	10:58	0.0	0.0	-
10:59	0.0	0.0	10:59	0.0	0.0	-
11:00	0.0	0.0	11:00	0.0	0.0	-
11:01	0.0	0.0	11:01	0.0	0.0	-
11:02	0.0	0.0	11:02	0.0	0.0	-
11:03	0.0	0.0	11:03	0.0	0.0	-
11:04	0.0	0.0	11:04	0.0	0.0	-
11:05	0.0	0.0	11:05	0.0	0.0	-
11:06	0.0	0.0	11:06	0.0	0.0	-
11:07	0.0	0.0	11:07	0.0	0.0	-
11:08	0.0	0.0	11:08	0.0	0.0	-
11:09	0.0	0.0	11:09	0.0	0.0	-
11:10	0.0	0.0	11:10	0.0	0.0	-
11:11	0.0	0.0	11:11	0.0	0.0	-
11:12	0.0	0.0	11:12	0.0	0.0	-
11:13	0.0	0.0	11:13	0.0	0.0	-
11:14	0.0	0.0	11:14	0.0	0.0	-
11:15	0.0	0.0	11:15	0.0	0.0	-
11:16	0.0	0.0	11:16	0.0	0.0	-

Grand Union Bowling Alley Site
BCP #360222
150 Westchester Avenue, Port Chester
September 20, 2024

PID DATA						
Upwind			Downwind			
Time	Concentration (ppm)	15-Min Avg Concentration (ppm)	Time	Concentration (ppm)	15-Min Avg Concentration (ppm)	Exceeds VOC Alarm Limit
11:17	0.0	0.0	11:17	0.0	0.0	-
11:18	0.0	0.0	11:18	0.0	0.0	-
11:19	0.0	0.0	11:19	0.0	0.0	-
11:20	0.0	0.0	11:20	0.0	0.0	-
11:21	0.0	0.0	11:21	0.0	0.0	-
11:22	0.0	0.0	11:22	0.0	0.0	-
11:23	0.0	0.0	11:23	0.0	0.0	-
11:24	0.0	0.0	11:24	0.0	0.0	-
11:25	0.0	0.0	11:25	0.0	0.0	-
11:26	0.0	0.0	11:26	0.0	0.0	-
11:27	0.0	0.0	11:27	0.0	0.0	-
11:28	0.0	0.0	11:28	0.0	0.0	-
11:29	0.0	0.0	11:29	0.0	0.0	-
11:30	0.0	0.0	11:30	0.0	0.0	-
11:31	0.0	0.0	11:31	0.0	0.0	-
11:32	0.0	0.0	11:32	0.0	0.0	-
11:33	0.0	0.0	11:33	0.0	0.0	-
11:34	0.0	0.0	11:34	0.0	0.0	-
11:35	0.0	0.0	11:35	0.0	0.0	-
11:36	0.0	0.0	11:36	0.0	0.0	-
11:37	0.0	0.0	11:37	0.0	0.0	-
11:38	0.0	0.0	11:38	0.0	0.0	-
11:39	0.0	0.0	11:39	0.0	0.0	-
11:40	0.0	0.0	11:40	0.0	0.0	-
11:41	0.0	0.0	11:41	0.0	0.0	-
11:42	0.0	0.0	11:42	0.0	0.0	-
11:43	0.0	0.0	11:43	0.0	0.0	-
11:44	0.0	0.0	11:44	0.0	0.0	-
11:45	0.0	0.0	11:45	0.0	0.0	-
11:46	0.0	0.0	11:46	0.0	0.0	-
11:47	0.0	0.0	11:47	0.0	0.0	-
11:48	0.0	0.0	11:48	0.0	0.0	-
11:49	0.0	0.0	11:49	0.0	0.0	-
11:50	0.0	0.0	11:50	0.0	0.0	-
11:51	0.0	0.0	11:51	0.0	0.0	-
11:52	0.0	0.0	11:52	0.0	0.0	-
11:53	0.0	0.0	11:53	0.0	0.0	-
11:54	0.0	0.0	11:54	0.0	0.0	-
11:55	0.0	0.0	11:55	0.0	0.0	-
11:56	0.0	0.0	11:56	0.0	0.0	-
11:57	0.0	0.0	11:57	0.0	0.0	-
11:58	0.0	0.0	11:58	0.0	0.0	-
11:59	0.0	0.0	11:59	0.0	0.0	-
12:00	0.0	0.0	12:00	0.0	0.0	-
12:01	0.0	0.0	12:01	0.0	0.0	-
12:02	0.0	0.0	12:02	0.0	0.0	-
12:03	0.0	0.0	12:03	0.0	0.0	-
12:04	0.0	0.0	12:04	0.0	0.0	-

Grand Union Bowling Alley Site
BCP #360222
150 Westchester Avenue, Port Chester
September 20, 2024

PID DATA						
Upwind			Downwind			
Time	Concentration (ppm)	15-Min Avg Concentration (ppm)	Time	Concentration (ppm)	15-Min Avg Concentration (ppm)	Exceeds VOC Alarm Limit
12:05	0.0	0.0	12:05	0.0	0.0	-
12:06	0.0	0.0	12:06	0.0	0.0	-
12:07	0.0	0.0	12:07	0.0	0.0	-
12:08	0.0	0.0	12:08	0.0	0.0	-
12:09	0.0	0.0	12:09	0.0	0.0	-
12:10	0.0	0.0	12:10	0.0	0.0	-
12:11	0.0	0.0	12:11	0.0	0.0	-
12:12	0.0	0.0	12:12	0.0	0.0	-
12:13	0.0	0.0	12:13	0.0	0.0	-
12:14	0.0	0.0	12:14	0.0	0.0	-
12:15	0.0	0.0	12:15	0.0	0.0	-
12:16	0.0	0.0	12:16	0.0	0.0	-
12:17	0.0	0.0	12:17	0.0	0.0	-
12:18	0.0	0.0	12:18	0.0	0.0	-
12:19	0.0	0.0	12:19	0.0	0.0	-
12:20	0.0	0.0	12:20	0.0	0.0	-
12:21	0.0	0.0	12:21	0.0	0.0	-
12:22	0.0	0.0	12:22	0.0	0.0	-
12:23	0.0	0.0	12:23	0.0	0.0	-
12:24	0.0	0.0	12:24	0.0	0.0	-
12:25	0.0	0.0	12:25	0.0	0.0	-
12:26	0.0	0.0	12:26	0.0	0.0	-
12:27	0.0	0.0	12:27	0.0	0.0	-
12:28	0.0	0.0	12:28	0.0	0.0	-
12:29	0.0	0.0	12:29	0.0	0.0	-
12:30	0.0	0.0	12:30	0.0	0.0	-
12:31	0.0	0.0	12:31	0.0	0.0	-
12:32	0.0	0.0	12:32	0.0	0.0	-
12:33	0.0	0.0	12:33	0.0	0.0	-
12:34	0.0	0.0	12:34	0.0	0.0	-
12:35	0.0	0.0	12:35	0.0	0.0	-
12:36	0.0	0.0	12:36	0.0	0.0	-
12:37	0.0	0.0	12:37	0.0	0.0	-
12:38	0.0	0.0	12:38	0.0	0.0	-
12:39	0.0	0.0	12:39	0.0	0.0	-
12:40	0.0	0.0	12:40	0.0	0.0	-
12:41	0.0	0.0	12:41	0.0	0.0	-
12:42	0.0	0.0	12:42	0.0	0.0	-
12:43	0.0	0.0	12:43	0.0	0.0	-
12:44	0.0	0.0	12:44	0.0	0.0	-
12:45	0.0	0.0	12:45	0.0	0.0	-
12:46	0.0	0.0	12:46	0.0	0.0	-
12:47	0.0	0.0	12:47	0.0	0.0	-
12:48	0.0	0.0	12:48	0.0	0.0	-
12:49	0.0	0.0	12:49	0.0	0.0	-
12:50	0.0	0.0	12:50	0.0	0.0	-
12:51	0.0	0.0	12:51	0.0	0.0	-
12:52	0.0	0.0	12:52	0.0	0.0	-

Grand Union Bowling Alley Site
BCP #360222
150 Westchester Avenue, Port Chester
September 20, 2024

PID DATA						
Upwind			Downwind			
Time	Concentration (ppm)	15-Min Avg Concentration (ppm)	Time	Concentration (ppm)	15-Min Avg Concentration (ppm)	Exceeds VOC Alarm Limit
12:53	0.0	0.0	12:53	0.0	0.0	-
12:54	0.0	0.0	12:54	0.0	0.0	-
12:55	0.0	0.0	12:55	0.0	0.0	-
12:56	0.0	0.0	12:56	0.0	0.0	-
12:57	0.0	0.0	12:57	0.0	0.0	-
12:58	0.0	0.0	12:58	0.0	0.0	-
12:59	0.0	0.0	12:59	0.0	0.0	-
13:00	0.0	0.0	13:00	0.0	0.0	-
13:01	0.0	0.0	13:01	0.0	0.0	-
13:02	0.0	0.0	13:02	0.0	0.0	-
13:03	0.0	0.0	13:03	0.0	0.0	-
13:04	0.0	0.0	13:04	0.0	0.0	-
13:05	0.0	0.0	13:05	0.0	0.0	-
13:06	0.0	0.0	13:06	0.0	0.0	-
13:07	0.0	0.0	13:07	0.0	0.0	-
13:08	0.0	0.0	13:08	0.0	0.0	-
13:09	0.0	0.0	13:09	0.0	0.0	-
13:10	0.0	0.0	13:10	0.0	0.0	-
13:11	0.0	0.0	13:11	0.0	0.0	-
13:12	0.0	0.0	13:12	0.0	0.0	-
13:13	0.0	0.0	13:13	0.0	0.0	-
13:14	0.0	0.0	13:14	0.0	0.0	-
13:15	0.0	0.0	13:15	0.0	0.0	-
13:16	0.0	0.0	13:16	0.0	0.0	-
13:17	0.0	0.0	13:17	0.0	0.0	-
13:18	0.0	0.0	13:18	0.0	0.0	-
13:19	0.0	0.0	13:19	0.0	0.0	-
13:20	0.0	0.0	13:20	0.0	0.0	-
13:21	0.0	0.0	13:21	0.0	0.0	-
13:22	0.0	0.0	13:22	0.0	0.0	-
13:23	0.0	0.0	13:23	0.0	0.0	-
13:24	0.0	0.0	13:24	0.0	0.0	-
13:25	0.0	0.0	13:25	0.0	0.0	-
13:26	0.0	0.0	13:26	0.0	0.0	-
13:27	0.0	0.0	13:27	0.0	0.0	-
13:28	0.0	0.0	13:28	0.0	0.0	-
13:29	0.0	0.0	13:29	0.0	0.0	-
13:30	0.0	0.0	13:30	0.0	0.0	-
13:31	0.0	0.0	13:31	0.0	0.0	-
13:32	0.0	0.0	13:32	0.0	0.0	-
13:33	0.0	0.0	13:33	0.0	0.0	-
13:34	0.0	0.0	13:34	0.0	0.0	-
13:35	0.0	0.0	13:35	0.0	0.0	-
13:36	0.0	0.0	13:36	0.0	0.0	-
13:37	0.0	0.0	13:37	0.0	0.0	-
13:38	0.0	0.0	13:38	0.0	0.0	-
13:39	0.0	0.0	13:39	0.0	0.0	-
13:40	0.0	0.0	13:40	0.0	0.0	-

Grand Union Bowling Alley Site
BCP #360222
150 Westchester Avenue, Port Chester
September 20, 2024

PID DATA						
Upwind			Downwind			
Time	Concentration (ppm)	15-Min Avg Concentration (ppm)	Time	Concentration (ppm)	15-Min Avg Concentration (ppm)	Exceeds VOC Alarm Limit
13:41	0.0	0.0	13:41	0.0	0.0	-
13:42	0.0	0.0	13:42	0.0	0.0	-
13:43	0.0	0.0	13:43	0.0	0.0	-
13:44	0.0	0.0	13:44	0.0	0.0	-
13:45	0.0	0.0	13:45	0.0	0.0	-
13:46	0.0	0.0	13:46	0.0	0.0	-
13:47	0.0	0.0	13:47	0.0	0.0	-
13:48	0.0	0.0	13:48	0.0	0.0	-
13:49	0.0	0.0	13:49	0.0	0.0	-
13:50	0.0	0.0	13:50	0.0	0.0	-
13:51	0.0	0.0	13:51	0.0	0.0	-
13:52	0.0	0.0	13:52	0.0	0.0	-
13:53	0.0	0.0	13:53	0.0	0.0	-
13:54	0.0	0.0	13:54	0.0	0.0	-
13:55	0.0	0.0	13:55	0.0	0.0	-
13:56	0.0	0.0	13:56	0.0	0.0	-
13:57	0.0	0.0	13:57	0.0	0.0	-
13:58	0.0	0.0	13:58	0.0	0.0	-
13:59	0.0	0.0	13:59	0.0	0.0	-
14:00	0.0	0.0	14:00	0.0	0.0	-
14:01	0.0	0.0	14:01	0.0	0.0	-
14:02	0.0	0.0	14:02	0.0	0.0	-
14:03	0.0	0.0	14:03	0.0	0.0	-
14:04	0.0	0.0	14:04	0.0	0.0	-
14:05	0.0	0.0	14:05	0.0	0.0	-
14:06	0.0	0.0	14:06	0.0	0.0	-
14:07	0.0	0.0	14:07	0.0	0.0	-
14:08	0.0	0.0	14:08	0.0	0.0	-
14:09	0.0	0.0	14:09	0.0	0.0	-
14:10	0.0	0.0	14:10	0.0	0.0	-
14:11	0.0	0.0	14:11	0.0	0.0	-
14:12	0.0	0.0	14:12	0.0	0.0	-
14:13	0.0	0.0	14:13	0.0	0.0	-
14:14	0.0	0.0	14:14	0.0	0.0	-
14:15	0.0	0.0	14:15	0.0	0.0	-
14:16	0.0	0.0	14:16	0.0	0.0	-
14:17	0.0	0.0	14:17	0.0	0.0	-
14:18	0.0	0.0	14:18	0.0	0.0	-
14:19	0.0	0.0	14:19	0.0	0.0	-
14:20	0.0	0.0	14:20	0.0	0.0	-
14:21	0.0	0.0	14:21	0.0	0.0	-
14:22	0.0	0.0	14:22	0.0	0.0	-
14:23	0.0	0.0	14:23	0.0	0.0	-
14:24	0.0	0.0	14:24	0.0	0.0	-
14:25	0.0	0.0	14:25	0.0	0.0	-
14:26	0.0	0.0	14:26	0.0	0.0	-
14:27	0.0	0.0	14:27	0.0	0.0	-
14:28	0.0	0.0	14:28	0.0	0.0	-

Grand Union Bowling Alley Site
BCP #360222
150 Westchester Avenue, Port Chester
September 20, 2024

PID DATA						
Upwind			Downwind			
Time	Concentration (ppm)	15-Min Avg Concentration (ppm)	Time	Concentration (ppm)	15-Min Avg Concentration (ppm)	Exceeds VOC Alarm Limit
14:29	0.0	0.0	14:29	0.0	0.0	-
14:30	0.0	0.0	14:30	0.0	0.0	-
14:31	0.0	0.0	14:31	0.0	0.0	-
14:32	0.0	0.0	14:32	0.0	0.0	-
14:33	0.0	0.0	14:33	0.0	0.0	-
14:34	0.0	0.0	14:34	0.0	0.0	-
14:35	0.0	0.0	14:35	0.0	0.0	-
14:36	0.0	0.0	14:36	0.0	0.0	-
14:37	0.0	0.0	14:37	0.0	0.0	-
14:38	0.0	0.0	14:38	0.0	0.0	-
14:39	0.0	0.0	14:39	0.0	0.0	-
14:40	0.0	0.0	14:40	0.0	0.0	-
14:41	0.0	0.0	14:41	0.0	0.0	-
14:42	0.0	0.0	14:42	0.0	0.0	-
14:43	0.0	0.0	14:43	0.0	0.0	-
14:44	0.0	0.0	14:44	0.0	0.0	-
14:45	0.0	0.0	14:45	0.0	0.0	-
14:46	0.0	0.0	14:46	0.0	0.0	-
14:47	0.0	0.0	14:47	0.0	0.0	-
14:48	0.0	0.0	14:48	0.0	0.0	-
14:49	0.0	0.0	14:49	0.0	0.0	-
14:50	0.0	0.0	14:50	0.0	0.0	-
14:51	0.0	0.0	14:51	0.0	0.0	-
14:52	0.0	0.0	14:52	0.0	0.0	-
14:53	0.0	0.0	14:53	0.0	0.0	-
14:54	0.0	0.0	14:54	0.0	0.0	-
14:55	0.0	0.0	14:55	0.0	0.0	-
14:56	0.0	0.0	14:56	0.0	0.0	-
14:57	0.0	0.0	14:57	0.0	0.0	-
14:58	0.0	0.0	14:58	0.0	0.0	-
14:59	0.0	0.0	14:59	0.0	0.0	-
15:00	0.0	0.0	15:00	0.0	0.0	-
15:01	0.0	0.0	15:01	0.0	0.0	-
15:02	0.0	0.0	15:02	0.0	0.0	-
15:03	0.0	0.0	15:03	0.0	0.0	-
15:04	0.0	0.0	15:04	0.0	0.0	-
15:05	0.0	0.0	15:05	0.0	0.0	-
15:06	0.0	0.0	15:06	0.0	0.0	-
15:07	0.0	0.0	15:07	0.0	0.0	-
15:08	0.0	0.0	15:08	0.0	0.0	-
15:09	0.0	0.0	15:09	0.0	0.0	-
15:10	0.0	0.0	15:10	0.0	0.0	-
15:11	0.0	0.0	15:11	0.0	0.0	-
15:12	0.0	0.0	15:12	0.0	0.0	-
15:13	0.0	0.0	15:13	0.0	0.0	-
15:14	0.0	0.0	15:14	0.0	0.0	-
15:15	0.0	0.0	15:15	0.0	0.0	-
15:16	0.0	0.0	15:16	0.0	0.0	-

Grand Union Bowling Alley Site
BCP #360222
150 Westchester Avenue, Port Chester
September 20, 2024

PID DATA						
Upwind			Downwind			
Time	Concentration (ppm)	15-Min Avg Concentration (ppm)	Time	Concentration (ppm)	15-Min Avg Concentration (ppm)	Exceeds VOC Alarm Limit
15:17	0.0	0.0	15:17	0.0	0.0	-
15:18	0.0	0.0	15:18	0.0	0.0	-
15:19	0.0	0.0	15:19	0.0	0.0	-
15:20	0.0	0.0	15:20	0.0	0.0	-
15:21	0.0	0.0	15:21	0.0	0.0	-
15:22	0.0	0.0	15:22	0.0	0.0	-
15:23	0.0	0.0	15:23	0.0	0.0	-
15:24	0.0	0.0	15:24	0.0	0.0	-
15:25	0.0	0.0	15:25	0.0	0.0	-
15:26	0.0	0.0	15:26	0.0	0.0	-
15:27	0.0	0.0	15:27	0.0	0.0	-
15:28	0.0	0.0	15:28	0.0	0.0	-
15:29	0.0	0.0	15:29	0.0	0.0	-
15:30	0.0	0.0	15:30	0.0	0.0	-
15:31	0.0	0.0	15:31	0.0	0.0	-
15:32	0.0	0.0	15:32	0.0	0.0	-
15:33	0.0	0.0	15:33	0.0	0.0	-
15:34	0.0	0.0	15:34	0.0	0.0	-
15:35	0.0	0.0	15:35	0.0	0.0	-
15:36	0.0	0.0	15:36	0.0	0.0	-
15:37	0.0	0.0	15:37	0.0	0.0	-
15:38	0.0	0.0	15:38	0.0	0.0	-
15:39	0.0	0.0	15:39	0.0	0.0	-
15:40	0.0	0.0	15:40	0.0	0.0	-
15:41	0.0	0.0	15:41	0.0	0.0	-
15:42	0.0	0.0	15:42	0.0	0.0	-
15:43	0.0	0.0	15:43	0.0	0.0	-
15:44	0.0	0.0	15:44	0.0	0.0	-
15:45	0.0	0.0	15:45	0.0	0.0	-
15:46	0.0	0.0	15:46	0.0	0.0	-
15:47	0.0	0.0	15:47	0.0	0.0	-
15:48	0.0	0.0	15:48	0.0	0.0	-
15:49	0.0	0.0	15:49	0.0	0.0	-
15:50	0.0	0.0	15:50	0.0	0.0	-
15:51	0.0	0.0	15:51	0.0	0.0	-

SESI CONSULTING ENGINEERS

959 US-46 Floor 3, Suite 300 - Parsippany-Troy Hills, NJ

DAILY AIR MONITORING REPORT
150 Westchester Avenue
Port Chester, New York

09/23/2024

Rev. No. 0 | Page 1 of 2

Project Number: 11895A

Dust Action Level: 150 µg/m^3

VOC Action Level: 5 ppm

Weather Data Range for Work Day		Wind Direction	ENE	Relative Humidity (%)	59.0 - 80.0	Daily Rain Total (in)	0.12	Readings in the summary table and graphs below are the reported downwind concentrations.
Temperature (°F)	57.0 - 65.0	Wind Speed (MPH)	1.9 - 10.3	Barometer (inHg)	30.00 - 30.10	Avg. Dew Point Temp (°F)	52.5	

Station Location	Daily Avg. Dust Concentration (µg/m^3)	Max 15-Min Dust Concentration (µg/m^3)	Time of Max Dust Reading	Daily Avg. VOC Concentration (ppm)	Max 15-Min VOC Concentration (ppm)	Time of Max VOC Reading
Upwind	10.5	21.0	9:28	0.0	0.0	8:31
Downwind	10.3	61.0	8:40	0.0	0.0	8:28

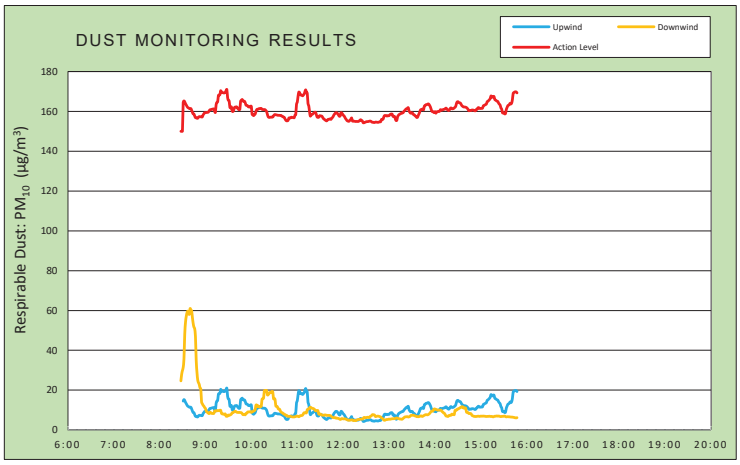

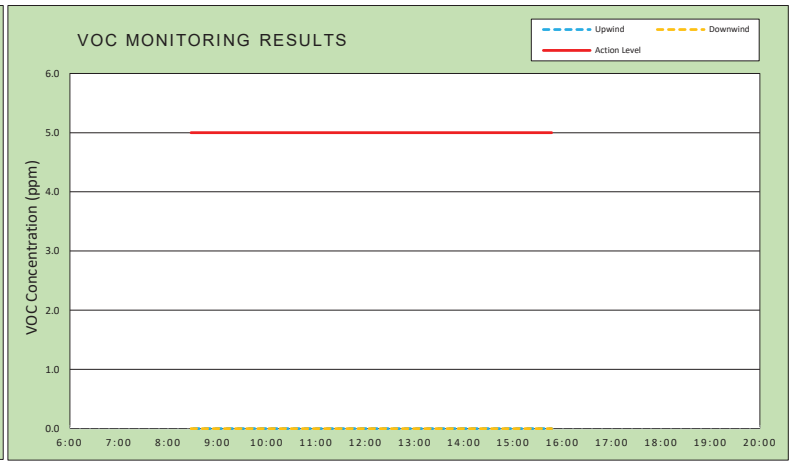

Air Monitoring Notes:

Weather Notes:

EMILCOTT
A Triumvirate Environmental Company

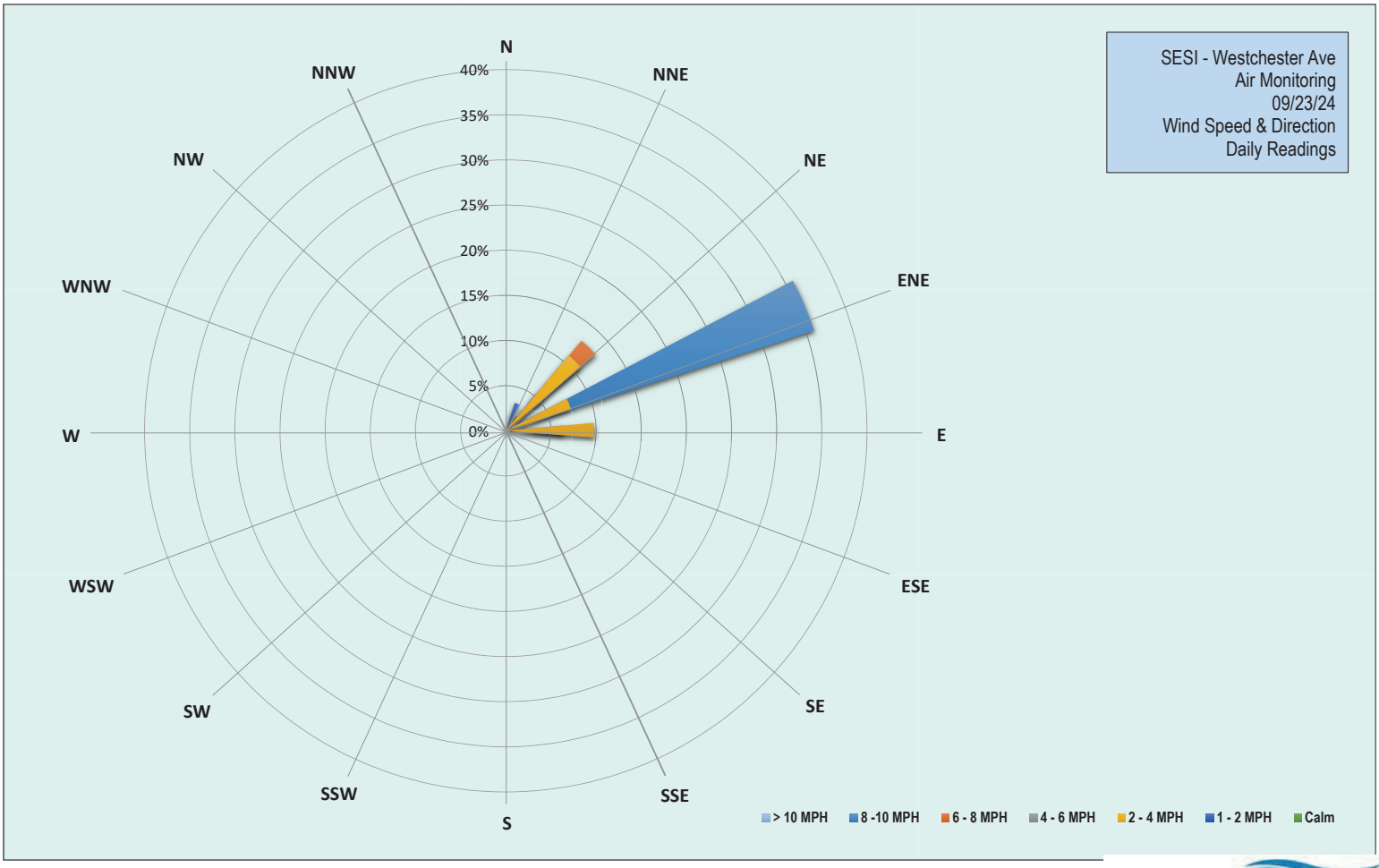

EMILCOTT
A Triumvirate Environmental Company

Grand Union Bowling Alley Site
BCP #360222
150 Westchester Avenue, Port Chester
September 23, 2024

Monday, September 23, 2024						
Number of Instances Where Downwind Particulates Exceeds Upwind Particulate + 150 =						0
Number of Comparable Data Points =						437
Start Time:						8:13
End Time:						15:47
PARTICULATE DATA						
Upwind			Downwind			Exceeds Particulate Alarm Limit
Time	Concentration (ug/m^3)	15-Min Avg Concentration (ug/m^3)	Time	Concentration (ug/m^3)	15-Min Avg Concentration (ug/m^3)	
8:13	-	-	8:13	11.5	-	-
8:14	-	-	8:14	11.5	-	-
8:15	-	-	8:15	12.0	-	-
8:16	11.5	-	8:16	12.0	-	-
8:17	7.3	-	8:17	10.5	-	-
8:18	13.8	-	8:18	10.8	-	-
8:19	22.5	-	8:19	10.8	-	-
8:20	16.5	-	8:20	22.5	-	-
8:21	17.5	-	8:21	10.3	-	-
8:22	14.0	-	8:22	13.8	-	-
8:23	8.5	-	8:23	55.8	-	-
8:24	11.0	-	8:24	22.5	-	-
8:25	7.8	-	8:25	64.5	-	-
8:26	6.8	-	8:26	29.5	-	-
8:27	20.5	-	8:27	23.5	-	-
8:28	24.5	-	8:28	60.0	24.7	-
8:29	17.5	-	8:29	61.0	28.0	-
8:30	9.3	-	8:30	40.3	29.8	-
8:31	20.3	14.5	8:31	35.8	31.4	-
8:32	18.8	15.3	8:32	74.0	35.7	-
8:33	6.5	14.8	8:33	195.0	47.9	-
8:34	9.0	13.9	8:34	101.8	54.0	-
8:35	6.5	13.2	8:35	68.5	57.1	-
8:36	6.5	12.5	8:36	37.8	58.9	-
8:37	6.0	12.0	8:37	25.8	59.7	-
8:38	5.3	11.7	8:38	37.3	58.5	-
8:39	6.8	11.5	8:39	16.8	58.1	-
8:40	7.0	11.4	8:40	107.5	61.0	-
8:41	7.3	11.4	8:41	19.5	60.3	-
8:42	7.8	10.6	8:42	17.3	59.9	-
8:43	9.3	9.6	8:43	10.8	56.6	-
8:44	5.3	8.8	8:44	16.5	53.6	-
8:45	8.5	8.7	8:45	11.3	51.7	-
8:46	5.8	7.7	8:46	23.8	50.9	-
8:47	5.0	6.8	8:47	14.8	46.9	-
8:48	7.3	6.9	8:48	15.3	35.0	-
8:49	4.8	6.6	8:49	11.0	28.9	-
8:50	6.0	6.6	8:50	10.3	25.0	-
8:51	14.5	7.1	8:51	18.3	23.7	-
8:52	10.3	7.4	8:52	12.5	22.8	-
8:53	4.8	7.3	8:53	10.8	21.1	-
8:54	6.0	7.3	8:54	9.5	20.6	-

Grand Union Bowling Alley Site
BCP #360222
150 Westchester Avenue, Port Chester
September 23, 2024

PARTICULATE DATA						
Upwind			Downwind			Exceeds Particulate Alarm Limit
Time	Concentration (ug/m^3)	15-Min Avg Concentration (ug/m^3)	Time	Concentration (ug/m^3)	15-Min Avg Concentration (ug/m^3)	
8:55	5.8	7.2	8:55	8.3	14.0	-
8:56	7.5	7.2	8:56	7.8	13.2	-
8:57	23.0	8.2	8:57	5.3	12.4	-
8:58	17.0	8.8	8:58	4.8	12.0	-
8:59	13.8	9.3	8:59	5.3	11.2	-
9:00	9.3	9.4	9:00	5.5	10.9	-
9:01	6.5	9.4	9:01	5.0	9.6	-
9:02	6.0	9.5	9:02	6.8	9.1	-
9:03	7.8	9.5	9:03	9.5	8.7	-
9:04	7.5	9.7	9:04	6.5	8.4	-
9:05	15.3	10.3	9:05	7.5	8.2	-
9:06	22.0	10.8	9:06	28.5	8.9	-
9:07	10.5	10.8	9:07	9.8	8.7	-
9:08	7.3	11.0	9:08	5.5	8.4	-
9:09	7.5	11.1	9:09	8.5	8.3	-
9:10	7.0	11.2	9:10	8.3	8.3	-
9:11	8.3	11.2	9:11	7.5	8.3	-
9:12	7.0	10.2	9:12	23.3	9.5	-
9:13	6.8	9.5	9:13	7.0	9.6	-
9:14	71.8	13.4	9:14	5.0	9.6	-
9:15	27.3	14.6	9:15	4.8	9.6	-
9:16	9.3	14.7	9:16	9.0	9.8	-
9:17	56.0	18.1	9:17	5.0	9.7	-
9:18	10.0	18.2	9:18	9.8	9.7	-
9:19	10.0	18.4	9:19	9.3	9.9	-
9:20	45.8	20.4	9:20	7.0	9.9	-
9:21	10.3	19.6	9:21	5.8	8.4	-
9:22	7.5	19.4	9:22	5.5	8.1	-
9:23	6.5	19.4	9:23	6.0	8.1	-
9:24	5.8	19.3	9:24	4.5	7.8	-
9:25	7.8	19.3	9:25	9.8	7.9	-
9:26	13.3	19.7	9:26	9.3	8.1	-
9:27	18.0	20.4	9:27	6.3	6.9	-
9:28	15.8	21.0	9:28	6.3	6.9	-
9:29	11.3	17.0	9:29	6.5	7.0	-
9:30	6.0	15.5	9:30	13.3	7.5	-
9:31	6.0	15.3	9:31	5.5	7.3	-
9:32	5.8	12.0	9:32	8.0	7.5	-
9:33	6.5	11.7	9:33	12.5	7.7	-
9:34	18.0	12.3	9:34	13.8	8.0	-
9:35	14.0	10.2	9:35	17.3	8.7	-
9:36	6.3	9.9	9:36	6.0	8.7	-
9:37	20.0	10.7	9:37	9.8	9.0	-
9:38	25.3	12.0	9:38	9.3	9.2	-
9:39	8.8	12.2	9:39	8.3	9.4	-
9:40	8.0	12.2	9:40	5.5	9.2	-
9:41	14.8	12.3	9:41	5.5	8.9	-
9:42	8.0	11.6	9:42	5.0	8.8	-

Grand Union Bowling Alley Site
BCP #360222
150 Westchester Avenue, Port Chester
September 23, 2024

PARTICULATE DATA						
Upwind			Downwind			Exceeds Particulate Alarm Limit
Time	Concentration (ug/m^3)	15-Min Avg Concentration (ug/m^3)	Time	Concentration (ug/m^3)	15-Min Avg Concentration (ug/m^3)	
9:43	8.5	11.1	9:43	5.5	8.8	-
9:44	6.5	10.8	9:44	7.8	8.9	-
9:45	8.8	11.0	9:45	12.0	8.8	-
9:46	68.5	15.2	9:46	5.3	8.8	-
9:47	10.3	15.5	9:47	6.5	8.7	-
9:48	14.8	16.0	9:48	6.3	8.2	-
9:49	6.0	15.2	9:49	6.0	7.7	-
9:50	11.8	15.1	9:50	16.8	7.7	-
9:51	7.3	15.1	9:51	8.5	7.9	-
9:52	8.3	14.4	9:52	5.5	7.6	-
9:53	7.3	13.2	9:53	20.5	8.3	-
9:54	6.5	13.0	9:54	8.8	8.4	-
9:55	6.0	12.9	9:55	14.3	8.9	-
9:56	6.5	12.3	9:56	7.8	9.1	-
9:57	7.3	12.3	9:57	4.8	9.1	-
9:58	7.0	12.2	9:58	6.3	9.1	-
9:59	13.0	12.6	9:59	9.0	9.2	-
10:00	8.8	12.6	10:00	6.3	8.8	-
10:01	6.8	8.5	10:01	9.8	9.1	-
10:02	8.0	8.3	10:02	8.0	9.2	-
10:03	7.5	7.9	10:03	11.0	9.5	-
10:04	14.3	8.4	10:04	9.5	9.8	-
10:05	15.5	8.7	10:05	21.3	10.1	-
10:06	26.0	9.9	10:06	44.0	12.4	-
10:07	22.8	10.9	10:07	7.5	12.6	-
10:08	10.5	11.1	10:08	8.5	11.8	-
10:09	6.3	11.1	10:09	14.3	12.1	-
10:10	10.8	11.4	10:10	5.3	11.5	-
10:11	7.0	11.4	10:11	8.3	11.6	-
10:12	8.3	11.5	10:12	6.0	11.7	-
10:13	7.0	11.5	10:13	10.8	12.0	-
10:14	6.3	11.0	10:14	62.8	15.5	-
10:15	7.5	11.0	10:15	8.0	15.7	-
10:16	6.3	10.9	10:16	15.5	16.0	-
10:17	8.0	10.9	10:17	64.5	19.8	-
10:18	6.3	10.8	10:18	9.3	19.7	-
10:19	7.8	10.4	10:19	11.3	19.8	-
10:20	7.0	9.8	10:20	22.0	19.9	-
10:21	5.3	8.5	10:21	10.3	17.6	-
10:22	5.8	7.3	10:22	8.3	17.7	-
10:23	5.8	7.0	10:23	21.8	18.5	-
10:24	6.0	7.0	10:24	14.0	18.5	-
10:25	12.5	7.1	10:25	11.0	18.9	-
10:26	6.8	7.1	10:26	9.3	19.0	-
10:27	10.3	7.2	10:27	12.3	19.4	-
10:28	5.8	7.1	10:28	7.3	19.2	-
10:29	15.8	7.8	10:29	10.0	15.6	-
10:30	14.8	8.3	10:30	11.3	15.9	-

Grand Union Bowling Alley Site
BCP #360222
150 Westchester Avenue, Port Chester
September 23, 2024

PARTICULATE DATA						
Upwind			Downwind			Exceeds Particulate Alarm Limit
Time	Concentration (ug/m^3)	15-Min Avg Concentration (ug/m^3)	Time	Concentration (ug/m^3)	15-Min Avg Concentration (ug/m^3)	
10:31	8.5	8.4	10:31	6.8	15.3	-
10:32	6.0	8.3	10:32	15.0	12.0	-
10:33	5.8	8.2	10:33	7.3	11.8	-
10:34	5.8	8.1	10:34	9.0	11.7	-
10:35	5.8	8.0	10:35	6.5	10.7	-
10:36	5.8	8.1	10:36	7.5	10.5	-
10:37	4.8	8.0	10:37	7.0	10.4	-
10:38	5.5	8.0	10:38	7.5	9.4	-
10:39	5.8	8.0	10:39	7.0	9.0	-
10:40	6.0	7.5	10:40	6.8	8.7	-
10:41	6.3	7.5	10:41	6.8	8.5	-
10:42	4.5	7.1	10:42	5.3	8.1	-
10:43	4.5	7.0	10:43	6.0	8.0	-
10:44	4.0	6.2	10:44	5.3	7.7	-
10:45	5.0	5.6	10:45	6.8	7.4	-
10:46	3.8	5.3	10:46	7.5	7.4	-
10:47	6.3	5.3	10:47	7.5	6.9	-
10:48	8.3	5.5	10:48	7.0	6.9	-
10:49	24.3	6.7	10:49	7.8	6.8	-
10:50	6.0	6.7	10:50	7.0	6.8	-
10:51	5.0	6.7	10:51	8.5	6.9	-
10:52	10.8	7.1	10:52	4.8	6.8	-
10:53	5.0	7.0	10:53	5.3	6.6	-
10:54	4.3	6.9	10:54	6.3	6.6	-
10:55	5.5	6.9	10:55	6.8	6.6	-
10:56	5.0	6.8	10:56	6.8	6.6	-
10:57	24.3	8.1	10:57	6.8	6.7	-
10:58	8.0	8.4	10:58	7.8	6.8	-
10:59	83.0	13.6	10:59	7.3	6.9	-
11:00	20.0	14.6	11:00	7.8	7.0	-
11:01	47.5	17.5	11:01	5.3	6.8	-
11:02	38.3	19.7	11:02	4.8	6.6	-
11:03	4.5	19.4	11:03	10.5	6.9	-
11:04	8.0	18.3	11:04	12.5	7.2	-
11:05	4.3	18.2	11:05	7.3	7.2	-
11:06	4.5	18.2	11:06	9.5	7.3	-
11:07	5.0	17.8	11:07	8.0	7.5	-
11:08	12.5	18.3	11:08	15.3	8.2	-
11:09	10.3	18.7	11:09	14.3	8.7	-
11:10	23.3	19.9	11:10	5.5	8.6	-
11:11	19.3	20.8	11:11	6.8	8.6	-
11:12	4.0	19.5	11:12	6.3	8.6	-
11:13	4.3	19.2	11:13	31.3	10.1	-
11:14	3.5	13.9	11:14	12.0	10.5	-
11:15	3.5	12.8	11:15	9.0	10.5	-
11:16	4.5	10.0	11:16	13.5	11.1	-
11:17	3.8	7.7	11:17	10.3	11.5	-
11:18	9.5	8.0	11:18	6.8	11.2	-

Grand Union Bowling Alley Site
BCP #360222
150 Westchester Avenue, Port Chester
September 23, 2024

PARTICULATE DATA						
Upwind			Downwind			Exceeds Particulate Alarm Limit
Time	Concentration (ug/m^3)	15-Min Avg Concentration (ug/m^3)	Time	Concentration (ug/m^3)	15-Min Avg Concentration (ug/m^3)	
11:19	14.8	8.5	11:19	7.3	10.9	-
11:20	6.5	8.6	11:20	8.0	10.9	-
11:21	10.5	9.0	11:21	6.5	10.7	-
11:22	9.0	9.3	11:22	5.5	10.5	-
11:23	17.3	9.6	11:23	8.5	10.1	-
11:24	9.0	9.5	11:24	7.5	9.6	-
11:25	4.5	8.3	11:25	6.0	9.7	-
11:26	2.5	7.1	11:26	8.5	9.8	-
11:27	2.8	7.1	11:27	5.3	9.7	-
11:28	3.8	7.0	11:28	6.8	8.1	-
11:29	15.5	7.8	11:29	8.3	7.8	-
11:30	3.3	7.8	11:30	12.3	8.1	-
11:31	3.0	7.7	11:31	9.5	7.8	-
11:32	2.8	7.6	11:32	5.8	7.5	-
11:33	1.8	7.1	11:33	6.3	7.5	-
11:34	4.3	6.4	11:34	5.0	7.3	-
11:35	3.0	6.2	11:35	11.3	7.5	-
11:36	3.8	5.7	11:36	6.0	7.5	-
11:37	6.5	5.6	11:37	6.5	7.6	-
11:38	12.3	5.2	11:38	5.8	7.4	-
11:39	11.8	5.4	11:39	7.0	7.3	-
11:40	12.3	5.9	11:40	6.0	7.3	-
11:41	3.5	6.0	11:41	8.3	7.3	-
11:42	4.8	6.1	11:42	5.3	7.3	-
11:43	4.8	6.2	11:43	5.3	7.2	-
11:44	12.0	6.0	11:44	5.3	7.0	-
11:45	12.0	6.6	11:45	6.0	6.6	-
11:46	8.8	6.9	11:46	5.3	6.3	-
11:47	11.8	7.5	11:47	4.0	6.2	-
11:48	13.5	8.3	11:48	5.8	6.2	-
11:49	11.0	8.8	11:49	6.5	6.3	-
11:50	10.5	9.3	11:50	6.5	6.0	-
11:51	4.8	9.3	11:51	7.3	6.0	-
11:52	4.5	9.2	11:52	4.0	5.9	-
11:53	3.8	8.6	11:53	5.5	5.9	-
11:54	3.5	8.1	11:54	5.3	5.7	-
11:55	3.8	7.5	11:55	3.0	5.5	-
11:56	6.3	7.7	11:56	4.8	5.3	-
11:57	29.0	9.3	11:57	6.8	5.4	-
11:58	3.5	9.2	11:58	9.8	5.7	-
11:59	4.3	8.7	11:59	4.8	5.7	-
12:00	3.0	8.1	12:00	4.3	5.6	-
12:01	3.5	7.8	12:01	5.8	5.6	-
12:02	2.5	7.2	12:02	5.0	5.7	-
12:03	2.8	6.4	12:03	3.0	5.5	-
12:04	3.3	5.9	12:04	4.5	5.3	-
12:05	2.3	5.4	12:05	4.0	5.2	-
12:06	1.8	5.2	12:06	3.8	4.9	-

Grand Union Bowling Alley Site
BCP #360222
150 Westchester Avenue, Port Chester
September 23, 2024

PARTICULATE DATA						
Upwind			Downwind			Exceeds Particulate Alarm Limit
Time	Concentration (ug/m^3)	15-Min Avg Concentration (ug/m^3)	Time	Concentration (ug/m^3)	15-Min Avg Concentration (ug/m^3)	
12:07	2.3	5.0	12:07	4.3	5.0	-
12:08	5.8	5.2	12:08	4.3	4.9	-
12:09	11.3	5.7	12:09	5.8	4.9	-
12:10	8.8	6.0	12:10	4.5	5.0	-
12:11	17.3	6.7	12:11	5.3	5.0	-
12:12	5.0	5.1	12:12	6.8	5.0	-
12:13	3.0	5.1	12:13	5.5	4.8	-
12:14	3.8	5.1	12:14	4.3	4.7	-
12:15	2.5	5.0	12:15	5.0	4.8	-
12:16	2.0	4.9	12:16	4.8	4.7	-
12:17	2.8	5.0	12:17	5.8	4.8	-
12:18	2.8	5.0	12:18	6.8	5.0	-
12:19	3.0	4.9	12:19	7.3	5.2	-
12:20	2.8	5.0	12:20	5.3	5.3	-
12:21	6.0	5.3	12:21	4.0	5.3	-
12:22	7.8	5.6	12:22	5.5	5.4	-
12:23	8.8	5.8	12:23	5.5	5.5	-
12:24	4.8	5.4	12:24	5.8	5.5	-
12:25	6.0	5.2	12:25	5.0	5.5	-
12:26	4.0	4.3	12:26	6.5	5.6	-
12:27	4.5	4.3	12:27	17.5	6.3	-
12:28	5.3	4.4	12:28	4.5	6.2	-
12:29	6.5	4.6	12:29	4.0	6.2	-
12:30	4.8	4.8	12:30	3.5	6.1	-
12:31	3.5	4.9	12:31	8.0	6.3	-
12:32	2.8	4.9	12:32	6.8	6.4	-
12:33	3.8	4.9	12:33	5.8	6.3	-
12:34	4.8	5.1	12:34	6.3	6.3	-
12:35	4.0	5.1	12:35	12.3	6.7	-
12:36	4.8	5.1	12:36	7.3	6.9	-
12:37	3.5	4.8	12:37	9.3	7.2	-
12:38	5.3	4.5	12:38	12.5	7.7	-
12:39	5.0	4.6	12:39	6.3	7.7	-
12:40	4.0	4.4	12:40	3.8	7.6	-
12:41	4.3	4.4	12:41	4.5	7.5	-
12:42	7.0	4.6	12:42	6.3	6.7	-
12:43	5.3	4.6	12:43	5.5	6.8	-
12:44	6.0	4.6	12:44	5.8	6.9	-
12:45	3.8	4.5	12:45	4.3	7.0	-
12:46	4.0	4.5	12:46	7.5	6.9	-
12:47	5.0	4.7	12:47	5.0	6.8	-
12:48	4.8	4.8	12:48	3.8	6.7	-
12:49	5.8	4.8	12:49	3.8	6.5	-
12:50	21.3	6.0	12:50	4.5	6.0	-
12:51	5.5	6.0	12:51	5.0	5.8	-
12:52	3.8	6.0	12:52	4.5	5.5	-
12:53	22.3	7.2	12:53	4.8	5.0	-
12:54	16.3	7.9	12:54	4.3	4.9	-

Grand Union Bowling Alley Site
BCP #360222
150 Westchester Avenue, Port Chester
September 23, 2024

PARTICULATE DATA						
Upwind			Downwind			Exceeds Particulate Alarm Limit
Time	Concentration (ug/m^3)	15-Min Avg Concentration (ug/m^3)	Time	Concentration (ug/m^3)	15-Min Avg Concentration (ug/m^3)	
12:55	3.0	7.9	12:55	5.3	5.0	-
12:56	4.8	7.9	12:56	8.0	5.2	-
12:57	3.3	7.6	12:57	6.8	5.2	-
12:58	8.5	7.9	12:58	6.0	5.3	-
12:59	5.3	7.8	12:59	7.3	5.4	-
13:00	4.8	7.9	13:00	5.8	5.5	-
13:01	11.0	8.3	13:01	6.0	5.4	-
13:02	9.0	8.6	13:02	6.8	5.5	-
13:03	6.0	8.7	13:03	4.5	5.5	-
13:04	4.3	8.6	13:04	5.3	5.6	-
13:05	4.3	7.5	13:05	4.8	5.7	-
13:06	6.3	7.5	13:06	5.3	5.7	-
13:07	3.8	7.5	13:07	5.3	5.7	-
13:08	4.3	6.3	13:08	5.8	5.8	-
13:09	3.0	5.4	13:09	6.3	5.9	-
13:10	4.0	5.5	13:10	6.8	6.0	-
13:11	31.5	7.3	13:11	5.8	5.9	-
13:12	13.5	8.0	13:12	5.0	5.8	-
13:13	15.2	8.4	13:13	4.5	5.7	-
13:14	8.6	8.6	13:14	4.8	5.5	-
13:15	8.8	8.9	13:15	6.0	5.5	-
13:16	12.8	9.0	13:16	4.5	5.4	-
13:17	13.2	9.3	13:17	6.8	5.4	-
13:18	5.4	9.3	13:18	9.3	5.7	-
13:19	12.6	9.8	13:19	10.3	6.1	-
13:20	12.2	10.3	13:20	9.5	6.4	-
13:21	11.4	10.7	13:21	8.5	6.6	-
13:22	11.6	11.2	13:22	5.3	6.6	-
13:23	6.0	11.3	13:23	7.0	6.7	-
13:24	7.6	11.6	13:24	6.3	6.7	-
13:25	7.8	11.9	13:25	4.0	6.5	-
13:26	6.2	10.2	13:26	7.5	6.6	-
13:27	4.4	9.6	13:27	7.5	6.8	-
13:28	7.8	9.1	13:28	10.3	7.2	-
13:29	10.4	9.2	13:29	7.8	7.4	-
13:30	10.8	9.3	13:30	6.5	7.4	-
13:31	5.4	8.9	13:31	4.5	7.4	-
13:32	5.2	8.3	13:32	6.3	7.4	-
13:33	4.0	8.2	13:33	6.5	7.2	-
13:34	5.2	7.7	13:34	8.3	7.0	-
13:35	7.8	7.4	13:35	8.5	7.0	-
13:36	4.0	6.9	13:36	4.5	6.7	-
13:37	12.8	7.0	13:37	5.3	6.7	-
13:38	20.0	8.0	13:38	6.0	6.6	-
13:39	19.6	8.8	13:39	7.3	6.7	-
13:40	22.6	9.7	13:40	6.3	6.9	-
13:41	21.8	10.8	13:41	10.0	7.0	-
13:42	5.8	10.9	13:42	8.3	7.1	-

Grand Union Bowling Alley Site
BCP #360222
150 Westchester Avenue, Port Chester
September 23, 2024

PARTICULATE DATA						
Upwind			Downwind			Exceeds Particulate Alarm Limit
Time	Concentration (ug/m^3)	15-Min Avg Concentration (ug/m^3)	Time	Concentration (ug/m^3)	15-Min Avg Concentration (ug/m^3)	
13:43	11.2	11.1	13:43	6.0	6.8	-
13:44	10.8	11.1	13:44	9.5	6.9	-
13:45	6.0	10.8	13:45	10.5	7.2	-
13:46	34.0	12.7	13:46	7.3	7.4	-
13:47	7.2	12.9	13:47	9.8	7.6	-
13:48	11.4	13.3	13:48	8.0	7.7	-
13:49	6.2	13.4	13:49	7.8	7.7	-
13:50	9.4	13.5	13:50	7.5	7.6	-
13:51	7.8	13.8	13:51	6.5	7.7	-
13:52	9.0	13.5	13:52	9.3	8.0	-
13:53	10.6	12.9	13:53	11.5	8.4	-
13:54	7.4	12.1	13:54	14.8	8.9	-
13:55	4.8	10.9	13:55	12.5	9.3	-
13:56	7.2	9.9	13:56	12.8	9.5	-
13:57	5.8	9.9	13:57	8.8	9.5	-
13:58	6.0	9.6	13:58	15.5	10.1	-
13:59	7.8	9.4	13:59	16.8	10.6	-
14:00	13.4	9.9	14:00	8.0	10.4	-
14:01	22.2	9.1	14:01	6.0	10.4	-
14:02	16.4	9.7	14:02	7.3	10.2	-
14:03	13.4	9.8	14:03	5.3	10.0	-
14:04	8.4	10.0	14:04	7.8	10.0	-
14:05	8.6	9.9	14:05	7.0	10.0	-
14:06	11.2	10.1	14:06	7.0	10.0	-
14:07	20.0	10.9	14:07	9.0	10.0	-
14:08	7.2	10.7	14:08	10.0	9.9	-
14:09	7.0	10.6	14:09	5.8	9.3	-
14:10	8.0	10.8	14:10	9.3	9.1	-
14:11	9.2	11.0	14:11	5.3	8.6	-
14:12	7.2	11.1	14:12	6.3	8.4	-
14:13	7.4	11.2	14:13	7.5	7.9	-
14:14	15.2	11.7	14:14	5.8	7.1	-
14:15	9.6	11.4	14:15	5.0	6.9	-
14:16	14.2	10.9	14:16	5.5	6.9	-
14:17	12.4	10.6	14:17	5.0	6.8	-
14:18	10.4	10.4	14:18	13.3	7.3	-
14:19	16.6	10.9	14:19	7.8	7.3	-
14:20	18.0	11.6	14:20	9.3	7.4	-
14:21	13.6	11.7	14:21	6.0	7.4	-
14:22	13.6	11.3	14:22	18.3	8.0	-
14:23	7.4	11.3	14:23	5.5	7.7	-
14:24	8.4	11.4	14:24	6.8	7.8	-
14:25	13.0	11.7	14:25	8.0	7.7	-
14:26	14.0	12.1	14:26	36.5	9.8	-
14:27	15.4	12.6	14:27	9.0	9.9	-
14:28	29.2	14.1	14:28	7.5	9.9	-
14:29	26.0	14.8	14:29	14.0	10.5	-
14:30	10.4	14.8	14:30	5.3	10.5	-

Grand Union Bowling Alley Site
BCP #360222
150 Westchester Avenue, Port Chester
September 23, 2024

PARTICULATE DATA						
Upwind			Downwind			Exceeds Particulate Alarm Limit
Time	Concentration (ug/m^3)	15-Min Avg Concentration (ug/m^3)	Time	Concentration (ug/m^3)	15-Min Avg Concentration (ug/m^3)	
14:31	8.6	14.5	14:31	9.5	10.8	-
14:32	9.6	14.3	14:32	8.0	11.0	-
14:33	9.2	14.2	14:33	17.3	11.2	-
14:34	7.0	13.6	14:34	11.8	11.5	-
14:35	7.8	12.9	14:35	8.3	11.4	-
14:36	9.0	12.6	14:36	10.3	11.7	-
14:37	9.0	12.3	14:37	7.3	11.0	-
14:38	6.6	12.2	14:38	7.3	11.1	-
14:39	7.8	12.2	14:39	6.5	11.1	-
14:40	11.6	12.1	14:40	6.5	11.0	-
14:41	11.4	11.9	14:41	6.0	9.0	-
14:42	9.8	11.5	14:42	6.3	8.8	-
14:43	22.2	11.1	14:43	8.0	8.8	-
14:44	14.8	10.3	14:44	5.5	8.2	-
14:45	12.0	10.4	14:45	7.0	8.4	-
14:46	9.4	10.5	14:46	7.8	8.2	-
14:47	8.4	10.4	14:47	6.5	8.1	-
14:48	13.4	10.7	14:48	6.5	7.4	-
14:49	7.0	10.7	14:49	7.3	7.1	-
14:50	7.0	10.6	14:50	6.5	7.0	-
14:51	7.0	10.5	14:51	7.0	6.8	-
14:52	5.8	10.3	14:52	7.8	6.8	-
14:53	8.2	10.4	14:53	6.0	6.7	-
14:54	18.0	11.1	14:54	7.3	6.8	-
14:55	12.2	11.1	14:55	7.5	6.9	-
14:56	21.4	11.8	14:56	6.8	6.9	-
14:57	11.6	11.9	14:57	6.3	6.9	-
14:58	16.6	11.5	14:58	6.5	6.8	-
14:59	13.4	11.4	14:59	6.8	6.9	-
15:00	13.6	11.5	15:00	8.0	7.0	-
15:01	8.8	11.5	15:01	7.0	6.9	-
15:02	10.6	11.6	15:02	7.0	6.9	-
15:03	30.6	12.8	15:03	7.0	7.0	-
15:04	9.8	13.0	15:04	6.3	6.9	-
15:05	11.0	13.2	15:05	6.5	6.9	-
15:06	10.0	13.4	15:06	5.5	6.8	-
15:07	9.6	13.7	15:07	7.3	6.8	-
15:08	25.6	14.9	15:08	6.5	6.8	-
15:09	21.6	15.1	15:09	7.5	6.8	-
15:10	17.8	15.5	15:10	7.8	6.8	-
15:11	28.0	15.9	15:11	7.5	6.9	-
15:12	19.5	16.4	15:12	5.3	6.8	-
15:13	36.8	17.8	15:13	5.5	6.8	-
15:14	7.3	17.4	15:14	7.8	6.8	-
15:15	9.3	17.1	15:15	5.8	6.7	-
15:16	15.8	17.5	15:16	5.8	6.6	-
15:17	9.5	17.5	15:17	9.5	6.8	-
15:18	7.3	15.9	15:18	9.3	6.9	-

Grand Union Bowling Alley Site
BCP #360222
150 Westchester Avenue, Port Chester
September 23, 2024

PARTICULATE DATA						
Upwind			Downwind			Exceeds Particulate Alarm Limit
Time	Concentration (ug/m^3)	15-Min Avg Concentration (ug/m^3)	Time	Concentration (ug/m^3)	15-Min Avg Concentration (ug/m^3)	
15:19	6.8	15.7	15:19	6.0	6.9	-
15:20	6.0	15.4	15:20	8.0	7.0	-
15:21	6.0	15.1	15:21	5.8	7.0	-
15:22	7.3	15.0	15:22	6.0	6.9	-
15:23	13.0	14.1	15:23	7.5	7.0	-
15:24	14.0	13.6	15:24	6.3	6.9	-
15:25	10.3	13.1	15:25	5.8	6.8	-
15:26	7.3	11.7	15:26	6.5	6.7	-
15:27	10.8	11.1	15:27	6.8	6.8	-
15:28	8.3	9.2	15:28	5.8	6.8	-
15:29	7.0	9.2	15:29	8.0	6.8	-
15:30	8.0	9.1	15:30	7.0	6.9	-
15:31	9.3	8.7	15:31	6.5	7.0	-
15:32	13.0	8.9	15:32	5.8	6.7	-
15:33	36.8	10.9	15:33	7.0	6.6	-
15:34	22.3	11.9	15:34	7.0	6.6	-
15:35	19.8	12.9	15:35	8.5	6.7	-
15:36	10.0	13.1	15:36	4.8	6.6	-
15:37	11.8	13.4	15:37	6.3	6.6	-
15:38	23.3	14.1	15:38	6.0	6.5	-
15:39	8.3	13.7	15:39	6.0	6.5	-
15:40	17.0	14.2	15:40	5.0	6.5	-
15:41	33.8	15.9	15:41	6.5	6.5	-
15:42	58.0	19.1	15:42	5.3	6.4	-
15:43	14.0	19.5	15:43	5.0	6.3	-
15:44	11.0	19.7	15:44	6.0	6.2	-
15:45	9.5	19.8	15:45	6.0	6.1	-
15:46	8.0	19.8	15:46	6.0	6.1	-
15:47	6.0	19.3	15:47	7.3	6.2	-

Grand Union Bowling Alley Site
BCP #360222
150 Westchester Avenue, Port Chester
September 23, 2024

Monday, September 23, 2024						
Number of Instances Where Downwind VOCs Exceeds Upwind VOCs + 5 =						0
Number of Comparable Data Points =						437
Start Time:						8:13
End Time:						15:47
PID DATA						
Upwind			Downwind			
Time	Concentration (ppm)	15-Min Avg Concentration (ppm)	Time	Concentration (ppm)	15-Min Avg Concentration (ppm)	Exceeds VOC Alarm Limit
8:13	-	-	8:13	0.0	-	-
8:14	-	-	8:14	0.0	-	-
8:15	-	-	8:15	0.0	-	-
8:16	0.0	-	8:16	0.0	-	-
8:17	0.0	-	8:17	0.0	-	-
8:18	0.0	-	8:18	0.0	-	-
8:19	0.0	-	8:19	0.0	-	-
8:20	0.0	-	8:20	0.0	-	-
8:21	0.0	-	8:21	0.0	-	-
8:22	0.0	-	8:22	0.0	-	-
8:23	0.0	-	8:23	0.0	-	-
8:24	0.0	-	8:24	0.0	-	-
8:25	0.0	-	8:25	0.0	-	-
8:26	0.0	-	8:26	0.0	-	-
8:27	0.0	-	8:27	0.0	-	-
8:28	0.0	-	8:28	0.0	0.0	-
8:29	0.0	-	8:29	0.0	0.0	-
8:30	0.0	-	8:30	0.0	0.0	-
8:31	0.0	0.0	8:31	0.0	0.0	-
8:32	0.0	0.0	8:32	0.0	0.0	-
8:33	0.0	0.0	8:33	0.0	0.0	-
8:34	0.0	0.0	8:34	0.0	0.0	-
8:35	0.0	0.0	8:35	0.0	0.0	-
8:36	0.0	0.0	8:36	0.0	0.0	-
8:37	0.0	0.0	8:37	0.0	0.0	-
8:38	0.0	0.0	8:38	0.0	0.0	-
8:39	0.0	0.0	8:39	0.0	0.0	-
8:40	0.0	0.0	8:40	0.0	0.0	-
8:41	0.0	0.0	8:41	0.0	0.0	-
8:42	0.0	0.0	8:42	0.0	0.0	-
8:43	0.0	0.0	8:43	0.0	0.0	-
8:44	0.0	0.0	8:44	0.0	0.0	-
8:45	0.0	0.0	8:45	0.0	0.0	-
8:46	0.0	0.0	8:46	0.0	0.0	-
8:47	0.0	0.0	8:47	0.0	0.0	-
8:48	0.0	0.0	8:48	0.0	0.0	-
8:49	0.0	0.0	8:49	0.0	0.0	-
8:50	0.0	0.0	8:50	0.0	0.0	-
8:51	0.0	0.0	8:51	0.0	0.0	-
8:52	0.0	0.0	8:52	0.0	0.0	-
8:53	0.0	0.0	8:53	0.0	0.0	-
8:54	0.0	0.0	8:54	0.0	0.0	-

Grand Union Bowling Alley Site
BCP #360222
150 Westchester Avenue, Port Chester
September 23, 2024

PID DATA						
Upwind			Downwind			
Time	Concentration (ppm)	15-Min Avg Concentration (ppm)	Time	Concentration (ppm)	15-Min Avg Concentration (ppm)	Exceeds VOC Alarm Limit
8:55	0.0	0.0	8:55	0.0	0.0	-
8:56	0.0	0.0	8:56	0.0	0.0	-
8:57	0.0	0.0	8:57	0.0	0.0	-
8:58	0.0	0.0	8:58	0.0	0.0	-
8:59	0.0	0.0	8:59	0.0	0.0	-
9:00	0.0	0.0	9:00	0.0	0.0	-
9:01	0.0	0.0	9:01	0.0	0.0	-
9:02	0.0	0.0	9:02	0.0	0.0	-
9:03	0.0	0.0	9:03	0.0	0.0	-
9:04	0.0	0.0	9:04	0.0	0.0	-
9:05	0.0	0.0	9:05	0.0	0.0	-
9:06	0.0	0.0	9:06	0.0	0.0	-
9:07	0.0	0.0	9:07	0.0	0.0	-
9:08	0.0	0.0	9:08	0.0	0.0	-
9:09	0.0	0.0	9:09	0.0	0.0	-
9:10	0.0	0.0	9:10	0.0	0.0	-
9:11	0.0	0.0	9:11	0.0	0.0	-
9:12	0.0	0.0	9:12	0.0	0.0	-
9:13	0.0	0.0	9:13	0.0	0.0	-
9:14	0.0	0.0	9:14	0.0	0.0	-
9:15	0.0	0.0	9:15	0.0	0.0	-
9:16	0.0	0.0	9:16	0.0	0.0	-
9:17	0.0	0.0	9:17	0.0	0.0	-
9:18	0.0	0.0	9:18	0.0	0.0	-
9:19	0.0	0.0	9:19	0.0	0.0	-
9:20	0.0	0.0	9:20	0.0	0.0	-
9:21	0.0	0.0	9:21	0.0	0.0	-
9:22	0.0	0.0	9:22	0.0	0.0	-
9:23	0.0	0.0	9:23	0.0	0.0	-
9:24	0.0	0.0	9:24	0.0	0.0	-
9:25	0.0	0.0	9:25	0.0	0.0	-
9:26	0.0	0.0	9:26	0.0	0.0	-
9:27	0.0	0.0	9:27	0.0	0.0	-
9:28	0.0	0.0	9:28	0.0	0.0	-
9:29	0.0	0.0	9:29	0.0	0.0	-
9:30	0.0	0.0	9:30	0.0	0.0	-
9:31	0.0	0.0	9:31	0.0	0.0	-
9:32	0.0	0.0	9:32	0.0	0.0	-
9:33	0.0	0.0	9:33	0.0	0.0	-
9:34	0.0	0.0	9:34	0.0	0.0	-
9:35	0.0	0.0	9:35	0.0	0.0	-
9:36	0.0	0.0	9:36	0.0	0.0	-
9:37	0.0	0.0	9:37	0.0	0.0	-
9:38	0.0	0.0	9:38	0.0	0.0	-
9:39	0.0	0.0	9:39	0.0	0.0	-
9:40	0.0	0.0	9:40	0.0	0.0	-
9:41	0.0	0.0	9:41	0.0	0.0	-
9:42	0.0	0.0	9:42	0.0	0.0	-

Grand Union Bowling Alley Site
BCP #360222
150 Westchester Avenue, Port Chester
September 23, 2024

PID DATA						
Upwind			Downwind			
Time	Concentration (ppm)	15-Min Avg Concentration (ppm)	Time	Concentration (ppm)	15-Min Avg Concentration (ppm)	Exceeds VOC Alarm Limit
9:43	0.0	0.0	9:43	0.0	0.0	-
9:44	0.0	0.0	9:44	0.0	0.0	-
9:45	0.0	0.0	9:45	0.0	0.0	-
9:46	0.0	0.0	9:46	0.0	0.0	-
9:47	0.0	0.0	9:47	0.0	0.0	-
9:48	0.0	0.0	9:48	0.0	0.0	-
9:49	0.0	0.0	9:49	0.0	0.0	-
9:50	0.0	0.0	9:50	0.0	0.0	-
9:51	0.0	0.0	9:51	0.0	0.0	-
9:52	0.0	0.0	9:52	0.0	0.0	-
9:53	0.0	0.0	9:53	0.0	0.0	-
9:54	0.0	0.0	9:54	0.0	0.0	-
9:55	0.0	0.0	9:55	0.0	0.0	-
9:56	0.0	0.0	9:56	0.0	0.0	-
9:57	0.0	0.0	9:57	0.0	0.0	-
9:58	0.0	0.0	9:58	0.0	0.0	-
9:59	0.0	0.0	9:59	0.0	0.0	-
10:00	0.0	0.0	10:00	0.0	0.0	-
10:01	0.0	0.0	10:01	0.0	0.0	-
10:02	0.0	0.0	10:02	0.0	0.0	-
10:03	0.0	0.0	10:03	0.0	0.0	-
10:04	0.0	0.0	10:04	0.0	0.0	-
10:05	0.0	0.0	10:05	0.0	0.0	-
10:06	0.0	0.0	10:06	0.0	0.0	-
10:07	0.0	0.0	10:07	0.0	0.0	-
10:08	0.0	0.0	10:08	0.0	0.0	-
10:09	0.0	0.0	10:09	0.0	0.0	-
10:10	0.0	0.0	10:10	0.0	0.0	-
10:11	0.0	0.0	10:11	0.0	0.0	-
10:12	0.0	0.0	10:12	0.0	0.0	-
10:13	0.0	0.0	10:13	0.0	0.0	-
10:14	0.0	0.0	10:14	0.0	0.0	-
10:15	0.0	0.0	10:15	0.0	0.0	-
10:16	0.0	0.0	10:16	0.0	0.0	-
10:17	0.0	0.0	10:17	0.0	0.0	-
10:18	0.0	0.0	10:18	0.0	0.0	-
10:19	0.0	0.0	10:19	0.0	0.0	-
10:20	0.0	0.0	10:20	0.0	0.0	-
10:21	0.0	0.0	10:21	0.0	0.0	-
10:22	0.0	0.0	10:22	0.0	0.0	-
10:23	0.0	0.0	10:23	0.0	0.0	-
10:24	0.0	0.0	10:24	0.0	0.0	-
10:25	0.0	0.0	10:25	0.0	0.0	-
10:26	0.0	0.0	10:26	0.0	0.0	-
10:27	0.0	0.0	10:27	0.0	0.0	-
10:28	0.0	0.0	10:28	0.0	0.0	-
10:29	0.0	0.0	10:29	0.0	0.0	-
10:30	0.0	0.0	10:30	0.0	0.0	-

Grand Union Bowling Alley Site
BCP #360222
150 Westchester Avenue, Port Chester
September 23, 2024

PID DATA						
Upwind			Downwind			
Time	Concentration (ppm)	15-Min Avg Concentration (ppm)	Time	Concentration (ppm)	15-Min Avg Concentration (ppm)	Exceeds VOC Alarm Limit
10:31	0.0	0.0	10:31	0.0	0.0	-
10:32	0.0	0.0	10:32	0.0	0.0	-
10:33	0.0	0.0	10:33	0.0	0.0	-
10:34	0.0	0.0	10:34	0.0	0.0	-
10:35	0.0	0.0	10:35	0.0	0.0	-
10:36	0.0	0.0	10:36	0.0	0.0	-
10:37	0.0	0.0	10:37	0.0	0.0	-
10:38	0.0	0.0	10:38	0.0	0.0	-
10:39	0.0	0.0	10:39	0.0	0.0	-
10:40	0.0	0.0	10:40	0.0	0.0	-
10:41	0.0	0.0	10:41	0.0	0.0	-
10:42	0.0	0.0	10:42	0.0	0.0	-
10:43	0.0	0.0	10:43	0.0	0.0	-
10:44	0.0	0.0	10:44	0.0	0.0	-
10:45	0.0	0.0	10:45	0.0	0.0	-
10:46	0.0	0.0	10:46	0.0	0.0	-
10:47	0.0	0.0	10:47	0.0	0.0	-
10:48	0.0	0.0	10:48	0.0	0.0	-
10:49	0.0	0.0	10:49	0.0	0.0	-
10:50	0.0	0.0	10:50	0.0	0.0	-
10:51	0.0	0.0	10:51	0.0	0.0	-
10:52	0.0	0.0	10:52	0.0	0.0	-
10:53	0.0	0.0	10:53	0.0	0.0	-
10:54	0.0	0.0	10:54	0.0	0.0	-
10:55	0.0	0.0	10:55	0.0	0.0	-
10:56	0.0	0.0	10:56	0.0	0.0	-
10:57	0.0	0.0	10:57	0.0	0.0	-
10:58	0.0	0.0	10:58	0.0	0.0	-
10:59	0.0	0.0	10:59	0.0	0.0	-
11:00	0.0	0.0	11:00	0.0	0.0	-
11:01	0.0	0.0	11:01	0.0	0.0	-
11:02	0.0	0.0	11:02	0.0	0.0	-
11:03	0.0	0.0	11:03	0.0	0.0	-
11:04	0.0	0.0	11:04	0.0	0.0	-
11:05	0.0	0.0	11:05	0.0	0.0	-
11:06	0.0	0.0	11:06	0.0	0.0	-
11:07	0.0	0.0	11:07	0.0	0.0	-
11:08	0.0	0.0	11:08	0.0	0.0	-
11:09	0.0	0.0	11:09	0.0	0.0	-
11:10	0.0	0.0	11:10	0.0	0.0	-
11:11	0.0	0.0	11:11	0.0	0.0	-
11:12	0.0	0.0	11:12	0.0	0.0	-
11:13	0.0	0.0	11:13	0.0	0.0	-
11:14	0.0	0.0	11:14	0.0	0.0	-
11:15	0.0	0.0	11:15	0.0	0.0	-
11:16	0.0	0.0	11:16	0.0	0.0	-
11:17	0.0	0.0	11:17	0.0	0.0	-
11:18	0.0	0.0	11:18	0.0	0.0	-

Grand Union Bowling Alley Site
BCP #360222
150 Westchester Avenue, Port Chester
September 23, 2024

PID DATA						
Upwind			Downwind			
Time	Concentration (ppm)	15-Min Avg Concentration (ppm)	Time	Concentration (ppm)	15-Min Avg Concentration (ppm)	Exceeds VOC Alarm Limit
11:19	0.0	0.0	11:19	0.0	0.0	-
11:20	0.0	0.0	11:20	0.0	0.0	-
11:21	0.0	0.0	11:21	0.0	0.0	-
11:22	0.0	0.0	11:22	0.0	0.0	-
11:23	0.0	0.0	11:23	0.0	0.0	-
11:24	0.0	0.0	11:24	0.0	0.0	-
11:25	0.0	0.0	11:25	0.0	0.0	-
11:26	0.0	0.0	11:26	0.0	0.0	-
11:27	0.0	0.0	11:27	0.0	0.0	-
11:28	0.0	0.0	11:28	0.0	0.0	-
11:29	0.0	0.0	11:29	0.0	0.0	-
11:30	0.0	0.0	11:30	0.0	0.0	-
11:31	0.0	0.0	11:31	0.0	0.0	-
11:32	0.0	0.0	11:32	0.0	0.0	-
11:33	0.0	0.0	11:33	0.0	0.0	-
11:34	0.0	0.0	11:34	0.0	0.0	-
11:35	0.0	0.0	11:35	0.0	0.0	-
11:36	0.0	0.0	11:36	0.0	0.0	-
11:37	0.0	0.0	11:37	0.0	0.0	-
11:38	0.0	0.0	11:38	0.0	0.0	-
11:39	0.0	0.0	11:39	0.0	0.0	-
11:40	0.0	0.0	11:40	0.0	0.0	-
11:41	0.0	0.0	11:41	0.0	0.0	-
11:42	0.0	0.0	11:42	0.0	0.0	-
11:43	0.0	0.0	11:43	0.0	0.0	-
11:44	0.0	0.0	11:44	0.0	0.0	-
11:45	0.0	0.0	11:45	0.0	0.0	-
11:46	0.0	0.0	11:46	0.0	0.0	-
11:47	0.0	0.0	11:47	0.0	0.0	-
11:48	0.0	0.0	11:48	0.0	0.0	-
11:49	0.0	0.0	11:49	0.0	0.0	-
11:50	0.0	0.0	11:50	0.0	0.0	-
11:51	0.0	0.0	11:51	0.0	0.0	-
11:52	0.0	0.0	11:52	0.0	0.0	-
11:53	0.0	0.0	11:53	0.0	0.0	-
11:54	0.0	0.0	11:54	0.0	0.0	-
11:55	0.0	0.0	11:55	0.0	0.0	-
11:56	0.0	0.0	11:56	0.0	0.0	-
11:57	0.0	0.0	11:57	0.0	0.0	-
11:58	0.0	0.0	11:58	0.0	0.0	-
11:59	0.0	0.0	11:59	0.0	0.0	-
12:00	0.0	0.0	12:00	0.0	0.0	-
12:01	0.0	0.0	12:01	0.0	0.0	-
12:02	0.0	0.0	12:02	0.0	0.0	-
12:03	0.0	0.0	12:03	0.0	0.0	-
12:04	0.0	0.0	12:04	0.0	0.0	-
12:05	0.0	0.0	12:05	0.0	0.0	-
12:06	0.0	0.0	12:06	0.0	0.0	-

Grand Union Bowling Alley Site
BCP #360222
150 Westchester Avenue, Port Chester
September 23, 2024

PID DATA						
Upwind			Downwind			
Time	Concentration (ppm)	15-Min Avg Concentration (ppm)	Time	Concentration (ppm)	15-Min Avg Concentration (ppm)	Exceeds VOC Alarm Limit
12:07	0.0	0.0	12:07	0.0	0.0	-
12:08	0.0	0.0	12:08	0.0	0.0	-
12:09	0.0	0.0	12:09	0.0	0.0	-
12:10	0.0	0.0	12:10	0.0	0.0	-
12:11	0.0	0.0	12:11	0.0	0.0	-
12:12	0.0	0.0	12:12	0.0	0.0	-
12:13	0.0	0.0	12:13	0.0	0.0	-
12:14	0.0	0.0	12:14	0.0	0.0	-
12:15	0.0	0.0	12:15	0.0	0.0	-
12:16	0.0	0.0	12:16	0.0	0.0	-
12:17	0.0	0.0	12:17	0.0	0.0	-
12:18	0.0	0.0	12:18	0.0	0.0	-
12:19	0.0	0.0	12:19	0.0	0.0	-
12:20	0.0	0.0	12:20	0.0	0.0	-
12:21	0.0	0.0	12:21	0.0	0.0	-
12:22	0.0	0.0	12:22	0.0	0.0	-
12:23	0.0	0.0	12:23	0.0	0.0	-
12:24	0.0	0.0	12:24	0.0	0.0	-
12:25	0.0	0.0	12:25	0.0	0.0	-
12:26	0.0	0.0	12:26	0.0	0.0	-
12:27	0.0	0.0	12:27	0.0	0.0	-
12:28	0.0	0.0	12:28	0.0	0.0	-
12:29	0.0	0.0	12:29	0.0	0.0	-
12:30	0.0	0.0	12:30	0.0	0.0	-
12:31	0.0	0.0	12:31	0.0	0.0	-
12:32	0.0	0.0	12:32	0.0	0.0	-
12:33	0.0	0.0	12:33	0.0	0.0	-
12:34	0.0	0.0	12:34	0.0	0.0	-
12:35	0.0	0.0	12:35	0.0	0.0	-
12:36	0.0	0.0	12:36	0.0	0.0	-
12:37	0.0	0.0	12:37	0.0	0.0	-
12:38	0.0	0.0	12:38	0.0	0.0	-
12:39	0.0	0.0	12:39	0.0	0.0	-
12:40	0.0	0.0	12:40	0.0	0.0	-
12:41	0.0	0.0	12:41	0.0	0.0	-
12:42	0.0	0.0	12:42	0.0	0.0	-
12:43	0.0	0.0	12:43	0.0	0.0	-
12:44	0.0	0.0	12:44	0.0	0.0	-
12:45	0.0	0.0	12:45	0.0	0.0	-
12:46	0.0	0.0	12:46	0.0	0.0	-
12:47	0.0	0.0	12:47	0.0	0.0	-
12:48	0.0	0.0	12:48	0.0	0.0	-
12:49	0.0	0.0	12:49	0.0	0.0	-
12:50	0.0	0.0	12:50	0.0	0.0	-
12:51	0.0	0.0	12:51	0.0	0.0	-
12:52	0.0	0.0	12:52	0.0	0.0	-
12:53	0.0	0.0	12:53	0.0	0.0	-
12:54	0.0	0.0	12:54	0.0	0.0	-

Grand Union Bowling Alley Site
BCP #360222
150 Westchester Avenue, Port Chester
September 23, 2024

PID DATA						
Upwind			Downwind			
Time	Concentration (ppm)	15-Min Avg Concentration (ppm)	Time	Concentration (ppm)	15-Min Avg Concentration (ppm)	Exceeds VOC Alarm Limit
12:55	0.0	0.0	12:55	0.0	0.0	-
12:56	0.0	0.0	12:56	0.0	0.0	-
12:57	0.0	0.0	12:57	0.0	0.0	-
12:58	0.0	0.0	12:58	0.0	0.0	-
12:59	0.0	0.0	12:59	0.0	0.0	-
13:00	0.0	0.0	13:00	0.0	0.0	-
13:01	0.0	0.0	13:01	0.0	0.0	-
13:02	0.0	0.0	13:02	0.0	0.0	-
13:03	0.0	0.0	13:03	0.0	0.0	-
13:04	0.0	0.0	13:04	0.0	0.0	-
13:05	0.0	0.0	13:05	0.0	0.0	-
13:06	0.0	0.0	13:06	0.0	0.0	-
13:07	0.0	0.0	13:07	0.0	0.0	-
13:08	0.0	0.0	13:08	0.0	0.0	-
13:09	0.0	0.0	13:09	0.0	0.0	-
13:10	0.0	0.0	13:10	0.0	0.0	-
13:11	0.0	0.0	13:11	0.0	0.0	-
13:12	0.0	0.0	13:12	0.0	0.0	-
13:13	0.0	0.0	13:13	0.0	0.0	-
13:14	0.0	0.0	13:14	0.0	0.0	-
13:15	0.0	0.0	13:15	0.0	0.0	-
13:16	0.0	0.0	13:16	0.0	0.0	-
13:17	0.0	0.0	13:17	0.0	0.0	-
13:18	0.0	0.0	13:18	0.0	0.0	-
13:19	0.0	0.0	13:19	0.0	0.0	-
13:20	0.0	0.0	13:20	0.0	0.0	-
13:21	0.0	0.0	13:21	0.0	0.0	-
13:22	0.0	0.0	13:22	0.0	0.0	-
13:23	0.0	0.0	13:23	0.0	0.0	-
13:24	0.0	0.0	13:24	0.0	0.0	-
13:25	0.0	0.0	13:25	0.0	0.0	-
13:26	0.0	0.0	13:26	0.0	0.0	-
13:27	0.0	0.0	13:27	0.0	0.0	-
13:28	0.0	0.0	13:28	0.0	0.0	-
13:29	0.0	0.0	13:29	0.0	0.0	-
13:30	0.0	0.0	13:30	0.0	0.0	-
13:31	0.0	0.0	13:31	0.0	0.0	-
13:32	0.0	0.0	13:32	0.0	0.0	-
13:33	0.0	0.0	13:33	0.0	0.0	-
13:34	0.0	0.0	13:34	0.0	0.0	-
13:35	0.0	0.0	13:35	0.0	0.0	-
13:36	0.0	0.0	13:36	0.0	0.0	-
13:37	0.0	0.0	13:37	0.0	0.0	-
13:38	0.0	0.0	13:38	0.0	0.0	-
13:39	0.0	0.0	13:39	0.0	0.0	-
13:40	0.0	0.0	13:40	0.0	0.0	-
13:41	0.0	0.0	13:41	0.0	0.0	-
13:42	0.0	0.0	13:42	0.0	0.0	-

Grand Union Bowling Alley Site
BCP #360222
150 Westchester Avenue, Port Chester
September 23, 2024

PID DATA						
Upwind			Downwind			
Time	Concentration (ppm)	15-Min Avg Concentration (ppm)	Time	Concentration (ppm)	15-Min Avg Concentration (ppm)	Exceeds VOC Alarm Limit
13:43	0.0	0.0	13:43	0.0	0.0	-
13:44	0.0	0.0	13:44	0.0	0.0	-
13:45	0.0	0.0	13:45	0.0	0.0	-
13:46	0.0	0.0	13:46	0.0	0.0	-
13:47	0.0	0.0	13:47	0.0	0.0	-
13:48	0.0	0.0	13:48	0.0	0.0	-
13:49	0.0	0.0	13:49	0.0	0.0	-
13:50	0.0	0.0	13:50	0.0	0.0	-
13:51	0.0	0.0	13:51	0.0	0.0	-
13:52	0.0	0.0	13:52	0.0	0.0	-
13:53	0.0	0.0	13:53	0.0	0.0	-
13:54	0.0	0.0	13:54	0.0	0.0	-
13:55	0.0	0.0	13:55	0.0	0.0	-
13:56	0.0	0.0	13:56	0.0	0.0	-
13:57	0.0	0.0	13:57	0.0	0.0	-
13:58	0.0	0.0	13:58	0.0	0.0	-
13:59	0.0	0.0	13:59	0.0	0.0	-
14:00	0.0	0.0	14:00	0.0	0.0	-
14:01	0.0	0.0	14:01	0.0	0.0	-
14:02	0.0	0.0	14:02	0.0	0.0	-
14:03	0.0	0.0	14:03	0.0	0.0	-
14:04	0.0	0.0	14:04	0.0	0.0	-
14:05	0.0	0.0	14:05	0.0	0.0	-
14:06	0.0	0.0	14:06	0.0	0.0	-
14:07	0.0	0.0	14:07	0.0	0.0	-
14:08	0.0	0.0	14:08	0.0	0.0	-
14:09	0.0	0.0	14:09	0.0	0.0	-
14:10	0.0	0.0	14:10	0.0	0.0	-
14:11	0.0	0.0	14:11	0.0	0.0	-
14:12	0.0	0.0	14:12	0.0	0.0	-
14:13	0.0	0.0	14:13	0.0	0.0	-
14:14	0.0	0.0	14:14	0.0	0.0	-
14:15	0.0	0.0	14:15	0.0	0.0	-
14:16	0.0	0.0	14:16	0.0	0.0	-
14:17	0.0	0.0	14:17	0.0	0.0	-
14:18	0.0	0.0	14:18	0.0	0.0	-
14:19	0.0	0.0	14:19	0.0	0.0	-
14:20	0.0	0.0	14:20	0.0	0.0	-
14:21	0.0	0.0	14:21	0.0	0.0	-
14:22	0.0	0.0	14:22	0.0	0.0	-
14:23	0.0	0.0	14:23	0.0	0.0	-
14:24	0.0	0.0	14:24	0.0	0.0	-
14:25	0.0	0.0	14:25	0.0	0.0	-
14:26	0.0	0.0	14:26	0.0	0.0	-
14:27	0.0	0.0	14:27	0.0	0.0	-
14:28	0.0	0.0	14:28	0.0	0.0	-
14:29	0.0	0.0	14:29	0.0	0.0	-
14:30	0.0	0.0	14:30	0.0	0.0	-

Grand Union Bowling Alley Site
BCP #360222
150 Westchester Avenue, Port Chester
September 23, 2024

PID DATA						
Upwind			Downwind			
Time	Concentration (ppm)	15-Min Avg Concentration (ppm)	Time	Concentration (ppm)	15-Min Avg Concentration (ppm)	Exceeds VOC Alarm Limit
14:31	0.0	0.0	14:31	0.0	0.0	-
14:32	0.0	0.0	14:32	0.0	0.0	-
14:33	0.0	0.0	14:33	0.0	0.0	-
14:34	0.0	0.0	14:34	0.0	0.0	-
14:35	0.0	0.0	14:35	0.0	0.0	-
14:36	0.0	0.0	14:36	0.0	0.0	-
14:37	0.0	0.0	14:37	0.0	0.0	-
14:38	0.0	0.0	14:38	0.0	0.0	-
14:39	0.0	0.0	14:39	0.0	0.0	-
14:40	0.0	0.0	14:40	0.0	0.0	-
14:41	0.0	0.0	14:41	0.0	0.0	-
14:42	0.0	0.0	14:42	0.0	0.0	-
14:43	0.0	0.0	14:43	0.0	0.0	-
14:44	0.0	0.0	14:44	0.0	0.0	-
14:45	0.0	0.0	14:45	0.0	0.0	-
14:46	0.0	0.0	14:46	0.0	0.0	-
14:47	0.0	0.0	14:47	0.0	0.0	-
14:48	0.0	0.0	14:48	0.0	0.0	-
14:49	0.0	0.0	14:49	0.0	0.0	-
14:50	0.0	0.0	14:50	0.0	0.0	-
14:51	0.0	0.0	14:51	0.0	0.0	-
14:52	0.0	0.0	14:52	0.0	0.0	-
14:53	0.0	0.0	14:53	0.0	0.0	-
14:54	0.0	0.0	14:54	0.0	0.0	-
14:55	0.0	0.0	14:55	0.0	0.0	-
14:56	0.0	0.0	14:56	0.0	0.0	-
14:57	0.0	0.0	14:57	0.0	0.0	-
14:58	0.0	0.0	14:58	0.0	0.0	-
14:59	0.0	0.0	14:59	0.0	0.0	-
15:00	0.0	0.0	15:00	0.0	0.0	-
15:01	0.0	0.0	15:01	0.0	0.0	-
15:02	0.0	0.0	15:02	0.0	0.0	-
15:03	0.0	0.0	15:03	0.0	0.0	-
15:04	0.0	0.0	15:04	0.0	0.0	-
15:05	0.0	0.0	15:05	0.0	0.0	-
15:06	0.0	0.0	15:06	0.0	0.0	-
15:07	0.0	0.0	15:07	0.0	0.0	-
15:08	0.0	0.0	15:08	0.0	0.0	-
15:09	0.0	0.0	15:09	0.0	0.0	-
15:10	0.0	0.0	15:10	0.0	0.0	-
15:11	0.0	0.0	15:11	0.0	0.0	-
15:12	0.0	0.0	15:12	0.0	0.0	-
15:13	0.0	0.0	15:13	0.0	0.0	-
15:14	0.0	0.0	15:14	0.0	0.0	-
15:15	0.0	0.0	15:15	0.0	0.0	-
15:16	0.0	0.0	15:16	0.0	0.0	-
15:17	0.0	0.0	15:17	0.0	0.0	-
15:18	0.0	0.0	15:18	0.0	0.0	-

Grand Union Bowling Alley Site
BCP #360222
150 Westchester Avenue, Port Chester
September 23, 2024

PID DATA						
Upwind			Downwind			
Time	Concentration (ppm)	15-Min Avg Concentration (ppm)	Time	Concentration (ppm)	15-Min Avg Concentration (ppm)	Exceeds VOC Alarm Limit
15:19	0.0	0.0	15:19	0.0	0.0	-
15:20	0.0	0.0	15:20	0.0	0.0	-
15:21	0.0	0.0	15:21	0.0	0.0	-
15:22	0.0	0.0	15:22	0.0	0.0	-
15:23	0.0	0.0	15:23	0.0	0.0	-
15:24	0.0	0.0	15:24	0.0	0.0	-
15:25	0.0	0.0	15:25	0.0	0.0	-
15:26	0.0	0.0	15:26	0.0	0.0	-
15:27	0.0	0.0	15:27	0.0	0.0	-
15:28	0.0	0.0	15:28	0.0	0.0	-
15:29	0.0	0.0	15:29	0.0	0.0	-
15:30	0.0	0.0	15:30	0.0	0.0	-
15:31	0.0	0.0	15:31	0.0	0.0	-
15:32	0.0	0.0	15:32	0.0	0.0	-
15:33	0.0	0.0	15:33	0.0	0.0	-
15:34	0.0	0.0	15:34	0.0	0.0	-
15:35	0.0	0.0	15:35	0.0	0.0	-
15:36	0.0	0.0	15:36	0.0	0.0	-
15:37	0.0	0.0	15:37	0.0	0.0	-
15:38	0.0	0.0	15:38	0.0	0.0	-
15:39	0.0	0.0	15:39	0.0	0.0	-
15:40	0.0	0.0	15:40	0.0	0.0	-
15:41	0.0	0.0	15:41	0.0	0.0	-
15:42	0.0	0.0	15:42	0.0	0.0	-
15:43	0.0	0.0	15:43	0.0	0.0	-
15:44	0.0	0.0	15:44	0.0	0.0	-
15:45	0.0	0.0	15:45	0.0	0.0	-
15:46	0.0	0.0	15:46	0.0	0.0	-
15:47	0.0	0.0	15:47	0.0	0.0	-

SESI CONSULTING ENGINEERS

959 US-46 Floor 3, Suite 300 - Parsippany-Troy Hills, NJ

DAILY AIR MONITORING REPORT
150 Westchester Avenue
Port Chester, New York

09/24/2024

Rev. No. 0 | Page 1 of 2

Project Number: 11895A

Dust Action Level: 150 µg/m^3

VOC Action Level: 5 ppm

Weather Data Range for Work Day		Wind Direction	ENE	Relative Humidity (%)	60.0 - 82.0	Daily Rain Total (in)	0.00	Readings in the summary table and graphs below are the reported downwind concentrations.
Temperature (°F)	57.0 - 66.0	Wind Speed (MPH)	3.0 - 11.8	Barometer (inHg)	30.10 - 30.20	Avg. Dew Point Temp (°F)	52.3	

Station Location	Daily Avg. Dust Concentration (µg/m^3)	Max 15-Min Dust Concentration (µg/m^3)	Time of Max Dust Reading	Daily Avg. VOC Concentration (ppm)	Max 15-Min VOC Concentration (ppm)	Time of Max VOC Reading
Upwind	6.4	13.2	8:54	0.0	0.0	8:48
Downwind	11.0	24.3	15:18	0.0	0.0	8:56

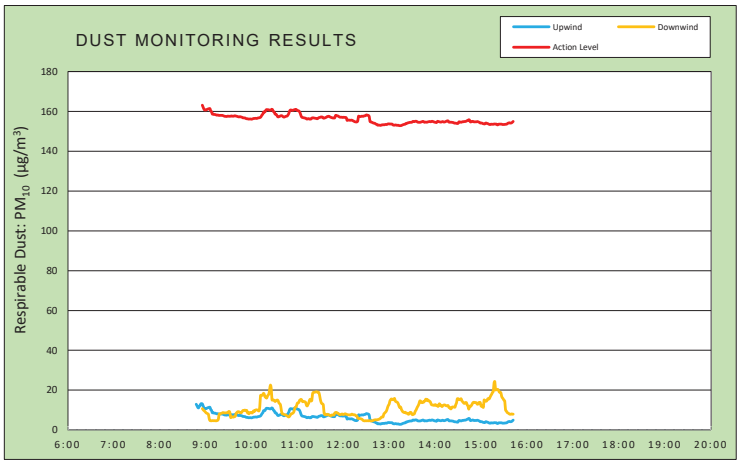

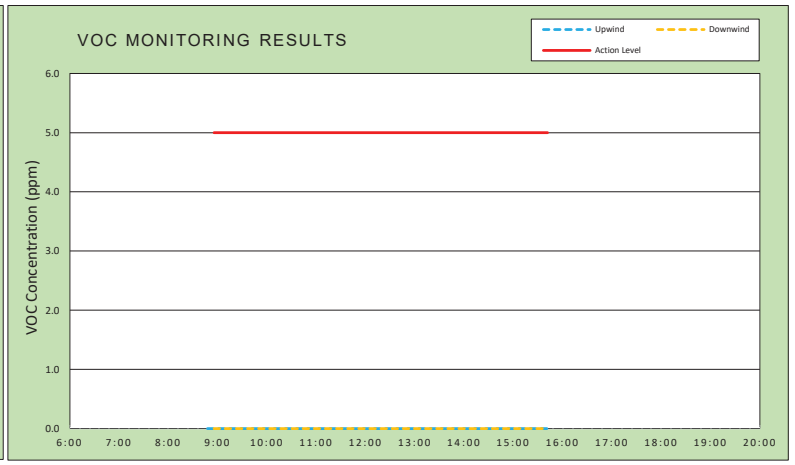

Air Monitoring Notes:

Weather Notes:

EMILCOTT
A Triumvirate Environmental Company

Wind Rose

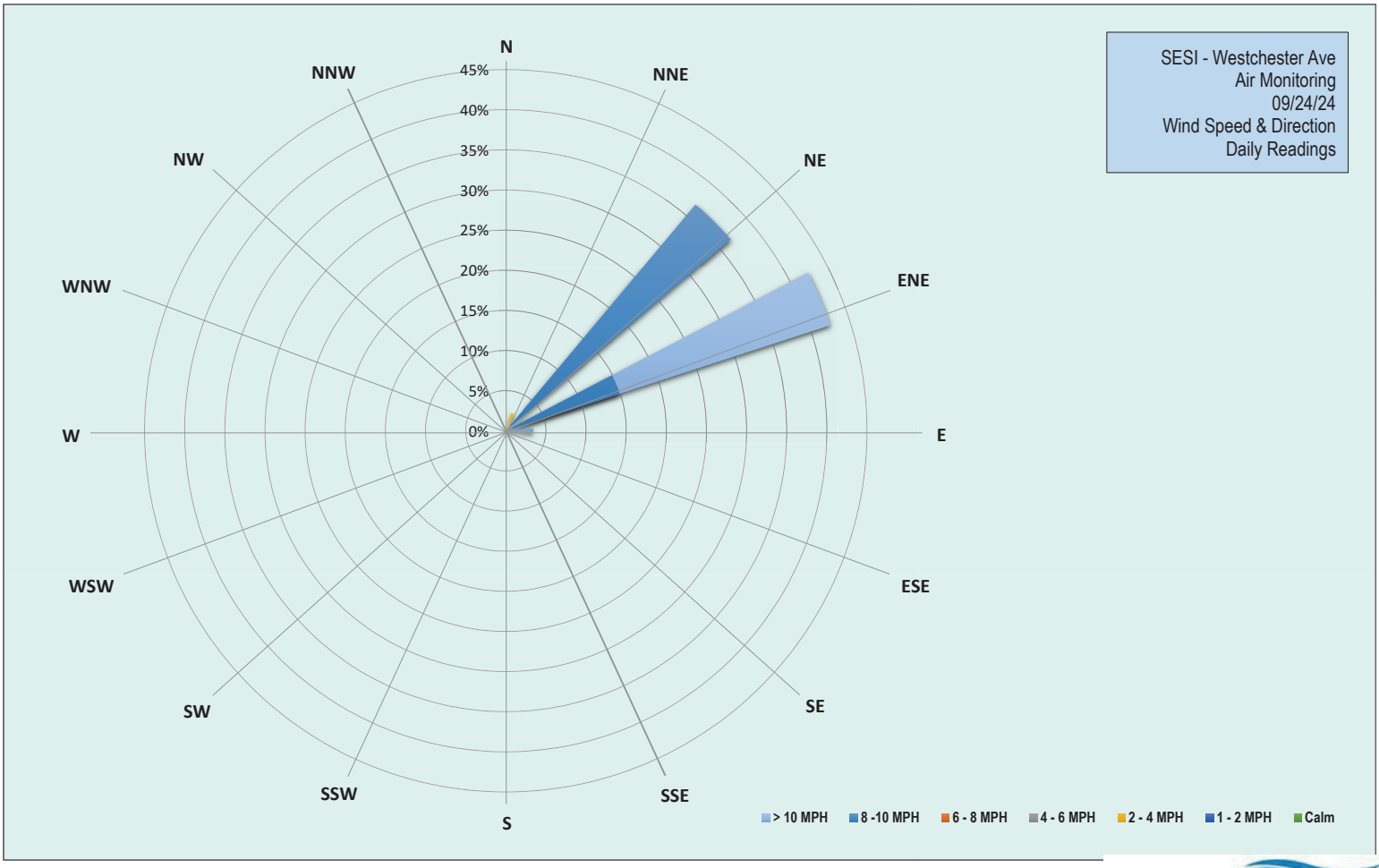

EMILCOTT
A Triumvirate Environmental Company

Grand Union Bowling Alley Site
BCP #360222
150 Westchester Avenue, Port Chester
September 24, 2024

Tuesday, September 24, 2024						
Number of Instances Where Downwind Particulates Exceeds Upwind Particulate + 150 =						0
Number of Comparable Data Points =						407
Start Time:						8:33
End Time:						15:42
PARTICULATE DATA						
Upwind			Downwind			Exceeds Particulate Alarm Limit
Time	Concentration (ug/m^3)	15-Min Avg Concentration (ug/m^3)	Time	Concentration (ug/m^3)	15-Min Avg Concentration (ug/m^3)	
8:33	14.0	-	8:33	-	-	-
8:34	17.0	-	8:34	-	-	-
8:35	17.8	-	8:35	-	-	-
8:36	12.8	-	8:36	-	-	-
8:37	11.3	-	8:37	-	-	-
8:38	12.0	-	8:38	-	-	-
8:39	12.3	-	8:39	-	-	-
8:40	9.8	-	8:40	-	-	-
8:41	12.5	-	8:41	24.8	-	-
8:42	24.8	-	8:42	11.8	-	-
8:43	22.3	-	8:43	10.8	-	-
8:44	16.8	-	8:44	11.0	-	-
8:45	7.0	-	8:45	10.5	-	-
8:46	8.3	-	8:46	11.3	-	-
8:47	4.3	-	8:47	10.8	-	-
8:48	5.3	12.9	8:48	9.5	-	-
8:49	6.0	12.2	8:49	10.0	-	-
8:50	6.0	11.4	8:50	35.8	-	-
8:51	7.5	11.1	8:51	16.5	-	-
8:52	25.8	12.0	8:52	4.3	-	-
8:53	13.3	12.1	8:53	4.5	-	-
8:54	28.0	13.2	8:54	5.3	-	-
8:55	9.3	13.1	8:55	5.0	-	-
8:56	12.5	13.1	8:56	4.0	10.7	-
8:57	10.0	12.1	8:57	3.8	10.2	-
8:58	8.8	11.2	8:58	4.5	9.8	-
8:59	8.8	10.7	8:59	6.0	9.4	-
9:00	8.0	10.8	9:00	4.0	9.0	-
9:01	7.3	10.7	9:01	4.8	8.6	-
9:02	8.0	11.0	9:02	7.5	8.4	-
9:03	8.3	11.2	9:03	6.3	8.1	-
9:04	7.5	11.3	9:04	4.8	7.8	-
9:05	8.3	11.4	9:05	3.3	5.6	-
9:06	7.3	11.4	9:06	3.0	4.7	-
9:07	7.8	10.2	9:07	3.3	4.7	-
9:08	8.8	9.9	9:08	3.8	4.6	-
9:09	9.3	8.6	9:09	6.8	4.7	-
9:10	10.3	8.7	9:10	4.3	4.7	-
9:11	9.8	8.5	9:11	4.3	4.7	-
9:12	8.8	8.4	9:12	3.5	4.7	-
9:13	8.3	8.4	9:13	4.3	4.6	-

Grand Union Bowling Alley Site
BCP #360222
150 Westchester Avenue, Port Chester
September 24, 2024

PARTICULATE DATA						
Upwind			Downwind			Exceeds Particulate Alarm Limit
Time	Concentration (ug/m^3)	15-Min Avg Concentration (ug/m^3)	Time	Concentration (ug/m^3)	15-Min Avg Concentration (ug/m^3)	
9:14	6.3	8.2	9:14	5.3	4.6	-
9:15	6.0	8.1	9:15	5.8	4.7	-
9:16	8.5	8.2	9:16	6.8	4.8	-
9:17	6.3	8.1	9:17	18.0	5.5	-
9:18	6.8	8.0	9:18	44.3	8.1	-
9:19	8.0	8.0	9:19	4.8	8.1	-
9:20	8.3	8.0	9:20	5.5	8.2	-
9:21	7.0	8.0	9:21	5.5	8.4	-
9:22	8.0	8.0	9:22	5.3	8.5	-
9:23	6.8	7.9	9:23	7.3	8.8	-
9:24	7.0	7.7	9:24	4.0	8.6	-
9:25	7.8	7.6	9:25	4.8	8.6	-
9:26	9.3	7.5	9:26	3.5	8.6	-
9:27	8.0	7.5	9:27	4.3	8.6	-
9:28	8.0	7.5	9:28	5.3	8.7	-
9:29	8.5	7.6	9:29	5.3	8.7	-
9:30	5.8	7.6	9:30	11.8	9.1	-
9:31	7.8	7.5	9:31	10.8	9.3	-
9:32	6.5	7.6	9:32	9.3	8.8	-
9:33	7.3	7.6	9:33	6.0	6.2	-
9:34	10.3	7.7	9:34	7.0	6.4	-
9:35	6.0	7.6	9:35	8.8	6.6	-
9:36	7.3	7.6	9:36	4.8	6.5	-
9:37	7.8	7.6	9:37	4.5	6.5	-
9:38	9.5	7.8	9:38	12.3	6.8	-
9:39	6.8	7.8	9:39	4.5	6.8	-
9:40	6.0	7.6	9:40	27.5	8.4	-
9:41	8.0	7.6	9:41	6.8	8.6	-
9:42	6.0	7.4	9:42	13.0	9.2	-
9:43	6.3	7.3	9:43	4.5	9.1	-
9:44	7.3	7.2	9:44	6.0	9.2	-
9:45	7.8	7.4	9:45	5.0	8.7	-
9:46	6.3	7.3	9:46	10.0	8.7	-
9:47	5.0	7.2	9:47	10.0	8.7	-
9:48	5.3	7.0	9:48	13.8	9.2	-
9:49	6.5	6.8	9:49	15.3	9.8	-
9:50	6.3	6.8	9:50	9.5	9.8	-
9:51	6.0	6.7	9:51	5.8	9.9	-
9:52	7.3	6.7	9:52	5.8	10.0	-
9:53	5.5	6.4	9:53	6.0	9.6	-
9:54	5.3	6.3	9:54	9.0	9.9	-
9:55	6.3	6.3	9:55	8.5	8.6	-
9:56	5.5	6.2	9:56	7.5	8.6	-
9:57	6.0	6.2	9:57	5.3	8.1	-
9:58	6.5	6.2	9:58	13.3	8.7	-
9:59	7.5	6.2	9:59	7.3	8.8	-
10:00	6.3	6.1	10:00	4.0	8.7	-
10:01	7.3	6.2	10:01	6.5	8.5	-

Grand Union Bowling Alley Site
BCP #360222
150 Westchester Avenue, Port Chester
September 24, 2024

PARTICULATE DATA						
Upwind			Downwind			Exceeds Particulate Alarm Limit
Time	Concentration (ug/m^3)	15-Min Avg Concentration (ug/m^3)	Time	Concentration (ug/m^3)	15-Min Avg Concentration (ug/m^3)	
10:02	7.3	6.3	10:02	17.3	9.0	-
10:03	7.3	6.4	10:03	23.8	9.6	-
10:04	6.8	6.5	10:04	9.8	9.3	-
10:05	7.0	6.5	10:05	18.3	9.9	-
10:06	6.3	6.5	10:06	9.0	10.1	-
10:07	6.3	6.5	10:07	6.3	10.1	-
10:08	7.5	6.6	10:08	4.0	10.0	-
10:09	7.3	6.7	10:09	4.8	9.7	-
10:10	7.0	6.8	10:10	6.3	9.5	-
10:11	7.3	6.9	10:11	37.8	11.6	-
10:12	8.5	7.1	10:12	92.5	17.4	-
10:13	14.3	7.6	10:13	13.8	17.4	-
10:14	17.8	8.3	10:14	6.0	17.3	-
10:15	12.3	8.7	10:15	11.3	17.8	-
10:16	23.3	9.7	10:16	15.8	18.4	-
10:17	6.0	9.6	10:17	7.0	17.7	-
10:18	10.5	9.9	10:18	6.0	16.6	-
10:19	18.5	10.6	10:19	8.5	16.5	-
10:20	11.0	10.9	10:20	10.8	16.0	-
10:21	5.5	10.9	10:21	23.5	16.9	-
10:22	6.0	10.8	10:22	15.5	17.6	-
10:23	6.0	10.7	10:23	14.0	18.2	-
10:24	5.5	10.6	10:24	40.0	20.6	-
10:25	6.5	10.6	10:25	36.3	22.6	-
10:26	11.3	10.9	10:26	9.0	20.7	-
10:27	12.3	11.1	10:27	8.3	15.0	-
10:28	6.8	10.6	10:28	13.0	15.0	-
10:29	6.0	9.8	10:29	7.0	15.1	-
10:30	9.3	9.6	10:30	6.8	14.8	-
10:31	8.3	8.6	10:31	8.8	14.3	-
10:32	5.8	8.6	10:32	11.5	14.6	-
10:33	5.0	8.2	10:33	10.5	14.9	-
10:34	8.0	7.5	10:34	10.8	15.0	-
10:35	6.3	7.2	10:35	5.0	14.7	-
10:36	7.5	7.4	10:36	7.5	13.6	-
10:37	8.0	7.5	10:37	9.8	13.2	-
10:38	9.5	7.7	10:38	5.8	12.7	-
10:39	7.5	7.9	10:39	6.3	10.4	-
10:40	5.5	7.8	10:40	5.3	8.3	-
10:41	6.8	7.5	10:41	5.3	8.1	-
10:42	8.0	7.2	10:42	5.8	7.9	-
10:43	6.0	7.2	10:43	10.5	7.8	-
10:44	8.8	7.3	10:44	4.8	7.6	-
10:45	12.0	7.5	10:45	5.0	7.5	-
10:46	9.0	7.6	10:46	5.3	7.3	-
10:47	8.5	7.8	10:47	7.5	7.0	-
10:48	12.8	8.3	10:48	6.0	6.7	-
10:49	19.5	9.0	10:49	8.3	6.5	-

Grand Union Bowling Alley Site
BCP #360222
150 Westchester Avenue, Port Chester
September 24, 2024

PARTICULATE DATA						
Upwind			Downwind			Exceeds Particulate Alarm Limit
Time	Concentration (ug/m^3)	15-Min Avg Concentration (ug/m^3)	Time	Concentration (ug/m^3)	15-Min Avg Concentration (ug/m^3)	
10:50	23.3	10.2	10:50	11.3	6.9	-
10:51	15.0	10.7	10:51	16.0	7.5	-
10:52	8.0	10.7	10:52	18.5	8.1	-
10:53	8.0	10.6	10:53	7.3	8.2	-
10:54	6.3	10.5	10:54	9.5	8.4	-
10:55	8.5	10.7	10:55	10.5	8.8	-
10:56	8.3	10.8	10:56	18.5	9.6	-
10:57	10.0	10.9	10:57	30.5	11.3	-
10:58	7.5	11.0	10:58	13.0	11.5	-
10:59	6.0	10.8	10:59	14.3	12.1	-
11:00	5.8	10.4	11:00	25.3	13.4	-
11:01	8.3	10.4	11:01	7.5	13.6	-
11:02	6.3	10.2	11:02	11.0	13.8	-
11:03	6.3	9.8	11:03	22.0	14.9	-
11:04	5.8	8.9	11:04	11.0	15.1	-
11:05	6.0	7.7	11:05	16.0	15.4	-
11:06	5.3	7.1	11:06	8.3	14.9	-
11:07	6.0	6.9	11:07	8.0	14.2	-
11:08	6.3	6.8	11:08	10.5	14.4	-
11:09	5.3	6.8	11:09	6.5	14.2	-
11:10	6.8	6.6	11:10	10.0	14.2	-
11:11	7.3	6.6	11:11	13.0	13.8	-
11:12	5.0	6.2	11:12	9.8	12.4	-
11:13	6.3	6.2	11:13	7.8	12.1	-
11:14	8.8	6.3	11:14	26.3	12.9	-
11:15	5.8	6.3	11:15	36.3	13.6	-
11:16	4.8	6.1	11:16	27.8	14.9	-
11:17	7.5	6.2	11:17	18.3	15.4	-
11:18	5.8	6.2	11:18	8.5	14.5	-
11:19	13.0	6.6	11:19	15.5	14.8	-
11:20	7.8	6.8	11:20	68.3	18.3	-
11:21	5.3	6.8	11:21	17.0	18.9	-
11:22	4.5	6.7	11:22	8.0	18.9	-
11:23	5.5	6.6	11:23	12.0	19.0	-
11:24	3.8	6.5	11:24	8.0	19.1	-
11:25	6.3	6.5	11:25	11.8	19.2	-
11:26	4.5	6.3	11:26	10.8	19.1	-
11:27	8.5	6.5	11:27	7.3	18.9	-
11:28	10.8	6.8	11:28	8.5	18.9	-
11:29	10.5	6.9	11:29	7.0	17.7	-
11:30	7.0	7.0	11:30	4.8	15.6	-
11:31	8.0	7.2	11:31	5.5	14.1	-
11:32	6.0	7.1	11:32	6.3	13.3	-
11:33	5.8	7.1	11:33	6.0	13.1	-
11:34	5.5	6.6	11:34	8.3	12.6	-
11:35	7.5	6.6	11:35	6.8	8.5	-
11:36	6.8	6.7	11:36	5.3	7.7	-
11:37	7.8	6.9	11:37	11.5	8.0	-

Grand Union Bowling Alley Site
BCP #360222
150 Westchester Avenue, Port Chester
September 24, 2024

PARTICULATE DATA						
Upwind			Downwind			Exceeds Particulate Alarm Limit
Time	Concentration (ug/m^3)	15-Min Avg Concentration (ug/m^3)	Time	Concentration (ug/m^3)	15-Min Avg Concentration (ug/m^3)	
11:38	7.0	7.0	11:38	5.0	7.5	-
11:39	9.0	7.4	11:39	13.0	7.8	-
11:40	7.0	7.4	11:40	11.8	7.8	-
11:41	6.5	7.6	11:41	7.3	7.6	-
11:42	5.8	7.4	11:42	5.0	7.5	-
11:43	7.5	7.2	11:43	5.8	7.3	-
11:44	8.0	7.0	11:44	5.3	7.2	-
11:45	5.0	6.9	11:45	10.0	7.5	-
11:46	6.0	6.7	11:46	6.0	7.5	-
11:47	5.3	6.7	11:47	6.0	7.5	-
11:48	5.8	6.7	11:48	6.3	7.5	-
11:49	6.8	6.8	11:49	23.0	8.5	-
11:50	25.5	8.0	11:50	10.0	8.7	-
11:51	6.8	8.0	11:51	6.5	8.8	-
11:52	5.0	7.8	11:52	5.8	8.4	-
11:53	6.0	7.7	11:53	5.5	8.5	-
11:54	5.3	7.5	11:54	7.3	8.1	-
11:55	3.5	7.2	11:55	7.0	7.8	-
11:56	4.0	7.1	11:56	5.5	7.7	-
11:57	6.0	7.1	11:57	7.3	7.8	-
11:58	7.3	7.1	11:58	8.3	8.0	-
11:59	6.3	7.0	11:59	5.5	8.0	-
12:00	6.8	7.1	12:00	5.5	7.7	-
12:01	4.8	7.0	12:01	8.8	7.9	-
12:02	5.8	7.0	12:02	9.0	8.1	-
12:03	4.3	6.9	12:03	6.5	8.1	-
12:04	5.5	6.8	12:04	20.0	7.9	-
12:05	5.3	5.5	12:05	8.0	7.8	-
12:06	8.5	5.6	12:06	5.0	7.7	-
12:07	6.0	5.7	12:07	4.8	7.6	-
12:08	5.0	5.6	12:08	5.5	7.6	-
12:09	4.3	5.5	12:09	6.8	7.6	-
12:10	4.0	5.6	12:10	8.0	7.6	-
12:11	4.5	5.6	12:11	10.3	7.9	-
12:12	3.8	5.5	12:12	6.0	7.9	-
12:13	4.3	5.3	12:13	5.8	7.7	-
12:14	3.3	5.1	12:14	4.5	7.6	-
12:15	3.5	4.8	12:15	5.5	7.6	-
12:16	3.3	4.7	12:16	4.8	7.4	-
12:17	5.0	4.7	12:17	4.5	7.1	-
12:18	5.3	4.8	12:18	5.0	7.0	-
12:19	12.0	5.2	12:19	4.3	5.9	-
12:20	41.5	7.6	12:20	5.8	5.8	-
12:21	6.8	7.5	12:21	5.3	5.8	-
12:22	4.8	7.4	12:22	4.0	5.7	-
12:23	5.3	7.4	12:23	3.8	5.6	-
12:24	6.5	7.6	12:24	4.8	5.5	-
12:25	4.0	7.6	12:25	4.0	5.2	-

Grand Union Bowling Alley Site
BCP #360222
150 Westchester Avenue, Port Chester
September 24, 2024

PARTICULATE DATA						
Upwind			Downwind			Exceeds Particulate Alarm Limit
Time	Concentration (ug/m^3)	15-Min Avg Concentration (ug/m^3)	Time	Concentration (ug/m^3)	15-Min Avg Concentration (ug/m^3)	
12:26	3.5	7.5	12:26	4.0	4.8	-
12:27	6.3	7.7	12:27	3.8	4.6	-
12:28	6.0	7.8	12:28	4.8	4.6	-
12:29	4.0	7.8	12:29	5.8	4.7	-
12:30	8.8	8.2	12:30	4.8	4.6	-
12:31	3.0	8.2	12:31	5.3	4.6	-
12:32	3.0	8.0	12:32	4.5	4.6	-
12:33	3.8	7.9	12:33	4.5	4.6	-
12:34	3.8	7.4	12:34	4.8	4.6	-
12:35	4.5	4.9	12:35	5.5	4.6	-
12:36	4.0	4.7	12:36	3.5	4.5	-
12:37	2.0	4.6	12:37	4.5	4.5	-
12:38	3.5	4.4	12:38	4.5	4.6	-
12:39	3.3	4.2	12:39	7.3	4.8	-
12:40	2.0	4.1	12:40	6.8	4.9	-
12:41	3.0	4.1	12:41	5.5	5.0	-
12:42	2.5	3.8	12:42	4.8	5.1	-
12:43	2.3	3.6	12:43	4.5	5.1	-
12:44	2.5	3.5	12:44	6.0	5.1	-
12:45	2.8	3.1	12:45	6.3	5.2	-
12:46	4.3	3.1	12:46	6.3	5.3	-
12:47	2.3	3.1	12:47	7.3	5.5	-
12:48	3.0	3.0	12:48	7.8	5.7	-
12:49	2.8	3.0	12:49	9.8	6.0	-
12:50	8.0	3.2	12:50	12.0	6.4	-
12:51	4.0	3.2	12:51	5.0	6.5	-
12:52	3.8	3.3	12:52	4.8	6.6	-
12:53	2.8	3.3	12:53	25.8	8.0	-
12:54	3.8	3.3	12:54	14.0	8.4	-
12:55	4.0	3.4	12:55	13.3	8.9	-
12:56	2.8	3.4	12:56	11.8	9.3	-
12:57	2.5	3.4	12:57	17.0	10.1	-
12:58	5.5	3.6	12:58	23.8	11.4	-
12:59	3.8	3.7	12:59	20.5	12.3	-
13:00	2.8	3.7	13:00	15.8	13.0	-
13:01	3.3	3.7	13:01	30.0	14.6	-
13:02	2.5	3.7	13:02	16.5	15.2	-
13:03	2.5	3.6	13:03	14.3	15.6	-
13:04	2.0	3.6	13:04	6.5	15.4	-
13:05	2.3	3.2	13:05	9.3	15.2	-
13:06	2.5	3.1	13:06	5.5	15.2	-
13:07	3.5	3.1	13:07	14.3	15.9	-
13:08	4.3	3.2	13:08	6.3	14.6	-
13:09	3.0	3.1	13:09	8.5	14.2	-
13:10	2.5	3.0	13:10	11.0	14.1	-
13:11	2.5	3.0	13:11	7.3	13.8	-
13:12	2.8	3.0	13:12	6.3	13.0	-
13:13	3.0	2.9	13:13	6.5	11.9	-

Grand Union Bowling Alley Site
BCP #360222
150 Westchester Avenue, Port Chester
September 24, 2024

PARTICULATE DATA						
Upwind			Downwind			Exceeds Particulate Alarm Limit
Time	Concentration (ug/m^3)	15-Min Avg Concentration (ug/m^3)	Time	Concentration (ug/m^3)	15-Min Avg Concentration (ug/m^3)	
13:14	3.3	2.8	13:14	10.5	11.2	-
13:15	3.0	2.9	13:15	20.5	11.5	-
13:16	4.3	2.9	13:16	11.5	10.3	-
13:17	5.5	3.1	13:17	6.5	9.6	-
13:18	5.0	3.3	13:18	5.5	9.1	-
13:19	3.8	3.4	13:19	5.3	9.0	-
13:20	4.0	3.5	13:20	5.0	8.7	-
13:21	3.5	3.6	13:21	9.0	8.9	-
13:22	9.5	4.0	13:22	7.3	8.5	-
13:23	3.8	4.0	13:23	6.0	8.4	-
13:24	6.5	4.2	13:24	6.3	8.3	-
13:25	3.8	4.3	13:25	5.0	7.9	-
13:26	4.3	4.4	13:26	9.5	8.0	-
13:27	4.0	4.5	13:27	16.0	8.7	-
13:28	3.5	4.5	13:28	9.3	8.9	-
13:29	3.3	4.5	13:29	6.3	8.6	-
13:30	5.0	4.6	13:30	8.3	7.8	-
13:31	9.5	5.0	13:31	10.3	7.7	-
13:32	4.5	4.9	13:32	10.8	8.0	-
13:33	4.0	4.9	13:33	8.3	8.2	-
13:34	6.5	5.0	13:34	23.3	9.4	-
13:35	4.0	5.0	13:35	13.3	9.9	-
13:36	2.5	5.0	13:36	22.3	10.8	-
13:37	4.5	4.6	13:37	19.5	11.6	-
13:38	2.8	4.6	13:38	16.0	12.3	-
13:39	5.5	4.5	13:39	20.5	13.2	-
13:40	4.3	4.5	13:40	24.8	14.5	-
13:41	4.5	4.6	13:41	9.3	14.5	-
13:42	6.8	4.7	13:42	6.5	13.9	-
13:43	4.8	4.8	13:43	6.8	13.7	-
13:44	5.8	5.0	13:44	12.0	14.1	-
13:45	3.0	4.9	13:45	5.8	13.9	-
13:46	4.8	4.5	13:46	16.8	14.4	-
13:47	5.3	4.6	13:47	17.5	14.8	-
13:48	4.8	4.6	13:48	18.5	15.5	-
13:49	5.3	4.6	13:49	13.8	14.9	-
13:50	5.3	4.6	13:50	19.5	15.3	-
13:51	4.8	4.8	13:51	12.3	14.6	-
13:52	5.3	4.8	13:52	20.3	14.7	-
13:53	4.3	4.9	13:53	11.8	14.4	-
13:54	3.3	4.8	13:54	13.5	13.9	-
13:55	5.5	4.9	13:55	8.5	12.8	-
13:56	7.0	5.0	13:56	5.5	12.6	-
13:57	5.0	4.9	13:57	5.0	12.5	-
13:58	3.5	4.8	13:58	7.0	12.5	-
13:59	2.3	4.6	13:59	9.3	12.3	-
14:00	2.5	4.6	14:00	11.8	12.7	-
14:01	3.3	4.5	14:01	14.5	12.6	-

Grand Union Bowling Alley Site
BCP #360222
150 Westchester Avenue, Port Chester
September 24, 2024

PARTICULATE DATA						
Upwind			Downwind			Exceeds Particulate Alarm Limit
Time	Concentration (ug/m^3)	15-Min Avg Concentration (ug/m^3)	Time	Concentration (ug/m^3)	15-Min Avg Concentration (ug/m^3)	
14:02	4.0	4.4	14:02	11.8	12.2	-
14:03	14.0	5.0	14:03	18.5	12.2	-
14:04	4.5	5.0	14:04	8.0	11.8	-
14:05	3.5	4.8	14:05	35.8	12.9	-
14:06	3.3	4.7	14:06	15.8	13.1	-
14:07	3.8	4.6	14:07	8.3	12.3	-
14:08	4.5	4.7	14:08	10.3	12.2	-
14:09	5.3	4.8	14:09	6.3	11.7	-
14:10	7.0	4.9	14:10	14.5	12.1	-
14:11	4.3	4.7	14:11	10.0	12.4	-
14:12	4.3	4.7	14:12	7.3	12.6	-
14:13	5.0	4.8	14:13	5.8	12.5	-
14:14	4.8	4.9	14:14	5.5	12.3	-
14:15	5.3	5.1	14:15	9.8	12.1	-
14:16	5.3	5.2	14:16	15.8	12.2	-
14:17	3.8	5.2	14:17	13.3	12.3	-
14:18	5.3	4.6	14:18	4.0	11.3	-
14:19	3.5	4.6	14:19	8.5	11.4	-
14:20	3.5	4.6	14:20	25.3	10.7	-
14:21	3.0	4.6	14:21	15.8	10.7	-
14:22	3.3	4.5	14:22	19.3	11.4	-
14:23	3.3	4.4	14:23	12.5	11.6	-
14:24	4.3	4.4	14:24	6.0	11.5	-
14:25	3.5	4.1	14:25	13.3	11.5	-
14:26	3.8	4.1	14:26	9.5	11.4	-
14:27	4.0	4.1	14:27	27.0	12.7	-
14:28	3.5	4.0	14:28	19.0	13.6	-
14:29	3.8	3.9	14:29	36.3	15.7	-
14:30	6.3	4.0	14:30	10.3	15.7	-
14:31	16.3	4.7	14:31	12.0	15.5	-
14:32	3.8	4.7	14:32	8.5	15.1	-
14:33	4.0	4.6	14:33	8.0	15.4	-
14:34	2.0	4.5	14:34	12.8	15.7	-
14:35	5.5	4.7	14:35	9.5	14.6	-
14:36	5.3	4.8	14:36	9.0	14.2	-
14:37	2.8	4.8	14:37	12.0	13.7	-
14:38	5.3	4.9	14:38	6.8	13.3	-
14:39	4.0	4.9	14:39	9.0	13.5	-
14:40	4.8	5.0	14:40	17.5	13.8	-
14:41	6.0	5.1	14:41	7.5	13.7	-
14:42	7.8	5.4	14:42	9.3	12.5	-
14:43	5.3	5.5	14:43	12.3	12.0	-
14:44	8.3	5.8	14:44	12.3	10.4	-
14:45	3.0	5.6	14:45	33.0	12.0	-
14:46	3.0	4.7	14:46	9.5	11.8	-
14:47	5.0	4.8	14:47	13.3	12.1	-
14:48	5.0	4.9	14:48	16.5	12.7	-
14:49	4.5	5.0	14:49	24.5	13.5	-

Grand Union Bowling Alley Site
BCP #360222
150 Westchester Avenue, Port Chester
September 24, 2024

PARTICULATE DATA						
Upwind			Downwind			Exceeds Particulate Alarm Limit
Time	Concentration (ug/m^3)	15-Min Avg Concentration (ug/m^3)	Time	Concentration (ug/m^3)	15-Min Avg Concentration (ug/m^3)	
14:50	3.5	4.9	14:50	15.5	13.9	-
14:51	2.8	4.7	14:51	9.5	13.9	-
14:52	3.8	4.8	14:52	9.0	13.7	-
14:53	4.8	4.8	14:53	8.5	13.8	-
14:54	4.3	4.8	14:54	5.5	13.6	-
14:55	6.5	4.9	14:55	8.8	13.0	-
14:56	5.0	4.8	14:56	7.5	13.0	-
14:57	4.8	4.6	14:57	21.3	13.8	-
14:58	3.3	4.5	14:58	8.8	13.6	-
14:59	3.3	4.2	14:59	15.5	13.8	-
15:00	3.3	4.2	15:00	6.5	12.0	-
15:01	2.5	4.1	15:01	8.8	12.0	-
15:02	2.3	4.0	15:02	15.0	12.1	-
15:03	2.8	3.8	15:03	6.0	11.4	-
15:04	3.5	3.7	15:04	79.5	15.0	-
15:05	3.0	3.7	15:05	9.3	14.6	-
15:06	9.0	4.1	15:06	8.3	14.5	-
15:07	3.5	4.1	15:07	7.5	14.4	-
15:08	2.3	3.9	15:08	16.8	15.0	-
15:09	2.8	3.8	15:09	17.0	15.8	-
15:10	3.0	3.6	15:10	5.0	15.5	-
15:11	3.0	3.5	15:11	12.0	15.8	-
15:12	3.5	3.4	15:12	33.8	16.6	-
15:13	6.3	3.6	15:13	20.0	17.4	-
15:14	2.5	3.5	15:14	25.3	18.0	-
15:15	3.3	3.5	15:15	19.3	18.9	-
15:16	2.3	3.5	15:16	15.5	19.3	-
15:17	4.3	3.7	15:17	78.0	23.5	-
15:18	2.8	3.7	15:18	17.3	24.3	-
15:19	3.0	3.6	15:19	16.8	20.1	-
15:20	3.0	3.6	15:20	11.0	20.2	-
15:21	4.0	3.3	15:21	9.3	20.3	-
15:22	3.3	3.3	15:22	9.3	20.4	-
15:23	6.8	3.6	15:23	7.0	19.8	-
15:24	3.0	3.6	15:24	4.8	18.9	-
15:25	3.3	3.6	15:25	5.0	18.9	-
15:26	3.0	3.6	15:26	7.5	18.6	-
15:27	3.0	3.6	15:27	6.3	16.8	-
15:28	4.0	3.4	15:28	9.8	16.1	-
15:29	2.5	3.4	15:29	17.3	15.6	-
15:30	3.3	3.4	15:30	9.0	14.9	-
15:31	3.0	3.5	15:31	10.0	14.5	-
15:32	5.0	3.5	15:32	10.5	10.0	-
15:33	3.5	3.6	15:33	10.0	9.6	-
15:34	5.0	3.7	15:34	6.3	8.9	-
15:35	8.0	4.0	15:35	6.8	8.6	-
15:36	5.8	4.2	15:36	5.8	8.3	-
15:37	5.3	4.3	15:37	4.5	8.0	-

Grand Union Bowling Alley Site
BCP #360222
150 Westchester Avenue, Port Chester
September 24, 2024

PARTICULATE DATA						
Upwind			Downwind			Exceeds Particulate Alarm Limit
Time	Concentration (ug/m^3)	15-Min Avg Concentration (ug/m^3)	Time	Concentration (ug/m^3)	15-Min Avg Concentration (ug/m^3)	
15:38	4.8	4.2	15:38	5.3	7.9	-
15:39	3.0	4.2	15:39	5.0	7.9	-
15:40	5.0	4.3	15:40	7.3	8.1	-
15:41	7.8	4.6	15:41	5.3	7.9	-
15:42	8.5	5.0	15:42	6.5	7.9	-

Grand Union Bowling Alley Site
BCP #360222
150 Westchester Avenue, Port Chester
September 24, 2024

Tuesday, September 24, 2024						
Number of Instances Where Downwind VOCs Exceeds Upwind VOCs + 5 =						0
Number of Comparable Data Points =						407
Start Time:						8:33
End Time:						15:42
PID DATA						
Upwind			Downwind			
Time	Concentration (ppm)	15-Min Avg Concentration (ppm)	Time	Concentration (ppm)	15-Min Avg Concentration (ppm)	Exceeds VOC Alarm Limit
8:33	0.0	-	8:33	-	-	-
8:34	0.0	-	8:34	-	-	-
8:35	0.0	-	8:35	-	-	-
8:36	0.0	-	8:36	-	-	-
8:37	0.0	-	8:37	-	-	-
8:38	0.0	-	8:38	-	-	-
8:39	0.0	-	8:39	-	-	-
8:40	0.0	-	8:40	-	-	-
8:41	0.0	-	8:41	0.0	-	-
8:42	0.0	-	8:42	0.0	-	-
8:43	0.0	-	8:43	0.0	-	-
8:44	0.0	-	8:44	0.0	-	-
8:45	0.0	-	8:45	0.0	-	-
8:46	0.0	-	8:46	0.0	-	-
8:47	0.0	-	8:47	0.0	-	-
8:48	0.0	0.0	8:48	0.0	-	-
8:49	0.0	0.0	8:49	0.0	-	-
8:50	0.0	0.0	8:50	0.0	-	-
8:51	0.0	0.0	8:51	0.0	-	-
8:52	0.0	0.0	8:52	0.0	-	-
8:53	0.0	0.0	8:53	0.0	-	-
8:54	0.0	0.0	8:54	0.0	-	-
8:55	0.0	0.0	8:55	0.0	-	-
8:56	0.0	0.0	8:56	0.0	0.0	-
8:57	0.0	0.0	8:57	0.0	0.0	-
8:58	0.0	0.0	8:58	0.0	0.0	-
8:59	0.0	0.0	8:59	0.0	0.0	-
9:00	0.0	0.0	9:00	0.0	0.0	-
9:01	0.0	0.0	9:01	0.0	0.0	-
9:02	0.0	0.0	9:02	0.0	0.0	-
9:03	0.0	0.0	9:03	0.0	0.0	-
9:04	0.0	0.0	9:04	0.0	0.0	-
9:05	0.0	0.0	9:05	0.0	0.0	-
9:06	0.0	0.0	9:06	0.0	0.0	-
9:07	0.0	0.0	9:07	0.0	0.0	-
9:08	0.0	0.0	9:08	0.0	0.0	-
9:09	0.0	0.0	9:09	0.0	0.0	-
9:10	0.0	0.0	9:10	0.0	0.0	-
9:11	0.0	0.0	9:11	0.0	0.0	-
9:12	0.0	0.0	9:12	0.0	0.0	-
9:13	0.0	0.0	9:13	0.0	0.0	-
9:14	0.0	0.0	9:14	0.0	0.0	-

Grand Union Bowling Alley Site
BCP #360222
150 Westchester Avenue, Port Chester
September 24, 2024

PID DATA						
Upwind			Downwind			
Time	Concentration (ppm)	15-Min Avg Concentration (ppm)	Time	Concentration (ppm)	15-Min Avg Concentration (ppm)	Exceeds VOC Alarm Limit
9:15	0.0	0.0	9:15	0.0	0.0	-
9:16	0.0	0.0	9:16	0.0	0.0	-
9:17	0.0	0.0	9:17	0.0	0.0	-
9:18	0.0	0.0	9:18	0.0	0.0	-
9:19	0.0	0.0	9:19	0.0	0.0	-
9:20	0.0	0.0	9:20	0.0	0.0	-
9:21	0.0	0.0	9:21	0.0	0.0	-
9:22	0.0	0.0	9:22	0.0	0.0	-
9:23	0.0	0.0	9:23	0.0	0.0	-
9:24	0.0	0.0	9:24	0.0	0.0	-
9:25	0.0	0.0	9:25	0.0	0.0	-
9:26	0.0	0.0	9:26	0.0	0.0	-
9:27	0.0	0.0	9:27	0.0	0.0	-
9:28	0.0	0.0	9:28	0.0	0.0	-
9:29	0.0	0.0	9:29	0.0	0.0	-
9:30	0.0	0.0	9:30	0.0	0.0	-
9:31	0.0	0.0	9:31	0.0	0.0	-
9:32	0.0	0.0	9:32	0.0	0.0	-
9:33	0.0	0.0	9:33	0.0	0.0	-
9:34	0.0	0.0	9:34	0.0	0.0	-
9:35	0.0	0.0	9:35	0.0	0.0	-
9:36	0.0	0.0	9:36	0.0	0.0	-
9:37	0.0	0.0	9:37	0.0	0.0	-
9:38	0.0	0.0	9:38	0.0	0.0	-
9:39	0.0	0.0	9:39	0.0	0.0	-
9:40	0.0	0.0	9:40	0.0	0.0	-
9:41	0.0	0.0	9:41	0.0	0.0	-
9:42	0.0	0.0	9:42	0.0	0.0	-
9:43	0.0	0.0	9:43	0.0	0.0	-
9:44	0.0	0.0	9:44	0.0	0.0	-
9:45	0.0	0.0	9:45	0.0	0.0	-
9:46	0.0	0.0	9:46	0.0	0.0	-
9:47	0.0	0.0	9:47	0.0	0.0	-
9:48	0.0	0.0	9:48	0.0	0.0	-
9:49	0.0	0.0	9:49	0.0	0.0	-
9:50	0.0	0.0	9:50	0.0	0.0	-
9:51	0.0	0.0	9:51	0.0	0.0	-
9:52	0.0	0.0	9:52	0.0	0.0	-
9:53	0.0	0.0	9:53	0.0	0.0	-
9:54	0.0	0.0	9:54	0.0	0.0	-
9:55	0.0	0.0	9:55	0.0	0.0	-
9:56	0.0	0.0	9:56	0.0	0.0	-
9:57	0.0	0.0	9:57	0.0	0.0	-
9:58	0.0	0.0	9:58	0.0	0.0	-
9:59	0.0	0.0	9:59	0.0	0.0	-
10:00	0.0	0.0	10:00	0.0	0.0	-
10:01	0.0	0.0	10:01	0.0	0.0	-
10:02	0.0	0.0	10:02	0.0	0.0	-

Grand Union Bowling Alley Site
BCP #360222
150 Westchester Avenue, Port Chester
September 24, 2024

PID DATA						
Upwind			Downwind			
Time	Concentration (ppm)	15-Min Avg Concentration (ppm)	Time	Concentration (ppm)	15-Min Avg Concentration (ppm)	Exceeds VOC Alarm Limit
10:03	0.0	0.0	10:03	0.0	0.0	-
10:04	0.0	0.0	10:04	0.0	0.0	-
10:05	0.0	0.0	10:05	0.0	0.0	-
10:06	0.0	0.0	10:06	0.0	0.0	-
10:07	0.0	0.0	10:07	0.0	0.0	-
10:08	0.0	0.0	10:08	0.0	0.0	-
10:09	0.0	0.0	10:09	0.0	0.0	-
10:10	0.0	0.0	10:10	0.0	0.0	-
10:11	0.0	0.0	10:11	0.0	0.0	-
10:12	0.0	0.0	10:12	0.0	0.0	-
10:13	0.0	0.0	10:13	0.0	0.0	-
10:14	0.0	0.0	10:14	0.0	0.0	-
10:15	0.0	0.0	10:15	0.0	0.0	-
10:16	0.0	0.0	10:16	0.0	0.0	-
10:17	0.0	0.0	10:17	0.0	0.0	-
10:18	0.0	0.0	10:18	0.0	0.0	-
10:19	0.0	0.0	10:19	0.0	0.0	-
10:20	0.0	0.0	10:20	0.0	0.0	-
10:21	0.0	0.0	10:21	0.0	0.0	-
10:22	0.0	0.0	10:22	0.0	0.0	-
10:23	0.0	0.0	10:23	0.0	0.0	-
10:24	0.0	0.0	10:24	0.0	0.0	-
10:25	0.0	0.0	10:25	0.0	0.0	-
10:26	0.0	0.0	10:26	0.0	0.0	-
10:27	0.0	0.0	10:27	0.0	0.0	-
10:28	0.0	0.0	10:28	0.0	0.0	-
10:29	0.0	0.0	10:29	0.0	0.0	-
10:30	0.0	0.0	10:30	0.0	0.0	-
10:31	0.0	0.0	10:31	0.0	0.0	-
10:32	0.0	0.0	10:32	0.0	0.0	-
10:33	0.0	0.0	10:33	0.0	0.0	-
10:34	0.0	0.0	10:34	0.0	0.0	-
10:35	0.0	0.0	10:35	0.0	0.0	-
10:36	0.0	0.0	10:36	0.0	0.0	-
10:37	0.0	0.0	10:37	0.0	0.0	-
10:38	0.0	0.0	10:38	0.0	0.0	-
10:39	0.0	0.0	10:39	0.0	0.0	-
10:40	0.0	0.0	10:40	0.0	0.0	-
10:41	0.0	0.0	10:41	0.0	0.0	-
10:42	0.0	0.0	10:42	0.0	0.0	-
10:43	0.0	0.0	10:43	0.0	0.0	-
10:44	0.0	0.0	10:44	0.0	0.0	-
10:45	0.0	0.0	10:45	0.0	0.0	-
10:46	0.0	0.0	10:46	0.0	0.0	-
10:47	0.0	0.0	10:47	0.0	0.0	-
10:48	0.0	0.0	10:48	0.0	0.0	-
10:49	0.0	0.0	10:49	0.0	0.0	-
10:50	0.0	0.0	10:50	0.0	0.0	-

Grand Union Bowling Alley Site
BCP #360222
150 Westchester Avenue, Port Chester
September 24, 2024

PID DATA						
Upwind			Downwind			
Time	Concentration (ppm)	15-Min Avg Concentration (ppm)	Time	Concentration (ppm)	15-Min Avg Concentration (ppm)	Exceeds VOC Alarm Limit
10:51	0.0	0.0	10:51	0.0	0.0	-
10:52	0.0	0.0	10:52	0.0	0.0	-
10:53	0.0	0.0	10:53	0.0	0.0	-
10:54	0.0	0.0	10:54	0.0	0.0	-
10:55	0.0	0.0	10:55	0.0	0.0	-
10:56	0.0	0.0	10:56	0.0	0.0	-
10:57	0.0	0.0	10:57	0.0	0.0	-
10:58	0.0	0.0	10:58	0.0	0.0	-
10:59	0.0	0.0	10:59	0.0	0.0	-
11:00	0.0	0.0	11:00	0.0	0.0	-
11:01	0.0	0.0	11:01	0.0	0.0	-
11:02	0.0	0.0	11:02	0.0	0.0	-
11:03	0.0	0.0	11:03	0.0	0.0	-
11:04	0.0	0.0	11:04	0.0	0.0	-
11:05	0.0	0.0	11:05	0.0	0.0	-
11:06	0.0	0.0	11:06	0.0	0.0	-
11:07	0.0	0.0	11:07	0.0	0.0	-
11:08	0.0	0.0	11:08	0.0	0.0	-
11:09	0.0	0.0	11:09	0.0	0.0	-
11:10	0.0	0.0	11:10	0.0	0.0	-
11:11	0.0	0.0	11:11	0.0	0.0	-
11:12	0.0	0.0	11:12	0.0	0.0	-
11:13	0.0	0.0	11:13	0.0	0.0	-
11:14	0.0	0.0	11:14	0.0	0.0	-
11:15	0.0	0.0	11:15	0.0	0.0	-
11:16	0.0	0.0	11:16	0.0	0.0	-
11:17	0.0	0.0	11:17	0.0	0.0	-
11:18	0.0	0.0	11:18	0.0	0.0	-
11:19	0.0	0.0	11:19	0.0	0.0	-
11:20	0.0	0.0	11:20	0.0	0.0	-
11:21	0.0	0.0	11:21	0.0	0.0	-
11:22	0.0	0.0	11:22	0.0	0.0	-
11:23	0.0	0.0	11:23	0.0	0.0	-
11:24	0.0	0.0	11:24	0.0	0.0	-
11:25	0.0	0.0	11:25	0.0	0.0	-
11:26	0.0	0.0	11:26	0.0	0.0	-
11:27	0.0	0.0	11:27	0.0	0.0	-
11:28	0.0	0.0	11:28	0.0	0.0	-
11:29	0.0	0.0	11:29	0.0	0.0	-
11:30	0.0	0.0	11:30	0.0	0.0	-
11:31	0.0	0.0	11:31	0.0	0.0	-
11:32	0.0	0.0	11:32	0.0	0.0	-
11:33	0.0	0.0	11:33	0.0	0.0	-
11:34	0.0	0.0	11:34	0.0	0.0	-
11:35	0.0	0.0	11:35	0.0	0.0	-
11:36	0.0	0.0	11:36	0.0	0.0	-
11:37	0.0	0.0	11:37	0.0	0.0	-
11:38	0.0	0.0	11:38	0.0	0.0	-

Grand Union Bowling Alley Site
BCP #360222
150 Westchester Avenue, Port Chester
September 24, 2024

PID DATA						
Upwind			Downwind			
Time	Concentration (ppm)	15-Min Avg Concentration (ppm)	Time	Concentration (ppm)	15-Min Avg Concentration (ppm)	Exceeds VOC Alarm Limit
11:39	0.0	0.0	11:39	0.0	0.0	-
11:40	0.0	0.0	11:40	0.0	0.0	-
11:41	0.0	0.0	11:41	0.0	0.0	-
11:42	0.0	0.0	11:42	0.0	0.0	-
11:43	0.0	0.0	11:43	0.0	0.0	-
11:44	0.0	0.0	11:44	0.0	0.0	-
11:45	0.0	0.0	11:45	0.0	0.0	-
11:46	0.0	0.0	11:46	0.0	0.0	-
11:47	0.0	0.0	11:47	0.0	0.0	-
11:48	0.0	0.0	11:48	0.0	0.0	-
11:49	0.0	0.0	11:49	0.0	0.0	-
11:50	0.0	0.0	11:50	0.0	0.0	-
11:51	0.0	0.0	11:51	0.0	0.0	-
11:52	0.0	0.0	11:52	0.0	0.0	-
11:53	0.0	0.0	11:53	0.0	0.0	-
11:54	0.0	0.0	11:54	0.0	0.0	-
11:55	0.0	0.0	11:55	0.0	0.0	-
11:56	0.0	0.0	11:56	0.0	0.0	-
11:57	0.0	0.0	11:57	0.0	0.0	-
11:58	0.0	0.0	11:58	0.0	0.0	-
11:59	0.0	0.0	11:59	0.0	0.0	-
12:00	0.0	0.0	12:00	0.0	0.0	-
12:01	0.0	0.0	12:01	0.0	0.0	-
12:02	0.0	0.0	12:02	0.0	0.0	-
12:03	0.0	0.0	12:03	0.0	0.0	-
12:04	0.0	0.0	12:04	0.0	0.0	-
12:05	0.0	0.0	12:05	0.0	0.0	-
12:06	0.0	0.0	12:06	0.0	0.0	-
12:07	0.0	0.0	12:07	0.0	0.0	-
12:08	0.0	0.0	12:08	0.0	0.0	-
12:09	0.0	0.0	12:09	0.0	0.0	-
12:10	0.0	0.0	12:10	0.0	0.0	-
12:11	0.0	0.0	12:11	0.0	0.0	-
12:12	0.0	0.0	12:12	0.0	0.0	-
12:13	0.0	0.0	12:13	0.0	0.0	-
12:14	0.0	0.0	12:14	0.0	0.0	-
12:15	0.0	0.0	12:15	0.0	0.0	-
12:16	0.0	0.0	12:16	0.0	0.0	-
12:17	0.0	0.0	12:17	0.0	0.0	-
12:18	0.0	0.0	12:18	0.0	0.0	-
12:19	0.0	0.0	12:19	0.0	0.0	-
12:20	0.0	0.0	12:20	0.0	0.0	-
12:21	0.0	0.0	12:21	0.0	0.0	-
12:22	0.0	0.0	12:22	0.0	0.0	-
12:23	0.0	0.0	12:23	0.0	0.0	-
12:24	0.0	0.0	12:24	0.0	0.0	-
12:25	0.0	0.0	12:25	0.0	0.0	-
12:26	0.0	0.0	12:26	0.0	0.0	-

Grand Union Bowling Alley Site
BCP #360222
150 Westchester Avenue, Port Chester
September 24, 2024

PID DATA						
Upwind			Downwind			
Time	Concentration (ppm)	15-Min Avg Concentration (ppm)	Time	Concentration (ppm)	15-Min Avg Concentration (ppm)	Exceeds VOC Alarm Limit
12:27	0.0	0.0	12:27	0.0	0.0	-
12:28	0.0	0.0	12:28	0.0	0.0	-
12:29	0.0	0.0	12:29	0.0	0.0	-
12:30	0.0	0.0	12:30	0.0	0.0	-
12:31	0.0	0.0	12:31	0.0	0.0	-
12:32	0.0	0.0	12:32	0.0	0.0	-
12:33	0.0	0.0	12:33	0.0	0.0	-
12:34	0.0	0.0	12:34	0.0	0.0	-
12:35	0.0	0.0	12:35	0.0	0.0	-
12:36	0.0	0.0	12:36	0.0	0.0	-
12:37	0.0	0.0	12:37	0.0	0.0	-
12:38	0.0	0.0	12:38	0.0	0.0	-
12:39	0.0	0.0	12:39	0.0	0.0	-
12:40	0.0	0.0	12:40	0.0	0.0	-
12:41	0.0	0.0	12:41	0.0	0.0	-
12:42	0.0	0.0	12:42	0.0	0.0	-
12:43	0.0	0.0	12:43	0.0	0.0	-
12:44	0.0	0.0	12:44	0.0	0.0	-
12:45	0.0	0.0	12:45	0.0	0.0	-
12:46	0.0	0.0	12:46	0.0	0.0	-
12:47	0.0	0.0	12:47	0.0	0.0	-
12:48	0.0	0.0	12:48	0.0	0.0	-
12:49	0.0	0.0	12:49	0.0	0.0	-
12:50	0.0	0.0	12:50	0.0	0.0	-
12:51	0.0	0.0	12:51	0.0	0.0	-
12:52	0.0	0.0	12:52	0.0	0.0	-
12:53	0.0	0.0	12:53	0.0	0.0	-
12:54	0.0	0.0	12:54	0.0	0.0	-
12:55	0.0	0.0	12:55	0.0	0.0	-
12:56	0.0	0.0	12:56	0.0	0.0	-
12:57	0.0	0.0	12:57	0.0	0.0	-
12:58	0.0	0.0	12:58	0.0	0.0	-
12:59	0.0	0.0	12:59	0.0	0.0	-
13:00	0.0	0.0	13:00	0.0	0.0	-
13:01	0.0	0.0	13:01	0.0	0.0	-
13:02	0.0	0.0	13:02	0.0	0.0	-
13:03	0.0	0.0	13:03	0.0	0.0	-
13:04	0.0	0.0	13:04	0.0	0.0	-
13:05	0.0	0.0	13:05	0.0	0.0	-
13:06	0.0	0.0	13:06	0.0	0.0	-
13:07	0.0	0.0	13:07	0.0	0.0	-
13:08	0.0	0.0	13:08	0.0	0.0	-
13:09	0.0	0.0	13:09	0.0	0.0	-
13:10	0.0	0.0	13:10	0.0	0.0	-
13:11	0.0	0.0	13:11	0.0	0.0	-
13:12	0.0	0.0	13:12	0.0	0.0	-
13:13	0.0	0.0	13:13	0.0	0.0	-
13:14	0.0	0.0	13:14	0.0	0.0	-

Grand Union Bowling Alley Site
BCP #360222
150 Westchester Avenue, Port Chester
September 24, 2024

PID DATA						
Upwind			Downwind			
Time	Concentration (ppm)	15-Min Avg Concentration (ppm)	Time	Concentration (ppm)	15-Min Avg Concentration (ppm)	Exceeds VOC Alarm Limit
13:15	0.0	0.0	13:15	0.0	0.0	-
13:16	0.0	0.0	13:16	0.0	0.0	-
13:17	0.0	0.0	13:17	0.0	0.0	-
13:18	0.0	0.0	13:18	0.0	0.0	-
13:19	0.0	0.0	13:19	0.0	0.0	-
13:20	0.0	0.0	13:20	0.0	0.0	-
13:21	0.0	0.0	13:21	0.0	0.0	-
13:22	0.0	0.0	13:22	0.0	0.0	-
13:23	0.0	0.0	13:23	0.0	0.0	-
13:24	0.0	0.0	13:24	0.0	0.0	-
13:25	0.0	0.0	13:25	0.0	0.0	-
13:26	0.0	0.0	13:26	0.0	0.0	-
13:27	0.0	0.0	13:27	0.0	0.0	-
13:28	0.0	0.0	13:28	0.0	0.0	-
13:29	0.0	0.0	13:29	0.0	0.0	-
13:30	0.0	0.0	13:30	0.0	0.0	-
13:31	0.0	0.0	13:31	0.0	0.0	-
13:32	0.0	0.0	13:32	0.0	0.0	-
13:33	0.0	0.0	13:33	0.0	0.0	-
13:34	0.0	0.0	13:34	0.0	0.0	-
13:35	0.0	0.0	13:35	0.0	0.0	-
13:36	0.0	0.0	13:36	0.0	0.0	-
13:37	0.0	0.0	13:37	0.0	0.0	-
13:38	0.0	0.0	13:38	0.0	0.0	-
13:39	0.0	0.0	13:39	0.0	0.0	-
13:40	0.0	0.0	13:40	0.0	0.0	-
13:41	0.0	0.0	13:41	0.0	0.0	-
13:42	0.0	0.0	13:42	0.0	0.0	-
13:43	0.0	0.0	13:43	0.0	0.0	-
13:44	0.0	0.0	13:44	0.0	0.0	-
13:45	0.0	0.0	13:45	0.0	0.0	-
13:46	0.0	0.0	13:46	0.0	0.0	-
13:47	0.0	0.0	13:47	0.0	0.0	-
13:48	0.0	0.0	13:48	0.0	0.0	-
13:49	0.0	0.0	13:49	0.0	0.0	-
13:50	0.0	0.0	13:50	0.0	0.0	-
13:51	0.0	0.0	13:51	0.0	0.0	-
13:52	0.0	0.0	13:52	0.0	0.0	-
13:53	0.0	0.0	13:53	0.0	0.0	-
13:54	0.0	0.0	13:54	0.0	0.0	-
13:55	0.0	0.0	13:55	0.0	0.0	-
13:56	0.0	0.0	13:56	0.0	0.0	-
13:57	0.0	0.0	13:57	0.0	0.0	-
13:58	0.0	0.0	13:58	0.0	0.0	-
13:59	0.0	0.0	13:59	0.0	0.0	-
14:00	0.0	0.0	14:00	0.0	0.0	-
14:01	0.0	0.0	14:01	0.0	0.0	-
14:02	0.0	0.0	14:02	0.0	0.0	-

Grand Union Bowling Alley Site
BCP #360222
150 Westchester Avenue, Port Chester
September 24, 2024

PID DATA						
Upwind			Downwind			
Time	Concentration (ppm)	15-Min Avg Concentration (ppm)	Time	Concentration (ppm)	15-Min Avg Concentration (ppm)	Exceeds VOC Alarm Limit
14:03	0.0	0.0	14:03	0.0	0.0	-
14:04	0.0	0.0	14:04	0.0	0.0	-
14:05	0.0	0.0	14:05	0.0	0.0	-
14:06	0.0	0.0	14:06	0.0	0.0	-
14:07	0.0	0.0	14:07	0.0	0.0	-
14:08	0.0	0.0	14:08	0.0	0.0	-
14:09	0.0	0.0	14:09	0.0	0.0	-
14:10	0.0	0.0	14:10	0.0	0.0	-
14:11	0.0	0.0	14:11	0.0	0.0	-
14:12	0.0	0.0	14:12	0.0	0.0	-
14:13	0.0	0.0	14:13	0.0	0.0	-
14:14	0.0	0.0	14:14	0.0	0.0	-
14:15	0.0	0.0	14:15	0.0	0.0	-
14:16	0.0	0.0	14:16	0.0	0.0	-
14:17	0.0	0.0	14:17	0.0	0.0	-
14:18	0.0	0.0	14:18	0.0	0.0	-
14:19	0.0	0.0	14:19	0.0	0.0	-
14:20	0.0	0.0	14:20	0.0	0.0	-
14:21	0.0	0.0	14:21	0.0	0.0	-
14:22	0.0	0.0	14:22	0.0	0.0	-
14:23	0.0	0.0	14:23	0.0	0.0	-
14:24	0.0	0.0	14:24	0.0	0.0	-
14:25	0.0	0.0	14:25	0.0	0.0	-
14:26	0.0	0.0	14:26	0.0	0.0	-
14:27	0.0	0.0	14:27	0.0	0.0	-
14:28	0.0	0.0	14:28	0.0	0.0	-
14:29	0.0	0.0	14:29	0.0	0.0	-
14:30	0.0	0.0	14:30	0.0	0.0	-
14:31	0.0	0.0	14:31	0.0	0.0	-
14:32	0.0	0.0	14:32	0.0	0.0	-
14:33	0.0	0.0	14:33	0.0	0.0	-
14:34	0.0	0.0	14:34	0.0	0.0	-
14:35	0.0	0.0	14:35	0.0	0.0	-
14:36	0.0	0.0	14:36	0.0	0.0	-
14:37	0.0	0.0	14:37	0.0	0.0	-
14:38	0.0	0.0	14:38	0.0	0.0	-
14:39	0.0	0.0	14:39	0.0	0.0	-
14:40	0.0	0.0	14:40	0.0	0.0	-
14:41	0.0	0.0	14:41	0.0	0.0	-
14:42	0.0	0.0	14:42	0.0	0.0	-
14:43	0.0	0.0	14:43	0.0	0.0	-
14:44	0.0	0.0	14:44	0.0	0.0	-
14:45	0.0	0.0	14:45	0.0	0.0	-
14:46	0.0	0.0	14:46	0.0	0.0	-
14:47	0.0	0.0	14:47	0.0	0.0	-
14:48	0.0	0.0	14:48	0.0	0.0	-
14:49	0.0	0.0	14:49	0.0	0.0	-
14:50	0.0	0.0	14:50	0.0	0.0	-

Grand Union Bowling Alley Site
BCP #360222
150 Westchester Avenue, Port Chester
September 24, 2024

PID DATA						
Upwind			Downwind			
Time	Concentration (ppm)	15-Min Avg Concentration (ppm)	Time	Concentration (ppm)	15-Min Avg Concentration (ppm)	Exceeds VOC Alarm Limit
14:51	0.0	0.0	14:51	0.0	0.0	-
14:52	0.0	0.0	14:52	0.0	0.0	-
14:53	0.0	0.0	14:53	0.0	0.0	-
14:54	0.0	0.0	14:54	0.0	0.0	-
14:55	0.0	0.0	14:55	0.0	0.0	-
14:56	0.0	0.0	14:56	0.0	0.0	-
14:57	0.0	0.0	14:57	0.0	0.0	-
14:58	0.0	0.0	14:58	0.0	0.0	-
14:59	0.0	0.0	14:59	0.0	0.0	-
15:00	0.0	0.0	15:00	0.0	0.0	-
15:01	0.0	0.0	15:01	0.0	0.0	-
15:02	0.0	0.0	15:02	0.0	0.0	-
15:03	0.0	0.0	15:03	0.0	0.0	-
15:04	0.0	0.0	15:04	0.0	0.0	-
15:05	0.0	0.0	15:05	0.0	0.0	-
15:06	0.0	0.0	15:06	0.0	0.0	-
15:07	0.0	0.0	15:07	0.0	0.0	-
15:08	0.0	0.0	15:08	0.0	0.0	-
15:09	0.0	0.0	15:09	0.0	0.0	-
15:10	0.0	0.0	15:10	0.0	0.0	-
15:11	0.0	0.0	15:11	0.0	0.0	-
15:12	0.0	0.0	15:12	0.0	0.0	-
15:13	0.0	0.0	15:13	0.0	0.0	-
15:14	0.0	0.0	15:14	0.0	0.0	-
15:15	0.0	0.0	15:15	0.0	0.0	-
15:16	0.0	0.0	15:16	0.0	0.0	-
15:17	0.0	0.0	15:17	0.0	0.0	-
15:18	0.0	0.0	15:18	0.0	0.0	-
15:19	0.0	0.0	15:19	0.0	0.0	-
15:20	0.0	0.0	15:20	0.0	0.0	-
15:21	0.0	0.0	15:21	0.0	0.0	-
15:22	0.0	0.0	15:22	0.0	0.0	-
15:23	0.0	0.0	15:23	0.0	0.0	-
15:24	0.0	0.0	15:24	0.0	0.0	-
15:25	0.0	0.0	15:25	0.0	0.0	-
15:26	0.0	0.0	15:26	0.0	0.0	-
15:27	0.0	0.0	15:27	0.0	0.0	-
15:28	0.0	0.0	15:28	0.0	0.0	-
15:29	0.0	0.0	15:29	0.0	0.0	-
15:30	0.0	0.0	15:30	0.0	0.0	-
15:31	0.0	0.0	15:31	0.0	0.0	-
15:32	0.0	0.0	15:32	0.0	0.0	-
15:33	0.0	0.0	15:33	0.0	0.0	-
15:34	0.0	0.0	15:34	0.0	0.0	-
15:35	0.0	0.0	15:35	0.0	0.0	-
15:36	0.0	0.0	15:36	0.0	0.0	-
15:37	0.0	0.0	15:37	0.0	0.0	-
15:38	0.0	0.0	15:38	0.0	0.0	-

Grand Union Bowling Alley Site
BCP #360222
150 Westchester Avenue, Port Chester
September 24, 2024

PID DATA						
Upwind			Downwind			Exceeds VOC Alarm Limit
Time	Concentration (ppm)	15-Min Avg Concentration (ppm)	Time	Concentration (ppm)	15-Min Avg Concentration (ppm)	
15:39	0.0	0.0	15:39	0.0	0.0	-
15:40	0.0	0.0	15:40	0.0	0.0	-
15:41	0.0	0.0	15:41	0.0	0.0	-
15:42	0.0	0.0	15:42	0.0	0.0	-

SESI CONSULTING ENGINEERS

959 US-46 Floor 3, Suite 300 - Parsippany-Troy Hills, NJ

DAILY AIR MONITORING REPORT
150 Westchester Avenue
Port Chester, New York

09/25/2024

Rev. No. 0	Page 1 of 2
Project Number: 11895A	
Dust Action Level	150 µg/m^3
VOC Action Level	5 ppm

Weather Data Range for Work Day		Wind Direction	E	Relative Humidity (%)	61.0 - 78.0	Daily Rain Total (in)	0.00	Readings in the summary table and graphs below are the reported downwind concentrations.
Temperature (°F)	61.0 - 67.0	Wind Speed (MPH)	3.5 - 9.7	Barometer (inHg)	30.10 - 30.20	Avg. Dew Point Temp (°F)	55.1	

Station Location	Daily Avg. Dust Concentration (µg/m^3)	Max 15-Min Dust Concentration (µg/m^3)	Time of Max Dust Reading	Daily Avg. VOC Concentration (ppm)	Max 15-Min VOC Concentration (ppm)	Time of Max VOC Reading
Upwind	11.7	27.4	13:30	0.0	0.0	8:16
Downwind	8.3	16.3	8:20	0.0	0.0	8:16

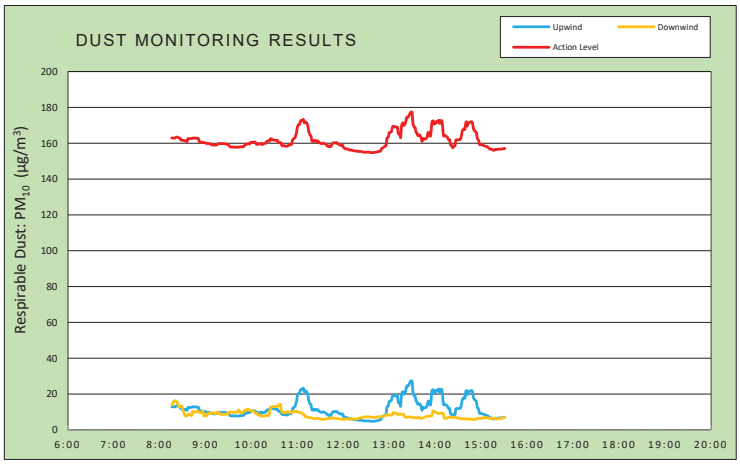

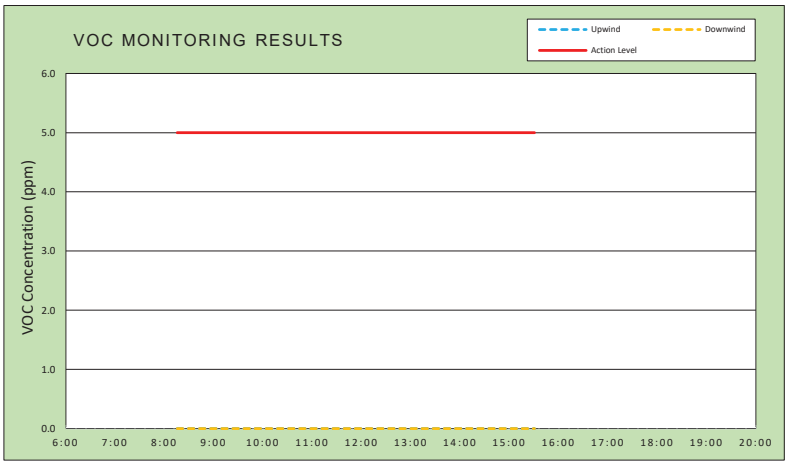

Air Monitoring Notes:

Weather Notes:

EMILCOTT
A Triumvirate Environmental Company

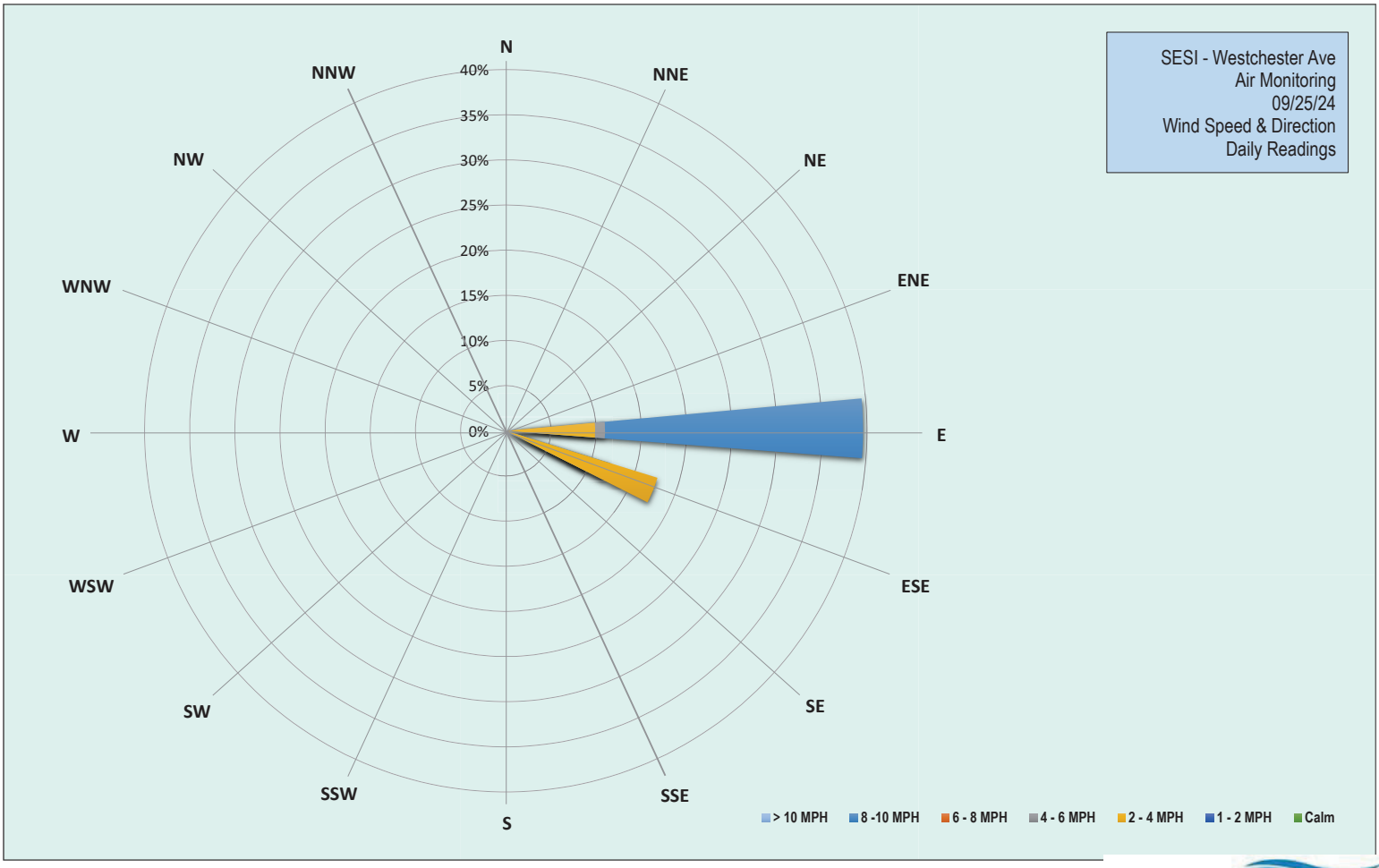

EMILCOTT
A Triumvirate Environmental Company

Grand Union Bowling Alley Site
BCP #360222
150 Westchester Avenue, Port Chester
September 25, 2024

Wednesday, September 25, 2024						
Number of Instances Where Downwind Particulates Exceeds Upwind Particulate + 150 =						0
Number of Comparable Data Points =						436
Start Time:						8:01
End Time:						15:31
PARTICULATE DATA						
Upwind			Downwind			Exceeds Particulate Alarm Limit
Time	Concentration (ug/m^3)	15-Min Avg Concentration (ug/m^3)	Time	Concentration (ug/m^3)	15-Min Avg Concentration (ug/m^3)	
8:01	6.5	-	8:01	6.5	-	-
8:02	13.0	-	8:02	7.5	-	-
8:03	12.0	-	8:03	7.5	-	-
8:04	11.8	-	8:04	6.5	-	-
8:05	11.8	-	8:05	6.8	-	-
8:06	11.8	-	8:06	6.5	-	-
8:07	12.0	-	8:07	6.8	-	-
8:08	11.5	-	8:08	11.5	-	-
8:09	13.8	-	8:09	24.3	-	-
8:10	13.8	-	8:10	27.5	-	-
8:11	13.8	-	8:11	8.3	-	-
8:12	11.0	-	8:12	12.5	-	-
8:13	22.5	-	8:13	10.5	-	-
8:14	12.5	-	8:14	9.8	-	-
8:15	12.0	-	8:15	37.0	-	-
8:16	12.0	13.0	8:16	23.0	13.7	-
8:17	11.5	12.9	8:17	18.8	14.5	-
8:18	12.3	12.9	8:18	25.0	15.6	-
8:19	10.3	12.8	8:19	11.3	16.0	-
8:20	12.0	12.8	8:20	12.3	16.3	-
8:21	17.3	13.2	8:21	5.0	16.2	-
8:22	15.5	13.4	8:22	5.5	16.1	-
8:23	11.3	13.4	8:23	4.0	15.6	-
8:24	12.3	13.3	8:24	8.0	14.6	-
8:25	10.3	13.1	8:25	6.5	13.2	-
8:26	10.3	12.9	8:26	10.0	13.3	-
8:27	9.0	12.7	8:27	9.5	13.1	-
8:28	9.5	11.9	8:28	13.0	13.2	-
8:29	9.3	11.6	8:29	12.8	13.4	-
8:30	13.5	11.7	8:30	9.5	11.6	-
8:31	10.0	11.6	8:31	5.5	10.4	-
8:32	10.5	11.5	8:32	6.3	9.6	-
8:33	9.8	11.4	8:33	5.5	8.3	-
8:34	10.8	11.4	8:34	7.0	8.0	-
8:35	9.5	11.2	8:35	5.8	7.6	-
8:36	12.3	10.9	8:36	16.5	8.4	-
8:37	38.3	12.4	8:37	5.8	8.4	-
8:38	13.5	12.6	8:38	8.5	8.7	-
8:39	11.3	12.5	8:39	7.5	8.6	-
8:40	11.3	12.6	8:40	5.0	8.5	-
8:41	11.0	12.6	8:41	6.5	8.3	-
8:42	9.8	12.7	8:42	6.3	8.1	-

Grand Union Bowling Alley Site
BCP #360222
150 Westchester Avenue, Port Chester
September 25, 2024

PARTICULATE DATA						
Upwind			Downwind			Exceeds Particulate Alarm Limit
Time	Concentration (ug/m^3)	15-Min Avg Concentration (ug/m^3)	Time	Concentration (ug/m^3)	15-Min Avg Concentration (ug/m^3)	
8:43	11.0	12.8	8:43	45.5	10.3	-
8:44	11.8	12.9	8:44	6.8	9.9	-
8:45	11.0	12.8	8:45	8.8	9.8	-
8:46	12.5	12.9	8:46	10.0	10.1	-
8:47	8.8	12.8	8:47	6.3	10.1	-
8:48	9.8	12.8	8:48	7.3	10.2	-
8:49	10.0	12.8	8:49	6.0	10.2	-
8:50	9.3	12.8	8:50	10.0	10.4	-
8:51	8.5	12.5	8:51	8.5	9.9	-
8:52	14.5	10.9	8:52	6.3	9.9	-
8:53	10.0	10.7	8:53	6.0	9.8	-
8:54	9.3	10.6	8:54	5.5	9.6	-
8:55	11.0	10.5	8:55	7.3	9.8	-
8:56	9.3	10.4	8:56	15.3	10.4	-
8:57	10.8	10.5	8:57	7.8	10.5	-
8:58	10.0	10.4	8:58	6.3	7.9	-
8:59	10.0	10.3	8:59	9.5	8.0	-
9:00	9.3	10.2	9:00	7.0	7.9	-
9:01	7.8	9.9	9:01	7.0	7.7	-
9:02	9.5	9.9	9:02	12.3	8.1	-
9:03	9.3	9.9	9:03	17.5	8.8	-
9:04	9.5	9.9	9:04	15.0	9.4	-
9:05	8.3	9.8	9:05	10.5	9.4	-
9:06	7.8	9.7	9:06	7.0	9.3	-
9:07	8.8	9.4	9:07	7.3	9.4	-
9:08	8.0	9.2	9:08	7.3	9.5	-
9:09	8.3	9.2	9:09	8.0	9.7	-
9:10	7.8	8.9	9:10	8.0	9.7	-
9:11	10.8	9.0	9:11	6.3	9.1	-
9:12	9.8	9.0	9:12	7.5	9.1	-
9:13	9.8	9.0	9:13	6.5	9.1	-
9:14	11.3	9.0	9:14	12.5	9.3	-
9:15	11.8	9.2	9:15	16.8	10.0	-
9:16	9.8	9.3	9:16	8.0	10.0	-
9:17	15.0	9.7	9:17	11.0	9.9	-
9:18	12.3	9.9	9:18	8.0	9.3	-
9:19	9.0	9.9	9:19	7.0	8.8	-
9:20	6.5	9.8	9:20	9.8	8.7	-
9:21	8.5	9.8	9:21	8.0	8.8	-
9:22	8.8	9.8	9:22	6.8	8.8	-
9:23	7.8	9.8	9:23	6.5	8.7	-
9:24	8.5	9.8	9:24	7.0	8.6	-
9:25	7.8	9.8	9:25	8.5	8.7	-
9:26	8.3	9.6	9:26	8.5	8.8	-
9:27	8.3	9.5	9:27	7.5	8.8	-
9:28	9.0	9.5	9:28	6.5	8.8	-
9:29	8.3	9.3	9:29	9.3	8.6	-
9:30	6.8	9.0	9:30	27.5	9.3	-

Grand Union Bowling Alley Site
BCP #360222
150 Westchester Avenue, Port Chester
September 25, 2024

PARTICULATE DATA						
Upwind			Downwind			Exceeds Particulate Alarm Limit
Time	Concentration (ug/m^3)	15-Min Avg Concentration (ug/m^3)	Time	Concentration (ug/m^3)	15-Min Avg Concentration (ug/m^3)	
9:31	6.5	8.7	9:31	19.0	10.1	-
9:32	7.0	8.2	9:32	8.0	9.9	-
9:33	7.5	7.9	9:33	9.5	10.0	-
9:34	8.5	7.9	9:34	8.0	10.0	-
9:35	7.8	7.9	9:35	6.5	9.8	-
9:36	7.5	7.9	9:36	7.3	9.8	-
9:37	8.0	7.8	9:37	7.8	9.8	-
9:38	8.8	7.9	9:38	7.3	9.9	-
9:39	7.5	7.8	9:39	8.5	10.0	-
9:40	7.8	7.8	9:40	6.8	9.9	-
9:41	7.5	7.8	9:41	9.5	9.9	-
9:42	9.0	7.8	9:42	13.8	10.3	-
9:43	9.8	7.9	9:43	17.0	11.0	-
9:44	7.8	7.8	9:44	9.5	11.1	-
9:45	7.8	7.9	9:45	12.5	10.1	-
9:46	8.5	8.0	9:46	10.0	9.5	-
9:47	7.3	8.1	9:47	7.0	9.4	-
9:48	7.8	8.1	9:48	13.3	9.6	-
9:49	8.8	8.1	9:49	13.8	10.0	-
9:50	8.0	8.1	9:50	11.8	10.4	-
9:51	17.5	8.8	9:51	10.3	10.6	-
9:52	17.5	9.4	9:52	9.8	10.7	-
9:53	7.3	9.3	9:53	15.3	11.2	-
9:54	10.0	9.5	9:54	7.0	11.1	-
9:55	11.0	9.7	9:55	12.3	11.5	-
9:56	8.3	9.7	9:56	8.8	11.5	-
9:57	9.3	9.8	9:57	9.3	11.2	-
9:58	8.5	9.7	9:58	16.3	11.1	-
9:59	20.0	10.5	9:59	7.8	11.0	-
10:00	8.0	10.5	10:00	6.8	10.6	-
10:01	8.8	10.5	10:01	9.8	10.6	-
10:02	8.3	10.6	10:02	7.8	10.6	-
10:03	8.0	10.6	10:03	7.5	10.3	-
10:04	8.3	10.6	10:04	6.3	9.8	-
10:05	8.5	10.6	10:05	7.5	9.5	-
10:06	8.0	10.0	10:06	8.5	9.4	-
10:07	7.8	9.3	10:07	7.3	9.2	-
10:08	13.3	9.7	10:08	6.8	8.6	-
10:09	8.0	9.6	10:09	7.3	8.6	-
10:10	9.8	9.5	10:10	7.3	8.3	-
10:11	10.0	9.6	10:11	8.5	8.3	-
10:12	11.0	9.7	10:12	8.5	8.2	-
10:13	12.5	10.0	10:13	7.3	7.6	-
10:14	9.3	9.3	10:14	9.3	7.7	-
10:15	10.8	9.5	10:15	6.8	7.7	-
10:16	12.8	9.7	10:16	9.0	7.7	-
10:17	10.3	9.9	10:17	9.0	7.8	-
10:18	10.3	10.0	10:18	9.0	7.9	-

Grand Union Bowling Alley Site
BCP #360222
150 Westchester Avenue, Port Chester
September 25, 2024

PARTICULATE DATA						
Upwind			Downwind			Exceeds Particulate Alarm Limit
Time	Concentration (ug/m^3)	15-Min Avg Concentration (ug/m^3)	Time	Concentration (ug/m^3)	15-Min Avg Concentration (ug/m^3)	
10:19	7.8	10.0	10:19	10.3	8.1	-
10:20	22.8	10.9	10:20	7.5	8.1	-
10:21	11.8	11.2	10:21	5.8	8.0	-
10:22	9.8	11.3	10:22	6.8	7.9	-
10:23	12.3	11.3	10:23	8.3	8.0	-
10:24	7.0	11.2	10:24	49.0	10.8	-
10:25	30.0	12.5	10:25	30.8	12.4	-
10:26	8.3	12.4	10:26	13.3	12.7	-
10:27	7.0	12.2	10:27	10.3	12.8	-
10:28	7.0	11.8	10:28	11.3	13.1	-
10:29	10.5	11.9	10:29	7.8	13.0	-
10:30	8.8	11.7	10:30	7.5	13.0	-
10:31	12.0	11.7	10:31	7.8	12.9	-
10:32	10.0	11.7	10:32	11.3	13.1	-
10:33	7.0	11.5	10:33	8.5	13.1	-
10:34	10.8	11.7	10:34	13.5	13.3	-
10:35	7.5	10.6	10:35	12.0	13.6	-
10:36	9.0	10.5	10:36	11.0	13.9	-
10:37	7.5	10.3	10:37	11.3	14.2	-
10:38	8.0	10.0	10:38	9.3	14.3	-
10:39	9.5	10.2	10:39	9.0	11.6	-
10:40	7.0	8.7	10:40	8.8	10.2	-
10:41	7.3	8.6	10:41	7.3	9.8	-
10:42	7.3	8.6	10:42	9.8	9.7	-
10:43	7.8	8.7	10:43	10.3	9.7	-
10:44	8.0	8.5	10:44	10.3	9.8	-
10:45	7.5	8.4	10:45	8.0	9.9	-
10:46	10.8	8.3	10:46	10.5	10.0	-
10:47	10.8	8.4	10:47	10.3	10.0	-
10:48	10.0	8.6	10:48	12.8	10.3	-
10:49	19.8	9.2	10:49	9.8	10.0	-
10:50	8.5	9.2	10:50	8.5	9.8	-
10:51	8.0	9.2	10:51	12.0	9.8	-
10:52	7.8	9.2	10:52	10.8	9.8	-
10:53	18.8	9.9	10:53	10.0	9.9	-
10:54	42.3	12.1	10:54	7.3	9.7	-
10:55	9.8	12.3	10:55	20.3	10.5	-
10:56	15.3	12.8	10:56	6.3	10.4	-
10:57	11.0	13.1	10:57	9.8	10.4	-
10:58	28.5	14.4	10:58	8.3	10.3	-
10:59	31.6	16.0	10:59	6.0	10.0	-
11:00	49.8	18.8	11:00	13.0	10.4	-
11:01	27.6	20.0	11:01	6.0	10.1	-
11:02	17.2	20.4	11:02	7.0	9.8	-
11:03	10.8	20.4	11:03	12.0	9.8	-
11:04	45.2	22.1	11:04	7.5	9.6	-
11:05	17.0	22.7	11:05	6.8	9.5	-
11:06	8.6	22.7	11:06	10.0	9.4	-

Grand Union Bowling Alley Site
BCP #360222
150 Westchester Avenue, Port Chester
September 25, 2024

PARTICULATE DATA						
Upwind			Downwind			Exceeds Particulate Alarm Limit
Time	Concentration (ug/m^3)	15-Min Avg Concentration (ug/m^3)	Time	Concentration (ug/m^3)	15-Min Avg Concentration (ug/m^3)	
11:07	10.6	22.9	11:07	5.3	9.0	-
11:08	24.2	23.3	11:08	5.3	8.7	-
11:09	13.8	21.4	11:09	6.0	8.6	-
11:10	19.6	22.1	11:10	4.5	7.6	-
11:11	8.4	21.6	11:11	6.3	7.6	-
11:12	9.0	21.5	11:12	5.8	7.3	-
11:13	16.8	20.7	11:13	6.8	7.2	-
11:14	9.8	19.2	11:14	5.5	7.2	-
11:15	9.0	16.5	11:15	6.5	6.7	-
11:16	8.8	15.3	11:16	10.3	7.0	-
11:17	5.6	14.5	11:17	5.8	6.9	-
11:18	4.0	14.0	11:18	10.0	6.8	-
11:19	5.0	11.3	11:19	5.5	6.7	-
11:20	12.0	11.0	11:20	5.8	6.6	-
11:21	9.8	11.1	11:21	5.8	6.3	-
11:22	17.0	11.5	11:22	5.0	6.3	-
11:23	17.0	11.0	11:23	4.8	6.3	-
11:24	21.2	11.5	11:24	5.8	6.3	-
11:25	13.2	11.1	11:25	7.3	6.4	-
11:26	7.0	11.0	11:26	6.0	6.4	-
11:27	14.4	11.4	11:27	5.8	6.4	-
11:28	6.4	10.7	11:28	5.3	6.3	-
11:29	4.2	10.3	11:29	5.5	6.3	-
11:30	5.6	10.1	11:30	5.5	6.3	-
11:31	4.8	9.8	11:31	6.3	6.0	-
11:32	5.0	9.8	11:32	6.8	6.1	-
11:33	6.8	10.0	11:33	5.5	5.8	-
11:34	7.0	10.1	11:34	6.5	5.8	-
11:35	8.2	9.8	11:35	7.5	5.9	-
11:36	7.8	9.7	11:36	6.8	6.0	-
11:37	13.0	9.4	11:37	6.5	6.1	-
11:38	13.6	9.2	11:38	6.8	6.2	-
11:39	12.6	8.6	11:39	6.0	6.3	-
11:40	7.8	8.3	11:40	8.3	6.3	-
11:41	10.2	8.5	11:41	8.8	6.5	-
11:42	8.0	8.1	11:42	6.8	6.6	-
11:43	7.0	8.1	11:43	5.5	6.6	-
11:44	5.2	8.2	11:44	6.0	6.6	-
11:45	22.2	9.3	11:45	7.0	6.7	-
11:46	12.0	9.8	11:46	5.8	6.7	-
11:47	13.0	10.3	11:47	5.5	6.6	-
11:48	6.4	10.3	11:48	6.3	6.7	-
11:49	5.4	10.2	11:49	5.5	6.6	-
11:50	8.6	10.2	11:50	5.5	6.5	-
11:51	11.6	10.4	11:51	5.0	6.3	-
11:52	7.6	10.1	11:52	5.8	6.3	-
11:53	6.0	9.6	11:53	7.5	6.3	-
11:54	11.6	9.5	11:54	5.0	6.3	-

Grand Union Bowling Alley Site
BCP #360222
150 Westchester Avenue, Port Chester
September 25, 2024

PARTICULATE DATA						
Upwind			Downwind			Exceeds Particulate Alarm Limit
Time	Concentration (ug/m^3)	15-Min Avg Concentration (ug/m^3)	Time	Concentration (ug/m^3)	15-Min Avg Concentration (ug/m^3)	
11:55	4.6	9.3	11:55	7.8	6.2	-
11:56	3.8	8.9	11:56	7.5	6.2	-
11:57	9.2	8.9	11:57	5.5	6.1	-
11:58	6.6	8.9	11:58	4.8	6.0	-
11:59	6.6	9.0	11:59	5.8	6.0	-
12:00	5.6	7.9	12:00	6.5	6.0	-
12:01	6.0	7.5	12:01	6.0	6.0	-
12:02	5.4	7.0	12:02	6.3	6.0	-
12:03	5.2	6.9	12:03	5.8	6.0	-
12:04	6.4	7.0	12:04	7.8	6.2	-
12:05	6.0	6.8	12:05	5.5	6.2	-
12:06	7.8	6.6	12:06	5.0	6.2	-
12:07	5.8	6.4	12:07	5.0	6.1	-
12:08	5.0	6.4	12:08	6.3	6.0	-
12:09	7.0	6.1	12:09	7.3	6.2	-
12:10	6.6	6.2	12:10	5.5	6.0	-
12:11	4.6	6.3	12:11	6.8	6.0	-
12:12	5.2	6.0	12:12	6.0	6.0	-
12:13	5.4	5.9	12:13	6.0	6.1	-
12:14	5.0	5.8	12:14	7.0	6.2	-
12:15	4.6	5.7	12:15	5.8	6.1	-
12:16	4.8	5.7	12:16	6.5	6.2	-
12:17	4.6	5.6	12:17	6.3	6.2	-
12:18	5.0	5.6	12:18	6.0	6.2	-
12:19	5.4	5.5	12:19	10.0	6.3	-
12:20	6.0	5.5	12:20	8.0	6.5	-
12:21	5.4	5.4	12:21	6.5	6.6	-
12:22	6.6	5.4	12:22	7.3	6.7	-
12:23	5.4	5.4	12:23	7.8	6.8	-
12:24	5.2	5.3	12:24	8.3	6.9	-
12:25	4.6	5.2	12:25	6.3	7.0	-
12:26	3.8	5.1	12:26	9.0	7.1	-
12:27	3.8	5.0	12:27	8.0	7.2	-
12:28	4.6	5.0	12:28	6.8	7.3	-
12:29	5.8	5.0	12:29	5.8	7.2	-
12:30	4.6	5.0	12:30	6.3	7.2	-
12:31	4.4	5.0	12:31	7.8	7.3	-
12:32	5.0	5.0	12:32	6.5	7.3	-
12:33	5.0	5.0	12:33	7.3	7.4	-
12:34	4.2	5.0	12:34	7.8	7.3	-
12:35	5.0	4.9	12:35	6.3	7.2	-
12:36	5.4	4.9	12:36	7.0	7.2	-
12:37	5.0	4.8	12:37	6.5	7.1	-
12:38	5.4	4.8	12:38	7.3	7.1	-
12:39	5.0	4.8	12:39	5.8	6.9	-
12:40	5.0	4.8	12:40	7.8	7.0	-
12:41	5.4	4.9	12:41	8.5	7.0	-
12:42	5.2	5.0	12:42	7.3	7.0	-

Grand Union Bowling Alley Site
BCP #360222
150 Westchester Avenue, Port Chester
September 25, 2024

PARTICULATE DATA						
Upwind			Downwind			Exceeds Particulate Alarm Limit
Time	Concentration (ug/m^3)	15-Min Avg Concentration (ug/m^3)	Time	Concentration (ug/m^3)	15-Min Avg Concentration (ug/m^3)	
12:43	6.2	5.1	12:43	10.5	7.2	-
12:44	6.0	5.1	12:44	6.5	7.3	-
12:45	6.8	5.3	12:45	6.8	7.3	-
12:46	6.4	5.4	12:46	8.0	7.3	-
12:47	5.2	5.4	12:47	8.0	7.4	-
12:48	6.6	5.5	12:48	7.5	7.4	-
12:49	7.8	5.8	12:49	6.5	7.3	-
12:50	23.0	7.0	12:50	7.5	7.4	-
12:51	9.2	7.2	12:51	8.5	7.5	-
12:52	8.6	7.5	12:52	8.3	7.6	-
12:53	11.8	7.9	12:53	8.3	7.7	-
12:54	9.8	8.2	12:54	8.5	7.9	-
12:55	9.5	8.5	12:55	14.8	8.4	-
12:56	7.8	8.7	12:56	6.8	8.2	-
12:57	63.5	12.5	12:57	12.3	8.6	-
12:58	16.3	13.2	12:58	6.5	8.3	-
12:59	10.5	13.5	12:59	7.5	8.4	-
13:00	42.5	15.9	13:00	7.3	8.4	-
13:01	8.5	16.0	13:01	7.3	8.4	-
13:02	7.5	16.2	13:02	7.5	8.3	-
13:03	13.0	16.6	13:03	6.0	8.2	-
13:04	33.8	18.3	13:04	10.3	8.5	-
13:05	40.3	19.5	13:05	23.8	9.6	-
13:06	9.3	19.5	13:06	8.3	9.5	-
13:07	6.0	19.3	13:07	7.3	9.5	-
13:08	6.0	18.9	13:08	8.8	9.5	-
13:09	11.8	19.1	13:09	6.8	9.4	-
13:10	8.5	19.0	13:10	6.8	8.9	-
13:11	6.0	18.9	13:11	7.8	8.9	-
13:12	7.5	15.2	13:12	6.8	8.6	-
13:13	18.5	15.3	13:13	10.0	8.8	-
13:14	10.0	15.3	13:14	9.0	8.9	-
13:15	11.0	13.2	13:15	6.3	8.8	-
13:16	98.8	19.2	13:16	6.3	8.8	-
13:17	31.8	20.8	13:17	8.5	8.8	-
13:18	20.8	21.3	13:18	6.5	8.9	-
13:19	12.5	19.9	13:19	6.5	8.6	-
13:20	46.8	20.3	13:20	6.0	7.4	-
13:21	17.8	20.9	13:21	6.0	7.3	-
13:22	32.5	22.7	13:22	5.3	7.1	-
13:23	34.5	24.6	13:23	7.5	7.1	-
13:24	12.0	24.6	13:24	7.0	7.1	-
13:25	9.0	24.6	13:25	9.0	7.2	-
13:26	17.0	25.4	13:26	8.3	7.3	-
13:27	23.3	26.4	13:27	8.0	7.3	-
13:28	31.5	27.3	13:28	7.8	7.2	-
13:29	10.3	27.3	13:29	6.3	7.0	-
13:30	12.0	27.4	13:30	5.3	6.9	-

Grand Union Bowling Alley Site
BCP #360222
150 Westchester Avenue, Port Chester
September 25, 2024

PARTICULATE DATA						
Upwind			Downwind			Exceeds Particulate Alarm Limit
Time	Concentration (ug/m^3)	15-Min Avg Concentration (ug/m^3)	Time	Concentration (ug/m^3)	15-Min Avg Concentration (ug/m^3)	
13:31	9.5	21.4	13:31	6.3	6.9	-
13:32	6.5	19.7	13:32	7.8	6.9	-
13:33	8.3	18.9	13:33	6.5	6.9	-
13:34	10.3	18.7	13:34	5.3	6.8	-
13:35	8.5	16.2	13:35	6.3	6.8	-
13:36	13.5	15.9	13:36	6.5	6.9	-
13:37	13.8	14.7	13:37	7.3	7.0	-
13:38	28.0	14.2	13:38	6.3	6.9	-
13:39	18.0	14.6	13:39	7.0	6.9	-
13:40	8.0	14.6	13:40	6.3	6.7	-
13:41	6.3	13.8	13:41	7.0	6.6	-
13:42	5.5	12.7	13:42	6.0	6.5	-
13:43	6.3	11.0	13:43	8.5	6.6	-
13:44	36.3	12.7	13:44	7.3	6.6	-
13:45	7.0	12.4	13:45	7.8	6.8	-
13:46	8.0	12.3	13:46	10.0	7.0	-
13:47	9.8	12.5	13:47	11.0	7.3	-
13:48	9.3	12.6	13:48	9.3	7.4	-
13:49	15.5	12.9	13:49	7.8	7.6	-
13:50	31.8	14.5	13:50	7.3	7.7	-
13:51	37.5	16.1	13:51	6.0	7.6	-
13:52	8.5	15.7	13:52	7.0	7.6	-
13:53	6.5	14.3	13:53	8.0	7.7	-
13:54	13.8	14.0	13:54	7.0	7.7	-
13:55	61.5	17.6	13:55	9.0	7.9	-
13:56	74.8	22.1	13:56	9.0	8.1	-
13:57	10.3	22.4	13:57	43.3	10.5	-
13:58	5.8	22.4	13:58	6.8	10.4	-
13:59	11.3	20.7	13:59	5.3	10.3	-
14:00	12.3	21.1	14:00	5.8	10.2	-
14:01	8.3	21.1	14:01	6.8	9.9	-
14:02	25.3	22.1	14:02	6.8	9.7	-
14:03	12.8	22.4	14:03	5.5	9.4	-
14:04	6.3	21.8	14:04	5.3	9.2	-
14:05	48.0	22.8	14:05	8.3	9.3	-
14:06	10.5	21.0	14:06	7.5	9.4	-
14:07	17.5	21.6	14:07	6.8	9.4	-
14:08	22.8	22.7	14:08	8.0	9.4	-
14:09	7.0	22.3	14:09	5.8	9.3	-
14:10	5.5	18.5	14:10	5.8	9.1	-
14:11	7.5	14.1	14:11	7.0	9.0	-
14:12	13.3	14.3	14:12	6.8	6.5	-
14:13	6.8	14.3	14:13	8.0	6.6	-
14:14	6.8	14.0	14:14	4.5	6.6	-
14:15	6.5	13.6	14:15	5.5	6.5	-
14:16	6.8	13.5	14:16	9.0	6.7	-
14:17	7.5	12.4	14:17	9.8	6.9	-
14:18	7.3	12.0	14:18	8.5	7.1	-

Grand Union Bowling Alley Site
BCP #360222
150 Westchester Avenue, Port Chester
September 25, 2024

PARTICULATE DATA						
Upwind			Downwind			Exceeds Particulate Alarm Limit
Time	Concentration (ug/m^3)	15-Min Avg Concentration (ug/m^3)	Time	Concentration (ug/m^3)	15-Min Avg Concentration (ug/m^3)	
14:19	6.5	12.0	14:19	7.3	7.2	-
14:20	5.8	9.2	14:20	6.5	7.1	-
14:21	6.8	8.9	14:21	7.0	7.1	-
14:22	8.8	8.4	14:22	6.5	7.1	-
14:23	8.5	7.4	14:23	6.8	7.0	-
14:24	20.8	8.3	14:24	5.8	7.0	-
14:25	7.3	8.4	14:25	6.0	7.0	-
14:26	8.8	8.5	14:26	6.3	6.9	-
14:27	60.0	11.6	14:27	5.5	6.9	-
14:28	11.3	11.9	14:28	6.0	6.7	-
14:29	6.3	11.9	14:29	5.8	6.8	-
14:30	6.5	11.9	14:30	6.0	6.8	-
14:31	8.3	12.0	14:31	5.8	6.6	-
14:32	8.8	12.1	14:32	6.5	6.4	-
14:33	8.5	12.2	14:33	6.5	6.3	-
14:34	22.3	13.2	14:34	7.0	6.3	-
14:35	45.3	15.9	14:35	8.0	6.4	-
14:36	28.0	17.3	14:36	6.3	6.3	-
14:37	16.8	17.8	14:37	6.3	6.3	-
14:38	13.3	18.1	14:38	5.8	6.2	-
14:39	15.3	17.8	14:39	4.5	6.1	-
14:40	57.0	21.1	14:40	5.8	6.1	-
14:41	22.0	22.0	14:41	5.0	6.0	-
14:42	24.8	19.6	14:42	5.5	6.0	-
14:43	36.3	21.3	14:43	6.3	6.1	-
14:44	8.5	21.4	14:44	7.3	6.2	-
14:45	8.8	21.6	14:45	5.3	6.1	-
14:46	10.8	21.7	14:46	4.8	6.0	-
14:47	12.3	22.0	14:47	6.0	6.0	-
14:48	8.8	22.0	14:48	6.0	6.0	-
14:49	6.8	21.0	14:49	5.3	5.9	-
14:50	8.8	18.5	14:50	6.5	5.8	-
14:51	9.3	17.3	14:51	7.0	5.8	-
14:52	9.3	16.8	14:52	7.3	5.9	-
14:53	7.8	16.4	14:53	7.0	6.0	-
14:54	7.8	15.9	14:54	6.5	6.1	-
14:55	13.5	13.0	14:55	10.3	6.4	-
14:56	8.8	12.1	14:56	6.5	6.5	-
14:57	13.8	11.4	14:57	6.3	6.5	-
14:58	5.0	9.3	14:58	6.3	6.5	-
14:59	6.5	9.2	14:59	6.8	6.5	-
15:00	10.3	9.3	15:00	5.8	6.5	-
15:01	8.5	9.1	15:01	6.8	6.7	-
15:02	9.5	8.9	15:02	4.5	6.6	-
15:03	6.3	8.8	15:03	5.5	6.5	-
15:04	5.0	8.7	15:04	12.8	7.0	-
15:05	6.5	8.5	15:05	5.8	7.0	-
15:06	6.5	8.3	15:06	6.3	6.9	-

Grand Union Bowling Alley Site
BCP #360222
150 Westchester Avenue, Port Chester
September 25, 2024

PARTICULATE DATA						
Upwind			Downwind			Exceeds Particulate Alarm Limit
Time	Concentration (ug/m^3)	15-Min Avg Concentration (ug/m^3)	Time	Concentration (ug/m^3)	15-Min Avg Concentration (ug/m^3)	
15:07	7.0	8.2	15:07	6.3	6.9	-
15:08	5.5	8.0	15:08	6.5	6.8	-
15:09	5.3	7.9	15:09	6.3	6.8	-
15:10	5.0	7.3	15:10	5.3	6.5	-
15:11	4.8	7.0	15:11	5.8	6.4	-
15:12	8.5	6.7	15:12	7.0	6.5	-
15:13	5.8	6.7	15:13	5.8	6.5	-
15:14	5.8	6.7	15:14	5.3	6.4	-
15:15	5.0	6.3	15:15	6.3	6.4	-
15:16	5.0	6.1	15:16	5.8	6.3	-
15:17	10.0	6.1	15:17	8.8	6.6	-
15:18	11.8	6.5	15:18	6.5	6.7	-
15:19	5.3	6.5	15:19	6.0	6.2	-
15:20	6.3	6.5	15:20	5.5	6.2	-
15:21	6.3	6.5	15:21	6.3	6.2	-
15:22	10.0	6.7	15:22	6.5	6.2	-
15:23	6.0	6.7	15:23	6.3	6.2	-
15:24	5.5	6.7	15:24	7.0	6.3	-
15:25	5.3	6.7	15:25	7.8	6.4	-
15:26	5.0	6.8	15:26	7.0	6.5	-
15:27	7.0	6.7	15:27	7.0	6.5	-
15:28	8.8	6.9	15:28	7.8	6.6	-
15:29	7.0	6.9	15:29	8.3	6.8	-
15:30	6.3	7.0	15:30	8.0	7.0	-
15:31	6.0	7.1	15:31	7.5	7.1	-

Grand Union Bowling Alley Site
BCP #360222
150 Westchester Avenue, Port Chester
September 25, 2024

Wednesday, September 25, 2024						
Number of Instances Where Downwind VOCs Exceeds Upwind VOCs + 5 =						0
Number of Comparable Data Points =						436
Start Time:						8:01
End Time:						15:31
PID DATA						
Upwind			Downwind			
Time	Concentration (ppm)	15-Min Avg Concentration (ppm)	Time	Concentration (ppm)	15-Min Avg Concentration (ppm)	Exceeds VOC Alarm Limit
8:01	0.0	-	8:01	0.0	-	-
8:02	0.0	-	8:02	0.0	-	-
8:03	0.0	-	8:03	0.0	-	-
8:04	0.0	-	8:04	0.0	-	-
8:05	0.0	-	8:05	0.0	-	-
8:06	0.0	-	8:06	0.0	-	-
8:07	0.0	-	8:07	0.0	-	-
8:08	0.0	-	8:08	0.0	-	-
8:09	0.0	-	8:09	0.0	-	-
8:10	0.0	-	8:10	0.0	-	-
8:11	0.0	-	8:11	0.0	-	-
8:12	0.0	-	8:12	0.0	-	-
8:13	0.0	-	8:13	0.0	-	-
8:14	0.0	-	8:14	0.0	-	-
8:15	0.0	-	8:15	0.0	-	-
8:16	0.0	0.0	8:16	0.0	0.0	-
8:17	0.0	0.0	8:17	0.0	0.0	-
8:18	0.0	0.0	8:18	0.0	0.0	-
8:19	0.0	0.0	8:19	0.0	0.0	-
8:20	0.0	0.0	8:20	0.0	0.0	-
8:21	0.0	0.0	8:21	0.0	0.0	-
8:22	0.0	0.0	8:22	0.0	0.0	-
8:23	0.0	0.0	8:23	0.0	0.0	-
8:24	0.0	0.0	8:24	0.0	0.0	-
8:25	0.0	0.0	8:25	0.0	0.0	-
8:26	0.0	0.0	8:26	0.0	0.0	-
8:27	0.0	0.0	8:27	0.0	0.0	-
8:28	0.0	0.0	8:28	0.0	0.0	-
8:29	0.0	0.0	8:29	0.0	0.0	-
8:30	0.0	0.0	8:30	0.0	0.0	-
8:31	0.0	0.0	8:31	0.0	0.0	-
8:32	0.0	0.0	8:32	0.0	0.0	-
8:33	0.0	0.0	8:33	0.0	0.0	-
8:34	0.0	0.0	8:34	0.0	0.0	-
8:35	0.0	0.0	8:35	0.0	0.0	-
8:36	0.0	0.0	8:36	0.0	0.0	-
8:37	0.0	0.0	8:37	0.0	0.0	-
8:38	0.0	0.0	8:38	0.0	0.0	-
8:39	0.0	0.0	8:39	0.0	0.0	-
8:40	0.0	0.0	8:40	0.0	0.0	-
8:41	0.0	0.0	8:41	0.0	0.0	-
8:42	0.0	0.0	8:42	0.0	0.0	-

Grand Union Bowling Alley Site
BCP #360222
150 Westchester Avenue, Port Chester
September 25, 2024

PID DATA						
Upwind			Downwind			
Time	Concentration (ppm)	15-Min Avg Concentration (ppm)	Time	Concentration (ppm)	15-Min Avg Concentration (ppm)	Exceeds VOC Alarm Limit
8:43	0.0	0.0	8:43	0.0	0.0	-
8:44	0.0	0.0	8:44	0.0	0.0	-
8:45	0.0	0.0	8:45	0.0	0.0	-
8:46	0.0	0.0	8:46	0.0	0.0	-
8:47	0.0	0.0	8:47	0.0	0.0	-
8:48	0.0	0.0	8:48	0.0	0.0	-
8:49	0.0	0.0	8:49	0.0	0.0	-
8:50	0.0	0.0	8:50	0.0	0.0	-
8:51	0.0	0.0	8:51	0.0	0.0	-
8:52	0.0	0.0	8:52	0.0	0.0	-
8:53	0.0	0.0	8:53	0.0	0.0	-
8:54	0.0	0.0	8:54	0.0	0.0	-
8:55	0.0	0.0	8:55	0.0	0.0	-
8:56	0.0	0.0	8:56	0.0	0.0	-
8:57	0.0	0.0	8:57	0.0	0.0	-
8:58	0.0	0.0	8:58	0.0	0.0	-
8:59	0.0	0.0	8:59	0.0	0.0	-
9:00	0.0	0.0	9:00	0.0	0.0	-
9:01	0.0	0.0	9:01	0.0	0.0	-
9:02	0.0	0.0	9:02	0.0	0.0	-
9:03	0.0	0.0	9:03	0.0	0.0	-
9:04	0.0	0.0	9:04	0.0	0.0	-
9:05	0.0	0.0	9:05	0.0	0.0	-
9:06	0.0	0.0	9:06	0.0	0.0	-
9:07	0.0	0.0	9:07	0.0	0.0	-
9:08	0.0	0.0	9:08	0.0	0.0	-
9:09	0.0	0.0	9:09	0.0	0.0	-
9:10	0.0	0.0	9:10	0.0	0.0	-
9:11	0.0	0.0	9:11	0.0	0.0	-
9:12	0.0	0.0	9:12	0.0	0.0	-
9:13	0.0	0.0	9:13	0.0	0.0	-
9:14	0.0	0.0	9:14	0.0	0.0	-
9:15	0.0	0.0	9:15	0.0	0.0	-
9:16	0.0	0.0	9:16	0.0	0.0	-
9:17	0.0	0.0	9:17	0.0	0.0	-
9:18	0.0	0.0	9:18	0.0	0.0	-
9:19	0.0	0.0	9:19	0.0	0.0	-
9:20	0.0	0.0	9:20	0.0	0.0	-
9:21	0.0	0.0	9:21	0.0	0.0	-
9:22	0.0	0.0	9:22	0.0	0.0	-
9:23	0.0	0.0	9:23	0.0	0.0	-
9:24	0.0	0.0	9:24	0.0	0.0	-
9:25	0.0	0.0	9:25	0.0	0.0	-
9:26	0.0	0.0	9:26	0.0	0.0	-
9:27	0.0	0.0	9:27	0.0	0.0	-
9:28	0.0	0.0	9:28	0.0	0.0	-
9:29	0.0	0.0	9:29	0.0	0.0	-
9:30	0.0	0.0	9:30	0.0	0.0	-

Grand Union Bowling Alley Site
BCP #360222
150 Westchester Avenue, Port Chester
September 25, 2024

PID DATA						
Upwind			Downwind			
Time	Concentration (ppm)	15-Min Avg Concentration (ppm)	Time	Concentration (ppm)	15-Min Avg Concentration (ppm)	Exceeds VOC Alarm Limit
9:31	0.0	0.0	9:31	0.0	0.0	-
9:32	0.0	0.0	9:32	0.0	0.0	-
9:33	0.0	0.0	9:33	0.0	0.0	-
9:34	0.0	0.0	9:34	0.0	0.0	-
9:35	0.0	0.0	9:35	0.0	0.0	-
9:36	0.0	0.0	9:36	0.0	0.0	-
9:37	0.0	0.0	9:37	0.0	0.0	-
9:38	0.0	0.0	9:38	0.0	0.0	-
9:39	0.0	0.0	9:39	0.0	0.0	-
9:40	0.0	0.0	9:40	0.0	0.0	-
9:41	0.0	0.0	9:41	0.0	0.0	-
9:42	0.0	0.0	9:42	0.0	0.0	-
9:43	0.0	0.0	9:43	0.0	0.0	-
9:44	0.0	0.0	9:44	0.0	0.0	-
9:45	0.0	0.0	9:45	0.0	0.0	-
9:46	0.0	0.0	9:46	0.0	0.0	-
9:47	0.0	0.0	9:47	0.0	0.0	-
9:48	0.0	0.0	9:48	0.0	0.0	-
9:49	0.0	0.0	9:49	0.0	0.0	-
9:50	0.0	0.0	9:50	0.0	0.0	-
9:51	0.0	0.0	9:51	0.0	0.0	-
9:52	0.0	0.0	9:52	0.0	0.0	-
9:53	0.0	0.0	9:53	0.0	0.0	-
9:54	0.0	0.0	9:54	0.0	0.0	-
9:55	0.0	0.0	9:55	0.0	0.0	-
9:56	0.0	0.0	9:56	0.0	0.0	-
9:57	0.0	0.0	9:57	0.0	0.0	-
9:58	0.0	0.0	9:58	0.0	0.0	-
9:59	0.0	0.0	9:59	0.0	0.0	-
10:00	0.0	0.0	10:00	0.0	0.0	-
10:01	0.0	0.0	10:01	0.0	0.0	-
10:02	0.0	0.0	10:02	0.0	0.0	-
10:03	0.0	0.0	10:03	0.0	0.0	-
10:04	0.0	0.0	10:04	0.0	0.0	-
10:05	0.0	0.0	10:05	0.0	0.0	-
10:06	0.0	0.0	10:06	0.0	0.0	-
10:07	0.0	0.0	10:07	0.0	0.0	-
10:08	0.0	0.0	10:08	0.0	0.0	-
10:09	0.0	0.0	10:09	0.0	0.0	-
10:10	0.0	0.0	10:10	0.0	0.0	-
10:11	0.0	0.0	10:11	0.0	0.0	-
10:12	0.0	0.0	10:12	0.0	0.0	-
10:13	0.0	0.0	10:13	0.0	0.0	-
10:14	0.0	0.0	10:14	0.0	0.0	-
10:15	0.0	0.0	10:15	0.0	0.0	-
10:16	0.0	0.0	10:16	0.0	0.0	-
10:17	0.0	0.0	10:17	0.0	0.0	-
10:18	0.0	0.0	10:18	0.0	0.0	-

Grand Union Bowling Alley Site
BCP #360222
150 Westchester Avenue, Port Chester
September 25, 2024

PID DATA						
Upwind			Downwind			
Time	Concentration (ppm)	15-Min Avg Concentration (ppm)	Time	Concentration (ppm)	15-Min Avg Concentration (ppm)	Exceeds VOC Alarm Limit
10:19	0.0	0.0	10:19	0.0	0.0	-
10:20	0.0	0.0	10:20	0.0	0.0	-
10:21	0.0	0.0	10:21	0.0	0.0	-
10:22	0.0	0.0	10:22	0.0	0.0	-
10:23	0.0	0.0	10:23	0.0	0.0	-
10:24	0.0	0.0	10:24	0.0	0.0	-
10:25	0.0	0.0	10:25	0.0	0.0	-
10:26	0.0	0.0	10:26	0.0	0.0	-
10:27	0.0	0.0	10:27	0.0	0.0	-
10:28	0.0	0.0	10:28	0.0	0.0	-
10:29	0.0	0.0	10:29	0.0	0.0	-
10:30	0.0	0.0	10:30	0.0	0.0	-
10:31	0.0	0.0	10:31	0.0	0.0	-
10:32	0.0	0.0	10:32	0.0	0.0	-
10:33	0.0	0.0	10:33	0.0	0.0	-
10:34	0.0	0.0	10:34	0.0	0.0	-
10:35	0.0	0.0	10:35	0.0	0.0	-
10:36	0.0	0.0	10:36	0.0	0.0	-
10:37	0.0	0.0	10:37	0.0	0.0	-
10:38	0.0	0.0	10:38	0.0	0.0	-
10:39	0.0	0.0	10:39	0.0	0.0	-
10:40	0.0	0.0	10:40	0.0	0.0	-
10:41	0.0	0.0	10:41	0.0	0.0	-
10:42	0.0	0.0	10:42	0.0	0.0	-
10:43	0.0	0.0	10:43	0.0	0.0	-
10:44	0.0	0.0	10:44	0.0	0.0	-
10:45	0.0	0.0	10:45	0.0	0.0	-
10:46	0.0	0.0	10:46	0.0	0.0	-
10:47	0.0	0.0	10:47	0.0	0.0	-
10:48	0.0	0.0	10:48	0.0	0.0	-
10:49	0.0	0.0	10:49	0.0	0.0	-
10:50	0.0	0.0	10:50	0.0	0.0	-
10:51	0.0	0.0	10:51	0.0	0.0	-
10:52	0.0	0.0	10:52	0.0	0.0	-
10:53	0.0	0.0	10:53	0.0	0.0	-
10:54	0.0	0.0	10:54	0.0	0.0	-
10:55	0.0	0.0	10:55	0.0	0.0	-
10:56	0.0	0.0	10:56	0.0	0.0	-
10:57	0.0	0.0	10:57	0.0	0.0	-
10:58	0.0	0.0	10:58	0.0	0.0	-
10:59	0.0	0.0	10:59	0.0	0.0	-
11:00	0.0	0.0	11:00	0.0	0.0	-
11:01	0.0	0.0	11:01	0.0	0.0	-
11:02	0.0	0.0	11:02	0.0	0.0	-
11:03	0.0	0.0	11:03	0.0	0.0	-
11:04	0.0	0.0	11:04	0.0	0.0	-
11:05	0.0	0.0	11:05	0.0	0.0	-
11:06	0.0	0.0	11:06	0.0	0.0	-

Grand Union Bowling Alley Site
BCP #360222
150 Westchester Avenue, Port Chester
September 25, 2024

PID DATA						
Upwind			Downwind			
Time	Concentration (ppm)	15-Min Avg Concentration (ppm)	Time	Concentration (ppm)	15-Min Avg Concentration (ppm)	Exceeds VOC Alarm Limit
11:07	0.0	0.0	11:07	0.0	0.0	-
11:08	0.0	0.0	11:08	0.0	0.0	-
11:09	0.0	0.0	11:09	0.0	0.0	-
11:10	0.0	0.0	11:10	0.0	0.0	-
11:11	0.0	0.0	11:11	0.0	0.0	-
11:12	0.0	0.0	11:12	0.0	0.0	-
11:13	0.0	0.0	11:13	0.0	0.0	-
11:14	0.0	0.0	11:14	0.0	0.0	-
11:15	0.0	0.0	11:15	0.0	0.0	-
11:16	0.0	0.0	11:16	0.0	0.0	-
11:17	0.0	0.0	11:17	0.0	0.0	-
11:18	0.0	0.0	11:18	0.0	0.0	-
11:19	0.0	0.0	11:19	0.0	0.0	-
11:20	0.0	0.0	11:20	0.0	0.0	-
11:21	0.0	0.0	11:21	0.0	0.0	-
11:22	0.0	0.0	11:22	0.0	0.0	-
11:23	0.0	0.0	11:23	0.0	0.0	-
11:24	0.0	0.0	11:24	0.0	0.0	-
11:25	0.0	0.0	11:25	0.0	0.0	-
11:26	0.0	0.0	11:26	0.0	0.0	-
11:27	0.0	0.0	11:27	0.0	0.0	-
11:28	0.0	0.0	11:28	0.0	0.0	-
11:29	0.0	0.0	11:29	0.0	0.0	-
11:30	0.0	0.0	11:30	0.0	0.0	-
11:31	0.0	0.0	11:31	0.0	0.0	-
11:32	0.0	0.0	11:32	0.0	0.0	-
11:33	0.0	0.0	11:33	0.0	0.0	-
11:34	0.0	0.0	11:34	0.0	0.0	-
11:35	0.0	0.0	11:35	0.0	0.0	-
11:36	0.0	0.0	11:36	0.0	0.0	-
11:37	0.0	0.0	11:37	0.0	0.0	-
11:38	0.0	0.0	11:38	0.0	0.0	-
11:39	0.0	0.0	11:39	0.0	0.0	-
11:40	0.0	0.0	11:40	0.0	0.0	-
11:41	0.0	0.0	11:41	0.0	0.0	-
11:42	0.0	0.0	11:42	0.0	0.0	-
11:43	0.0	0.0	11:43	0.0	0.0	-
11:44	0.0	0.0	11:44	0.0	0.0	-
11:45	0.0	0.0	11:45	0.0	0.0	-
11:46	0.0	0.0	11:46	0.0	0.0	-
11:47	0.0	0.0	11:47	0.0	0.0	-
11:48	0.0	0.0	11:48	0.0	0.0	-
11:49	0.0	0.0	11:49	0.0	0.0	-
11:50	0.0	0.0	11:50	0.0	0.0	-
11:51	0.0	0.0	11:51	0.0	0.0	-
11:52	0.0	0.0	11:52	0.0	0.0	-
11:53	0.0	0.0	11:53	0.0	0.0	-
11:54	0.0	0.0	11:54	0.0	0.0	-

Grand Union Bowling Alley Site
BCP #360222
150 Westchester Avenue, Port Chester
September 25, 2024

PID DATA						
Upwind			Downwind			
Time	Concentration (ppm)	15-Min Avg Concentration (ppm)	Time	Concentration (ppm)	15-Min Avg Concentration (ppm)	Exceeds VOC Alarm Limit
11:55	0.0	0.0	11:55	0.0	0.0	-
11:56	0.0	0.0	11:56	0.0	0.0	-
11:57	0.0	0.0	11:57	0.0	0.0	-
11:58	0.0	0.0	11:58	0.0	0.0	-
11:59	0.0	0.0	11:59	0.0	0.0	-
12:00	0.0	0.0	12:00	0.0	0.0	-
12:01	0.0	0.0	12:01	0.0	0.0	-
12:02	0.0	0.0	12:02	0.0	0.0	-
12:03	0.0	0.0	12:03	0.0	0.0	-
12:04	0.0	0.0	12:04	0.0	0.0	-
12:05	0.0	0.0	12:05	0.0	0.0	-
12:06	0.0	0.0	12:06	0.0	0.0	-
12:07	0.0	0.0	12:07	0.0	0.0	-
12:08	0.0	0.0	12:08	0.0	0.0	-
12:09	0.0	0.0	12:09	0.0	0.0	-
12:10	0.0	0.0	12:10	0.0	0.0	-
12:11	0.0	0.0	12:11	0.0	0.0	-
12:12	0.0	0.0	12:12	0.0	0.0	-
12:13	0.0	0.0	12:13	0.0	0.0	-
12:14	0.0	0.0	12:14	0.0	0.0	-
12:15	0.0	0.0	12:15	0.0	0.0	-
12:16	0.0	0.0	12:16	0.0	0.0	-
12:17	0.0	0.0	12:17	0.0	0.0	-
12:18	0.0	0.0	12:18	0.0	0.0	-
12:19	0.0	0.0	12:19	0.0	0.0	-
12:20	0.0	0.0	12:20	0.0	0.0	-
12:21	0.0	0.0	12:21	0.0	0.0	-
12:22	0.0	0.0	12:22	0.0	0.0	-
12:23	0.0	0.0	12:23	0.0	0.0	-
12:24	0.0	0.0	12:24	0.0	0.0	-
12:25	0.0	0.0	12:25	0.0	0.0	-
12:26	0.0	0.0	12:26	0.0	0.0	-
12:27	0.0	0.0	12:27	0.0	0.0	-
12:28	0.0	0.0	12:28	0.0	0.0	-
12:29	0.0	0.0	12:29	0.0	0.0	-
12:30	0.0	0.0	12:30	0.0	0.0	-
12:31	0.0	0.0	12:31	0.0	0.0	-
12:32	0.0	0.0	12:32	0.0	0.0	-
12:33	0.0	0.0	12:33	0.0	0.0	-
12:34	0.0	0.0	12:34	0.0	0.0	-
12:35	0.0	0.0	12:35	0.0	0.0	-
12:36	0.0	0.0	12:36	0.0	0.0	-
12:37	0.0	0.0	12:37	0.0	0.0	-
12:38	0.0	0.0	12:38	0.0	0.0	-
12:39	0.0	0.0	12:39	0.0	0.0	-
12:40	0.0	0.0	12:40	0.0	0.0	-
12:41	0.0	0.0	12:41	0.0	0.0	-
12:42	0.0	0.0	12:42	0.0	0.0	-

Grand Union Bowling Alley Site
BCP #360222
150 Westchester Avenue, Port Chester
September 25, 2024

PID DATA						
Upwind			Downwind			
Time	Concentration (ppm)	15-Min Avg Concentration (ppm)	Time	Concentration (ppm)	15-Min Avg Concentration (ppm)	Exceeds VOC Alarm Limit
12:43	0.0	0.0	12:43	0.0	0.0	-
12:44	0.0	0.0	12:44	0.0	0.0	-
12:45	0.0	0.0	12:45	0.0	0.0	-
12:46	0.0	0.0	12:46	0.0	0.0	-
12:47	0.0	0.0	12:47	0.0	0.0	-
12:48	0.0	0.0	12:48	0.0	0.0	-
12:49	0.0	0.0	12:49	0.0	0.0	-
12:50	0.0	0.0	12:50	0.0	0.0	-
12:51	0.0	0.0	12:51	0.0	0.0	-
12:52	0.0	0.0	12:52	0.0	0.0	-
12:53	0.0	0.0	12:53	0.0	0.0	-
12:54	0.0	0.0	12:54	0.0	0.0	-
12:55	0.0	0.0	12:55	0.0	0.0	-
12:56	0.0	0.0	12:56	0.0	0.0	-
12:57	0.0	0.0	12:57	0.0	0.0	-
12:58	0.0	0.0	12:58	0.0	0.0	-
12:59	0.0	0.0	12:59	0.0	0.0	-
13:00	0.0	0.0	13:00	0.0	0.0	-
13:01	0.0	0.0	13:01	0.0	0.0	-
13:02	0.0	0.0	13:02	0.0	0.0	-
13:03	0.0	0.0	13:03	0.0	0.0	-
13:04	0.0	0.0	13:04	0.0	0.0	-
13:05	0.0	0.0	13:05	0.0	0.0	-
13:06	0.0	0.0	13:06	0.0	0.0	-
13:07	0.0	0.0	13:07	0.0	0.0	-
13:08	0.0	0.0	13:08	0.0	0.0	-
13:09	0.0	0.0	13:09	0.0	0.0	-
13:10	0.0	0.0	13:10	0.0	0.0	-
13:11	0.0	0.0	13:11	0.0	0.0	-
13:12	0.0	0.0	13:12	0.0	0.0	-
13:13	0.0	0.0	13:13	0.0	0.0	-
13:14	0.0	0.0	13:14	0.0	0.0	-
13:15	0.0	0.0	13:15	0.0	0.0	-
13:16	0.0	0.0	13:16	0.0	0.0	-
13:17	0.0	0.0	13:17	0.0	0.0	-
13:18	0.0	0.0	13:18	0.0	0.0	-
13:19	0.0	0.0	13:19	0.0	0.0	-
13:20	0.0	0.0	13:20	0.0	0.0	-
13:21	0.0	0.0	13:21	0.0	0.0	-
13:22	0.0	0.0	13:22	0.0	0.0	-
13:23	0.0	0.0	13:23	0.0	0.0	-
13:24	0.0	0.0	13:24	0.0	0.0	-
13:25	0.0	0.0	13:25	0.0	0.0	-
13:26	0.0	0.0	13:26	0.0	0.0	-
13:27	0.0	0.0	13:27	0.0	0.0	-
13:28	0.0	0.0	13:28	0.0	0.0	-
13:29	0.0	0.0	13:29	0.0	0.0	-
13:30	0.0	0.0	13:30	0.0	0.0	-

Grand Union Bowling Alley Site
BCP #360222
150 Westchester Avenue, Port Chester
September 25, 2024

PID DATA						
Upwind			Downwind			
Time	Concentration (ppm)	15-Min Avg Concentration (ppm)	Time	Concentration (ppm)	15-Min Avg Concentration (ppm)	Exceeds VOC Alarm Limit
13:31	0.0	0.0	13:31	0.0	0.0	-
13:32	0.0	0.0	13:32	0.0	0.0	-
13:33	0.0	0.0	13:33	0.0	0.0	-
13:34	0.0	0.0	13:34	0.0	0.0	-
13:35	0.0	0.0	13:35	0.0	0.0	-
13:36	0.0	0.0	13:36	0.0	0.0	-
13:37	0.0	0.0	13:37	0.0	0.0	-
13:38	0.0	0.0	13:38	0.0	0.0	-
13:39	0.0	0.0	13:39	0.0	0.0	-
13:40	0.0	0.0	13:40	0.0	0.0	-
13:41	0.0	0.0	13:41	0.0	0.0	-
13:42	0.0	0.0	13:42	0.0	0.0	-
13:43	0.0	0.0	13:43	0.0	0.0	-
13:44	0.0	0.0	13:44	0.0	0.0	-
13:45	0.0	0.0	13:45	0.0	0.0	-
13:46	0.0	0.0	13:46	0.0	0.0	-
13:47	0.0	0.0	13:47	0.0	0.0	-
13:48	0.0	0.0	13:48	0.0	0.0	-
13:49	0.0	0.0	13:49	0.0	0.0	-
13:50	0.0	0.0	13:50	0.0	0.0	-
13:51	0.0	0.0	13:51	0.0	0.0	-
13:52	0.0	0.0	13:52	0.0	0.0	-
13:53	0.0	0.0	13:53	0.0	0.0	-
13:54	0.0	0.0	13:54	0.0	0.0	-
13:55	0.0	0.0	13:55	0.0	0.0	-
13:56	0.0	0.0	13:56	0.0	0.0	-
13:57	0.0	0.0	13:57	0.0	0.0	-
13:58	0.0	0.0	13:58	0.0	0.0	-
13:59	0.0	0.0	13:59	0.0	0.0	-
14:00	0.0	0.0	14:00	0.0	0.0	-
14:01	0.0	0.0	14:01	0.0	0.0	-
14:02	0.0	0.0	14:02	0.0	0.0	-
14:03	0.0	0.0	14:03	0.0	0.0	-
14:04	0.0	0.0	14:04	0.0	0.0	-
14:05	0.0	0.0	14:05	0.0	0.0	-
14:06	0.0	0.0	14:06	0.0	0.0	-
14:07	0.0	0.0	14:07	0.0	0.0	-
14:08	0.0	0.0	14:08	0.0	0.0	-
14:09	0.0	0.0	14:09	0.0	0.0	-
14:10	0.0	0.0	14:10	0.0	0.0	-
14:11	0.0	0.0	14:11	0.0	0.0	-
14:12	0.0	0.0	14:12	0.0	0.0	-
14:13	0.0	0.0	14:13	0.0	0.0	-
14:14	0.0	0.0	14:14	0.0	0.0	-
14:15	0.0	0.0	14:15	0.0	0.0	-
14:16	0.0	0.0	14:16	0.0	0.0	-
14:17	0.0	0.0	14:17	0.0	0.0	-
14:18	0.0	0.0	14:18	0.0	0.0	-

Grand Union Bowling Alley Site
BCP #360222
150 Westchester Avenue, Port Chester
September 25, 2024

PID DATA						
Upwind			Downwind			
Time	Concentration (ppm)	15-Min Avg Concentration (ppm)	Time	Concentration (ppm)	15-Min Avg Concentration (ppm)	Exceeds VOC Alarm Limit
14:19	0.0	0.0	14:19	0.0	0.0	-
14:20	0.0	0.0	14:20	0.0	0.0	-
14:21	0.0	0.0	14:21	0.0	0.0	-
14:22	0.0	0.0	14:22	0.0	0.0	-
14:23	0.0	0.0	14:23	0.0	0.0	-
14:24	0.0	0.0	14:24	0.0	0.0	-
14:25	0.0	0.0	14:25	0.0	0.0	-
14:26	0.0	0.0	14:26	0.0	0.0	-
14:27	0.0	0.0	14:27	0.0	0.0	-
14:28	0.0	0.0	14:28	0.0	0.0	-
14:29	0.0	0.0	14:29	0.0	0.0	-
14:30	0.0	0.0	14:30	0.0	0.0	-
14:31	0.0	0.0	14:31	0.0	0.0	-
14:32	0.0	0.0	14:32	0.0	0.0	-
14:33	0.0	0.0	14:33	0.0	0.0	-
14:34	0.0	0.0	14:34	0.0	0.0	-
14:35	0.0	0.0	14:35	0.0	0.0	-
14:36	0.0	0.0	14:36	0.0	0.0	-
14:37	0.0	0.0	14:37	0.0	0.0	-
14:38	0.0	0.0	14:38	0.0	0.0	-
14:39	0.0	0.0	14:39	0.0	0.0	-
14:40	0.0	0.0	14:40	0.0	0.0	-
14:41	0.0	0.0	14:41	0.0	0.0	-
14:42	0.0	0.0	14:42	0.0	0.0	-
14:43	0.0	0.0	14:43	0.0	0.0	-
14:44	0.0	0.0	14:44	0.0	0.0	-
14:45	0.0	0.0	14:45	0.0	0.0	-
14:46	0.0	0.0	14:46	0.0	0.0	-
14:47	0.0	0.0	14:47	0.0	0.0	-
14:48	0.0	0.0	14:48	0.0	0.0	-
14:49	0.0	0.0	14:49	0.0	0.0	-
14:50	0.0	0.0	14:50	0.0	0.0	-
14:51	0.0	0.0	14:51	0.0	0.0	-
14:52	0.0	0.0	14:52	0.0	0.0	-
14:53	0.0	0.0	14:53	0.0	0.0	-
14:54	0.0	0.0	14:54	0.0	0.0	-
14:55	0.0	0.0	14:55	0.0	0.0	-
14:56	0.0	0.0	14:56	0.0	0.0	-
14:57	0.0	0.0	14:57	0.0	0.0	-
14:58	0.0	0.0	14:58	0.0	0.0	-
14:59	0.0	0.0	14:59	0.0	0.0	-
15:00	0.0	0.0	15:00	0.0	0.0	-
15:01	0.0	0.0	15:01	0.0	0.0	-
15:02	0.0	0.0	15:02	0.0	0.0	-
15:03	0.0	0.0	15:03	0.0	0.0	-
15:04	0.0	0.0	15:04	0.0	0.0	-
15:05	0.0	0.0	15:05	0.0	0.0	-
15:06	0.0	0.0	15:06	0.0	0.0	-

Grand Union Bowling Alley Site
BCP #360222
150 Westchester Avenue, Port Chester
September 25, 2024

PID DATA						
Upwind			Downwind			
Time	Concentration (ppm)	15-Min Avg Concentration (ppm)	Time	Concentration (ppm)	15-Min Avg Concentration (ppm)	Exceeds VOC Alarm Limit
15:07	0.0	0.0	15:07	0.0	0.0	-
15:08	0.0	0.0	15:08	0.0	0.0	-
15:09	0.0	0.0	15:09	0.0	0.0	-
15:10	0.0	0.0	15:10	0.0	0.0	-
15:11	0.0	0.0	15:11	0.0	0.0	-
15:12	0.0	0.0	15:12	0.0	0.0	-
15:13	0.0	0.0	15:13	0.0	0.0	-
15:14	0.0	0.0	15:14	0.0	0.0	-
15:15	0.0	0.0	15:15	0.0	0.0	-
15:16	0.0	0.0	15:16	0.0	0.0	-
15:17	0.0	0.0	15:17	0.0	0.0	-
15:18	0.0	0.0	15:18	0.0	0.0	-
15:19	0.0	0.0	15:19	0.0	0.0	-
15:20	0.0	0.0	15:20	0.0	0.0	-
15:21	0.0	0.0	15:21	0.0	0.0	-
15:22	0.0	0.0	15:22	0.0	0.0	-
15:23	0.0	0.0	15:23	0.0	0.0	-
15:24	0.0	0.0	15:24	0.0	0.0	-
15:25	0.0	0.0	15:25	0.0	0.0	-
15:26	0.0	0.0	15:26	0.0	0.0	-
15:27	0.0	0.0	15:27	0.0	0.0	-
15:28	0.0	0.0	15:28	0.0	0.0	-
15:29	0.0	0.0	15:29	0.0	0.0	-
15:30	0.0	0.0	15:30	0.0	0.0	-
15:31	0.0	0.0	15:31	0.0	0.0	-

SESI CONSULTING ENGINEERS

959 US-46 Floor 3, Suite 300 - Parsippany-Troy Hills, NJ

DAILY AIR MONITORING REPORT
150 Westchester Avenue
Port Chester, New York

09/26/2024

Rev. No. 0 | Page 1 of 2

Project Number: 11895A

Dust Action Level: 150 µg/m^3

VOC Action Level: 5 ppm

Weather Data Range for Work Day		Wind Direction	SSE	Relative Humidity (%)	85.0 - 96.0	Daily Rain Total (in)	0.12	Readings in the summary table and graphs below are the reported downwind concentrations.
Temperature (°F)	65.0 - 72.0	Wind Speed (MPH)	1.8 - 6.5	Barometer (inHg)	30.10 - 30.10	Avg. Dew Point Temp (°F)	66.1	

Station Location	Daily Avg. Dust Concentration (µg/m^3)	Max 15-Min Dust Concentration (µg/m^3)	Time of Max Dust Reading	Daily Avg. VOC Concentration (ppm)	Max 15-Min VOC Concentration (ppm)	Time of Max VOC Reading
Upwind	12.3	22.0	11:11	0.2	0.6	13:52
Downwind	17.4	33.0	13:46	0.0	0.0	8:21

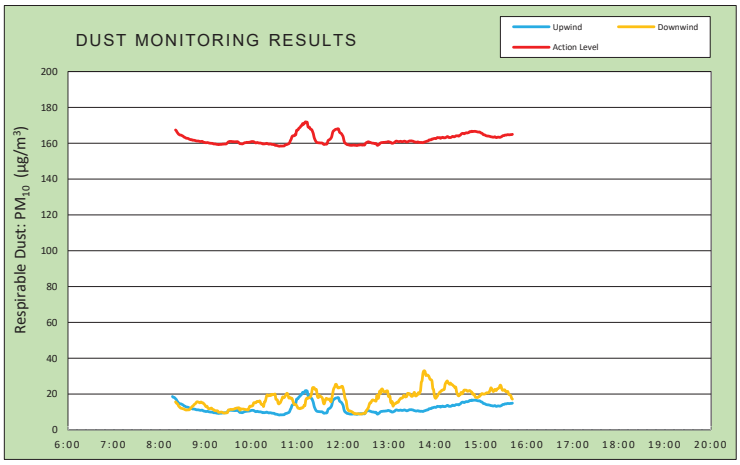

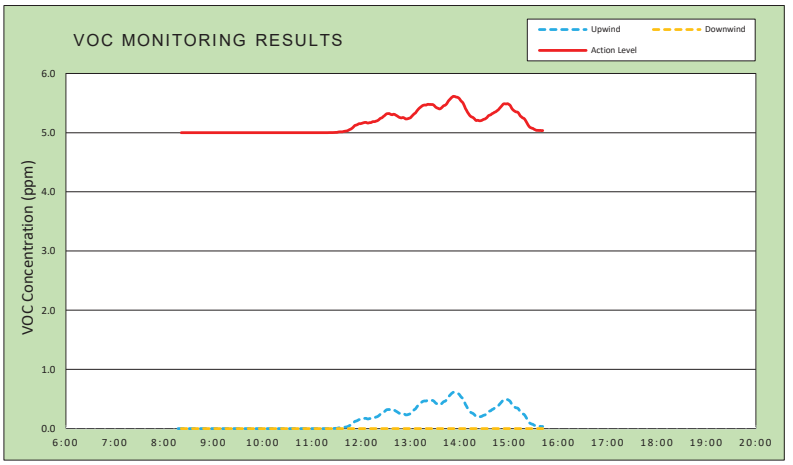

Air Monitoring Notes:

Weather Notes:

EMILCOTT
A Triumvirate Environmental Company

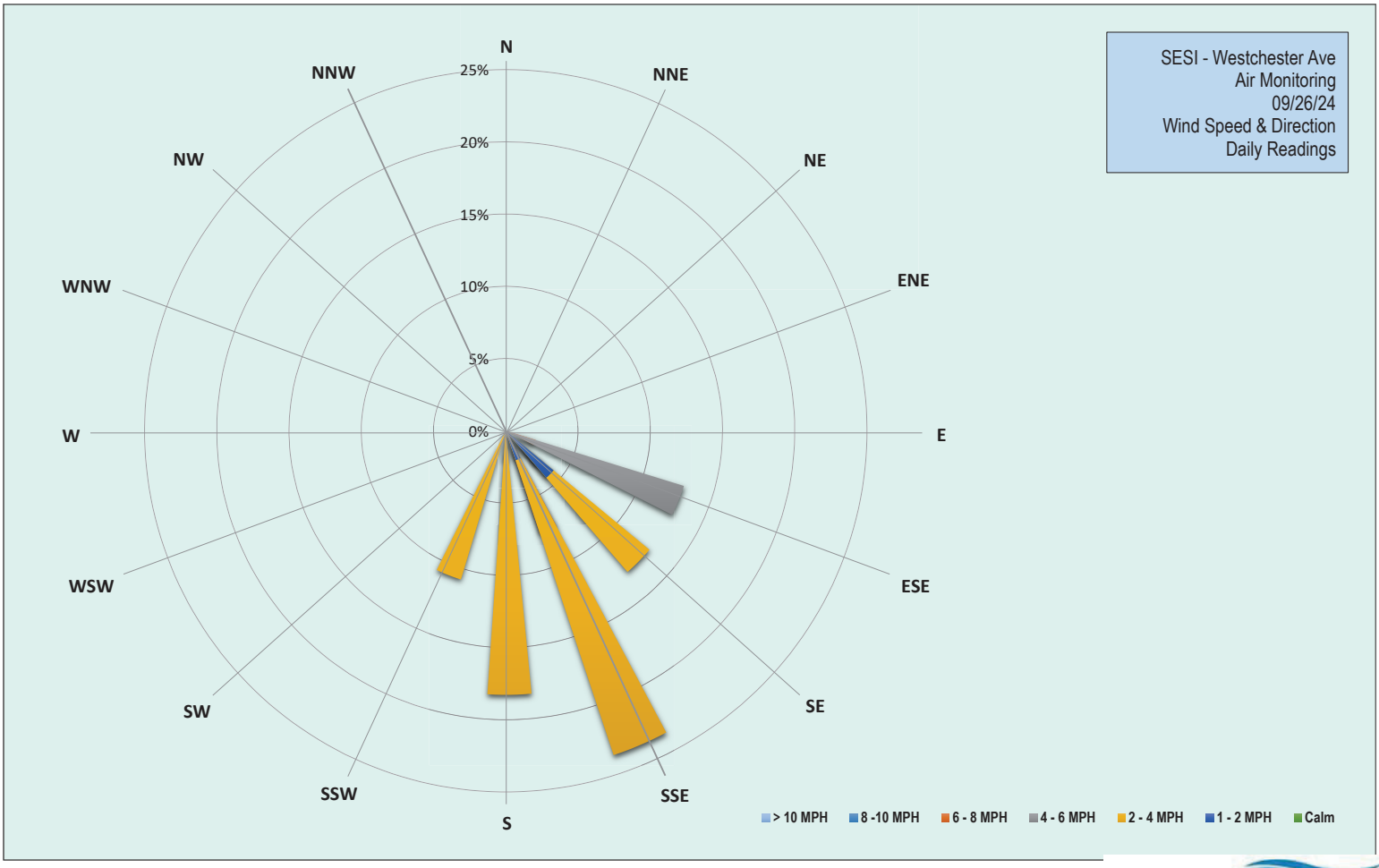

EMILCOTT
A Triumvirate Environmental Company

Grand Union Bowling Alley Site
BCP #360222
150 Westchester Avenue, Port Chester
September 26, 2024

Thursday, September 26, 2024						
Number of Instances Where Downwind Particulates Exceeds Upwind Particulate + 150 =						0
Number of Comparable Data Points =						441
Start Time:						8:02
End Time:						15:41
PARTICULATE DATA						
Upwind			Downwind			Exceeds Particulate Alarm Limit
Time	Concentration (ug/m^3)	15-Min Avg Concentration (ug/m^3)	Time	Concentration (ug/m^3)	15-Min Avg Concentration (ug/m^3)	
8:02	21.0	-	8:02	-	-	-
8:03	21.8	-	8:03	-	-	-
8:04	16.5	-	8:04	-	-	-
8:05	19.3	-	8:05	-	-	-
8:06	19.5	-	8:06	21.0	-	-
8:07	20.0	-	8:07	22.5	-	-
8:08	25.0	-	8:08	17.5	-	-
8:09	22.5	-	8:09	17.8	-	-
8:10	20.8	-	8:10	23.3	-	-
8:11	18.3	-	8:11	15.0	-	-
8:12	16.0	-	8:12	15.8	-	-
8:13	16.5	-	8:13	16.5	-	-
8:14	15.3	-	8:14	12.8	-	-
8:15	15.8	-	8:15	13.8	-	-
8:16	15.3	-	8:16	13.0	-	-
8:17	17.8	18.7	8:17	12.8	-	-
8:18	15.3	18.2	8:18	17.8	-	-
8:19	15.8	18.2	8:19	14.3	-	-
8:20	15.0	17.9	8:20	13.0	-	-
8:21	12.3	17.4	8:21	9.8	15.7	-
8:22	13.3	17.0	8:22	13.5	15.1	-
8:23	13.3	16.2	8:23	11.5	14.7	-
8:24	14.3	15.6	8:24	11.8	14.3	-
8:25	12.3	15.1	8:25	10.0	13.4	-
8:26	14.3	14.8	8:26	7.5	12.9	-
8:27	12.5	14.6	8:27	9.3	12.5	-
8:28	16.3	14.6	8:28	11.8	12.2	-
8:29	12.5	14.4	8:29	11.5	12.1	-
8:30	12.0	14.1	8:30	11.5	11.9	-
8:31	12.0	13.9	8:31	11.3	11.8	-
8:32	11.3	13.5	8:32	10.5	11.7	-
8:33	12.8	13.3	8:33	14.3	11.4	-
8:34	12.3	13.1	8:34	11.5	11.2	-
8:35	11.3	12.8	8:35	11.3	11.1	-
8:36	11.5	12.8	8:36	11.3	11.2	-
8:37	12.3	12.7	8:37	13.0	11.2	-
8:38	10.8	12.5	8:38	12.8	11.3	-
8:39	10.3	12.3	8:39	11.5	11.3	-
8:40	10.0	12.1	8:40	17.3	11.7	-
8:41	11.8	12.0	8:41	15.3	12.3	-
8:42	13.8	12.0	8:42	16.3	12.7	-

Grand Union Bowling Alley Site
BCP #360222
150 Westchester Avenue, Port Chester
September 26, 2024

PARTICULATE DATA						
Upwind			Downwind			Exceeds Particulate Alarm Limit
Time	Concentration (ug/m^3)	15-Min Avg Concentration (ug/m^3)	Time	Concentration (ug/m^3)	15-Min Avg Concentration (ug/m^3)	
8:43	11.8	11.7	8:43	18.8	13.2	-
8:44	12.0	11.7	8:44	15.3	13.4	-
8:45	11.8	11.7	8:45	20.3	14.0	-
8:46	10.3	11.6	8:46	17.0	14.4	-
8:47	10.0	11.5	8:47	15.0	14.7	-
8:48	9.8	11.3	8:48	23.3	15.3	-
8:49	11.8	11.3	8:49	17.5	15.7	-
8:50	11.0	11.2	8:50	10.8	15.7	-
8:51	11.3	11.2	8:51	9.0	15.5	-
8:52	10.0	11.1	8:52	9.5	15.3	-
8:53	9.8	11.0	8:53	10.5	15.1	-
8:54	9.3	10.9	8:54	18.5	15.6	-
8:55	11.5	11.0	8:55	14.0	15.4	-
8:56	11.5	11.0	8:56	11.0	15.1	-
8:57	9.3	10.7	8:57	16.3	15.1	-
8:58	9.0	10.5	8:58	10.3	14.5	-
8:59	11.0	10.5	8:59	9.5	14.2	-
9:00	9.8	10.3	9:00	9.3	13.4	-
9:01	9.5	10.3	9:01	10.5	13.0	-
9:02	11.0	10.4	9:02	19.3	13.3	-
9:03	10.0	10.4	9:03	10.3	12.4	-
9:04	9.5	10.2	9:04	10.3	11.9	-
9:05	9.5	10.1	9:05	10.5	11.9	-
9:06	10.0	10.0	9:06	9.5	11.9	-
9:07	9.3	10.0	9:07	12.3	12.1	-
9:08	9.3	10.0	9:08	11.5	12.2	-
9:09	9.0	9.9	9:09	11.0	11.7	-
9:10	9.0	9.8	9:10	10.0	11.4	-
9:11	9.0	9.6	9:11	8.5	11.3	-
9:12	9.5	9.6	9:12	10.3	10.9	-
9:13	8.8	9.6	9:13	9.0	10.8	-
9:14	9.0	9.5	9:14	8.8	10.7	-
9:15	8.5	9.4	9:15	9.3	10.7	-
9:16	9.0	9.4	9:16	9.0	10.6	-
9:17	9.3	9.2	9:17	8.8	9.9	-
9:18	11.0	9.3	9:18	9.8	9.9	-
9:19	9.8	9.3	9:19	9.8	9.9	-
9:20	10.8	9.4	9:20	12.0	10.0	-
9:21	9.5	9.4	9:21	9.8	10.0	-
9:22	10.8	9.5	9:22	10.3	9.8	-
9:23	10.3	9.5	9:23	8.3	9.6	-
9:24	8.8	9.5	9:24	9.3	9.5	-
9:25	10.3	9.6	9:25	8.8	9.4	-
9:26	8.8	9.6	9:26	10.5	9.6	-
9:27	9.8	9.6	9:27	10.3	9.6	-
9:28	13.3	9.9	9:28	9.5	9.6	-
9:29	15.0	10.3	9:29	11.5	9.8	-
9:30	15.3	10.8	9:30	29.5	11.1	-

Grand Union Bowling Alley Site
BCP #360222
150 Westchester Avenue, Port Chester
September 26, 2024

PARTICULATE DATA						
Upwind			Downwind			Exceeds Particulate Alarm Limit
Time	Concentration (ug/m^3)	15-Min Avg Concentration (ug/m^3)	Time	Concentration (ug/m^3)	15-Min Avg Concentration (ug/m^3)	
9:31	11.3	10.9	9:31	10.8	11.2	-
9:32	11.0	11.0	9:32	10.3	11.3	-
9:33	10.5	11.0	9:33	12.3	11.5	-
9:34	10.0	11.0	9:34	9.3	11.5	-
9:35	9.0	10.9	9:35	11.3	11.4	-
9:36	10.0	10.9	9:36	11.5	11.5	-
9:37	9.5	10.8	9:37	11.0	11.6	-
9:38	10.0	10.8	9:38	10.8	11.8	-
9:39	8.8	10.8	9:39	13.3	12.0	-
9:40	10.5	10.8	9:40	10.0	12.1	-
9:41	9.3	10.9	9:41	12.5	12.2	-
9:42	9.5	10.9	9:42	11.0	12.3	-
9:43	9.3	10.6	9:43	10.5	12.4	-
9:44	9.0	10.2	9:44	10.8	12.3	-
9:45	9.3	9.8	9:45	10.5	11.0	-
9:46	10.8	9.8	9:46	21.0	11.7	-
9:47	10.5	9.7	9:47	10.3	11.7	-
9:48	9.0	9.6	9:48	11.3	11.7	-
9:49	12.3	9.8	9:49	9.8	11.7	-
9:50	12.0	10.0	9:50	10.5	11.6	-
9:51	14.3	10.3	9:51	9.8	11.5	-
9:52	10.3	10.3	9:52	9.5	11.4	-
9:53	10.8	10.4	9:53	10.3	11.4	-
9:54	11.5	10.5	9:54	11.8	11.3	-
9:55	9.3	10.5	9:55	9.3	11.2	-
9:56	10.3	10.5	9:56	11.5	11.2	-
9:57	9.8	10.5	9:57	29.8	12.4	-
9:58	10.5	10.6	9:58	22.8	13.2	-
9:59	10.8	10.7	9:59	11.3	13.3	-
10:00	11.8	10.9	10:00	9.8	13.2	-
10:01	11.5	11.0	10:01	24.5	13.5	-
10:02	10.3	10.9	10:02	13.0	13.6	-
10:03	8.0	10.9	10:03	33.0	15.1	-
10:04	8.5	10.6	10:04	12.0	15.2	-
10:05	7.8	10.3	10:05	10.0	15.2	-
10:06	12.0	10.2	10:06	9.3	15.2	-
10:07	12.5	10.3	10:07	19.0	15.8	-
10:08	12.0	10.4	10:08	12.8	16.0	-
10:09	8.0	10.2	10:09	9.0	15.8	-
10:10	9.0	10.2	10:10	11.5	15.9	-
10:11	9.3	10.1	10:11	15.5	16.2	-
10:12	10.0	10.1	10:12	14.8	15.2	-
10:13	8.3	10.0	10:13	9.3	14.3	-
10:14	9.0	9.9	10:14	10.5	14.3	-
10:15	7.8	9.6	10:15	8.5	14.2	-
10:16	14.0	9.8	10:16	8.3	13.1	-
10:17	8.5	9.6	10:17	50.5	15.6	-
10:18	9.3	9.7	10:18	35.0	15.7	-

Grand Union Bowling Alley Site
BCP #360222
150 Westchester Avenue, Port Chester
September 26, 2024

PARTICULATE DATA						
Upwind			Downwind			Exceeds Particulate Alarm Limit
Time	Concentration (ug/m^3)	15-Min Avg Concentration (ug/m^3)	Time	Concentration (ug/m^3)	15-Min Avg Concentration (ug/m^3)	
10:19	9.8	9.8	10:19	34.3	17.2	-
10:20	10.5	10.0	10:20	38.0	19.1	-
10:21	8.8	9.8	10:21	17.3	19.6	-
10:22	10.8	9.7	10:22	10.8	19.1	-
10:23	9.3	9.5	10:23	14.3	19.2	-
10:24	10.3	9.6	10:24	10.3	19.2	-
10:25	8.5	9.6	10:25	18.8	19.7	-
10:26	8.0	9.5	10:26	9.8	19.3	-
10:27	7.5	9.3	10:27	20.5	19.7	-
10:28	8.8	9.4	10:28	11.8	19.9	-
10:29	7.5	9.3	10:29	9.0	19.8	-
10:30	7.5	9.3	10:30	10.0	19.9	-
10:31	8.0	8.9	10:31	10.5	20.0	-
10:32	8.0	8.8	10:32	8.5	17.2	-
10:33	8.5	8.8	10:33	30.3	16.9	-
10:34	8.0	8.7	10:34	31.5	16.7	-
10:35	8.5	8.5	10:35	11.3	15.0	-
10:36	7.0	8.4	10:36	10.8	14.5	-
10:37	10.0	8.4	10:37	18.3	15.0	-
10:38	11.3	8.5	10:38	18.5	15.3	-
10:39	9.5	8.4	10:39	26.8	16.4	-
10:40	8.8	8.5	10:40	31.8	17.3	-
10:41	8.3	8.5	10:41	28.3	18.5	-
10:42	8.0	8.5	10:42	13.5	18.0	-
10:43	9.3	8.5	10:43	13.0	18.1	-
10:44	14.0	9.0	10:44	18.3	18.7	-
10:45	10.8	9.2	10:45	22.8	19.6	-
10:46	8.3	9.2	10:46	21.0	20.3	-
10:47	11.5	9.4	10:47	10.3	20.4	-
10:48	10.8	9.6	10:48	13.3	19.3	-
10:49	11.0	9.8	10:49	9.8	17.8	-
10:50	16.8	10.3	10:50	11.8	17.9	-
10:51	24.0	11.5	10:51	14.5	18.1	-
10:52	21.3	12.2	10:52	9.5	17.5	-
10:53	31.3	13.6	10:53	20.5	17.7	-
10:54	17.8	14.1	10:54	10.0	16.5	-
10:55	9.3	14.1	10:55	12.0	15.2	-
10:56	9.3	14.2	10:56	12.8	14.2	-
10:57	15.8	14.7	10:57	14.0	14.2	-
10:58	8.8	14.7	10:58	11.5	14.1	-
10:59	50.0	17.1	10:59	12.3	13.7	-
11:00	15.0	17.4	11:00	10.8	12.9	-
11:01	10.0	17.5	11:01	9.8	12.2	-
11:02	23.8	18.3	11:02	9.5	12.1	-
11:03	16.0	18.7	11:03	10.3	11.9	-
11:04	17.0	19.1	11:04	9.8	11.9	-
11:05	28.0	19.8	11:05	18.5	12.4	-
11:06	25.5	19.9	11:06	12.8	12.3	-

Grand Union Bowling Alley Site
BCP #360222
150 Westchester Avenue, Port Chester
September 26, 2024

PARTICULATE DATA						
Upwind			Downwind			Exceeds Particulate Alarm Limit
Time	Concentration (ug/m^3)	15-Min Avg Concentration (ug/m^3)	Time	Concentration (ug/m^3)	15-Min Avg Concentration (ug/m^3)	
11:07	38.0	21.0	11:07	12.3	12.4	-
11:08	25.3	20.6	11:08	26.5	12.8	-
11:09	22.0	20.9	11:09	23.5	13.7	-
11:10	20.5	21.7	11:10	10.0	13.6	-
11:11	14.0	22.0	11:11	55.5	16.5	-
11:12	10.5	21.6	11:12	28.8	17.4	-
11:13	10.5	21.7	11:13	17.5	17.8	-
11:14	11.5	19.2	11:14	9.5	17.7	-
11:15	11.3	18.9	11:15	15.8	18.0	-
11:16	10.3	18.9	11:16	10.8	18.1	-
11:17	9.8	18.0	11:17	15.5	18.5	-
11:18	12.3	17.8	11:18	22.5	19.3	-
11:19	13.0	17.5	11:19	40.3	21.3	-
11:20	12.8	16.5	11:20	53.3	23.6	-
11:21	7.5	15.3	11:21	12.5	23.6	-
11:22	8.5	13.3	11:22	12.3	23.6	-
11:23	8.0	12.2	11:23	15.5	22.9	-
11:24	8.5	11.3	11:24	16.5	22.4	-
11:25	11.8	10.7	11:25	12.8	22.6	-
11:26	9.8	10.4	11:26	7.8	19.4	-
11:27	9.3	10.3	11:27	9.3	18.1	-
11:28	9.8	10.3	11:28	20.0	18.3	-
11:29	11.0	10.2	11:29	24.0	19.2	-
11:30	10.5	10.2	11:30	8.3	18.7	-
11:31	10.0	10.2	11:31	8.5	18.6	-
11:32	9.8	10.2	11:32	10.0	18.2	-
11:33	9.8	10.0	11:33	11.0	17.5	-
11:34	6.5	9.6	11:34	10.3	15.5	-
11:35	9.3	9.3	11:35	39.0	14.5	-
11:36	9.0	9.4	11:36	29.8	15.7	-
11:37	9.5	9.5	11:37	33.8	17.1	-
11:38	8.0	9.5	11:38	24.5	17.7	-
11:39	12.5	9.8	11:39	11.3	17.3	-
11:40	34.3	11.3	11:40	9.5	17.1	-
11:41	17.5	11.8	11:41	8.3	17.2	-
11:42	12.8	12.0	11:42	12.0	17.3	-
11:43	14.5	12.3	11:43	9.5	16.6	-
11:44	19.3	12.9	11:44	10.0	15.7	-
11:45	23.3	13.7	11:45	37.3	17.6	-
11:46	39.0	15.7	11:46	37.5	19.6	-
11:47	26.0	16.7	11:47	47.3	22.1	-
11:48	14.8	17.1	11:48	31.3	23.4	-
11:49	12.3	17.5	11:49	20.5	24.1	-
11:50	13.5	17.7	11:50	59.0	25.4	-
11:51	10.5	17.8	11:51	29.5	25.4	-
11:52	10.8	17.9	11:52	19.3	24.4	-
11:53	10.5	18.1	11:53	11.0	23.5	-
11:54	9.8	17.9	11:54	10.3	23.5	-

Grand Union Bowling Alley Site
BCP #360222
150 Westchester Avenue, Port Chester
September 26, 2024

PARTICULATE DATA						
Upwind			Downwind			Exceeds Particulate Alarm Limit
Time	Concentration (ug/m^3)	15-Min Avg Concentration (ug/m^3)	Time	Concentration (ug/m^3)	15-Min Avg Concentration (ug/m^3)	
11:55	10.8	16.3	11:55	11.5	23.6	-
11:56	10.0	15.8	11:56	12.0	23.9	-
11:57	9.3	15.6	11:57	12.3	23.9	-
11:58	7.3	15.1	11:58	16.5	24.3	-
11:59	8.8	14.4	11:59	9.3	24.3	-
12:00	9.3	13.5	12:00	15.0	22.8	-
12:01	8.5	11.5	12:01	9.3	20.9	-
12:02	8.8	10.3	12:02	9.3	18.4	-
12:03	8.5	9.9	12:03	9.8	17.0	-
12:04	8.0	9.6	12:04	8.0	16.1	-
12:05	8.3	9.3	12:05	9.0	12.8	-
12:06	9.5	9.2	12:06	10.3	11.5	-
12:07	9.3	9.1	12:07	9.0	10.8	-
12:08	8.8	9.0	12:08	8.8	10.7	-
12:09	8.3	8.9	12:09	9.3	10.6	-
12:10	10.5	8.9	12:10	8.5	10.4	-
12:11	9.8	8.8	12:11	9.3	10.2	-
12:12	9.8	8.9	12:12	8.8	10.0	-
12:13	9.0	9.0	12:13	9.0	9.5	-
12:14	7.8	8.9	12:14	8.5	9.4	-
12:15	8.8	8.9	12:15	8.8	9.0	-
12:16	8.3	8.9	12:16	9.8	9.1	-
12:17	7.5	8.8	12:17	9.5	9.1	-
12:18	8.0	8.8	12:18	8.3	9.0	-
12:19	9.5	8.9	12:19	9.8	9.1	-
12:20	10.0	9.0	12:20	8.8	9.1	-
12:21	10.0	9.0	12:21	8.5	9.0	-
12:22	10.3	9.1	12:22	8.0	8.9	-
12:23	9.3	9.1	12:23	8.5	8.9	-
12:24	8.0	9.1	12:24	9.8	8.9	-
12:25	8.0	8.9	12:25	11.0	9.1	-
12:26	12.8	9.1	12:26	10.3	9.1	-
12:27	8.5	9.0	12:27	11.5	9.3	-
12:28	9.0	9.0	12:28	9.0	9.3	-
12:29	19.5	9.8	12:29	8.8	9.3	-
12:30	15.5	10.3	12:30	30.3	10.8	-
12:31	11.5	10.5	12:31	14.5	11.1	-
12:32	11.0	10.7	12:32	21.8	11.9	-
12:33	9.5	10.8	12:33	18.8	12.6	-
12:34	7.0	10.7	12:34	33.8	14.2	-
12:35	7.8	10.5	12:35	23.0	15.2	-
12:36	7.8	10.4	12:36	8.0	15.1	-
12:37	7.5	10.2	12:37	21.8	16.0	-
12:38	7.8	10.1	12:38	17.5	16.6	-
12:39	7.3	10.0	12:39	11.5	16.8	-
12:40	7.8	10.0	12:40	7.8	16.5	-
12:41	9.3	9.8	12:41	8.5	16.4	-
12:42	10.0	9.9	12:42	7.5	16.2	-

Grand Union Bowling Alley Site
BCP #360222
150 Westchester Avenue, Port Chester
September 26, 2024

PARTICULATE DATA						
Upwind			Downwind			Exceeds Particulate Alarm Limit
Time	Concentration (ug/m^3)	15-Min Avg Concentration (ug/m^3)	Time	Concentration (ug/m^3)	15-Min Avg Concentration (ug/m^3)	
12:43	8.3	9.8	12:43	8.5	16.1	-
12:44	8.3	9.1	12:44	57.3	19.4	-
12:45	11.8	8.8	12:45	9.3	18.0	-
12:46	16.8	9.2	12:46	10.5	17.7	-
12:47	14.0	9.4	12:47	62.0	20.4	-
12:48	17.8	9.9	12:48	40.8	21.8	-
12:49	11.3	10.2	12:49	12.5	20.4	-
12:50	10.3	10.4	12:50	56.8	22.7	-
12:51	7.8	10.4	12:51	11.8	22.9	-
12:52	9.0	10.5	12:52	8.5	22.0	-
12:53	8.0	10.5	12:53	8.0	21.4	-
12:54	7.5	10.5	12:54	10.0	21.3	-
12:55	8.5	10.6	12:55	8.3	21.3	-
12:56	10.3	10.6	12:56	13.0	21.6	-
12:57	10.3	10.6	12:57	10.3	21.8	-
12:58	11.0	10.8	12:58	7.3	21.7	-
12:59	9.5	10.9	12:59	12.3	18.7	-
13:00	9.8	10.8	13:00	8.0	18.7	-
13:01	13.3	10.5	13:01	13.3	18.8	-
13:02	14.5	10.6	13:02	14.5	15.7	-
13:03	10.5	10.1	13:03	31.8	15.1	-
13:04	10.0	10.0	13:04	25.0	15.9	-
13:05	10.8	10.0	13:05	17.8	13.3	-
13:06	11.5	10.3	13:06	25.3	14.2	-
13:07	11.3	10.4	13:07	11.5	14.4	-
13:08	14.5	10.9	13:08	14.0	14.8	-
13:09	12.0	11.2	13:09	10.8	14.9	-
13:10	8.3	11.2	13:10	17.5	15.5	-
13:11	8.3	11.0	13:11	13.0	15.5	-
13:12	8.8	10.9	13:12	11.3	15.5	-
13:13	11.0	10.9	13:13	23.3	16.6	-
13:14	10.8	11.0	13:14	18.8	17.0	-
13:15	11.3	11.1	13:15	17.5	17.7	-
13:16	11.0	11.0	13:16	14.3	17.7	-
13:17	13.5	10.9	13:17	15.5	17.8	-
13:18	11.5	11.0	13:18	38.8	18.3	-
13:19	11.8	11.1	13:19	39.8	19.3	-
13:20	12.3	11.2	13:20	16.0	19.1	-
13:21	9.5	11.0	13:21	14.3	18.4	-
13:22	8.5	10.9	13:22	14.0	18.6	-
13:23	12.0	10.7	13:23	16.3	18.7	-
13:24	13.8	10.8	13:24	36.0	20.4	-
13:25	10.5	11.0	13:25	12.3	20.1	-
13:26	11.8	11.2	13:26	16.3	20.3	-
13:27	10.5	11.3	13:27	10.0	20.2	-
13:28	10.8	11.3	13:28	10.8	19.4	-
13:29	11.5	11.3	13:29	11.5	18.9	-
13:30	9.3	11.2	13:30	15.8	18.8	-

Grand Union Bowling Alley Site
BCP #360222
150 Westchester Avenue, Port Chester
September 26, 2024

PARTICULATE DATA						
Upwind			Downwind			Exceeds Particulate Alarm Limit
Time	Concentration (ug/m^3)	15-Min Avg Concentration (ug/m^3)	Time	Concentration (ug/m^3)	15-Min Avg Concentration (ug/m^3)	
13:31	10.5	11.2	13:31	21.3	19.2	-
13:32	10.3	11.0	13:32	30.8	20.2	-
13:33	9.3	10.8	13:33	50.3	21.0	-
13:34	10.0	10.7	13:34	12.8	19.2	-
13:35	10.5	10.6	13:35	12.5	19.0	-
13:36	9.8	10.6	13:36	18.8	19.3	-
13:37	10.5	10.7	13:37	21.3	19.8	-
13:38	11.5	10.7	13:38	31.5	20.8	-
13:39	10.5	10.5	13:39	25.5	20.1	-
13:40	11.3	10.5	13:40	24.3	20.9	-
13:41	9.5	10.4	13:41	33.0	22.0	-
13:42	11.5	10.4	13:42	79.3	26.6	-
13:43	10.5	10.4	13:43	23.5	27.5	-
13:44	9.8	10.3	13:44	67.0	31.2	-
13:45	11.5	10.5	13:45	40.0	32.8	-
13:46	14.3	10.7	13:46	25.3	33.0	-
13:47	11.3	10.8	13:47	22.0	32.5	-
13:48	11.8	10.9	13:48	19.3	30.4	-
13:49	13.0	11.1	13:49	15.0	30.5	-
13:50	11.0	11.2	13:50	14.8	30.7	-
13:51	12.3	11.3	13:51	14.3	30.4	-
13:52	17.8	11.8	13:52	12.8	29.8	-
13:53	11.5	11.8	13:53	13.5	28.6	-
13:54	12.3	11.9	13:54	18.0	28.1	-
13:55	11.3	11.9	13:55	22.3	28.0	-
13:56	16.3	12.4	13:56	21.3	27.2	-
13:57	11.3	12.4	13:57	17.8	23.1	-
13:58	13.0	12.5	13:58	15.3	22.6	-
13:59	11.8	12.7	13:59	18.8	19.3	-
14:00	11.5	12.7	14:00	19.3	18.0	-
14:01	12.8	12.6	14:01	20.8	17.7	-
14:02	15.8	12.9	14:02	34.3	18.5	-
14:03	16.5	13.2	14:03	25.3	18.9	-
14:04	12.0	13.1	14:04	29.8	19.9	-
14:05	10.5	13.1	14:05	20.5	20.2	-
14:06	13.0	13.1	14:06	26.8	21.1	-
14:07	11.8	12.7	14:07	17.0	21.4	-
14:08	15.5	13.0	14:08	19.3	21.7	-
14:09	15.0	13.2	14:09	25.3	22.2	-
14:10	13.5	13.3	14:10	22.0	22.2	-
14:11	11.5	13.0	14:11	26.3	22.5	-
14:12	12.3	13.1	14:12	19.0	22.6	-
14:13	12.0	13.0	14:13	54.8	25.3	-
14:14	14.8	13.2	14:14	34.3	26.3	-
14:15	15.0	13.5	14:15	29.5	27.0	-
14:16	17.0	13.7	14:16	26.8	27.4	-
14:17	13.3	13.6	14:17	18.5	26.3	-
14:18	10.8	13.2	14:18	20.5	26.0	-

Grand Union Bowling Alley Site
BCP #360222
150 Westchester Avenue, Port Chester
September 26, 2024

PARTICULATE DATA						
Upwind			Downwind			Exceeds Particulate Alarm Limit
Time	Concentration (ug/m^3)	15-Min Avg Concentration (ug/m^3)	Time	Concentration (ug/m^3)	15-Min Avg Concentration (ug/m^3)	
14:19	12.8	13.2	14:19	21.8	25.5	-
14:20	9.5	13.2	14:20	31.8	26.2	-
14:21	15.3	13.3	14:21	16.0	25.5	-
14:22	15.8	13.6	14:22	15.0	25.4	-
14:23	19.8	13.9	14:23	14.8	25.1	-
14:24	11.8	13.7	14:24	17.8	24.6	-
14:25	12.8	13.6	14:25	17.3	24.3	-
14:26	13.8	13.8	14:26	15.8	23.6	-
14:27	17.3	14.1	14:27	24.3	23.9	-
14:28	12.8	14.1	14:28	16.8	21.4	-
14:29	15.3	14.2	14:29	16.3	20.2	-
14:30	14.0	14.1	14:30	16.8	19.3	-
14:31	15.0	14.0	14:31	22.3	19.0	-
14:32	18.8	14.3	14:32	28.3	19.7	-
14:33	14.3	14.6	14:33	23.3	19.9	-
14:34	19.8	15.0	14:34	38.3	21.0	-
14:35	14.8	15.4	14:35	19.8	20.2	-
14:36	17.3	15.5	14:36	20.5	20.5	-
14:37	14.8	15.5	14:37	31.8	21.6	-
14:38	16.8	15.3	14:38	25.0	22.3	-
14:39	15.8	15.5	14:39	17.0	22.2	-
14:40	15.8	15.7	14:40	17.5	22.2	-
14:41	15.5	15.8	14:41	14.5	22.1	-
14:42	15.8	15.7	14:42	17.0	21.7	-
14:43	14.5	15.9	14:43	16.3	21.6	-
14:44	17.0	16.0	14:44	19.0	21.8	-
14:45	21.0	16.4	14:45	20.3	22.0	-
14:46	15.3	16.5	14:46	17.8	21.7	-
14:47	17.8	16.4	14:47	21.8	21.3	-
14:48	19.5	16.7	14:48	20.3	21.1	-
14:49	16.0	16.5	14:49	21.3	20.0	-
14:50	16.8	16.6	14:50	20.5	20.0	-
14:51	17.0	16.6	14:51	19.0	19.9	-
14:52	15.8	16.7	14:52	16.0	18.9	-
14:53	15.3	16.6	14:53	15.3	18.2	-
14:54	14.8	16.5	14:54	16.5	18.2	-
14:55	13.8	16.4	14:55	16.3	18.1	-
14:56	14.0	16.3	14:56	15.8	18.2	-
14:57	15.3	16.2	14:57	23.8	18.6	-
14:58	15.3	16.3	14:58	17.0	18.7	-
14:59	13.3	16.0	14:59	27.8	19.3	-
15:00	16.3	15.7	15:00	26.0	19.7	-
15:01	13.8	15.6	15:01	27.0	20.3	-
15:02	12.8	15.3	15:02	20.8	20.2	-
15:03	12.0	14.8	15:03	17.3	20.0	-
15:04	15.3	14.7	15:04	21.5	20.0	-
15:05	14.8	14.6	15:05	21.3	20.1	-
15:06	13.0	14.3	15:06	23.5	20.4	-

Grand Union Bowling Alley Site
BCP #360222
150 Westchester Avenue, Port Chester
September 26, 2024

PARTICULATE DATA						
Upwind			Downwind			Exceeds Particulate Alarm Limit
Time	Concentration (ug/m^3)	15-Min Avg Concentration (ug/m^3)	Time	Concentration (ug/m^3)	15-Min Avg Concentration (ug/m^3)	
15:07	13.0	14.2	15:07	20.5	20.7	-
15:08	14.0	14.1	15:08	16.8	20.8	-
15:09	13.8	14.0	15:09	15.8	20.7	-
15:10	13.8	14.0	15:10	17.0	20.8	-
15:11	11.8	13.9	15:11	25.8	21.4	-
15:12	14.0	13.8	15:12	38.3	22.4	-
15:13	12.5	13.6	15:13	34.3	23.6	-
15:14	12.8	13.6	15:14	16.5	22.8	-
15:15	14.5	13.4	15:15	16.0	22.1	-
15:16	12.8	13.4	15:16	16.0	21.4	-
15:17	14.0	13.5	15:17	30.3	22.0	-
15:18	14.5	13.6	15:18	26.3	22.6	-
15:19	11.5	13.4	15:19	14.8	22.2	-
15:20	11.5	13.2	15:20	18.8	22.0	-
15:21	14.8	13.3	15:21	36.5	22.9	-
15:22	15.0	13.4	15:22	22.8	23.0	-
15:23	14.0	13.4	15:23	21.5	23.4	-
15:24	12.6	13.3	15:24	23.8	23.9	-
15:25	13.6	13.3	15:25	33.5	25.0	-
15:26	14.8	13.5	15:26	21.0	24.7	-
15:27	16.8	13.7	15:27	16.3	23.2	-
15:28	18.2	14.1	15:28	18.5	22.2	-
15:29	15.4	14.3	15:29	16.8	22.2	-
15:30	14.0	14.2	15:30	18.5	22.3	-
15:31	17.0	14.5	15:31	16.8	22.4	-
15:32	15.0	14.6	15:32	18.8	21.6	-
15:33	14.0	14.5	15:33	21.0	21.3	-
15:34	14.0	14.7	15:34	18.3	21.5	-
15:35	12.8	14.8	15:35	17.8	21.4	-
15:36	13.8	14.7	15:36	17.5	20.2	-
15:37	14.6	14.7	15:37	15.3	19.7	-
15:38	14.8	14.8	15:38	19.8	19.6	-
15:39	13.6	14.8	15:39	15.8	19.0	-
15:40	13.6	14.8	15:40	13.8	17.7	-
15:41	17.0	15.0	15:41	13.5	17.2	-

Grand Union Bowling Alley Site
BCP #360222
150 Westchester Avenue, Port Chester
September 26, 2024

Thursday, September 26, 2024						
Number of Instances Where Downwind VOCs Exceeds Upwind VOCs + 5 =						0
Number of Comparable Data Points =						441
Start Time:						8:02
End Time:						15:41
PID DATA						
Upwind			Downwind			
Time	Concentration (ppm)	15-Min Avg Concentration (ppm)	Time	Concentration (ppm)	15-Min Avg Concentration (ppm)	Exceeds VOC Alarm Limit
8:02	0.0	-	8:02	-	-	-
8:03	0.0	-	8:03	-	-	-
8:04	0.0	-	8:04	-	-	-
8:05	0.0	-	8:05	-	-	-
8:06	0.0	-	8:06	0.0	-	-
8:07	0.0	-	8:07	0.0	-	-
8:08	0.0	-	8:08	0.0	-	-
8:09	0.0	-	8:09	0.0	-	-
8:10	0.0	-	8:10	0.0	-	-
8:11	0.0	-	8:11	0.0	-	-
8:12	0.0	-	8:12	0.0	-	-
8:13	0.0	-	8:13	0.0	-	-
8:14	0.0	-	8:14	0.0	-	-
8:15	0.0	-	8:15	0.0	-	-
8:16	0.0	-	8:16	0.0	-	-
8:17	0.0	0.0	8:17	0.0	-	-
8:18	0.0	0.0	8:18	0.0	-	-
8:19	0.0	0.0	8:19	0.0	-	-
8:20	0.0	0.0	8:20	0.0	-	-
8:21	0.0	0.0	8:21	0.0	0.0	-
8:22	0.0	0.0	8:22	0.0	0.0	-
8:23	0.0	0.0	8:23	0.0	0.0	-
8:24	0.0	0.0	8:24	0.0	0.0	-
8:25	0.0	0.0	8:25	0.0	0.0	-
8:26	0.0	0.0	8:26	0.0	0.0	-
8:27	0.0	0.0	8:27	0.0	0.0	-
8:28	0.0	0.0	8:28	0.0	0.0	-
8:29	0.0	0.0	8:29	0.0	0.0	-
8:30	0.0	0.0	8:30	0.0	0.0	-
8:31	0.0	0.0	8:31	0.0	0.0	-
8:32	0.0	0.0	8:32	0.0	0.0	-
8:33	0.0	0.0	8:33	0.0	0.0	-
8:34	0.0	0.0	8:34	0.0	0.0	-
8:35	0.0	0.0	8:35	0.0	0.0	-
8:36	0.0	0.0	8:36	0.0	0.0	-
8:37	0.0	0.0	8:37	0.0	0.0	-
8:38	0.0	0.0	8:38	0.0	0.0	-
8:39	0.0	0.0	8:39	0.0	0.0	-
8:40	0.0	0.0	8:40	0.0	0.0	-
8:41	0.0	0.0	8:41	0.0	0.0	-
8:42	0.0	0.0	8:42	0.0	0.0	-
8:43	0.0	0.0	8:43	0.0	0.0	-
8:44	0.0	0.0	8:44	0.0	0.0	-

Grand Union Bowling Alley Site
BCP #360222
150 Westchester Avenue, Port Chester
September 26, 2024

PID DATA						
Upwind			Downwind			
Time	Concentration (ppm)	15-Min Avg Concentration (ppm)	Time	Concentration (ppm)	15-Min Avg Concentration (ppm)	Exceeds VOC Alarm Limit
8:45	0.0	0.0	8:45	0.0	0.0	-
8:46	0.0	0.0	8:46	0.0	0.0	-
8:47	0.0	0.0	8:47	0.0	0.0	-
8:48	0.0	0.0	8:48	0.0	0.0	-
8:49	0.0	0.0	8:49	0.0	0.0	-
8:50	0.0	0.0	8:50	0.0	0.0	-
8:51	0.0	0.0	8:51	0.0	0.0	-
8:52	0.0	0.0	8:52	0.0	0.0	-
8:53	0.0	0.0	8:53	0.0	0.0	-
8:54	0.0	0.0	8:54	0.0	0.0	-
8:55	0.0	0.0	8:55	0.0	0.0	-
8:56	0.0	0.0	8:56	0.0	0.0	-
8:57	0.0	0.0	8:57	0.0	0.0	-
8:58	0.0	0.0	8:58	0.0	0.0	-
8:59	0.0	0.0	8:59	0.0	0.0	-
9:00	0.0	0.0	9:00	0.0	0.0	-
9:01	0.0	0.0	9:01	0.0	0.0	-
9:02	0.0	0.0	9:02	0.0	0.0	-
9:03	0.0	0.0	9:03	0.0	0.0	-
9:04	0.0	0.0	9:04	0.0	0.0	-
9:05	0.0	0.0	9:05	0.0	0.0	-
9:06	0.0	0.0	9:06	0.0	0.0	-
9:07	0.0	0.0	9:07	0.0	0.0	-
9:08	0.0	0.0	9:08	0.0	0.0	-
9:09	0.0	0.0	9:09	0.0	0.0	-
9:10	0.0	0.0	9:10	0.0	0.0	-
9:11	0.0	0.0	9:11	0.0	0.0	-
9:12	0.0	0.0	9:12	0.0	0.0	-
9:13	0.0	0.0	9:13	0.0	0.0	-
9:14	0.0	0.0	9:14	0.0	0.0	-
9:15	0.0	0.0	9:15	0.0	0.0	-
9:16	0.0	0.0	9:16	0.0	0.0	-
9:17	0.0	0.0	9:17	0.0	0.0	-
9:18	0.0	0.0	9:18	0.0	0.0	-
9:19	0.0	0.0	9:19	0.0	0.0	-
9:20	0.0	0.0	9:20	0.0	0.0	-
9:21	0.0	0.0	9:21	0.0	0.0	-
9:22	0.0	0.0	9:22	0.0	0.0	-
9:23	0.0	0.0	9:23	0.0	0.0	-
9:24	0.0	0.0	9:24	0.0	0.0	-
9:25	0.0	0.0	9:25	0.0	0.0	-
9:26	0.0	0.0	9:26	0.0	0.0	-
9:27	0.0	0.0	9:27	0.0	0.0	-
9:28	0.0	0.0	9:28	0.0	0.0	-
9:29	0.0	0.0	9:29	0.0	0.0	-
9:30	0.0	0.0	9:30	0.0	0.0	-
9:31	0.0	0.0	9:31	0.0	0.0	-
9:32	0.0	0.0	9:32	0.0	0.0	-
9:33	0.0	0.0	9:33	0.0	0.0	-

Grand Union Bowling Alley Site
BCP #360222
150 Westchester Avenue, Port Chester
September 26, 2024

PID DATA						
Upwind			Downwind			
Time	Concentration (ppm)	15-Min Avg Concentration (ppm)	Time	Concentration (ppm)	15-Min Avg Concentration (ppm)	Exceeds VOC Alarm Limit
9:34	0.0	0.0	9:34	0.0	0.0	-
9:35	0.0	0.0	9:35	0.0	0.0	-
9:36	0.0	0.0	9:36	0.0	0.0	-
9:37	0.0	0.0	9:37	0.0	0.0	-
9:38	0.0	0.0	9:38	0.0	0.0	-
9:39	0.0	0.0	9:39	0.0	0.0	-
9:40	0.0	0.0	9:40	0.0	0.0	-
9:41	0.0	0.0	9:41	0.0	0.0	-
9:42	0.0	0.0	9:42	0.0	0.0	-
9:43	0.0	0.0	9:43	0.0	0.0	-
9:44	0.0	0.0	9:44	0.0	0.0	-
9:45	0.0	0.0	9:45	0.0	0.0	-
9:46	0.0	0.0	9:46	0.0	0.0	-
9:47	0.0	0.0	9:47	0.0	0.0	-
9:48	0.0	0.0	9:48	0.0	0.0	-
9:49	0.0	0.0	9:49	0.0	0.0	-
9:50	0.0	0.0	9:50	0.0	0.0	-
9:51	0.0	0.0	9:51	0.0	0.0	-
9:52	0.0	0.0	9:52	0.0	0.0	-
9:53	0.0	0.0	9:53	0.0	0.0	-
9:54	0.0	0.0	9:54	0.0	0.0	-
9:55	0.0	0.0	9:55	0.0	0.0	-
9:56	0.0	0.0	9:56	0.0	0.0	-
9:57	0.0	0.0	9:57	0.0	0.0	-
9:58	0.0	0.0	9:58	0.0	0.0	-
9:59	0.0	0.0	9:59	0.0	0.0	-
10:00	0.0	0.0	10:00	0.0	0.0	-
10:01	0.0	0.0	10:01	0.0	0.0	-
10:02	0.0	0.0	10:02	0.0	0.0	-
10:03	0.0	0.0	10:03	0.0	0.0	-
10:04	0.0	0.0	10:04	0.0	0.0	-
10:05	0.0	0.0	10:05	0.0	0.0	-
10:06	0.0	0.0	10:06	0.0	0.0	-
10:07	0.0	0.0	10:07	0.0	0.0	-
10:08	0.0	0.0	10:08	0.0	0.0	-
10:09	0.0	0.0	10:09	0.0	0.0	-
10:10	0.0	0.0	10:10	0.0	0.0	-
10:11	0.0	0.0	10:11	0.0	0.0	-
10:12	0.0	0.0	10:12	0.0	0.0	-
10:13	0.0	0.0	10:13	0.0	0.0	-
10:14	0.0	0.0	10:14	0.0	0.0	-
10:15	0.0	0.0	10:15	0.0	0.0	-
10:16	0.0	0.0	10:16	0.0	0.0	-
10:17	0.0	0.0	10:17	0.0	0.0	-
10:18	0.0	0.0	10:18	0.0	0.0	-
10:19	0.0	0.0	10:19	0.0	0.0	-
10:20	0.0	0.0	10:20	0.0	0.0	-
10:21	0.0	0.0	10:21	0.0	0.0	-
10:22	0.0	0.0	10:22	0.0	0.0	-

Grand Union Bowling Alley Site
BCP #360222
150 Westchester Avenue, Port Chester
September 26, 2024

PID DATA						
Upwind			Downwind			
Time	Concentration (ppm)	15-Min Avg Concentration (ppm)	Time	Concentration (ppm)	15-Min Avg Concentration (ppm)	Exceeds VOC Alarm Limit
10:23	0.0	0.0	10:23	0.0	0.0	-
10:24	0.0	0.0	10:24	0.0	0.0	-
10:25	0.0	0.0	10:25	0.0	0.0	-
10:26	0.0	0.0	10:26	0.0	0.0	-
10:27	0.0	0.0	10:27	0.0	0.0	-
10:28	0.0	0.0	10:28	0.0	0.0	-
10:29	0.0	0.0	10:29	0.0	0.0	-
10:30	0.0	0.0	10:30	0.0	0.0	-
10:31	0.0	0.0	10:31	0.0	0.0	-
10:32	0.0	0.0	10:32	0.0	0.0	-
10:33	0.0	0.0	10:33	0.0	0.0	-
10:34	0.0	0.0	10:34	0.0	0.0	-
10:35	0.0	0.0	10:35	0.0	0.0	-
10:36	0.0	0.0	10:36	0.0	0.0	-
10:37	0.0	0.0	10:37	0.0	0.0	-
10:38	0.0	0.0	10:38	0.0	0.0	-
10:39	0.0	0.0	10:39	0.0	0.0	-
10:40	0.0	0.0	10:40	0.0	0.0	-
10:41	0.0	0.0	10:41	0.0	0.0	-
10:42	0.0	0.0	10:42	0.0	0.0	-
10:43	0.0	0.0	10:43	0.0	0.0	-
10:44	0.0	0.0	10:44	0.0	0.0	-
10:45	0.0	0.0	10:45	0.0	0.0	-
10:46	0.0	0.0	10:46	0.0	0.0	-
10:47	0.0	0.0	10:47	0.0	0.0	-
10:48	0.0	0.0	10:48	0.0	0.0	-
10:49	0.0	0.0	10:49	0.0	0.0	-
10:50	0.0	0.0	10:50	0.0	0.0	-
10:51	0.0	0.0	10:51	0.0	0.0	-
10:52	0.0	0.0	10:52	0.0	0.0	-
10:53	0.0	0.0	10:53	0.0	0.0	-
10:54	0.0	0.0	10:54	0.0	0.0	-
10:55	0.0	0.0	10:55	0.0	0.0	-
10:56	0.0	0.0	10:56	0.0	0.0	-
10:57	0.0	0.0	10:57	0.0	0.0	-
10:58	0.0	0.0	10:58	0.0	0.0	-
10:59	0.0	0.0	10:59	0.0	0.0	-
11:00	0.0	0.0	11:00	0.0	0.0	-
11:01	0.0	0.0	11:01	0.0	0.0	-
11:02	0.0	0.0	11:02	0.0	0.0	-
11:03	0.0	0.0	11:03	0.0	0.0	-
11:04	0.0	0.0	11:04	0.0	0.0	-
11:05	0.0	0.0	11:05	0.0	0.0	-
11:06	0.0	0.0	11:06	0.0	0.0	-
11:07	0.0	0.0	11:07	0.0	0.0	-
11:08	0.0	0.0	11:08	0.0	0.0	-
11:09	0.0	0.0	11:09	0.0	0.0	-
11:10	0.0	0.0	11:10	0.0	0.0	-
11:11	0.0	0.0	11:11	0.0	0.0	-

Grand Union Bowling Alley Site
BCP #360222
150 Westchester Avenue, Port Chester
September 26, 2024

PID DATA						
Upwind			Downwind			
Time	Concentration (ppm)	15-Min Avg Concentration (ppm)	Time	Concentration (ppm)	15-Min Avg Concentration (ppm)	Exceeds VOC Alarm Limit
11:12	0.0	0.0	11:12	0.0	0.0	-
11:13	0.0	0.0	11:13	0.0	0.0	-
11:14	0.0	0.0	11:14	0.0	0.0	-
11:15	0.0	0.0	11:15	0.0	0.0	-
11:16	0.0	0.0	11:16	0.0	0.0	-
11:17	0.0	0.0	11:17	0.0	0.0	-
11:18	0.0	0.0	11:18	0.0	0.0	-
11:19	0.0	0.0	11:19	0.0	0.0	-
11:20	0.0	0.0	11:20	0.0	0.0	-
11:21	0.0	0.0	11:21	0.0	0.0	-
11:22	0.0	0.0	11:22	0.0	0.0	-
11:23	0.0	0.0	11:23	0.0	0.0	-
11:24	0.0	0.0	11:24	0.0	0.0	-
11:25	0.0	0.0	11:25	0.0	0.0	-
11:26	0.0	0.0	11:26	0.0	0.0	-
11:27	0.0	0.0	11:27	0.0	0.0	-
11:28	0.0	0.0	11:28	0.0	0.0	-
11:29	0.0	0.0	11:29	0.0	0.0	-
11:30	0.0	0.0	11:30	0.0	0.0	-
11:31	0.0	0.0	11:31	0.0	0.0	-
11:32	0.1	0.0	11:32	0.0	0.0	-
11:33	0.0	0.0	11:33	0.0	0.0	-
11:34	0.0	0.0	11:34	0.0	0.0	-
11:35	0.0	0.0	11:35	0.0	0.0	-
11:36	0.0	0.0	11:36	0.0	0.0	-
11:37	0.0	0.0	11:37	0.0	0.0	-
11:38	0.1	0.0	11:38	0.0	0.0	-
11:39	0.1	0.0	11:39	0.0	0.0	-
11:40	0.0	0.0	11:40	0.0	0.0	-
11:41	0.0	0.0	11:41	0.0	0.0	-
11:42	0.0	0.0	11:42	0.0	0.0	-
11:43	0.1	0.0	11:43	0.0	0.0	-
11:44	0.1	0.0	11:44	0.0	0.0	-
11:45	0.1	0.0	11:45	0.0	0.0	-
11:46	0.1	0.1	11:46	0.0	0.0	-
11:47	0.1	0.1	11:47	0.0	0.0	-
11:48	0.2	0.1	11:48	0.0	0.0	-
11:49	0.2	0.1	11:49	0.0	0.0	-
11:50	0.2	0.1	11:50	0.0	0.0	-
11:51	0.2	0.1	11:51	0.0	0.0	-
11:52	0.2	0.1	11:52	0.0	0.0	-
11:53	0.2	0.1	11:53	0.0	0.0	-
11:54	0.1	0.1	11:54	0.0	0.0	-
11:55	0.1	0.1	11:55	0.0	0.0	-
11:56	0.1	0.1	11:56	0.0	0.0	-
11:57	0.2	0.1	11:57	0.0	0.0	-
11:58	0.1	0.2	11:58	0.0	0.0	-
11:59	0.1	0.2	11:59	0.0	0.0	-
12:00	0.2	0.2	12:00	0.0	0.0	-

Grand Union Bowling Alley Site
BCP #360222
150 Westchester Avenue, Port Chester
September 26, 2024

PID DATA						
Upwind			Downwind			
Time	Concentration (ppm)	15-Min Avg Concentration (ppm)	Time	Concentration (ppm)	15-Min Avg Concentration (ppm)	Exceeds VOC Alarm Limit
12:01	0.2	0.2	12:01	0.0	0.0	-
12:02	0.2	0.2	12:02	0.0	0.0	-
12:03	0.2	0.2	12:03	0.0	0.0	-
12:04	0.2	0.2	12:04	0.0	0.0	-
12:05	0.2	0.2	12:05	0.0	0.0	-
12:06	0.2	0.2	12:06	0.0	0.0	-
12:07	0.1	0.2	12:07	0.0	0.0	-
12:08	0.1	0.2	12:08	0.0	0.0	-
12:09	0.1	0.2	12:09	0.0	0.0	-
12:10	0.2	0.2	12:10	0.0	0.0	-
12:11	0.2	0.2	12:11	0.0	0.0	-
12:12	0.2	0.2	12:12	0.0	0.0	-
12:13	0.2	0.2	12:13	0.0	0.0	-
12:14	0.2	0.2	12:14	0.0	0.0	-
12:15	0.2	0.2	12:15	0.0	0.0	-
12:16	0.2	0.2	12:16	0.0	0.0	-
12:17	0.3	0.2	12:17	0.0	0.0	-
12:18	0.3	0.2	12:18	0.0	0.0	-
12:19	0.3	0.2	12:19	0.0	0.0	-
12:20	0.3	0.2	12:20	0.0	0.0	-
12:21	0.3	0.2	12:21	0.0	0.0	-
12:22	0.3	0.2	12:22	0.0	0.0	-
12:23	0.3	0.2	12:23	0.0	0.0	-
12:24	0.2	0.2	12:24	0.0	0.0	-
12:25	0.3	0.3	12:25	0.0	0.0	-
12:26	0.3	0.3	12:26	0.0	0.0	-
12:27	0.4	0.3	12:27	0.0	0.0	-
12:28	0.3	0.3	12:28	0.0	0.0	-
12:29	0.4	0.3	12:29	0.0	0.0	-
12:30	0.4	0.3	12:30	0.0	0.0	-
12:31	0.3	0.3	12:31	0.0	0.0	-
12:32	0.3	0.3	12:32	0.0	0.0	-
12:33	0.3	0.3	12:33	0.0	0.0	-
12:34	0.3	0.3	12:34	0.0	0.0	-
12:35	0.2	0.3	12:35	0.0	0.0	-
12:36	0.2	0.3	12:36	0.0	0.0	-
12:37	0.3	0.3	12:37	0.0	0.0	-
12:38	0.3	0.3	12:38	0.0	0.0	-
12:39	0.3	0.3	12:39	0.0	0.0	-
12:40	0.3	0.3	12:40	0.0	0.0	-
12:41	0.3	0.3	12:41	0.0	0.0	-
12:42	0.3	0.3	12:42	0.0	0.0	-
12:43	0.2	0.3	12:43	0.0	0.0	-
12:44	0.2	0.3	12:44	0.0	0.0	-
12:45	0.3	0.3	12:45	0.0	0.0	-
12:46	0.2	0.3	12:46	0.0	0.0	-
12:47	0.2	0.3	12:47	0.0	0.0	-
12:48	0.3	0.3	12:48	0.0	0.0	-
12:49	0.3	0.2	12:49	0.0	0.0	-

Grand Union Bowling Alley Site
BCP #360222
150 Westchester Avenue, Port Chester
September 26, 2024

PID DATA						
Upwind			Downwind			
Time	Concentration (ppm)	15-Min Avg Concentration (ppm)	Time	Concentration (ppm)	15-Min Avg Concentration (ppm)	Exceeds VOC Alarm Limit
12:50	0.3	0.3	12:50	0.0	0.0	-
12:51	0.3	0.3	12:51	0.0	0.0	-
12:52	0.2	0.3	12:52	0.0	0.0	-
12:53	0.2	0.2	12:53	0.0	0.0	-
12:54	0.2	0.2	12:54	0.0	0.0	-
12:55	0.2	0.2	12:55	0.0	0.0	-
12:56	0.3	0.2	12:56	0.0	0.0	-
12:57	0.3	0.2	12:57	0.0	0.0	-
12:58	0.3	0.2	12:58	0.0	0.0	-
12:59	0.3	0.2	12:59	0.0	0.0	-
13:00	0.3	0.3	13:00	0.0	0.0	-
13:01	0.4	0.3	13:01	0.0	0.0	-
13:02	0.4	0.3	13:02	0.0	0.0	-
13:03	0.5	0.3	13:03	0.0	0.0	-
13:04	0.5	0.3	13:04	0.0	0.0	-
13:05	0.5	0.3	13:05	0.0	0.0	-
13:06	0.4	0.3	13:06	0.0	0.0	-
13:07	0.5	0.4	13:07	0.0	0.0	-
13:08	0.5	0.4	13:08	0.0	0.0	-
13:09	0.4	0.4	13:09	0.0	0.0	-
13:10	0.5	0.4	13:10	0.0	0.0	-
13:11	0.5	0.4	13:11	0.0	0.0	-
13:12	0.5	0.4	13:12	0.0	0.0	-
13:13	0.5	0.4	13:13	0.0	0.0	-
13:14	0.5	0.5	13:14	0.0	0.0	-
13:15	0.5	0.5	13:15	0.0	0.0	-
13:16	0.5	0.5	13:16	0.0	0.0	-
13:17	0.5	0.5	13:17	0.0	0.0	-
13:18	0.5	0.5	13:18	0.0	0.0	-
13:19	0.5	0.5	13:19	0.0	0.0	-
13:20	0.5	0.5	13:20	0.0	0.0	-
13:21	0.5	0.5	13:21	0.0	0.0	-
13:22	0.4	0.5	13:22	0.0	0.0	-
13:23	0.4	0.5	13:23	0.0	0.0	-
13:24	0.5	0.5	13:24	0.0	0.0	-
13:25	0.5	0.5	13:25	0.0	0.0	-
13:26	0.5	0.5	13:26	0.0	0.0	-
13:27	0.5	0.5	13:27	0.0	0.0	-
13:28	0.4	0.5	13:28	0.0	0.0	-
13:29	0.3	0.5	13:29	0.0	0.0	-
13:30	0.2	0.4	13:30	0.0	0.0	-
13:31	0.3	0.4	13:31	0.0	0.0	-
13:32	0.4	0.4	13:32	0.0	0.0	-
13:33	0.4	0.4	13:33	0.0	0.0	-
13:34	0.4	0.4	13:34	0.0	0.0	-
13:35	0.4	0.4	13:35	0.0	0.0	-
13:36	0.5	0.4	13:36	0.0	0.0	-
13:37	0.6	0.4	13:37	0.0	0.0	-
13:38	0.6	0.4	13:38	0.0	0.0	-

Grand Union Bowling Alley Site
BCP #360222
150 Westchester Avenue, Port Chester
September 26, 2024

PID DATA						
Upwind			Downwind			
Time	Concentration (ppm)	15-Min Avg Concentration (ppm)	Time	Concentration (ppm)	15-Min Avg Concentration (ppm)	Exceeds VOC Alarm Limit
13:39	0.7	0.4	13:39	0.0	0.0	-
13:40	0.7	0.5	13:40	0.0	0.0	-
13:41	0.6	0.5	13:41	0.0	0.0	-
13:42	0.5	0.5	13:42	0.0	0.0	-
13:43	0.5	0.5	13:43	0.0	0.0	-
13:44	0.5	0.5	13:44	0.0	0.0	-
13:45	0.6	0.5	13:45	0.0	0.0	-
13:46	0.6	0.5	13:46	0.0	0.0	-
13:47	0.6	0.5	13:47	0.0	0.0	-
13:48	0.6	0.6	13:48	0.0	0.0	-
13:49	0.6	0.6	13:49	0.0	0.0	-
13:50	0.7	0.6	13:50	0.0	0.0	-
13:51	0.6	0.6	13:51	0.0	0.0	-
13:52	0.7	0.6	13:52	0.0	0.0	-
13:53	0.6	0.6	13:53	0.0	0.0	-
13:54	0.6	0.6	13:54	0.0	0.0	-
13:55	0.6	0.6	13:55	0.0	0.0	-
13:56	0.5	0.6	13:56	0.0	0.0	-
13:57	0.5	0.6	13:57	0.0	0.0	-
13:58	0.4	0.6	13:58	0.0	0.0	-
13:59	0.4	0.6	13:59	0.0	0.0	-
14:00	0.3	0.6	14:00	0.0	0.0	-
14:01	0.3	0.5	14:01	0.0	0.0	-
14:02	0.4	0.5	14:02	0.0	0.0	-
14:03	0.4	0.5	14:03	0.0	0.0	-
14:04	0.4	0.5	14:04	0.0	0.0	-
14:05	0.2	0.5	14:05	0.0	0.0	-
14:06	0.2	0.4	14:06	0.0	0.0	-
14:07	0.2	0.4	14:07	0.0	0.0	-
14:08	0.3	0.4	14:08	0.0	0.0	-
14:09	0.2	0.4	14:09	0.0	0.0	-
14:10	0.2	0.3	14:10	0.0	0.0	-
14:11	0.2	0.3	14:11	0.0	0.0	-
14:12	0.2	0.3	14:12	0.0	0.0	-
14:13	0.2	0.3	14:13	0.0	0.0	-
14:14	0.2	0.3	14:14	0.0	0.0	-
14:15	0.2	0.3	14:15	0.0	0.0	-
14:16	0.2	0.3	14:16	0.0	0.0	-
14:17	0.2	0.2	14:17	0.0	0.0	-
14:18	0.2	0.2	14:18	0.0	0.0	-
14:19	0.1	0.2	14:19	0.0	0.0	-
14:20	0.1	0.2	14:20	0.0	0.0	-
14:21	0.2	0.2	14:21	0.0	0.0	-
14:22	0.2	0.2	14:22	0.0	0.0	-
14:23	0.2	0.2	14:23	0.0	0.0	-
14:24	0.2	0.2	14:24	0.0	0.0	-
14:25	0.2	0.2	14:25	0.0	0.0	-
14:26	0.3	0.2	14:26	0.0	0.0	-
14:27	0.3	0.2	14:27	0.0	0.0	-

Grand Union Bowling Alley Site
BCP #360222
150 Westchester Avenue, Port Chester
September 26, 2024

PID DATA						
Upwind			Downwind			
Time	Concentration (ppm)	15-Min Avg Concentration (ppm)	Time	Concentration (ppm)	15-Min Avg Concentration (ppm)	Exceeds VOC Alarm Limit
14:28	0.3	0.2	14:28	0.0	0.0	-
14:29	0.3	0.2	14:29	0.0	0.0	-
14:30	0.3	0.2	14:30	0.0	0.0	-
14:31	0.3	0.2	14:31	0.0	0.0	-
14:32	0.4	0.2	14:32	0.0	0.0	-
14:33	0.4	0.3	14:33	0.0	0.0	-
14:34	0.4	0.3	14:34	0.0	0.0	-
14:35	0.3	0.3	14:35	0.0	0.0	-
14:36	0.3	0.3	14:36	0.0	0.0	-
14:37	0.3	0.3	14:37	0.0	0.0	-
14:38	0.3	0.3	14:38	0.0	0.0	-
14:39	0.4	0.3	14:39	0.0	0.0	-
14:40	0.4	0.3	14:40	0.0	0.0	-
14:41	0.4	0.3	14:41	0.0	0.0	-
14:42	0.4	0.3	14:42	0.0	0.0	-
14:43	0.4	0.3	14:43	0.0	0.0	-
14:44	0.4	0.4	14:44	0.0	0.0	-
14:45	0.5	0.4	14:45	0.0	0.0	-
14:46	0.5	0.4	14:46	0.0	0.0	-
14:47	0.5	0.4	14:47	0.0	0.0	-
14:48	0.6	0.4	14:48	0.0	0.0	-
14:49	0.6	0.4	14:49	0.0	0.0	-
14:50	0.6	0.4	14:50	0.0	0.0	-
14:51	0.6	0.5	14:51	0.0	0.0	-
14:52	0.6	0.5	14:52	0.0	0.0	-
14:53	0.5	0.5	14:53	0.0	0.0	-
14:54	0.4	0.5	14:54	0.0	0.0	-
14:55	0.4	0.5	14:55	0.0	0.0	-
14:56	0.3	0.5	14:56	0.0	0.0	-
14:57	0.4	0.5	14:57	0.0	0.0	-
14:58	0.5	0.5	14:58	0.0	0.0	-
14:59	0.4	0.5	14:59	0.0	0.0	-
15:00	0.3	0.5	15:00	0.0	0.0	-
15:01	0.3	0.5	15:01	0.0	0.0	-
15:02	0.2	0.4	15:02	0.0	0.0	-
15:03	0.2	0.4	15:03	0.0	0.0	-
15:04	0.3	0.4	15:04	0.0	0.0	-
15:05	0.3	0.4	15:05	0.0	0.0	-
15:06	0.4	0.4	15:06	0.0	0.0	-
15:07	0.4	0.4	15:07	0.0	0.0	-
15:08	0.4	0.4	15:08	0.0	0.0	-
15:09	0.4	0.3	15:09	0.0	0.0	-
15:10	0.3	0.3	15:10	0.0	0.0	-
15:11	0.2	0.3	15:11	0.0	0.0	-
15:12	0.2	0.3	15:12	0.0	0.0	-
15:13	0.1	0.3	15:13	0.0	0.0	-
15:14	0.1	0.3	15:14	0.0	0.0	-
15:15	0.2	0.3	15:15	0.0	0.0	-
15:16	0.1	0.3	15:16	0.0	0.0	-

Grand Union Bowling Alley Site
BCP #360222
150 Westchester Avenue, Port Chester
September 26, 2024

PID DATA						
Upwind			Downwind			
Time	Concentration (ppm)	15-Min Avg Concentration (ppm)	Time	Concentration (ppm)	15-Min Avg Concentration (ppm)	Exceeds VOC Alarm Limit
15:17	0.1	0.2	15:17	0.0	0.0	-
15:18	0.1	0.2	15:18	0.0	0.0	-
15:19	0.1	0.2	15:19	0.0	0.0	-
15:20	0.0	0.2	15:20	0.0	0.0	-
15:21	0.0	0.2	15:21	0.0	0.0	-
15:22	0.0	0.2	15:22	0.0	0.0	-
15:23	0.0	0.1	15:23	0.0	0.0	-
15:24	0.1	0.1	15:24	0.0	0.0	-
15:25	0.1	0.1	15:25	0.0	0.0	-
15:26	0.1	0.1	15:26	0.0	0.0	-
15:27	0.1	0.1	15:27	0.0	0.0	-
15:28	0.0	0.1	15:28	0.0	0.0	-
15:29	0.0	0.1	15:29	0.0	0.0	-
15:30	0.0	0.1	15:30	0.0	0.0	-
15:31	0.0	0.1	15:31	0.0	0.0	-
15:32	0.0	0.0	15:32	0.0	0.0	-
15:33	0.0	0.0	15:33	0.0	0.0	-
15:34	0.0	0.0	15:34	0.0	0.0	-
15:35	0.0	0.0	15:35	0.0	0.0	-
15:36	0.0	0.0	15:36	0.0	0.0	-
15:37	0.0	0.0	15:37	0.0	0.0	-
15:38	0.0	0.0	15:38	0.0	0.0	-
15:39	0.0	0.0	15:39	0.0	0.0	-
15:40	0.1	0.0	15:40	0.0	0.0	-
15:41	0.1	0.0	15:41	0.0	0.0	-

SESI CONSULTING ENGINEERS

959 US-46 Floor 3, Suite 300 - Parsippany-Troy Hills, NJ

DAILY AIR MONITORING REPORT
150 Westchester Avenue
Port Chester, New York

09/27/2024

Rev. No. 0	Page 1 of 2
Project Number: 11895A	
Dust Action Level	150 µg/m^3
VOC Action Level	5 ppm

Weather Data Range for Work Day		Wind Direction	E	Relative Humidity (%)	63.0 - 89.0	Daily Rain Total (in)	0.00	Readings in the summary table and graphs below are the reported downwind concentrations.
Temperature (°F)	64.0 - 74.0	Wind Speed (MPH)	1.1 - 6.4	Barometer (inHg)	30.00 - 30.00	Avg. Dew Point Temp (°F)	61.7	

Station Location	Daily Avg. Dust Concentration (µg/m^3)	Max 15-Min Dust Concentration (µg/m^3)	Time of Max Dust Reading	Daily Avg. VOC Concentration (ppm)	Max 15-Min VOC Concentration (ppm)	Time of Max VOC Reading
Upwind	6.0	42.8	10:17	0.0	0.0	9:05
Downwind	14.4	39.2	9:12	0.0	0.0	9:12

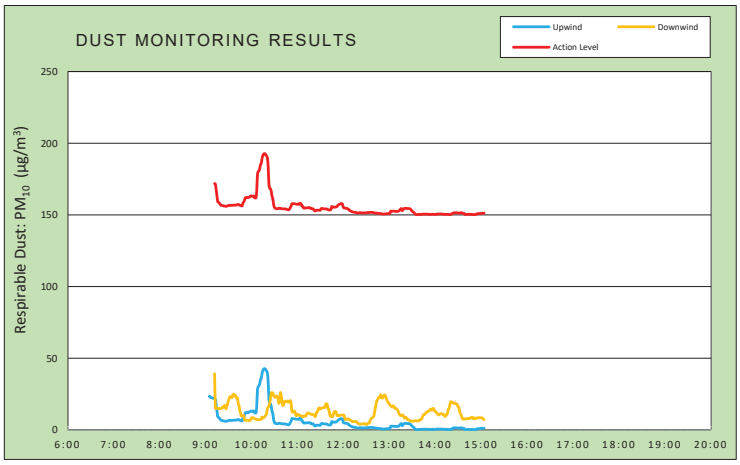

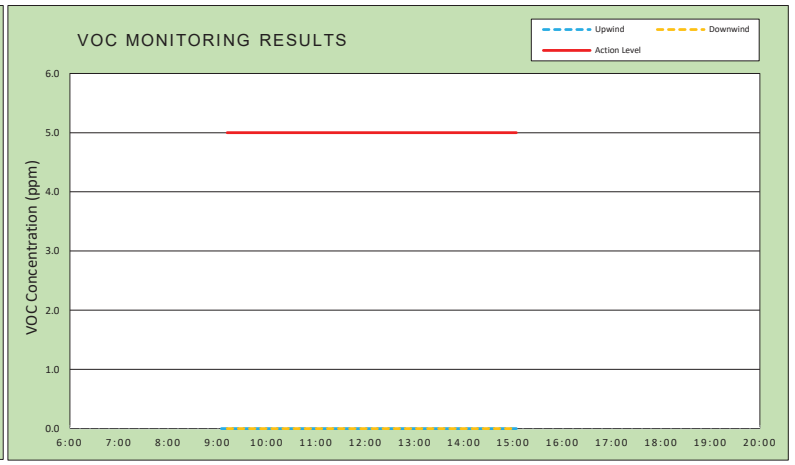

Air Monitoring Notes:

Weather Notes:

EMILCOTT
A Triumvirate Environmental Company

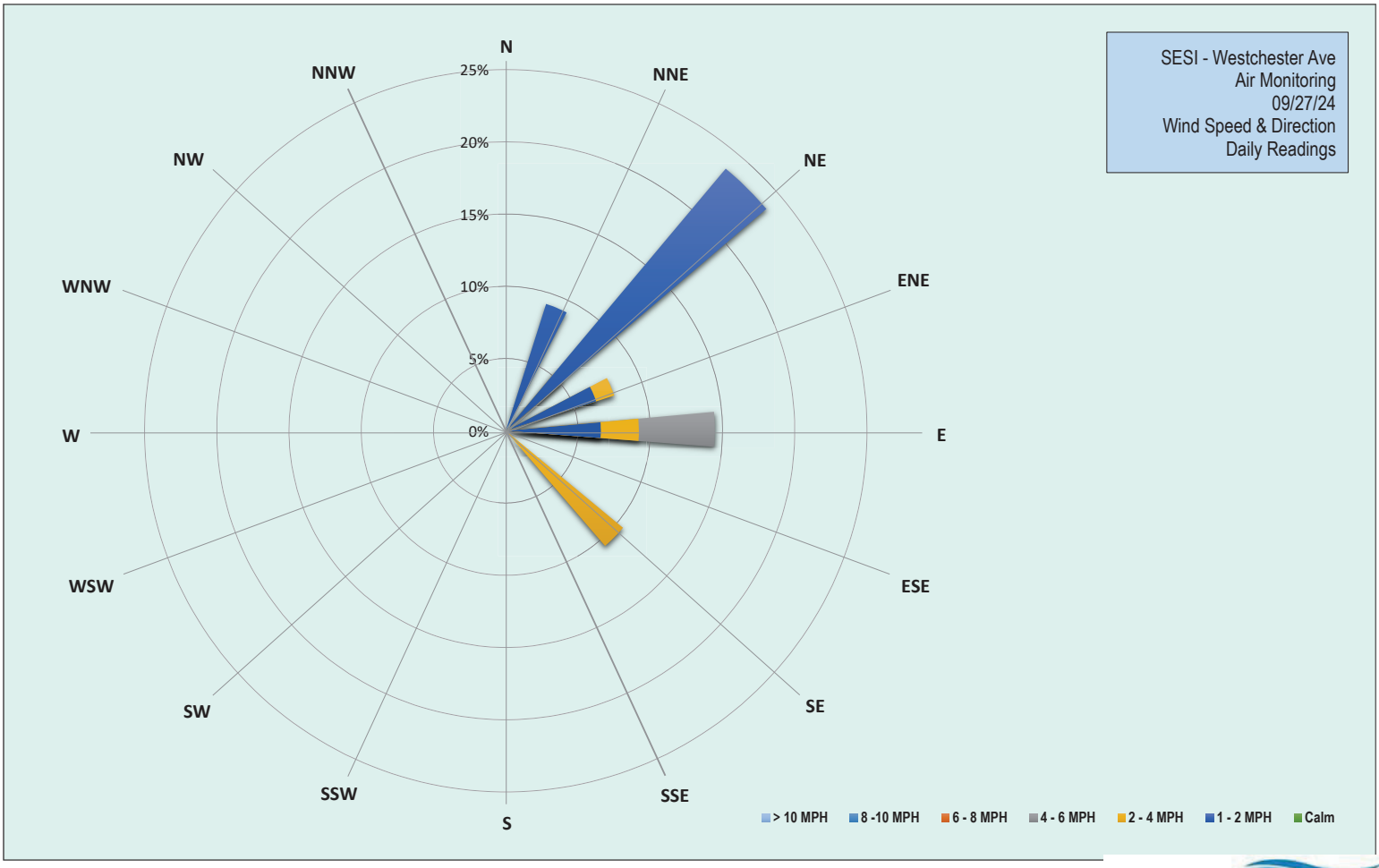

EMILCOTT
A Triumvirate Environmental Company

Grand Union Bowling Alley Site
BCP #360222
150 Westchester Avenue, Port Chester
September 27, 2024

Friday, September 27, 2024						
Number of Instances Where Downwind Particulates Exceeds Upwind Particulate + 150 =						0
Number of Comparable Data Points =						353
Start Time:						8:50
End Time:						15:04
PARTICULATE DATA						
Upwind			Downwind			Exceeds Particulate Alarm Limit
Time	Concentration (ug/m^3)	15-Min Avg Concentration (ug/m^3)	Time	Concentration (ug/m^3)	15-Min Avg Concentration (ug/m^3)	
8:50	10.0	-	8:50	-	-	-
8:51	9.5	-	8:51	-	-	-
8:52	19.0	-	8:52	-	-	-
8:53	10.3	-	8:53	-	-	-
8:54	9.8	-	8:54	-	-	-
8:55	9.3	-	8:55	-	-	-
8:56	9.0	-	8:56	-	-	-
8:57	9.8	-	8:57	387.0	-	-
8:58	9.3	-	8:58	391.8	-	-
8:59	62.5	-	8:59	11.0	-	-
9:00	67.0	-	9:00	13.5	-	-
9:01	70.5	-	9:01	21.3	-	-
9:02	18.0	-	9:02	15.5	-	-
9:03	13.5	-	9:03	9.5	-	-
9:04	14.8	-	9:04	8.5	-	-
9:05	18.5	23.4	9:05	9.0	-	-
9:06	8.8	23.3	9:06	10.8	-	-
9:07	8.0	22.6	9:07	9.8	-	-
9:08	8.5	22.5	9:08	10.0	-	-
9:09	7.8	22.3	9:09	9.3	-	-
9:10	7.0	22.2	9:10	9.5	-	-
9:11	6.8	22.0	9:11	25.3	-	-
9:12	7.0	21.9	9:12	33.5	39.2	-
9:13	6.0	21.6	9:13	27.5	14.9	-
9:14	5.3	17.8	9:14	17.5	15.4	-
9:15	6.8	13.8	9:15	14.8	15.4	-
9:16	6.3	9.5	9:16	17.3	15.2	-
9:17	6.8	8.8	9:17	10.5	14.8	-
9:18	7.0	8.3	9:18	9.0	14.8	-
9:19	5.8	7.7	9:19	10.0	14.9	-
9:20	6.0	6.9	9:20	7.8	14.8	-
9:21	5.8	6.7	9:21	15.8	15.2	-
9:22	5.8	6.6	9:22	20.5	15.9	-
9:23	6.0	6.4	9:23	11.8	16.0	-
9:24	6.0	6.3	9:24	5.8	15.8	-
9:25	6.0	6.2	9:25	29.3	17.1	-
9:26	5.5	6.1	9:26	15.3	16.4	-
9:27	5.0	6.0	9:27	6.5	14.6	-
9:28	7.8	6.1	9:28	70.0	17.4	-
9:29	9.3	6.4	9:29	23.0	17.8	-
9:30	9.5	6.6	9:30	56.0	20.6	-

Grand Union Bowling Alley Site
BCP #360222
150 Westchester Avenue, Port Chester
September 27, 2024

PARTICULATE DATA						
Upwind			Downwind			Exceeds Particulate Alarm Limit
Time	Concentration (ug/m^3)	15-Min Avg Concentration (ug/m^3)	Time	Concentration (ug/m^3)	15-Min Avg Concentration (ug/m^3)	
9:31	7.5	6.6	9:31	32.0	21.5	-
9:32	6.0	6.6	9:32	36.5	23.3	-
9:33	8.0	6.7	9:33	6.3	23.1	-
9:34	6.3	6.7	9:34	5.0	22.8	-
9:35	6.8	6.7	9:35	6.5	22.7	-
9:36	6.0	6.8	9:36	49.0	24.9	-
9:37	5.8	6.8	9:37	17.5	24.7	-
9:38	6.5	6.8	9:38	6.0	24.3	-
9:39	7.5	6.9	9:39	6.0	24.3	-
9:40	6.8	6.9	9:40	7.0	22.8	-
9:41	4.8	6.9	9:41	5.8	22.2	-
9:42	9.0	7.2	9:42	6.5	22.2	-
9:43	10.0	7.3	9:43	7.0	18.0	-
9:44	4.5	7.0	9:44	5.3	16.8	-
9:45	5.5	6.7	9:45	5.5	13.5	-
9:46	6.0	6.6	9:46	6.0	11.7	-
9:47	4.0	6.5	9:47	7.3	9.8	-
9:48	4.8	6.3	9:48	5.5	9.7	-
9:49	36.0	8.3	9:49	11.0	10.1	-
9:50	16.3	8.9	9:50	9.5	10.3	-
9:51	25.8	10.2	9:51	5.5	7.4	-
9:52	27.3	11.6	9:52	6.8	6.7	-
9:53	14.8	12.2	9:53	7.0	6.8	-
9:54	8.0	12.2	9:54	7.3	6.9	-
9:55	4.0	12.0	9:55	5.8	6.8	-
9:56	5.8	12.1	9:56	4.3	6.7	-
9:57	13.8	12.4	9:57	6.0	6.6	-
9:58	13.8	12.7	9:58	6.8	6.6	-
9:59	11.8	13.2	9:59	10.8	7.0	-
10:00	6.3	13.2	10:00	27.8	8.5	-
10:01	3.3	13.0	10:01	7.0	8.5	-
10:02	3.8	13.0	10:02	5.8	8.4	-
10:03	8.8	13.3	10:03	4.8	8.4	-
10:04	17.3	12.0	10:04	4.5	8.0	-
10:05	15.5	12.0	10:05	4.5	7.6	-
10:06	24.3	11.9	10:06	4.5	7.6	-
10:07	92.8	16.2	10:07	4.3	7.4	-
10:08	192.3	28.1	10:08	4.5	7.2	-
10:09	40.5	30.2	10:09	6.3	7.2	-
10:10	12.3	30.8	10:10	6.5	7.2	-
10:11	30.3	32.4	10:11	5.0	7.3	-
10:12	54.3	35.1	10:12	6.5	7.3	-
10:13	27.8	36.1	10:13	14.3	7.8	-
10:14	61.3	39.4	10:14	29.8	9.1	-
10:15	37.3	41.4	10:15	15.3	8.2	-
10:16	18.0	42.4	10:16	14.8	8.7	-
10:17	9.3	42.8	10:17	7.8	8.9	-
10:18	6.8	42.6	10:18	15.5	9.6	-

Grand Union Bowling Alley Site
BCP #360222
150 Westchester Avenue, Port Chester
September 27, 2024

PARTICULATE DATA						
Upwind			Downwind			Exceeds Particulate Alarm Limit
Time	Concentration (ug/m^3)	15-Min Avg Concentration (ug/m^3)	Time	Concentration (ug/m^3)	15-Min Avg Concentration (ug/m^3)	
10:19	4.5	41.8	10:19	18.5	10.5	-
10:20	4.0	41.0	10:20	19.8	11.5	-
10:21	2.5	39.6	10:21	57.5	15.1	-
10:22	4.0	33.7	10:22	17.8	16.0	-
10:23	3.3	21.1	10:23	14.5	16.6	-
10:24	6.8	18.8	10:24	40.0	18.9	-
10:25	3.3	18.2	10:25	53.0	22.0	-
10:26	4.0	16.5	10:26	63.5	25.9	-
10:27	3.5	13.1	10:27	8.5	26.0	-
10:28	3.5	11.5	10:28	10.8	25.8	-
10:29	4.3	7.7	10:29	4.3	24.1	-
10:30	3.5	5.4	10:30	5.0	23.4	-
10:31	7.5	4.7	10:31	5.5	22.8	-
10:32	5.8	4.5	10:32	10.0	22.9	-
10:33	5.5	4.4	10:33	28.8	23.8	-
10:34	3.0	4.3	10:34	4.5	22.9	-
10:35	6.3	4.4	10:35	5.5	21.9	-
10:36	6.3	4.7	10:36	6.3	18.5	-
10:37	3.0	4.6	10:37	54.3	21.0	-
10:38	3.0	4.6	10:38	91.3	26.1	-
10:39	3.3	4.4	10:39	10.8	24.1	-
10:40	2.8	4.3	10:40	5.0	20.9	-
10:41	2.8	4.3	10:41	5.5	17.1	-
10:42	3.0	4.2	10:42	14.0	17.4	-
10:43	3.8	4.2	10:43	37.8	19.2	-
10:44	3.8	4.2	10:44	16.3	20.0	-
10:45	3.0	4.2	10:45	5.0	20.0	-
10:46	3.8	3.9	10:46	4.5	20.0	-
10:47	3.3	3.8	10:47	14.3	20.2	-
10:48	3.0	3.6	10:48	16.3	19.4	-
10:49	4.3	3.7	10:49	6.3	19.5	-
10:50	13.5	4.2	10:50	8.8	19.7	-
10:51	23.8	5.3	10:51	18.8	20.6	-
10:52	16.5	6.2	10:52	18.8	18.2	-
10:53	27.5	7.9	10:53	8.8	12.7	-
10:54	3.8	7.9	10:54	6.0	12.4	-
10:55	2.5	7.9	10:55	9.8	12.7	-
10:56	1.5	7.8	10:56	12.3	13.2	-
10:57	2.0	7.7	10:57	8.0	12.8	-
10:58	2.5	7.6	10:58	5.3	10.6	-
10:59	2.0	7.5	10:59	5.8	9.9	-
11:00	3.0	7.5	11:00	17.3	10.7	-
11:01	1.8	7.4	11:01	7.5	10.9	-
11:02	2.0	7.3	11:02	10.0	10.6	-
11:03	14.8	8.1	11:03	6.5	10.0	-
11:04	4.3	8.1	11:04	5.3	9.9	-
11:05	6.3	7.6	11:05	8.5	9.9	-
11:06	4.3	6.3	11:06	15.8	9.7	-

Grand Union Bowling Alley Site
BCP #360222
150 Westchester Avenue, Port Chester
September 27, 2024

PARTICULATE DATA						
Upwind			Downwind			Exceeds Particulate Alarm Limit
Time	Concentration (ug/m^3)	15-Min Avg Concentration (ug/m^3)	Time	Concentration (ug/m^3)	15-Min Avg Concentration (ug/m^3)	
11:07	14.5	6.2	11:07	9.3	9.1	-
11:08	8.5	4.9	11:08	17.8	9.7	-
11:09	2.8	4.8	11:09	5.3	9.6	-
11:10	2.0	4.8	11:10	14.3	9.9	-
11:11	3.8	5.0	11:11	8.0	9.6	-
11:12	2.0	5.0	11:12	21.5	10.5	-
11:13	1.5	4.9	11:13	22.3	11.7	-
11:14	4.3	5.0	11:14	8.8	11.9	-
11:15	2.8	5.0	11:15	15.8	11.8	-
11:16	1.0	5.0	11:16	3.8	11.5	-
11:17	2.3	5.0	11:17	3.5	11.1	-
11:18	4.5	4.3	11:18	4.3	10.9	-
11:19	5.3	4.4	11:19	4.0	10.8	-
11:20	5.0	4.3	11:20	6.0	10.7	-
11:21	2.0	4.1	11:21	16.0	10.7	-
11:22	1.5	3.3	11:22	4.0	10.3	-
11:23	2.0	2.8	11:23	4.3	9.4	-
11:24	3.5	2.9	11:24	7.0	9.6	-
11:25	8.3	3.3	11:25	53.8	12.2	-
11:26	3.8	3.3	11:26	11.8	12.4	-
11:27	2.5	3.3	11:27	40.5	13.7	-
11:28	0.5	3.3	11:28	45.5	15.3	-
11:29	4.5	3.3	11:29	8.8	15.3	-
11:30	1.0	3.2	11:30	4.5	14.5	-
11:31	15.0	4.1	11:31	13.0	15.1	-
11:32	9.3	4.6	11:32	7.0	15.4	-
11:33	3.8	4.5	11:33	6.5	15.5	-
11:34	2.5	4.3	11:34	5.0	15.6	-
11:35	3.0	4.2	11:35	6.5	15.6	-
11:36	1.5	4.2	11:36	17.8	15.7	-
11:37	1.8	4.2	11:37	37.0	17.9	-
11:38	2.0	4.2	11:38	9.0	18.2	-
11:39	1.0	4.0	11:39	5.8	18.2	-
11:40	3.3	3.7	11:40	8.5	15.1	-
11:41	0.5	3.5	11:41	3.8	14.6	-
11:42	1.5	3.4	11:42	5.0	12.2	-
11:43	3.5	3.6	11:43	6.5	9.6	-
11:44	6.0	3.7	11:44	8.8	9.6	-
11:45	33.3	5.9	11:45	5.0	9.7	-
11:46	12.5	5.7	11:46	4.8	9.1	-
11:47	5.3	5.4	11:47	31.5	10.8	-
11:48	4.5	5.5	11:48	31.5	12.4	-
11:49	2.3	5.5	11:49	11.3	12.8	-
11:50	3.0	5.5	11:50	7.8	12.9	-
11:51	4.8	5.7	11:51	5.8	12.1	-
11:52	6.3	6.0	11:52	5.5	10.0	-
11:53	11.5	6.6	11:53	8.5	10.0	-
11:54	9.3	7.2	11:54	9.3	10.2	-

Grand Union Bowling Alley Site
BCP #360222
150 Westchester Avenue, Port Chester
September 27, 2024

PARTICULATE DATA						
Upwind			Downwind			Exceeds Particulate Alarm Limit
Time	Concentration (ug/m^3)	15-Min Avg Concentration (ug/m^3)	Time	Concentration (ug/m^3)	15-Min Avg Concentration (ug/m^3)	
11:55	7.3	7.4	11:55	5.8	10.0	-
11:56	4.8	7.7	11:56	7.3	10.3	-
11:57	4.3	7.9	11:57	6.3	10.4	-
11:58	3.3	7.9	11:58	7.8	10.4	-
11:59	2.5	7.6	11:59	8.0	10.4	-
12:00	2.0	5.6	12:00	5.5	10.4	-
12:01	2.5	4.9	12:01	3.5	10.3	-
12:02	3.8	4.8	12:02	3.5	8.5	-
12:03	3.0	4.7	12:03	13.0	7.2	-
12:04	1.5	4.6	12:04	13.5	7.4	-
12:05	0.5	4.5	12:05	9.5	7.5	-
12:06	0.5	4.2	12:06	8.5	7.7	-
12:07	2.5	3.9	12:07	4.8	7.6	-
12:08	1.8	3.3	12:08	3.0	7.3	-
12:09	4.5	3.0	12:09	2.0	6.8	-
12:10	2.8	2.7	12:10	2.8	6.6	-
12:11	0.5	2.4	12:11	2.0	6.2	-
12:12	1.0	2.2	12:12	2.8	6.0	-
12:13	0.8	2.0	12:13	3.3	5.7	-
12:14	0.8	1.9	12:14	11.8	6.0	-
12:15	2.0	1.9	12:15	4.5	5.9	-
12:16	0.5	1.8	12:16	4.0	5.9	-
12:17	1.3	1.6	12:17	3.3	5.9	-
12:18	1.5	1.5	12:18	4.5	5.3	-
12:19	0.0	1.4	12:19	4.8	4.8	-
12:20	0.5	1.4	12:20	3.5	4.4	-
12:21	2.0	1.5	12:21	4.8	4.1	-
12:22	3.5	1.6	12:22	4.0	4.1	-
12:23	2.0	1.6	12:23	3.0	4.1	-
12:24	1.3	1.4	12:24	3.8	4.2	-
12:25	1.8	1.3	12:25	3.3	4.2	-
12:26	2.8	1.4	12:26	3.8	4.3	-
12:27	0.3	1.4	12:27	4.0	4.4	-
12:28	1.5	1.4	12:28	4.3	4.5	-
12:29	1.0	1.5	12:29	3.3	3.9	-
12:30	1.8	1.4	12:30	3.8	3.9	-
12:31	3.5	1.6	12:31	4.3	3.9	-
12:32	1.8	1.7	12:32	13.5	4.6	-
12:33	1.3	1.7	12:33	7.8	4.8	-
12:34	0.3	1.7	12:34	4.5	4.8	-
12:35	2.0	1.8	12:35	27.8	6.4	-
12:36	2.0	1.8	12:36	22.8	7.6	-
12:37	3.3	1.8	12:37	12.3	8.1	-
12:38	2.0	1.8	12:38	9.0	8.5	-
12:39	0.0	1.7	12:39	10.3	9.0	-
12:40	0.0	1.6	12:40	16.0	9.8	-
12:41	0.3	1.4	12:41	42.0	12.4	-
12:42	0.0	1.4	12:42	52.3	15.6	-

Grand Union Bowling Alley Site
BCP #360222
150 Westchester Avenue, Port Chester
September 27, 2024

PARTICULATE DATA						
Upwind			Downwind			Exceeds Particulate Alarm Limit
Time	Concentration (ug/m^3)	15-Min Avg Concentration (ug/m^3)	Time	Concentration (ug/m^3)	15-Min Avg Concentration (ug/m^3)	
12:43	0.3	1.3	12:43	44.8	18.3	-
12:44	0.5	1.3	12:44	33.5	20.3	-
12:45	0.5	1.2	12:45	17.0	21.2	-
12:46	0.8	1.0	12:46	25.0	22.6	-
12:47	2.3	1.0	12:47	10.5	22.4	-
12:48	0.5	1.0	12:48	16.0	22.9	-
12:49	0.3	1.0	12:49	31.5	24.7	-
12:50	0.0	0.8	12:50	5.0	23.2	-
12:51	0.3	0.7	12:51	6.5	22.1	-
12:52	1.3	0.6	12:52	25.0	23.0	-
12:53	2.8	0.6	12:53	16.8	23.5	-
12:54	0.8	0.7	12:54	25.5	24.5	-
12:55	1.0	0.8	12:55	9.8	24.1	-
12:56	0.8	0.8	12:56	16.8	22.4	-
12:57	0.8	0.8	12:57	33.3	21.1	-
12:58	0.0	0.8	12:58	23.8	19.7	-
12:59	1.5	0.9	12:59	22.5	19.0	-
13:00	2.0	1.0	13:00	10.5	18.6	-
13:01	1.0	1.0	13:01	8.0	17.4	-
13:02	26.8	2.6	13:02	5.0	17.1	-
13:03	0.0	2.6	13:03	4.8	16.3	-
13:04	0.3	2.6	13:04	26.5	16.0	-
13:05	0.3	2.6	13:05	17.5	16.8	-
13:06	0.5	2.6	13:06	5.0	16.7	-
13:07	0.3	2.6	13:07	4.0	15.3	-
13:08	1.3	2.5	13:08	15.3	15.2	-
13:09	1.3	2.5	13:09	17.5	14.7	-
13:10	0.5	2.5	13:10	10.3	14.7	-
13:11	0.8	2.5	13:11	5.3	13.9	-
13:12	2.0	2.6	13:12	15.0	12.7	-
13:13	6.0	3.0	13:13	6.5	11.6	-
13:14	10.5	3.6	13:14	5.0	10.4	-
13:15	9.5	4.1	13:15	5.3	10.1	-
13:16	7.3	4.5	13:16	9.5	10.2	-
13:17	3.8	2.9	13:17	8.5	10.4	-
13:18	10.3	3.6	13:18	6.0	10.5	-
13:19	9.8	4.3	13:19	5.3	9.1	-
13:20	4.5	4.5	13:20	5.0	8.2	-
13:21	0.8	4.6	13:21	8.5	8.5	-
13:22	1.0	4.6	13:22	9.3	8.8	-
13:23	0.0	4.5	13:23	5.0	8.1	-
13:24	0.0	4.4	13:24	5.3	7.3	-
13:25	0.3	4.4	13:25	5.8	7.0	-
13:26	1.5	4.5	13:26	6.5	7.1	-
13:27	0.0	4.3	13:27	4.3	6.4	-
13:28	0.0	3.9	13:28	3.8	6.2	-
13:29	0.0	3.2	13:29	4.8	6.2	-
13:30	0.0	2.6	13:30	6.0	6.2	-

Grand Union Bowling Alley Site
BCP #360222
150 Westchester Avenue, Port Chester
September 27, 2024

PARTICULATE DATA						
Upwind			Downwind			Exceeds Particulate Alarm Limit
Time	Concentration (ug/m^3)	15-Min Avg Concentration (ug/m^3)	Time	Concentration (ug/m^3)	15-Min Avg Concentration (ug/m^3)	
13:31	0.0	2.1	13:31	6.3	6.0	-
13:32	0.0	1.9	13:32	11.3	6.2	-
13:33	0.5	1.2	13:33	8.8	6.4	-
13:34	0.5	0.6	13:34	5.5	6.4	-
13:35	0.0	0.3	13:35	5.3	6.4	-
13:36	0.0	0.3	13:36	7.8	6.4	-
13:37	1.0	0.3	13:37	9.0	6.3	-
13:38	1.0	0.3	13:38	4.3	6.3	-
13:39	1.3	0.4	13:39	5.8	6.3	-
13:40	0.0	0.4	13:40	18.8	7.2	-
13:41	0.3	0.3	13:41	5.0	7.1	-
13:42	1.0	0.4	13:42	12.0	7.6	-
13:43	1.5	0.5	13:43	12.0	8.2	-
13:44	0.5	0.5	13:44	29.0	9.8	-
13:45	0.8	0.6	13:45	20.0	10.7	-
13:46	0.0	0.6	13:46	5.5	10.7	-
13:47	0.0	0.6	13:47	19.3	11.2	-
13:48	0.0	0.5	13:48	22.5	12.1	-
13:49	0.3	0.5	13:49	8.3	12.3	-
13:50	0.0	0.5	13:50	13.3	12.8	-
13:51	0.0	0.5	13:51	10.5	13.0	-
13:52	0.0	0.4	13:52	13.8	13.3	-
13:53	0.0	0.4	13:53	10.5	13.7	-
13:54	0.3	0.3	13:54	18.8	14.6	-
13:55	1.0	0.4	13:55	8.3	13.9	-
13:56	2.8	0.5	13:56	4.3	13.9	-
13:57	0.0	0.5	13:57	28.3	14.9	-
13:58	0.8	0.4	13:58	12.8	15.0	-
13:59	0.3	0.4	13:59	10.8	13.8	-
14:00	0.0	0.4	14:00	4.5	12.7	-
14:01	0.0	0.4	14:01	6.0	12.8	-
14:02	3.8	0.6	14:02	6.5	11.9	-
14:03	0.5	0.6	14:03	10.5	11.1	-
14:04	0.0	0.6	14:04	6.8	11.0	-
14:05	0.0	0.6	14:05	4.8	10.5	-
14:06	0.0	0.6	14:06	19.8	11.1	-
14:07	0.0	0.6	14:07	18.0	11.4	-
14:08	0.5	0.7	14:08	11.8	11.4	-
14:09	0.3	0.7	14:09	15.0	11.2	-
14:10	0.0	0.6	14:10	4.5	10.9	-
14:11	0.0	0.4	14:11	4.5	11.0	-
14:12	0.5	0.4	14:12	12.5	9.9	-
14:13	0.3	0.4	14:13	6.3	9.5	-
14:14	0.5	0.4	14:14	12.8	9.6	-
14:15	0.8	0.5	14:15	25.3	11.0	-
14:16	0.0	0.5	14:16	9.0	11.2	-
14:17	1.3	0.3	14:17	47.5	13.9	-
14:18	0.0	0.3	14:18	26.0	15.0	-

Grand Union Bowling Alley Site
BCP #360222
150 Westchester Avenue, Port Chester
September 27, 2024

PARTICULATE DATA						
Upwind			Downwind			Exceeds Particulate Alarm Limit
Time	Concentration (ug/m^3)	15-Min Avg Concentration (ug/m^3)	Time	Concentration (ug/m^3)	15-Min Avg Concentration (ug/m^3)	
14:19	0.0	0.3	14:19	33.0	16.7	-
14:20	0.0	0.3	14:20	44.5	19.4	-
14:21	5.3	0.6	14:21	25.8	19.8	-
14:22	3.5	0.9	14:22	12.5	19.4	-
14:23	0.0	0.8	14:23	6.3	19.0	-
14:24	8.8	1.4	14:24	9.3	18.6	-
14:25	1.8	1.5	14:25	5.8	18.7	-
14:26	0.0	1.5	14:26	6.3	18.8	-
14:27	0.0	1.5	14:27	3.5	18.2	-
14:28	0.0	1.5	14:28	5.0	18.2	-
14:29	0.0	1.4	14:29	4.8	17.6	-
14:30	0.0	1.4	14:30	3.0	16.1	-
14:31	0.0	1.4	14:31	4.0	15.8	-
14:32	0.8	1.3	14:32	4.0	12.9	-
14:33	1.3	1.4	14:33	6.0	11.6	-
14:34	1.0	1.5	14:34	18.8	10.6	-
14:35	0.0	1.5	14:35	17.5	8.8	-
14:36	0.0	1.1	14:36	8.8	7.7	-
14:37	0.8	1.0	14:37	9.3	7.5	-
14:38	0.5	1.0	14:38	10.5	7.8	-
14:39	0.3	0.4	14:39	7.5	7.6	-
14:40	0.0	0.3	14:40	6.5	7.7	-
14:41	1.0	0.4	14:41	6.0	7.7	-
14:42	0.8	0.4	14:42	7.8	8.0	-
14:43	0.0	0.4	14:43	5.8	8.0	-
14:44	0.0	0.4	14:44	4.3	8.0	-
14:45	0.3	0.4	14:45	4.8	8.1	-
14:46	0.0	0.4	14:46	5.8	8.2	-
14:47	0.0	0.4	14:47	9.3	8.6	-
14:48	0.0	0.3	14:48	12.3	9.0	-
14:49	0.3	0.3	14:49	9.0	8.3	-
14:50	0.5	0.3	14:50	11.0	7.9	-
14:51	0.3	0.3	14:51	17.3	8.5	-
14:52	0.0	0.3	14:52	5.5	8.2	-
14:53	0.3	0.2	14:53	6.5	7.9	-
14:54	6.0	0.6	14:54	10.3	8.1	-
14:55	1.8	0.7	14:55	10.0	8.4	-
14:56	4.0	0.9	14:56	10.0	8.6	-
14:57	0.3	0.9	14:57	6.0	8.5	-
14:58	0.5	0.9	14:58	5.0	8.5	-
14:59	0.5	1.0	14:59	5.5	8.5	-
15:00	1.8	1.1	15:00	5.0	8.6	-
15:01	0.5	1.1	15:01	4.8	8.5	-
15:02	1.3	1.2	15:02	3.8	8.1	-
15:03	0.0	1.2	15:03	3.5	7.5	-
15:04	0.5	1.2	15:04	3.0	7.1	-

Grand Union Bowling Alley Site
BCP #360222
150 Westchester Avenue, Port Chester
September 27, 2024

Friday, September 27, 2024						
Number of Instances Where Downwind VOCs Exceeds Upwind VOCs + 5 =						0
Number of Comparable Data Points =						353
Start Time:						8:50
End Time:						15:04
PID DATA						
Upwind			Downwind			Exceeds VOC Alarm Limit
Time	Concentration (ppm)	15-Min Avg Concentration (ppm)	Time	Concentration (ppm)	15-Min Avg Concentration (ppm)	
8:50	0.0	-	8:50	-	-	-
8:51	0.0	-	8:51	-	-	-
8:52	0.0	-	8:52	-	-	-
8:53	0.0	-	8:53	-	-	-
8:54	0.0	-	8:54	-	-	-
8:55	0.0	-	8:55	-	-	-
8:56	0.0	-	8:56	-	-	-
8:57	0.0	-	8:57	0.0	-	-
8:58	0.0	-	8:58	0.0	-	-
8:59	0.0	-	8:59	0.0	-	-
9:00	0.0	-	9:00	0.0	-	-
9:01	0.0	-	9:01	0.0	-	-
9:02	0.0	-	9:02	0.0	-	-
9:03	0.0	-	9:03	0.0	-	-
9:04	0.0	-	9:04	0.0	-	-
9:05	0.0	0.0	9:05	0.0	-	-
9:06	0.0	0.0	9:06	0.0	-	-
9:07	0.0	0.0	9:07	0.0	-	-
9:08	0.0	0.0	9:08	0.0	-	-
9:09	0.0	0.0	9:09	0.0	-	-
9:10	0.0	0.0	9:10	0.0	-	-
9:11	0.0	0.0	9:11	0.0	-	-
9:12	0.0	0.0	9:12	0.0	0.0	-
9:13	0.0	0.0	9:13	0.0	0.0	-
9:14	0.0	0.0	9:14	0.0	0.0	-
9:15	0.0	0.0	9:15	0.0	0.0	-
9:16	0.0	0.0	9:16	0.0	0.0	-
9:17	0.0	0.0	9:17	0.0	0.0	-
9:18	0.0	0.0	9:18	0.0	0.0	-
9:19	0.0	0.0	9:19	0.0	0.0	-
9:20	0.0	0.0	9:20	0.0	0.0	-
9:21	0.0	0.0	9:21	0.0	0.0	-
9:22	0.0	0.0	9:22	0.0	0.0	-
9:23	0.0	0.0	9:23	0.0	0.0	-
9:24	0.0	0.0	9:24	0.0	0.0	-
9:25	0.0	0.0	9:25	0.0	0.0	-
9:26	0.0	0.0	9:26	0.0	0.0	-
9:27	0.0	0.0	9:27	0.0	0.0	-
9:28	0.0	0.0	9:28	0.0	0.0	-
9:29	0.0	0.0	9:29	0.0	0.0	-
9:30	0.0	0.0	9:30	0.0	0.0	-
9:31	0.0	0.0	9:31	0.0	0.0	-
9:32	0.0	0.0	9:32	0.0	0.0	-

Grand Union Bowling Alley Site
BCP #360222
150 Westchester Avenue, Port Chester
September 27, 2024

PID DATA						
Upwind			Downwind			Exceeds VOC Alarm Limit
Time	Concentration (ppm)	15-Min Avg Concentration (ppm)	Time	Concentration (ppm)	15-Min Avg Concentration (ppm)	
9:33	0.0	0.0	9:33	0.0	0.0	-
9:34	0.0	0.0	9:34	0.0	0.0	-
9:35	0.0	0.0	9:35	0.0	0.0	-
9:36	0.0	0.0	9:36	0.0	0.0	-
9:37	0.0	0.0	9:37	0.0	0.0	-
9:38	0.0	0.0	9:38	0.0	0.0	-
9:39	0.0	0.0	9:39	0.0	0.0	-
9:40	0.0	0.0	9:40	0.0	0.0	-
9:41	0.0	0.0	9:41	0.0	0.0	-
9:42	0.0	0.0	9:42	0.0	0.0	-
9:43	0.0	0.0	9:43	0.0	0.0	-
9:44	0.0	0.0	9:44	0.0	0.0	-
9:45	0.0	0.0	9:45	0.0	0.0	-
9:46	0.0	0.0	9:46	0.0	0.0	-
9:47	0.0	0.0	9:47	0.0	0.0	-
9:48	0.0	0.0	9:48	0.0	0.0	-
9:49	0.0	0.0	9:49	0.0	0.0	-
9:50	0.0	0.0	9:50	0.0	0.0	-
9:51	0.0	0.0	9:51	0.0	0.0	-
9:52	0.0	0.0	9:52	0.0	0.0	-
9:53	0.0	0.0	9:53	0.0	0.0	-
9:54	0.0	0.0	9:54	0.0	0.0	-
9:55	0.0	0.0	9:55	0.0	0.0	-
9:56	0.0	0.0	9:56	0.0	0.0	-
9:57	0.0	0.0	9:57	0.0	0.0	-
9:58	0.0	0.0	9:58	0.0	0.0	-
9:59	0.0	0.0	9:59	0.0	0.0	-
10:00	0.0	0.0	10:00	0.0	0.0	-
10:01	0.0	0.0	10:01	0.0	0.0	-
10:02	0.0	0.0	10:02	0.0	0.0	-
10:03	0.0	0.0	10:03	0.0	0.0	-
10:04	0.0	0.0	10:04	0.0	0.0	-
10:05	0.0	0.0	10:05	0.0	0.0	-
10:06	0.0	0.0	10:06	0.0	0.0	-
10:07	0.0	0.0	10:07	0.0	0.0	-
10:08	0.0	0.0	10:08	0.0	0.0	-
10:09	0.0	0.0	10:09	0.0	0.0	-
10:10	0.0	0.0	10:10	0.0	0.0	-
10:11	0.0	0.0	10:11	0.0	0.0	-
10:12	0.0	0.0	10:12	0.0	0.0	-
10:13	0.0	0.0	10:13	0.0	0.0	-
10:14	0.0	0.0	10:14	0.0	0.0	-
10:15	0.0	0.0	10:15	0.0	0.0	-
10:16	0.0	0.0	10:16	0.0	0.0	-
10:17	0.0	0.0	10:17	0.0	0.0	-
10:18	0.0	0.0	10:18	0.0	0.0	-
10:19	0.0	0.0	10:19	0.0	0.0	-
10:20	0.0	0.0	10:20	0.0	0.0	-

Grand Union Bowling Alley Site
BCP #360222
150 Westchester Avenue, Port Chester
September 27, 2024

PID DATA						
Upwind			Downwind			
Time	Concentration (ppm)	15-Min Avg Concentration (ppm)	Time	Concentration (ppm)	15-Min Avg Concentration (ppm)	Exceeds VOC Alarm Limit
10:21	0.0	0.0	10:21	0.0	0.0	-
10:22	0.0	0.0	10:22	0.0	0.0	-
10:23	0.0	0.0	10:23	0.0	0.0	-
10:24	0.0	0.0	10:24	0.0	0.0	-
10:25	0.0	0.0	10:25	0.0	0.0	-
10:26	0.0	0.0	10:26	0.0	0.0	-
10:27	0.0	0.0	10:27	0.0	0.0	-
10:28	0.0	0.0	10:28	0.0	0.0	-
10:29	0.0	0.0	10:29	0.0	0.0	-
10:30	0.0	0.0	10:30	0.0	0.0	-
10:31	0.0	0.0	10:31	0.0	0.0	-
10:32	0.0	0.0	10:32	0.0	0.0	-
10:33	0.0	0.0	10:33	0.0	0.0	-
10:34	0.0	0.0	10:34	0.0	0.0	-
10:35	0.0	0.0	10:35	0.0	0.0	-
10:36	0.0	0.0	10:36	0.0	0.0	-
10:37	0.0	0.0	10:37	0.0	0.0	-
10:38	0.0	0.0	10:38	0.0	0.0	-
10:39	0.0	0.0	10:39	0.0	0.0	-
10:40	0.0	0.0	10:40	0.0	0.0	-
10:41	0.0	0.0	10:41	0.0	0.0	-
10:42	0.0	0.0	10:42	0.0	0.0	-
10:43	0.0	0.0	10:43	0.0	0.0	-
10:44	0.0	0.0	10:44	0.0	0.0	-
10:45	0.0	0.0	10:45	0.0	0.0	-
10:46	0.0	0.0	10:46	0.0	0.0	-
10:47	0.0	0.0	10:47	0.0	0.0	-
10:48	0.0	0.0	10:48	0.0	0.0	-
10:49	0.0	0.0	10:49	0.0	0.0	-
10:50	0.0	0.0	10:50	0.0	0.0	-
10:51	0.0	0.0	10:51	0.0	0.0	-
10:52	0.0	0.0	10:52	0.0	0.0	-
10:53	0.0	0.0	10:53	0.0	0.0	-
10:54	0.0	0.0	10:54	0.0	0.0	-
10:55	0.0	0.0	10:55	0.0	0.0	-
10:56	0.0	0.0	10:56	0.0	0.0	-
10:57	0.0	0.0	10:57	0.0	0.0	-
10:58	0.0	0.0	10:58	0.0	0.0	-
10:59	0.0	0.0	10:59	0.0	0.0	-
11:00	0.0	0.0	11:00	0.0	0.0	-
11:01	0.0	0.0	11:01	0.0	0.0	-
11:02	0.0	0.0	11:02	0.0	0.0	-
11:03	0.0	0.0	11:03	0.0	0.0	-
11:04	0.0	0.0	11:04	0.0	0.0	-
11:05	0.0	0.0	11:05	0.0	0.0	-
11:06	0.0	0.0	11:06	0.0	0.0	-
11:07	0.0	0.0	11:07	0.0	0.0	-
11:08	0.0	0.0	11:08	0.0	0.0	-

Grand Union Bowling Alley Site
BCP #360222
150 Westchester Avenue, Port Chester
September 27, 2024

PID DATA						
Upwind			Downwind			
Time	Concentration (ppm)	15-Min Avg Concentration (ppm)	Time	Concentration (ppm)	15-Min Avg Concentration (ppm)	Exceeds VOC Alarm Limit
11:09	0.0	0.0	11:09	0.0	0.0	-
11:10	0.0	0.0	11:10	0.0	0.0	-
11:11	0.0	0.0	11:11	0.0	0.0	-
11:12	0.0	0.0	11:12	0.0	0.0	-
11:13	0.0	0.0	11:13	0.0	0.0	-
11:14	0.0	0.0	11:14	0.0	0.0	-
11:15	0.0	0.0	11:15	0.0	0.0	-
11:16	0.0	0.0	11:16	0.0	0.0	-
11:17	0.0	0.0	11:17	0.0	0.0	-
11:18	0.0	0.0	11:18	0.0	0.0	-
11:19	0.0	0.0	11:19	0.0	0.0	-
11:20	0.0	0.0	11:20	0.0	0.0	-
11:21	0.0	0.0	11:21	0.0	0.0	-
11:22	0.0	0.0	11:22	0.0	0.0	-
11:23	0.0	0.0	11:23	0.0	0.0	-
11:24	0.0	0.0	11:24	0.0	0.0	-
11:25	0.0	0.0	11:25	0.0	0.0	-
11:26	0.0	0.0	11:26	0.0	0.0	-
11:27	0.0	0.0	11:27	0.0	0.0	-
11:28	0.0	0.0	11:28	0.0	0.0	-
11:29	0.0	0.0	11:29	0.0	0.0	-
11:30	0.0	0.0	11:30	0.0	0.0	-
11:31	0.0	0.0	11:31	0.0	0.0	-
11:32	0.0	0.0	11:32	0.0	0.0	-
11:33	0.0	0.0	11:33	0.0	0.0	-
11:34	0.0	0.0	11:34	0.0	0.0	-
11:35	0.0	0.0	11:35	0.0	0.0	-
11:36	0.0	0.0	11:36	0.0	0.0	-
11:37	0.0	0.0	11:37	0.0	0.0	-
11:38	0.0	0.0	11:38	0.0	0.0	-
11:39	0.0	0.0	11:39	0.0	0.0	-
11:40	0.0	0.0	11:40	0.0	0.0	-
11:41	0.0	0.0	11:41	0.0	0.0	-
11:42	0.0	0.0	11:42	0.0	0.0	-
11:43	0.0	0.0	11:43	0.0	0.0	-
11:44	0.0	0.0	11:44	0.0	0.0	-
11:45	0.0	0.0	11:45	0.0	0.0	-
11:46	0.0	0.0	11:46	0.0	0.0	-
11:47	0.0	0.0	11:47	0.0	0.0	-
11:48	0.0	0.0	11:48	0.0	0.0	-
11:49	0.0	0.0	11:49	0.0	0.0	-
11:50	0.0	0.0	11:50	0.0	0.0	-
11:51	0.0	0.0	11:51	0.0	0.0	-
11:52	0.0	0.0	11:52	0.0	0.0	-
11:53	0.0	0.0	11:53	0.0	0.0	-
11:54	0.0	0.0	11:54	0.0	0.0	-
11:55	0.0	0.0	11:55	0.0	0.0	-
11:56	0.0	0.0	11:56	0.0	0.0	-

Grand Union Bowling Alley Site
BCP #360222
150 Westchester Avenue, Port Chester
September 27, 2024

PID DATA						
Upwind			Downwind			
Time	Concentration (ppm)	15-Min Avg Concentration (ppm)	Time	Concentration (ppm)	15-Min Avg Concentration (ppm)	Exceeds VOC Alarm Limit
11:57	0.0	0.0	11:57	0.0	0.0	-
11:58	0.0	0.0	11:58	0.0	0.0	-
11:59	0.0	0.0	11:59	0.0	0.0	-
12:00	0.0	0.0	12:00	0.0	0.0	-
12:01	0.0	0.0	12:01	0.0	0.0	-
12:02	0.0	0.0	12:02	0.0	0.0	-
12:03	0.0	0.0	12:03	0.0	0.0	-
12:04	0.0	0.0	12:04	0.0	0.0	-
12:05	0.0	0.0	12:05	0.0	0.0	-
12:06	0.0	0.0	12:06	0.0	0.0	-
12:07	0.0	0.0	12:07	0.0	0.0	-
12:08	0.0	0.0	12:08	0.0	0.0	-
12:09	0.0	0.0	12:09	0.0	0.0	-
12:10	0.0	0.0	12:10	0.0	0.0	-
12:11	0.0	0.0	12:11	0.0	0.0	-
12:12	0.0	0.0	12:12	0.0	0.0	-
12:13	0.0	0.0	12:13	0.0	0.0	-
12:14	0.0	0.0	12:14	0.0	0.0	-
12:15	0.0	0.0	12:15	0.0	0.0	-
12:16	0.0	0.0	12:16	0.0	0.0	-
12:17	0.0	0.0	12:17	0.0	0.0	-
12:18	0.0	0.0	12:18	0.0	0.0	-
12:19	0.0	0.0	12:19	0.0	0.0	-
12:20	0.0	0.0	12:20	0.0	0.0	-
12:21	0.0	0.0	12:21	0.0	0.0	-
12:22	0.0	0.0	12:22	0.0	0.0	-
12:23	0.0	0.0	12:23	0.0	0.0	-
12:24	0.0	0.0	12:24	0.0	0.0	-
12:25	0.0	0.0	12:25	0.0	0.0	-
12:26	0.0	0.0	12:26	0.0	0.0	-
12:27	0.0	0.0	12:27	0.0	0.0	-
12:28	0.0	0.0	12:28	0.0	0.0	-
12:29	0.0	0.0	12:29	0.0	0.0	-
12:30	0.0	0.0	12:30	0.0	0.0	-
12:31	0.0	0.0	12:31	0.0	0.0	-
12:32	0.0	0.0	12:32	0.0	0.0	-
12:33	0.0	0.0	12:33	0.0	0.0	-
12:34	0.0	0.0	12:34	0.0	0.0	-
12:35	0.0	0.0	12:35	0.0	0.0	-
12:36	0.0	0.0	12:36	0.0	0.0	-
12:37	0.0	0.0	12:37	0.0	0.0	-
12:38	0.0	0.0	12:38	0.0	0.0	-
12:39	0.0	0.0	12:39	0.0	0.0	-
12:40	0.0	0.0	12:40	0.0	0.0	-
12:41	0.0	0.0	12:41	0.0	0.0	-
12:42	0.0	0.0	12:42	0.0	0.0	-
12:43	0.0	0.0	12:43	0.0	0.0	-
12:44	0.0	0.0	12:44	0.0	0.0	-

Grand Union Bowling Alley Site
BCP #360222
150 Westchester Avenue, Port Chester
September 27, 2024

PID DATA						
Upwind			Downwind			
Time	Concentration (ppm)	15-Min Avg Concentration (ppm)	Time	Concentration (ppm)	15-Min Avg Concentration (ppm)	Exceeds VOC Alarm Limit
12:45	0.0	0.0	12:45	0.0	0.0	-
12:46	0.0	0.0	12:46	0.0	0.0	-
12:47	0.0	0.0	12:47	0.0	0.0	-
12:48	0.0	0.0	12:48	0.0	0.0	-
12:49	0.0	0.0	12:49	0.0	0.0	-
12:50	0.0	0.0	12:50	0.0	0.0	-
12:51	0.0	0.0	12:51	0.0	0.0	-
12:52	0.0	0.0	12:52	0.0	0.0	-
12:53	0.0	0.0	12:53	0.0	0.0	-
12:54	0.0	0.0	12:54	0.0	0.0	-
12:55	0.0	0.0	12:55	0.0	0.0	-
12:56	0.0	0.0	12:56	0.0	0.0	-
12:57	0.0	0.0	12:57	0.0	0.0	-
12:58	0.0	0.0	12:58	0.0	0.0	-
12:59	0.0	0.0	12:59	0.0	0.0	-
13:00	0.0	0.0	13:00	0.0	0.0	-
13:01	0.0	0.0	13:01	0.0	0.0	-
13:02	0.0	0.0	13:02	0.0	0.0	-
13:03	0.0	0.0	13:03	0.0	0.0	-
13:04	0.0	0.0	13:04	0.0	0.0	-
13:05	0.0	0.0	13:05	0.0	0.0	-
13:06	0.0	0.0	13:06	0.0	0.0	-
13:07	0.0	0.0	13:07	0.0	0.0	-
13:08	0.0	0.0	13:08	0.0	0.0	-
13:09	0.0	0.0	13:09	0.0	0.0	-
13:10	0.0	0.0	13:10	0.0	0.0	-
13:11	0.0	0.0	13:11	0.0	0.0	-
13:12	0.0	0.0	13:12	0.0	0.0	-
13:13	0.0	0.0	13:13	0.0	0.0	-
13:14	0.0	0.0	13:14	0.0	0.0	-
13:15	0.0	0.0	13:15	0.0	0.0	-
13:16	0.0	0.0	13:16	0.0	0.0	-
13:17	0.0	0.0	13:17	0.0	0.0	-
13:18	0.0	0.0	13:18	0.0	0.0	-
13:19	0.0	0.0	13:19	0.0	0.0	-
13:20	0.0	0.0	13:20	0.0	0.0	-
13:21	0.0	0.0	13:21	0.0	0.0	-
13:22	0.0	0.0	13:22	0.0	0.0	-
13:23	0.0	0.0	13:23	0.0	0.0	-
13:24	0.0	0.0	13:24	0.0	0.0	-
13:25	0.0	0.0	13:25	0.0	0.0	-
13:26	0.0	0.0	13:26	0.0	0.0	-
13:27	0.0	0.0	13:27	0.0	0.0	-
13:28	0.0	0.0	13:28	0.0	0.0	-
13:29	0.0	0.0	13:29	0.0	0.0	-
13:30	0.0	0.0	13:30	0.0	0.0	-
13:31	0.0	0.0	13:31	0.0	0.0	-
13:32	0.0	0.0	13:32	0.0	0.0	-

Grand Union Bowling Alley Site
BCP #360222
150 Westchester Avenue, Port Chester
September 27, 2024

PID DATA						
Upwind			Downwind			
Time	Concentration (ppm)	15-Min Avg Concentration (ppm)	Time	Concentration (ppm)	15-Min Avg Concentration (ppm)	Exceeds VOC Alarm Limit
13:33	0.0	0.0	13:33	0.0	0.0	-
13:34	0.0	0.0	13:34	0.0	0.0	-
13:35	0.0	0.0	13:35	0.0	0.0	-
13:36	0.0	0.0	13:36	0.0	0.0	-
13:37	0.0	0.0	13:37	0.0	0.0	-
13:38	0.0	0.0	13:38	0.0	0.0	-
13:39	0.0	0.0	13:39	0.0	0.0	-
13:40	0.0	0.0	13:40	0.0	0.0	-
13:41	0.0	0.0	13:41	0.0	0.0	-
13:42	0.0	0.0	13:42	0.0	0.0	-
13:43	0.0	0.0	13:43	0.0	0.0	-
13:44	0.0	0.0	13:44	0.0	0.0	-
13:45	0.0	0.0	13:45	0.0	0.0	-
13:46	0.0	0.0	13:46	0.0	0.0	-
13:47	0.0	0.0	13:47	0.0	0.0	-
13:48	0.0	0.0	13:48	0.0	0.0	-
13:49	0.0	0.0	13:49	0.0	0.0	-
13:50	0.0	0.0	13:50	0.0	0.0	-
13:51	0.0	0.0	13:51	0.0	0.0	-
13:52	0.0	0.0	13:52	0.0	0.0	-
13:53	0.0	0.0	13:53	0.0	0.0	-
13:54	0.0	0.0	13:54	0.0	0.0	-
13:55	0.0	0.0	13:55	0.0	0.0	-
13:56	0.0	0.0	13:56	0.0	0.0	-
13:57	0.0	0.0	13:57	0.0	0.0	-
13:58	0.0	0.0	13:58	0.0	0.0	-
13:59	0.0	0.0	13:59	0.0	0.0	-
14:00	0.0	0.0	14:00	0.0	0.0	-
14:01	0.0	0.0	14:01	0.0	0.0	-
14:02	0.0	0.0	14:02	0.0	0.0	-
14:03	0.0	0.0	14:03	0.0	0.0	-
14:04	0.0	0.0	14:04	0.0	0.0	-
14:05	0.0	0.0	14:05	0.0	0.0	-
14:06	0.0	0.0	14:06	0.0	0.0	-
14:07	0.0	0.0	14:07	0.0	0.0	-
14:08	0.0	0.0	14:08	0.0	0.0	-
14:09	0.0	0.0	14:09	0.0	0.0	-
14:10	0.0	0.0	14:10	0.0	0.0	-
14:11	0.0	0.0	14:11	0.0	0.0	-
14:12	0.0	0.0	14:12	0.0	0.0	-
14:13	0.0	0.0	14:13	0.0	0.0	-
14:14	0.0	0.0	14:14	0.0	0.0	-
14:15	0.0	0.0	14:15	0.0	0.0	-
14:16	0.0	0.0	14:16	0.0	0.0	-
14:17	0.0	0.0	14:17	0.0	0.0	-
14:18	0.0	0.0	14:18	0.0	0.0	-
14:19	0.0	0.0	14:19	0.0	0.0	-
14:20	0.0	0.0	14:20	0.0	0.0	-

Grand Union Bowling Alley Site
BCP #360222
150 Westchester Avenue, Port Chester
September 27, 2024

PID DATA						
Upwind			Downwind			
Time	Concentration (ppm)	15-Min Avg Concentration (ppm)	Time	Concentration (ppm)	15-Min Avg Concentration (ppm)	Exceeds VOC Alarm Limit
14:21	0.0	0.0	14:21	0.0	0.0	-
14:22	0.0	0.0	14:22	0.0	0.0	-
14:23	0.0	0.0	14:23	0.0	0.0	-
14:24	0.0	0.0	14:24	0.0	0.0	-
14:25	0.0	0.0	14:25	0.0	0.0	-
14:26	0.0	0.0	14:26	0.0	0.0	-
14:27	0.0	0.0	14:27	0.0	0.0	-
14:28	0.0	0.0	14:28	0.0	0.0	-
14:29	0.0	0.0	14:29	0.0	0.0	-
14:30	0.0	0.0	14:30	0.0	0.0	-
14:31	0.0	0.0	14:31	0.0	0.0	-
14:32	0.0	0.0	14:32	0.0	0.0	-
14:33	0.0	0.0	14:33	0.0	0.0	-
14:34	0.0	0.0	14:34	0.0	0.0	-
14:35	0.0	0.0	14:35	0.0	0.0	-
14:36	0.0	0.0	14:36	0.0	0.0	-
14:37	0.0	0.0	14:37	0.0	0.0	-
14:38	0.0	0.0	14:38	0.0	0.0	-
14:39	0.0	0.0	14:39	0.0	0.0	-
14:40	0.0	0.0	14:40	0.0	0.0	-
14:41	0.0	0.0	14:41	0.0	0.0	-
14:42	0.0	0.0	14:42	0.0	0.0	-
14:43	0.0	0.0	14:43	0.0	0.0	-
14:44	0.0	0.0	14:44	0.0	0.0	-
14:45	0.0	0.0	14:45	0.0	0.0	-
14:46	0.0	0.0	14:46	0.0	0.0	-
14:47	0.0	0.0	14:47	0.0	0.0	-
14:48	0.0	0.0	14:48	0.0	0.0	-
14:49	0.0	0.0	14:49	0.0	0.0	-
14:50	0.0	0.0	14:50	0.0	0.0	-
14:51	0.0	0.0	14:51	0.0	0.0	-
14:52	0.0	0.0	14:52	0.0	0.0	-
14:53	0.0	0.0	14:53	0.0	0.0	-
14:54	0.0	0.0	14:54	0.0	0.0	-
14:55	0.0	0.0	14:55	0.0	0.0	-
14:56	0.0	0.0	14:56	0.0	0.0	-
14:57	0.0	0.0	14:57	0.0	0.0	-
14:58	0.0	0.0	14:58	0.0	0.0	-
14:59	0.0	0.0	14:59	0.0	0.0	-
15:00	0.0	0.0	15:00	0.0	0.0	-
15:01	0.0	0.0	15:01	0.0	0.0	-
15:02	0.0	0.0	15:02	0.0	0.0	-
15:03	0.0	0.0	15:03	0.0	0.0	-
15:04	0.0	0.0	15:04	0.0	0.0	-

SESI CONSULTING ENGINEERS

959 US-46 Floor 3, Suite 300 - Parsippany-Troy Hills, NJ

DAILY AIR MONITORING REPORT
150 Westchester Avenue
Port Chester, New York

09/30/2024

Project Number: 11895A

Dust Action Level	150 µg/m^3
VOC Action Level	5 ppm

Weather Data Range for Work Day		Wind Direction	E	Relative Humidity (%)	56.0 - 90.0	Daily Rain Total (in)	0.00	Readings in the summary table and graphs below are the reported downwind concentrations.
Temperature (°F)	61.0 - 72.0	Wind Speed (MPH)	1.8 - 8.2	Barometer (inHg)	30.00 - 30.10	Avg. Dew Point Temp (°F)	57.9	

Station Location	Daily Avg. Dust Concentration (µg/m^3)	Max 15-Min Dust Concentration (µg/m^3)	Time of Max Dust Reading	Daily Avg. VOC Concentration (ppm)	Max 15-Min VOC Concentration (ppm)	Time of Max VOC Reading
Upwind	14.9	39.6	11:33	0.0	0.0	8:22
Downwind	8.8	26.8	9:15	0.0	0.0	8:22

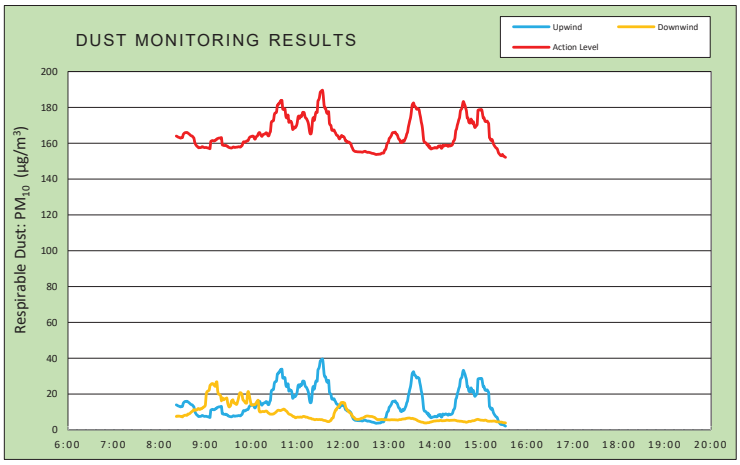

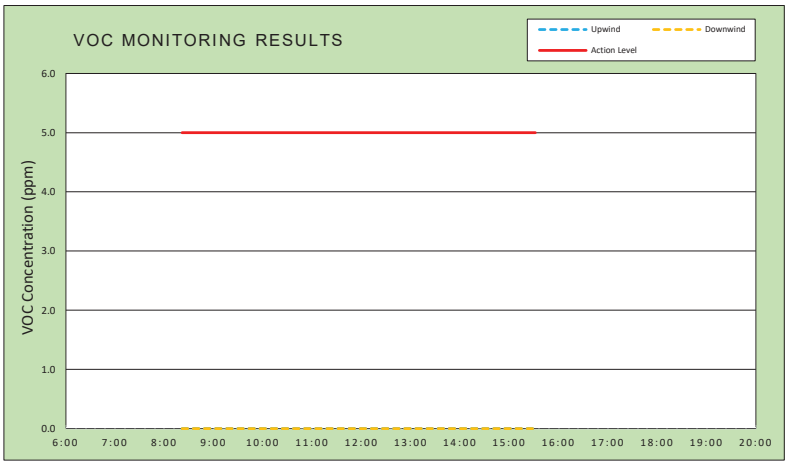

Air Monitoring Notes:

Weather Notes:

EMILCOTT
A Triumvirate Environmental Company

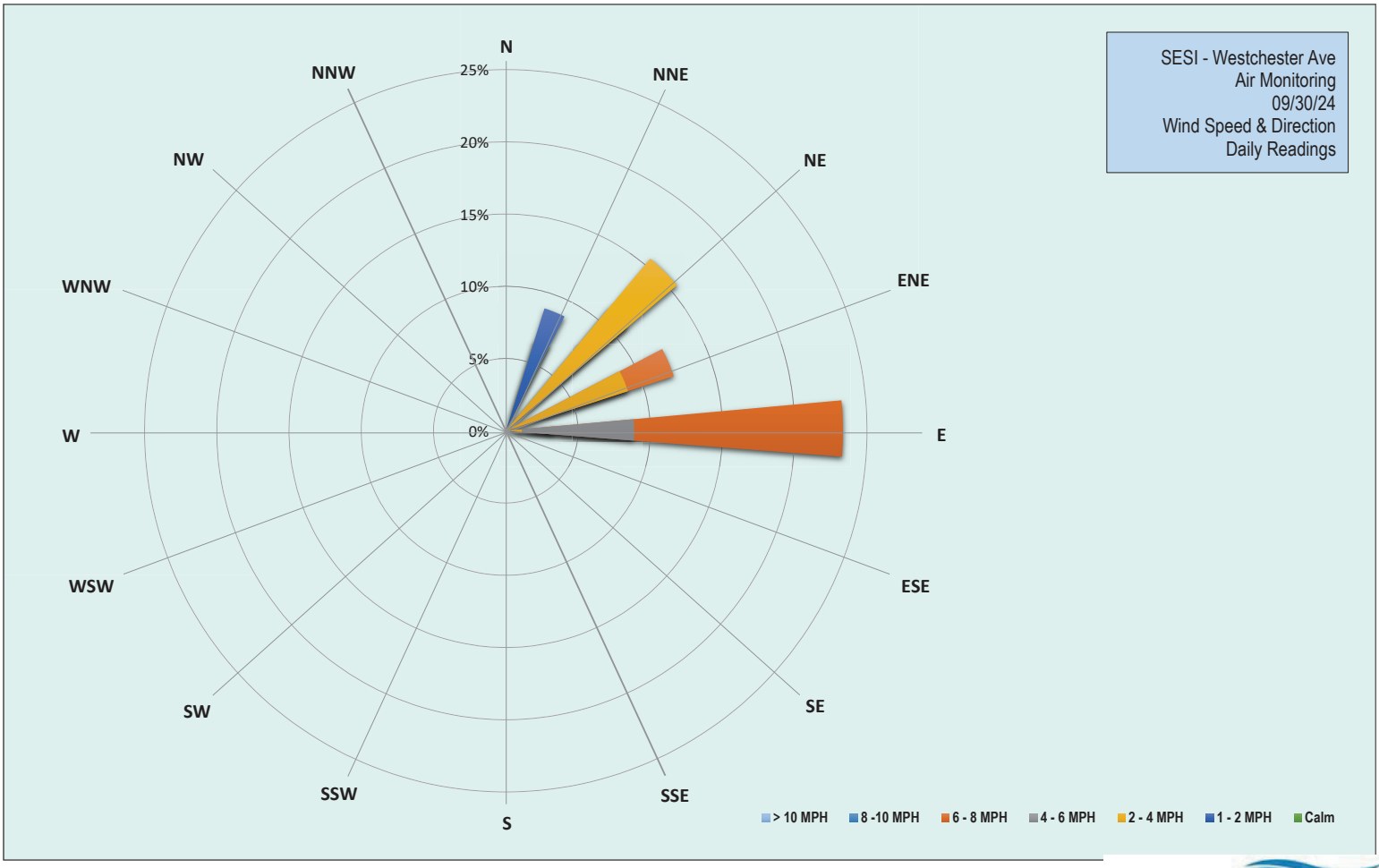

EMILCOTT
A Triumvirate Environmental Company

Grand Union Bowling Alley Site
BCP #360222
150 Westchester Avenue, Port Chester
September 30, 2024

Monday, September 30, 2024						
Number of Instances Where Downwind Particulates Exceeds Upwind Particulate + 150 =						0
Number of Comparable Data Points =						431
Start Time:						8:07
End Time:						15:32
PARTICULATE DATA						
Upwind			Downwind			Exceeds Particulate Alarm Limit
Time	Concentration (ug/m^3)	15-Min Avg Concentration (ug/m^3)	Time	Concentration (ug/m^3)	15-Min Avg Concentration (ug/m^3)	
8:07	8.5	-	8:07	8.5	-	-
8:08	14.7	-	8:08	9.3	-	-
8:09	16.5	-	8:09	10.3	-	-
8:10	14.3	-	8:10	5.8	-	-
8:11	14.8	-	8:11	6.3	-	-
8:12	15.0	-	8:12	5.8	-	-
8:13	13.5	-	8:13	7.3	-	-
8:14	13.0	-	8:14	8.8	-	-
8:15	14.0	-	8:15	10.5	-	-
8:16	14.5	-	8:16	8.8	-	-
8:17	13.8	-	8:17	9.0	-	-
8:18	12.8	-	8:18	5.0	-	-
8:19	12.3	-	8:19	6.3	-	-
8:20	14.0	-	8:20	7.5	-	-
8:21	14.5	-	8:21	7.0	-	-
8:22	12.8	14.0	8:22	5.5	7.5	-
8:23	11.5	13.8	8:23	13.0	7.8	-
8:24	12.0	13.5	8:24	7.8	7.6	-
8:25	12.0	13.4	8:25	8.0	7.8	-
8:26	11.8	13.2	8:26	5.3	7.7	-
8:27	12.5	13.0	8:27	5.0	7.6	-
8:28	11.8	12.9	8:28	5.0	7.5	-
8:29	18.3	13.2	8:29	8.8	7.5	-
8:30	12.8	13.1	8:30	7.0	7.3	-
8:31	39.0	14.8	8:31	17.8	7.9	-
8:32	23.5	15.4	8:32	11.0	8.0	-
8:33	18.3	15.8	8:33	8.3	8.2	-
8:34	15.0	16.0	8:34	6.8	8.2	-
8:35	12.3	15.9	8:35	6.5	8.2	-
8:36	17.5	16.1	8:36	7.3	8.2	-
8:37	7.8	15.7	8:37	16.0	8.9	-
8:38	7.0	15.4	8:38	12.5	8.9	-
8:39	6.8	15.1	8:39	10.0	9.0	-
8:40	6.0	14.7	8:40	12.8	9.3	-
8:41	6.0	14.3	8:41	12.0	9.8	-
8:42	9.5	14.1	8:42	10.3	10.1	-
8:43	9.5	13.9	8:43	10.8	10.5	-
8:44	9.0	13.3	8:44	12.8	10.8	-
8:45	6.0	12.9	8:45	16.5	11.4	-
8:46	5.5	10.6	8:46	12.5	11.1	-
8:47	7.0	9.5	8:47	10.8	11.0	-

Grand Union Bowling Alley Site
BCP #360222
150 Westchester Avenue, Port Chester
September 30, 2024

PARTICULATE DATA						
Upwind			Downwind			Exceeds Particulate Alarm Limit
Time	Concentration (ug/m^3)	15-Min Avg Concentration (ug/m^3)	Time	Concentration (ug/m^3)	15-Min Avg Concentration (ug/m^3)	
8:48	8.3	8.9	8:48	9.8	11.1	-
8:49	6.3	8.3	8:49	8.8	11.3	-
8:50	9.0	8.1	8:50	14.0	11.8	-
8:51	8.8	7.5	8:51	10.3	12.0	-
8:52	8.8	7.6	8:52	9.8	11.6	-
8:53	7.3	7.6	8:53	11.3	11.5	-
8:54	7.5	7.6	8:54	16.5	11.9	-
8:55	9.3	7.8	8:55	11.0	11.8	-
8:56	10.3	8.1	8:56	20.3	12.3	-
8:57	5.5	7.9	8:57	11.0	12.4	-
8:58	7.0	7.7	8:58	19.3	13.0	-
8:59	7.3	7.6	8:59	15.0	13.1	-
9:00	6.8	7.6	9:00	29.3	14.0	-
9:01	5.8	7.6	9:01	96.0	19.5	-
9:02	5.0	7.5	9:02	37.0	21.3	-
9:03	6.3	7.4	9:03	15.0	21.6	-
9:04	6.0	7.4	9:04	13.3	21.9	-
9:05	5.3	7.1	9:05	20.0	22.3	-
9:06	6.5	7.0	9:06	47.3	24.8	-
9:07	69.5	11.0	9:07	16.5	25.2	-
9:08	11.0	11.3	9:08	18.8	25.7	-
9:09	11.3	11.5	9:09	18.5	25.9	-
9:10	8.3	11.4	9:10	9.8	25.8	-
9:11	7.5	11.3	9:11	8.5	25.0	-
9:12	7.5	11.4	9:12	9.3	24.9	-
9:13	13.5	11.8	9:13	11.8	24.4	-
9:14	6.8	11.8	9:14	48.0	26.6	-
9:15	16.3	12.4	9:15	32.8	26.8	-
9:16	8.5	12.6	9:16	22.8	21.9	-
9:17	8.0	12.8	9:17	8.8	20.1	-
9:18	7.8	12.9	9:18	13.3	19.9	-
9:19	6.5	12.9	9:19	8.5	19.6	-
9:20	7.0	13.1	9:20	9.0	18.9	-
9:21	7.5	13.1	9:21	7.3	16.2	-
9:22	9.0	9.1	9:22	40.5	17.8	-
9:23	10.0	9.0	9:23	13.5	17.5	-
9:24	7.8	8.8	9:24	8.0	16.8	-
9:25	7.3	8.7	9:25	18.0	17.3	-
9:26	7.3	8.7	9:26	10.0	17.4	-
9:27	9.3	8.8	9:27	11.8	17.6	-
9:28	6.0	8.3	9:28	15.8	17.9	-
9:29	7.3	8.4	9:29	10.0	15.3	-
9:30	8.0	7.8	9:30	8.8	13.7	-
9:31	6.0	7.6	9:31	9.5	12.8	-
9:32	5.8	7.5	9:32	13.5	13.2	-
9:33	6.5	7.4	9:33	21.8	13.7	-
9:34	5.5	7.3	9:34	44.8	16.1	-
9:35	9.8	7.5	9:35	13.5	16.4	-

Grand Union Bowling Alley Site
BCP #360222
150 Westchester Avenue, Port Chester
September 30, 2024

PARTICULATE DATA						
Upwind			Downwind			Exceeds Particulate Alarm Limit
Time	Concentration (ug/m^3)	15-Min Avg Concentration (ug/m^3)	Time	Concentration (ug/m^3)	15-Min Avg Concentration (ug/m^3)	
9:36	12.0	7.8	9:36	13.3	16.8	-
9:37	10.5	7.9	9:37	16.0	15.2	-
9:38	6.5	7.7	9:38	10.0	15.0	-
9:39	7.8	7.7	9:39	8.5	15.0	-
9:40	9.0	7.8	9:40	8.5	14.4	-
9:41	7.5	7.8	9:41	9.0	14.3	-
9:42	10.0	7.9	9:42	34.0	15.8	-
9:43	8.3	8.0	9:43	38.3	17.3	-
9:44	7.3	8.0	9:44	39.3	19.2	-
9:45	6.3	7.9	9:45	31.0	20.7	-
9:46	6.3	7.9	9:46	10.3	20.8	-
9:47	14.0	8.5	9:47	8.0	20.4	-
9:48	10.8	8.8	9:48	6.3	19.4	-
9:49	25.8	10.1	9:49	7.3	16.9	-
9:50	21.0	10.9	9:50	6.8	16.4	-
9:51	7.5	10.6	9:51	5.8	15.9	-
9:52	12.8	10.7	9:52	5.8	15.2	-
9:53	10.0	10.9	9:53	5.8	15.0	-
9:54	14.0	11.4	9:54	9.0	15.0	-
9:55	8.3	11.3	9:55	89.8	20.4	-
9:56	12.8	11.7	9:56	25.3	21.5	-
9:57	26.8	12.8	9:57	9.8	19.9	-
9:58	17.3	13.4	9:58	7.3	17.8	-
9:59	11.5	13.7	9:59	6.8	15.6	-
10:00	7.5	13.7	10:00	7.3	14.1	-
10:01	9.5	14.0	10:01	7.5	13.9	-
10:02	14.3	14.0	10:02	8.3	13.9	-
10:03	8.3	13.8	10:03	8.8	14.1	-
10:04	8.0	12.6	10:04	8.5	14.1	-
10:05	16.0	12.3	10:05	7.8	14.2	-
10:06	23.3	13.3	10:06	16.3	14.9	-
10:07	20.8	13.9	10:07	16.8	15.6	-
10:08	13.0	14.1	10:08	14.0	16.2	-
10:09	31.8	15.3	10:09	15.5	16.6	-
10:10	16.8	15.8	10:10	9.5	11.3	-
10:11	14.3	15.9	10:11	7.8	10.1	-
10:12	10.3	14.8	10:12	9.0	10.1	-
10:13	7.8	14.2	10:13	8.0	10.1	-
10:14	6.3	13.8	10:14	9.0	10.3	-
10:15	21.8	14.8	10:15	8.3	10.3	-
10:16	11.0	14.9	10:16	6.5	10.3	-
10:17	18.0	15.1	10:17	7.8	10.2	-
10:18	9.0	15.2	10:18	11.5	10.4	-
10:19	16.5	15.8	10:19	10.5	10.5	-
10:20	16.3	15.8	10:20	7.3	10.5	-
10:21	9.3	14.8	10:21	9.8	10.1	-
10:22	10.0	14.1	10:22	8.5	9.5	-
10:23	15.3	14.3	10:23	11.3	9.3	-

Grand Union Bowling Alley Site
BCP #360222
150 Westchester Avenue, Port Chester
September 30, 2024

PARTICULATE DATA						
Upwind			Downwind			Exceeds Particulate Alarm Limit
Time	Concentration (ug/m^3)	15-Min Avg Concentration (ug/m^3)	Time	Concentration (ug/m^3)	15-Min Avg Concentration (ug/m^3)	
10:24	55.0	15.8	10:24	9.3	8.9	-
10:25	28.3	16.6	10:25	8.0	8.8	-
10:26	87.0	21.4	10:26	8.0	8.8	-
10:27	22.8	22.3	10:27	8.0	8.8	-
10:28	9.3	22.4	10:28	10.0	8.9	-
10:29	11.5	22.7	10:29	9.3	8.9	-
10:30	69.0	25.9	10:30	13.5	9.3	-
10:31	26.0	26.9	10:31	10.0	9.5	-
10:32	19.3	27.0	10:32	14.0	9.9	-
10:33	18.3	27.6	10:33	17.3	10.3	-
10:34	72.3	31.3	10:34	17.5	10.8	-
10:35	17.8	31.4	10:35	11.0	11.0	-
10:36	23.3	32.3	10:36	9.0	11.0	-
10:37	10.3	32.3	10:37	7.5	10.9	-
10:38	35.3	33.7	10:38	9.8	10.8	-
10:39	54.8	33.7	10:39	11.8	11.0	-
10:40	32.8	34.0	10:40	11.5	11.2	-
10:41	13.3	29.0	10:41	9.5	11.3	-
10:42	20.8	28.9	10:42	13.0	11.6	-
10:43	15.5	29.3	10:43	8.3	11.5	-
10:44	8.3	29.1	10:44	5.0	11.2	-
10:45	11.8	25.3	10:45	5.5	10.7	-
10:46	8.8	24.1	10:46	7.0	10.5	-
10:47	22.8	24.4	10:47	6.3	10.0	-
10:48	38.5	25.7	10:48	8.0	9.4	-
10:49	12.5	21.7	10:49	10.8	8.9	-
10:50	31.0	22.6	10:50	8.5	8.8	-
10:51	14.0	22.0	10:51	6.0	8.6	-
10:52	12.0	22.1	10:52	5.0	8.4	-
10:53	14.8	20.8	10:53	5.0	8.1	-
10:54	9.0	17.7	10:54	6.3	7.7	-
10:55	38.5	18.1	10:55	7.0	7.4	-
10:56	28.3	19.1	10:56	10.3	7.5	-
10:57	12.5	18.5	10:57	5.3	6.9	-
10:58	23.5	19.1	10:58	6.5	6.8	-
10:59	20.3	19.9	10:59	7.5	7.0	-
11:00	36.8	21.5	11:00	8.0	7.2	-
11:01	54.8	24.6	11:01	7.3	7.2	-
11:02	32.0	25.2	11:02	5.5	7.1	-
11:03	18.3	23.9	11:03	8.3	7.1	-
11:04	33.8	25.3	11:04	12.5	7.3	-
11:05	23.3	24.8	11:05	6.5	7.1	-
11:06	23.3	25.4	11:06	6.0	7.1	-
11:07	39.8	27.2	11:07	8.8	7.4	-
11:08	14.8	27.2	11:08	8.0	7.6	-
11:09	7.3	27.1	11:09	5.5	7.5	-
11:10	8.0	25.1	11:10	5.3	7.4	-
11:11	13.0	24.1	11:11	6.0	7.1	-

Grand Union Bowling Alley Site
BCP #360222
150 Westchester Avenue, Port Chester
September 30, 2024

PARTICULATE DATA						
Upwind			Downwind			Exceeds Particulate Alarm Limit
Time	Concentration (ug/m^3)	15-Min Avg Concentration (ug/m^3)	Time	Concentration (ug/m^3)	15-Min Avg Concentration (ug/m^3)	
11:12	8.0	23.8	11:12	6.0	7.2	-
11:13	9.3	22.8	11:13	5.3	7.1	-
11:14	5.0	21.8	11:14	4.5	6.9	-
11:15	7.3	19.8	11:15	5.0	6.7	-
11:16	8.8	16.8	11:16	5.5	6.6	-
11:17	8.8	15.2	11:17	4.8	6.5	-
11:18	19.8	15.3	11:18	7.5	6.5	-
11:19	69.8	17.7	11:19	7.0	6.1	-
11:20	102.0	23.0	11:20	6.0	6.1	-
11:21	43.3	24.3	11:21	5.3	6.0	-
11:22	15.3	22.7	11:22	5.8	5.8	-
11:23	39.8	24.3	11:23	6.3	5.7	-
11:24	43.8	26.8	11:24	7.0	5.8	-
11:25	19.3	27.5	11:25	6.8	5.9	-
11:26	7.5	27.2	11:26	5.0	5.8	-
11:27	103.0	33.5	11:27	5.3	5.8	-
11:28	20.3	34.2	11:28	5.5	5.8	-
11:29	27.0	35.7	11:29	5.0	5.8	-
11:30	48.5	38.4	11:30	4.5	5.8	-
11:31	16.0	38.9	11:31	4.3	5.7	-
11:32	15.5	39.4	11:32	6.0	5.8	-
11:33	23.3	39.6	11:33	4.3	5.6	-
11:34	20.0	36.3	11:34	4.8	5.4	-
11:35	27.3	31.3	11:35	4.0	5.3	-
11:36	18.5	29.7	11:36	4.8	5.3	-
11:37	15.0	29.6	11:37	4.0	5.2	-
11:38	8.5	27.6	11:38	3.8	5.0	-
11:39	30.5	26.7	11:39	4.0	4.8	-
11:40	21.3	26.8	11:40	5.0	4.7	-
11:41	19.3	27.6	11:41	4.8	4.7	-
11:42	6.5	21.2	11:42	6.8	4.8	-
11:43	7.0	20.3	11:43	12.5	5.2	-
11:44	21.0	19.9	11:44	6.0	5.3	-
11:45	11.8	17.4	11:45	21.0	6.4	-
11:46	11.5	17.1	11:46	7.5	6.6	-
11:47	18.3	17.3	11:47	10.0	6.9	-
11:48	25.3	17.4	11:48	35.8	9.0	-
11:49	4.8	16.4	11:49	20.5	10.0	-
11:50	17.0	15.7	11:50	21.3	11.2	-
11:51	3.8	14.8	11:51	5.0	11.2	-
11:52	9.0	14.4	11:52	20.0	12.3	-
11:53	5.8	14.2	11:53	9.8	12.7	-
11:54	15.5	13.2	11:54	8.3	12.9	-
11:55	9.5	12.4	11:55	17.8	13.8	-
11:56	28.3	13.0	11:56	9.8	14.1	-
11:57	14.8	13.5	11:57	22.3	15.2	-
11:58	19.8	14.4	11:58	14.3	15.3	-
11:59	11.0	13.7	11:59	7.8	15.4	-

Grand Union Bowling Alley Site
BCP #360222
150 Westchester Avenue, Port Chester
September 30, 2024

PARTICULATE DATA						
Upwind			Downwind			Exceeds Particulate Alarm Limit
Time	Concentration (ug/m^3)	15-Min Avg Concentration (ug/m^3)	Time	Concentration (ug/m^3)	15-Min Avg Concentration (ug/m^3)	
12:00	12.5	13.8	12:00	14.3	14.9	-
12:01	7.3	13.5	12:01	11.3	15.2	-
12:02	5.3	12.6	12:02	6.0	14.9	-
12:03	6.3	11.4	12:03	7.3	13.0	-
12:04	5.0	11.4	12:04	6.5	12.1	-
12:05	5.5	10.6	12:05	6.5	11.1	-
12:06	6.8	10.8	12:06	5.3	11.1	-
12:07	5.8	10.6	12:07	5.8	10.2	-
12:08	6.0	10.6	12:08	4.5	9.8	-
12:09	5.0	9.9	12:09	6.0	9.7	-
12:10	6.5	9.7	12:10	7.5	9.0	-
12:11	4.8	8.1	12:11	5.8	8.7	-
12:12	3.3	7.4	12:12	7.0	7.7	-
12:13	3.5	6.3	12:13	6.8	7.2	-
12:14	4.5	5.9	12:14	6.0	7.1	-
12:15	7.8	5.5	12:15	6.3	6.6	-
12:16	4.5	5.4	12:16	4.3	6.1	-
12:17	5.5	5.4	12:17	5.0	6.0	-
12:18	4.5	5.3	12:18	5.8	5.9	-
12:19	4.3	5.2	12:19	6.5	5.9	-
12:20	5.5	5.2	12:20	6.8	5.9	-
12:21	6.0	5.2	12:21	6.8	6.0	-
12:22	6.3	5.2	12:22	6.8	6.1	-
12:23	5.3	5.1	12:23	8.3	6.4	-
12:24	4.3	5.1	12:24	8.8	6.5	-
12:25	5.3	5.0	12:25	8.8	6.6	-
12:26	7.3	5.2	12:26	7.3	6.7	-
12:27	6.0	5.4	12:27	11.5	7.0	-
12:28	5.3	5.5	12:28	9.8	7.2	-
12:29	4.5	5.5	12:29	11.0	7.6	-
12:30	3.0	5.2	12:30	8.0	7.7	-
12:31	2.8	5.0	12:31	6.0	7.8	-
12:32	3.3	4.9	12:32	4.8	7.8	-
12:33	6.0	5.0	12:33	5.0	7.7	-
12:34	2.8	4.9	12:34	5.3	7.6	-
12:35	4.0	4.8	12:35	5.8	7.6	-
12:36	3.8	4.6	12:36	6.3	7.5	-
12:37	3.8	4.5	12:37	6.5	7.5	-
12:38	3.5	4.4	12:38	7.3	7.5	-
12:39	3.5	4.3	12:39	6.3	7.3	-
12:40	3.8	4.2	12:40	6.0	7.1	-
12:41	4.5	4.0	12:41	5.8	7.0	-
12:42	3.8	3.9	12:42	5.3	6.6	-
12:43	3.0	3.7	12:43	5.5	6.3	-
12:44	5.3	3.8	12:44	5.3	5.9	-
12:45	4.0	3.8	12:45	6.3	5.8	-
12:46	2.8	3.8	12:46	6.3	5.8	-
12:47	5.0	4.0	12:47	4.8	5.8	-

Grand Union Bowling Alley Site
BCP #360222
150 Westchester Avenue, Port Chester
September 30, 2024

PARTICULATE DATA						
Upwind			Downwind			Exceeds Particulate Alarm Limit
Time	Concentration (ug/m^3)	15-Min Avg Concentration (ug/m^3)	Time	Concentration (ug/m^3)	15-Min Avg Concentration (ug/m^3)	
12:48	5.3	3.9	12:48	5.0	5.8	-
12:49	4.5	4.0	12:49	5.3	5.8	-
12:50	9.8	4.4	12:50	6.5	5.9	-
12:51	4.8	4.5	12:51	6.0	5.9	-
12:52	4.0	4.5	12:52	5.8	5.8	-
12:53	5.5	4.6	12:53	6.3	5.7	-
12:54	26.0	6.1	12:54	5.5	5.7	-
12:55	6.8	6.3	12:55	5.5	5.7	-
12:56	20.3	7.4	12:56	6.8	5.7	-
12:57	32.8	9.3	12:57	5.5	5.7	-
12:58	16.5	10.2	12:58	4.3	5.7	-
12:59	10.5	10.6	12:59	5.3	5.7	-
13:00	34.8	12.6	13:00	5.8	5.6	-
13:01	8.8	13.0	13:01	6.0	5.6	-
13:02	15.5	13.7	13:02	5.8	5.7	-
13:03	15.8	14.4	13:03	5.5	5.7	-
13:04	22.8	15.6	13:04	5.5	5.7	-
13:05	15.0	16.0	13:05	5.8	5.7	-
13:06	5.0	16.0	13:06	6.3	5.7	-
13:07	4.8	16.0	13:07	5.8	5.7	-
13:08	8.0	16.2	13:08	5.5	5.6	-
13:09	10.8	15.2	13:09	5.3	5.6	-
13:10	5.0	15.1	13:10	5.3	5.6	-
13:11	7.8	14.2	13:11	5.5	5.5	-
13:12	12.5	12.9	13:12	6.3	5.6	-
13:13	5.5	12.2	13:13	6.8	5.7	-
13:14	6.3	11.9	13:14	6.3	5.8	-
13:15	12.8	10.4	13:15	5.5	5.8	-
13:16	14.5	10.8	13:16	7.3	5.9	-
13:17	10.0	10.4	13:17	8.5	6.1	-
13:18	32.3	11.5	13:18	6.0	6.1	-
13:19	14.0	10.9	13:19	6.3	6.1	-
13:20	23.3	11.5	13:20	6.5	6.2	-
13:21	20.5	12.5	13:21	6.0	6.2	-
13:22	19.0	13.5	13:22	9.3	6.4	-
13:23	34.0	15.2	13:23	6.8	6.5	-
13:24	24.5	16.1	13:24	6.8	6.6	-
13:25	45.8	18.8	13:25	5.8	6.6	-
13:26	36.5	20.8	13:26	6.3	6.7	-
13:27	42.5	22.8	13:27	5.5	6.6	-
13:28	30.0	24.4	13:28	4.5	6.5	-
13:29	53.5	27.5	13:29	4.5	6.4	-
13:30	67.5	31.2	13:30	7.3	6.5	-
13:31	28.3	32.1	13:31	6.8	6.4	-
13:32	15.0	32.4	13:32	4.3	6.2	-
13:33	6.5	30.7	13:33	6.0	6.2	-
13:34	10.5	30.5	13:34	3.5	6.0	-
13:35	13.5	29.8	13:35	3.5	5.8	-

Grand Union Bowling Alley Site
BCP #360222
150 Westchester Avenue, Port Chester
September 30, 2024

PARTICULATE DATA						
Upwind			Downwind			Exceeds Particulate Alarm Limit
Time	Concentration (ug/m^3)	15-Min Avg Concentration (ug/m^3)	Time	Concentration (ug/m^3)	15-Min Avg Concentration (ug/m^3)	
13:36	7.0	28.9	13:36	3.3	5.6	-
13:37	26.8	29.5	13:37	3.5	5.2	-
13:38	27.8	29.0	13:38	4.3	5.0	-
13:39	22.0	28.9	13:39	3.8	4.8	-
13:40	9.5	26.5	13:40	4.0	4.7	-
13:41	7.0	24.5	13:41	3.5	4.5	-
13:42	1.5	21.8	13:42	3.5	4.4	-
13:43	2.0	19.9	13:43	3.5	4.3	-
13:44	1.3	16.4	13:44	3.8	4.3	-
13:45	2.0	12.0	13:45	4.8	4.1	-
13:46	6.8	10.6	13:46	3.8	3.9	-
13:47	11.8	10.4	13:47	5.0	4.0	-
13:48	3.5	10.2	13:48	4.3	3.9	-
13:49	1.3	9.6	13:49	5.0	4.0	-
13:50	3.3	8.9	13:50	4.8	4.0	-
13:51	14.0	9.4	13:51	3.8	4.1	-
13:52	1.8	7.7	13:52	3.8	4.1	-
13:53	37.0	8.3	13:53	6.8	4.3	-
13:54	1.8	7.0	13:54	6.5	4.4	-
13:55	7.8	6.8	13:55	4.5	4.5	-
13:56	9.5	7.0	13:56	6.0	4.6	-
13:57	4.5	7.2	13:57	5.0	4.7	-
13:58	3.8	7.3	13:58	6.0	4.9	-
13:59	1.8	7.4	13:59	4.8	5.0	-
14:00	6.8	7.7	14:00	4.8	5.0	-
14:01	2.0	7.4	14:01	5.3	5.1	-
14:02	11.8	7.4	14:02	5.3	5.1	-
14:03	4.8	7.4	14:03	5.0	5.1	-
14:04	13.0	8.2	14:04	5.3	5.2	-
14:05	7.0	8.5	14:05	4.0	5.1	-
14:06	7.5	8.0	14:06	5.8	5.2	-
14:07	10.8	8.6	14:07	5.8	5.4	-
14:08	16.3	7.3	14:08	5.3	5.3	-
14:09	3.5	7.4	14:09	4.3	5.1	-
14:10	30.3	8.9	14:10	4.8	5.1	-
14:11	4.5	8.5	14:11	6.5	5.2	-
14:12	4.0	8.5	14:12	5.0	5.2	-
14:13	8.3	8.8	14:13	7.0	5.2	-
14:14	4.3	9.0	14:14	5.8	5.3	-
14:15	3.3	8.7	14:15	7.0	5.5	-
14:16	0.8	8.7	14:16	5.0	5.4	-
14:17	5.3	8.2	14:17	5.0	5.4	-
14:18	15.8	9.0	14:18	3.5	5.3	-
14:19	5.5	8.5	14:19	4.8	5.3	-
14:20	8.8	8.6	14:20	5.5	5.4	-
14:21	9.3	8.7	14:21	5.5	5.4	-
14:22	14.5	8.9	14:22	6.5	5.4	-
14:23	26.0	9.6	14:23	5.3	5.4	-

Grand Union Bowling Alley Site
BCP #360222
150 Westchester Avenue, Port Chester
September 30, 2024

PARTICULATE DATA						
Upwind			Downwind			Exceeds Particulate Alarm Limit
Time	Concentration (ug/m^3)	15-Min Avg Concentration (ug/m^3)	Time	Concentration (ug/m^3)	15-Min Avg Concentration (ug/m^3)	
14:24	27.3	11.2	14:24	4.5	5.4	-
14:25	37.3	11.6	14:25	5.8	5.5	-
14:26	26.5	13.1	14:26	5.0	5.4	-
14:27	62.3	17.0	14:27	4.0	5.3	-
14:28	21.8	17.9	14:28	4.8	5.2	-
14:29	36.5	20.0	14:29	3.8	5.1	-
14:30	24.5	21.5	14:30	6.0	5.0	-
14:31	27.3	23.2	14:31	5.0	5.0	-
14:32	22.0	24.3	14:32	3.3	4.9	-
14:33	68.8	27.9	14:33	3.8	4.9	-
14:34	19.8	28.8	14:34	4.5	4.9	-
14:35	18.3	29.5	14:35	4.3	4.8	-
14:36	45.5	31.9	14:36	4.8	4.7	-
14:37	36.3	33.3	14:37	4.0	4.6	-
14:38	8.5	32.2	14:38	5.5	4.6	-
14:39	12.0	31.1	14:39	4.0	4.6	-
14:40	12.5	29.5	14:40	3.3	4.4	-
14:41	2.8	27.9	14:41	3.8	4.3	-
14:42	5.3	24.1	14:42	6.3	4.5	-
14:43	21.3	24.1	14:43	6.3	4.6	-
14:44	3.5	21.9	14:44	7.5	4.8	-
14:45	16.5	21.3	14:45	6.0	4.8	-
14:46	27.8	21.4	14:46	4.0	4.7	-
14:47	54.3	23.5	14:47	5.0	4.9	-
14:48	44.3	21.9	14:48	6.0	5.0	-
14:49	8.3	21.1	14:49	6.5	5.1	-
14:50	32.8	22.1	14:50	4.3	5.1	-
14:51	14.8	20.0	14:51	5.8	5.2	-
14:52	16.8	18.7	14:52	6.3	5.4	-
14:53	17.3	19.3	14:53	9.0	5.6	-
14:54	19.5	19.8	14:54	6.3	5.7	-
14:55	21.8	20.4	14:55	5.5	5.9	-
14:56	121.0	28.3	14:56	4.3	5.9	-
14:57	10.0	28.6	14:57	4.3	5.8	-
14:58	21.0	28.6	14:58	4.5	5.7	-
14:59	6.0	28.8	14:59	5.5	5.5	-
15:00	11.6	28.5	15:00	4.5	5.4	-
15:01	30.8	28.7	15:01	4.3	5.5	-
15:02	18.0	26.2	15:02	4.0	5.4	-
15:03	11.0	24.0	15:03	6.0	5.4	-
15:04	10.4	24.2	15:04	5.0	5.3	-
15:05	8.0	22.5	15:05	7.3	5.5	-
15:06	7.8	22.1	15:06	5.5	5.5	-
15:07	18.8	22.2	15:07	3.8	5.3	-
15:08	20.4	22.4	15:08	5.3	5.1	-
15:09	8.0	21.6	15:09	4.0	4.9	-
15:10	9.8	20.8	15:10	5.3	4.9	-
15:11	5.8	13.2	15:11	3.5	4.8	-

Grand Union Bowling Alley Site
BCP #360222
150 Westchester Avenue, Port Chester
September 30, 2024

PARTICULATE DATA						
Upwind			Downwind			Exceeds Particulate Alarm Limit
Time	Concentration (ug/m^3)	15-Min Avg Concentration (ug/m^3)	Time	Concentration (ug/m^3)	15-Min Avg Concentration (ug/m^3)	
15:12	2.2	12.6	15:12	5.3	4.9	-
15:13	5.0	11.6	15:13	4.8	4.9	-
15:14	15.0	12.2	15:14	4.5	4.9	-
15:15	2.4	11.6	15:15	5.8	4.9	-
15:16	5.8	9.9	15:16	4.5	5.0	-
15:17	4.2	9.0	15:17	4.5	5.0	-
15:18	0.6	8.3	15:18	4.8	4.9	-
15:19	1.8	7.7	15:19	4.0	4.8	-
15:20	0.8	7.2	15:20	3.8	4.6	-
15:21	4.6	7.0	15:21	4.5	4.5	-
15:22	0.6	5.8	15:22	4.3	4.6	-
15:23	1.0	4.5	15:23	4.8	4.5	-
15:24	1.0	4.0	15:24	3.0	4.5	-
15:25	0.6	3.4	15:25	3.8	4.4	-
15:26	1.0	3.1	15:26	3.8	4.4	-
15:27	1.6	3.1	15:27	4.8	4.4	-
15:28	15.8	3.8	15:28	2.5	4.2	-
15:29	1.2	2.9	15:29	2.8	4.1	-
15:30	0.4	2.7	15:30	5.3	4.1	-
15:31	0.6	2.4	15:31	3.8	4.0	-
15:32	0.4	2.1	15:32	3.5	3.9	-

Grand Union Bowling Alley Site
BCP #360222
150 Westchester Avenue, Port Chester
September 30, 2024

Monday, September 30, 2024						
					Number of Instances Where Downwind VOCs Exceeds Upwind VOCs + 5 =	0
					Number of Comparable Data Points =	431
					Start Time:	8:07
					End Time:	15:32
PID DATA						
Upwind			Downwind			
Time	Concentration (ppm)	15-Min Avg Concentration (ppm)	Time	Concentration (ppm)	15-Min Avg Concentration (ppm)	Exceeds VOC Alarm Limit
8:07	0.0	-	8:07	0.0	-	-
8:08	0.0	-	8:08	0.0	-	-
8:09	0.0	-	8:09	0.0	-	-
8:10	0.0	-	8:10	0.0	-	-
8:11	0.0	-	8:11	0.0	-	-
8:12	0.0	-	8:12	0.0	-	-
8:13	0.0	-	8:13	0.0	-	-
8:14	0.0	-	8:14	0.0	-	-
8:15	0.0	-	8:15	0.0	-	-
8:16	0.0	-	8:16	0.0	-	-
8:17	0.0	-	8:17	0.0	-	-
8:18	0.0	-	8:18	0.0	-	-
8:19	0.0	-	8:19	0.0	-	-
8:20	0.0	-	8:20	0.0	-	-
8:21	0.0	-	8:21	0.0	-	-
8:22	0.0	0.0	8:22	0.0	0.0	-
8:23	0.0	0.0	8:23	0.0	0.0	-
8:24	0.0	0.0	8:24	0.0	0.0	-
8:25	0.0	0.0	8:25	0.0	0.0	-
8:26	0.0	0.0	8:26	0.0	0.0	-
8:27	0.0	0.0	8:27	0.0	0.0	-
8:28	0.0	0.0	8:28	0.0	0.0	-
8:29	0.0	0.0	8:29	0.0	0.0	-
8:30	0.0	0.0	8:30	0.0	0.0	-
8:31	0.0	0.0	8:31	0.0	0.0	-
8:32	0.0	0.0	8:32	0.0	0.0	-
8:33	0.0	0.0	8:33	0.0	0.0	-
8:34	0.0	0.0	8:34	0.0	0.0	-
8:35	0.0	0.0	8:35	0.0	0.0	-
8:36	0.0	0.0	8:36	0.0	0.0	-
8:37	0.0	0.0	8:37	0.0	0.0	-
8:38	0.0	0.0	8:38	0.0	0.0	-
8:39	0.0	0.0	8:39	0.0	0.0	-
8:40	0.0	0.0	8:40	0.0	0.0	-
8:41	0.0	0.0	8:41	0.0	0.0	-
8:42	0.0	0.0	8:42	0.0	0.0	-
8:43	0.0	0.0	8:43	0.0	0.0	-
8:44	0.0	0.0	8:44	0.0	0.0	-
8:45	0.0	0.0	8:45	0.0	0.0	-
8:46	0.0	0.0	8:46	0.0	0.0	-
8:47	0.0	0.0	8:47	0.0	0.0	-
8:48	0.0	0.0	8:48	0.0	0.0	-

Grand Union Bowling Alley Site
BCP #360222
150 Westchester Avenue, Port Chester
September 30, 2024

PID DATA						
Upwind			Downwind			
Time	Concentration (ppm)	15-Min Avg Concentration (ppm)	Time	Concentration (ppm)	15-Min Avg Concentration (ppm)	Exceeds VOC Alarm Limit
8:49	0.0	0.0	8:49	0.0	0.0	-
8:50	0.0	0.0	8:50	0.0	0.0	-
8:51	0.0	0.0	8:51	0.0	0.0	-
8:52	0.0	0.0	8:52	0.0	0.0	-
8:53	0.0	0.0	8:53	0.0	0.0	-
8:54	0.0	0.0	8:54	0.0	0.0	-
8:55	0.0	0.0	8:55	0.0	0.0	-
8:56	0.0	0.0	8:56	0.0	0.0	-
8:57	0.0	0.0	8:57	0.0	0.0	-
8:58	0.0	0.0	8:58	0.0	0.0	-
8:59	0.0	0.0	8:59	0.0	0.0	-
9:00	0.0	0.0	9:00	0.0	0.0	-
9:01	0.0	0.0	9:01	0.0	0.0	-
9:02	0.0	0.0	9:02	0.0	0.0	-
9:03	0.0	0.0	9:03	0.0	0.0	-
9:04	0.0	0.0	9:04	0.0	0.0	-
9:05	0.0	0.0	9:05	0.0	0.0	-
9:06	0.0	0.0	9:06	0.0	0.0	-
9:07	0.0	0.0	9:07	0.0	0.0	-
9:08	0.0	0.0	9:08	0.0	0.0	-
9:09	0.0	0.0	9:09	0.0	0.0	-
9:10	0.0	0.0	9:10	0.0	0.0	-
9:11	0.0	0.0	9:11	0.0	0.0	-
9:12	0.0	0.0	9:12	0.0	0.0	-
9:13	0.0	0.0	9:13	0.0	0.0	-
9:14	0.0	0.0	9:14	0.0	0.0	-
9:15	0.0	0.0	9:15	0.0	0.0	-
9:16	0.0	0.0	9:16	0.0	0.0	-
9:17	0.0	0.0	9:17	0.0	0.0	-
9:18	0.0	0.0	9:18	0.0	0.0	-
9:19	0.0	0.0	9:19	0.0	0.0	-
9:20	0.0	0.0	9:20	0.0	0.0	-
9:21	0.0	0.0	9:21	0.0	0.0	-
9:22	0.0	0.0	9:22	0.0	0.0	-
9:23	0.0	0.0	9:23	0.0	0.0	-
9:24	0.0	0.0	9:24	0.0	0.0	-
9:25	0.0	0.0	9:25	0.0	0.0	-
9:26	0.0	0.0	9:26	0.0	0.0	-
9:27	0.0	0.0	9:27	0.0	0.0	-
9:28	0.0	0.0	9:28	0.0	0.0	-
9:29	0.0	0.0	9:29	0.0	0.0	-
9:30	0.0	0.0	9:30	0.0	0.0	-
9:31	0.0	0.0	9:31	0.0	0.0	-
9:32	0.0	0.0	9:32	0.0	0.0	-
9:33	0.0	0.0	9:33	0.0	0.0	-
9:34	0.0	0.0	9:34	0.0	0.0	-
9:35	0.0	0.0	9:35	0.0	0.0	-
9:36	0.0	0.0	9:36	0.0	0.0	-

Grand Union Bowling Alley Site
BCP #360222
150 Westchester Avenue, Port Chester
September 30, 2024

PID DATA						
Upwind			Downwind			
Time	Concentration (ppm)	15-Min Avg Concentration (ppm)	Time	Concentration (ppm)	15-Min Avg Concentration (ppm)	Exceeds VOC Alarm Limit
9:37	0.0	0.0	9:37	0.0	0.0	-
9:38	0.0	0.0	9:38	0.0	0.0	-
9:39	0.0	0.0	9:39	0.0	0.0	-
9:40	0.0	0.0	9:40	0.0	0.0	-
9:41	0.0	0.0	9:41	0.0	0.0	-
9:42	0.0	0.0	9:42	0.0	0.0	-
9:43	0.0	0.0	9:43	0.0	0.0	-
9:44	0.0	0.0	9:44	0.0	0.0	-
9:45	0.0	0.0	9:45	0.0	0.0	-
9:46	0.0	0.0	9:46	0.0	0.0	-
9:47	0.0	0.0	9:47	0.0	0.0	-
9:48	0.0	0.0	9:48	0.0	0.0	-
9:49	0.0	0.0	9:49	0.0	0.0	-
9:50	0.0	0.0	9:50	0.0	0.0	-
9:51	0.0	0.0	9:51	0.0	0.0	-
9:52	0.0	0.0	9:52	0.0	0.0	-
9:53	0.0	0.0	9:53	0.0	0.0	-
9:54	0.0	0.0	9:54	0.0	0.0	-
9:55	0.0	0.0	9:55	0.0	0.0	-
9:56	0.0	0.0	9:56	0.0	0.0	-
9:57	0.0	0.0	9:57	0.0	0.0	-
9:58	0.0	0.0	9:58	0.0	0.0	-
9:59	0.0	0.0	9:59	0.0	0.0	-
10:00	0.0	0.0	10:00	0.0	0.0	-
10:01	0.0	0.0	10:01	0.0	0.0	-
10:02	0.0	0.0	10:02	0.0	0.0	-
10:03	0.0	0.0	10:03	0.0	0.0	-
10:04	0.0	0.0	10:04	0.0	0.0	-
10:05	0.0	0.0	10:05	0.0	0.0	-
10:06	0.0	0.0	10:06	0.0	0.0	-
10:07	0.0	0.0	10:07	0.0	0.0	-
10:08	0.0	0.0	10:08	0.0	0.0	-
10:09	0.0	0.0	10:09	0.0	0.0	-
10:10	0.0	0.0	10:10	0.0	0.0	-
10:11	0.0	0.0	10:11	0.0	0.0	-
10:12	0.0	0.0	10:12	0.0	0.0	-
10:13	0.0	0.0	10:13	0.0	0.0	-
10:14	0.0	0.0	10:14	0.0	0.0	-
10:15	0.0	0.0	10:15	0.0	0.0	-
10:16	0.0	0.0	10:16	0.0	0.0	-
10:17	0.0	0.0	10:17	0.0	0.0	-
10:18	0.0	0.0	10:18	0.0	0.0	-
10:19	0.0	0.0	10:19	0.0	0.0	-
10:20	0.0	0.0	10:20	0.0	0.0	-
10:21	0.0	0.0	10:21	0.0	0.0	-
10:22	0.0	0.0	10:22	0.0	0.0	-
10:23	0.0	0.0	10:23	0.0	0.0	-
10:24	0.0	0.0	10:24	0.0	0.0	-

Grand Union Bowling Alley Site
BCP #360222
150 Westchester Avenue, Port Chester
September 30, 2024

PID DATA						
Upwind			Downwind			
Time	Concentration (ppm)	15-Min Avg Concentration (ppm)	Time	Concentration (ppm)	15-Min Avg Concentration (ppm)	Exceeds VOC Alarm Limit
10:25	0.0	0.0	10:25	0.0	0.0	-
10:26	0.0	0.0	10:26	0.0	0.0	-
10:27	0.0	0.0	10:27	0.0	0.0	-
10:28	0.0	0.0	10:28	0.0	0.0	-
10:29	0.0	0.0	10:29	0.0	0.0	-
10:30	0.0	0.0	10:30	0.0	0.0	-
10:31	0.0	0.0	10:31	0.0	0.0	-
10:32	0.0	0.0	10:32	0.0	0.0	-
10:33	0.0	0.0	10:33	0.0	0.0	-
10:34	0.0	0.0	10:34	0.0	0.0	-
10:35	0.0	0.0	10:35	0.0	0.0	-
10:36	0.0	0.0	10:36	0.0	0.0	-
10:37	0.0	0.0	10:37	0.0	0.0	-
10:38	0.0	0.0	10:38	0.0	0.0	-
10:39	0.0	0.0	10:39	0.0	0.0	-
10:40	0.0	0.0	10:40	0.0	0.0	-
10:41	0.0	0.0	10:41	0.0	0.0	-
10:42	0.0	0.0	10:42	0.0	0.0	-
10:43	0.0	0.0	10:43	0.0	0.0	-
10:44	0.0	0.0	10:44	0.0	0.0	-
10:45	0.0	0.0	10:45	0.0	0.0	-
10:46	0.0	0.0	10:46	0.0	0.0	-
10:47	0.0	0.0	10:47	0.0	0.0	-
10:48	0.0	0.0	10:48	0.0	0.0	-
10:49	0.0	0.0	10:49	0.0	0.0	-
10:50	0.0	0.0	10:50	0.0	0.0	-
10:51	0.0	0.0	10:51	0.0	0.0	-
10:52	0.0	0.0	10:52	0.0	0.0	-
10:53	0.0	0.0	10:53	0.0	0.0	-
10:54	0.0	0.0	10:54	0.0	0.0	-
10:55	0.0	0.0	10:55	0.0	0.0	-
10:56	0.0	0.0	10:56	0.0	0.0	-
10:57	0.0	0.0	10:57	0.0	0.0	-
10:58	0.0	0.0	10:58	0.0	0.0	-
10:59	0.0	0.0	10:59	0.0	0.0	-
11:00	0.0	0.0	11:00	0.0	0.0	-
11:01	0.0	0.0	11:01	0.0	0.0	-
11:02	0.0	0.0	11:02	0.0	0.0	-
11:03	0.0	0.0	11:03	0.0	0.0	-
11:04	0.0	0.0	11:04	0.0	0.0	-
11:05	0.0	0.0	11:05	0.0	0.0	-
11:06	0.0	0.0	11:06	0.0	0.0	-
11:07	0.0	0.0	11:07	0.0	0.0	-
11:08	0.0	0.0	11:08	0.0	0.0	-
11:09	0.0	0.0	11:09	0.0	0.0	-
11:10	0.0	0.0	11:10	0.0	0.0	-
11:11	0.0	0.0	11:11	0.0	0.0	-
11:12	0.0	0.0	11:12	0.0	0.0	-

Grand Union Bowling Alley Site
BCP #360222
150 Westchester Avenue, Port Chester
September 30, 2024

PID DATA						
Upwind			Downwind			
Time	Concentration (ppm)	15-Min Avg Concentration (ppm)	Time	Concentration (ppm)	15-Min Avg Concentration (ppm)	Exceeds VOC Alarm Limit
11:13	0.0	0.0	11:13	0.0	0.0	-
11:14	0.0	0.0	11:14	0.0	0.0	-
11:15	0.0	0.0	11:15	0.0	0.0	-
11:16	0.0	0.0	11:16	0.0	0.0	-
11:17	0.0	0.0	11:17	0.0	0.0	-
11:18	0.0	0.0	11:18	0.0	0.0	-
11:19	0.0	0.0	11:19	0.0	0.0	-
11:20	0.0	0.0	11:20	0.0	0.0	-
11:21	0.0	0.0	11:21	0.0	0.0	-
11:22	0.0	0.0	11:22	0.0	0.0	-
11:23	0.0	0.0	11:23	0.0	0.0	-
11:24	0.0	0.0	11:24	0.0	0.0	-
11:25	0.0	0.0	11:25	0.0	0.0	-
11:26	0.0	0.0	11:26	0.0	0.0	-
11:27	0.0	0.0	11:27	0.0	0.0	-
11:28	0.0	0.0	11:28	0.0	0.0	-
11:29	0.0	0.0	11:29	0.0	0.0	-
11:30	0.0	0.0	11:30	0.0	0.0	-
11:31	0.0	0.0	11:31	0.0	0.0	-
11:32	0.0	0.0	11:32	0.0	0.0	-
11:33	0.0	0.0	11:33	0.0	0.0	-
11:34	0.0	0.0	11:34	0.0	0.0	-
11:35	0.0	0.0	11:35	0.0	0.0	-
11:36	0.0	0.0	11:36	0.0	0.0	-
11:37	0.0	0.0	11:37	0.0	0.0	-
11:38	0.0	0.0	11:38	0.0	0.0	-
11:39	0.0	0.0	11:39	0.0	0.0	-
11:40	0.0	0.0	11:40	0.0	0.0	-
11:41	0.0	0.0	11:41	0.0	0.0	-
11:42	0.0	0.0	11:42	0.0	0.0	-
11:43	0.0	0.0	11:43	0.0	0.0	-
11:44	0.0	0.0	11:44	0.0	0.0	-
11:45	0.0	0.0	11:45	0.0	0.0	-
11:46	0.0	0.0	11:46	0.0	0.0	-
11:47	0.0	0.0	11:47	0.0	0.0	-
11:48	0.0	0.0	11:48	0.0	0.0	-
11:49	0.0	0.0	11:49	0.0	0.0	-
11:50	0.0	0.0	11:50	0.0	0.0	-
11:51	0.0	0.0	11:51	0.0	0.0	-
11:52	0.0	0.0	11:52	0.0	0.0	-
11:53	0.0	0.0	11:53	0.0	0.0	-
11:54	0.0	0.0	11:54	0.0	0.0	-
11:55	0.0	0.0	11:55	0.0	0.0	-
11:56	0.0	0.0	11:56	0.0	0.0	-
11:57	0.0	0.0	11:57	0.0	0.0	-
11:58	0.0	0.0	11:58	0.0	0.0	-
11:59	0.0	0.0	11:59	0.0	0.0	-
12:00	0.0	0.0	12:00	0.0	0.0	-

Grand Union Bowling Alley Site
BCP #360222
150 Westchester Avenue, Port Chester
September 30, 2024

PID DATA						
Upwind			Downwind			
Time	Concentration (ppm)	15-Min Avg Concentration (ppm)	Time	Concentration (ppm)	15-Min Avg Concentration (ppm)	Exceeds VOC Alarm Limit
12:01	0.0	0.0	12:01	0.0	0.0	-
12:02	0.0	0.0	12:02	0.0	0.0	-
12:03	0.0	0.0	12:03	0.0	0.0	-
12:04	0.0	0.0	12:04	0.0	0.0	-
12:05	0.0	0.0	12:05	0.0	0.0	-
12:06	0.0	0.0	12:06	0.0	0.0	-
12:07	0.0	0.0	12:07	0.0	0.0	-
12:08	0.0	0.0	12:08	0.0	0.0	-
12:09	0.0	0.0	12:09	0.0	0.0	-
12:10	0.0	0.0	12:10	0.0	0.0	-
12:11	0.0	0.0	12:11	0.0	0.0	-
12:12	0.0	0.0	12:12	0.0	0.0	-
12:13	0.0	0.0	12:13	0.0	0.0	-
12:14	0.0	0.0	12:14	0.0	0.0	-
12:15	0.0	0.0	12:15	0.0	0.0	-
12:16	0.0	0.0	12:16	0.0	0.0	-
12:17	0.0	0.0	12:17	0.0	0.0	-
12:18	0.0	0.0	12:18	0.0	0.0	-
12:19	0.0	0.0	12:19	0.0	0.0	-
12:20	0.0	0.0	12:20	0.0	0.0	-
12:21	0.0	0.0	12:21	0.0	0.0	-
12:22	0.0	0.0	12:22	0.0	0.0	-
12:23	0.0	0.0	12:23	0.0	0.0	-
12:24	0.0	0.0	12:24	0.0	0.0	-
12:25	0.0	0.0	12:25	0.0	0.0	-
12:26	0.0	0.0	12:26	0.0	0.0	-
12:27	0.0	0.0	12:27	0.0	0.0	-
12:28	0.0	0.0	12:28	0.0	0.0	-
12:29	0.0	0.0	12:29	0.0	0.0	-
12:30	0.0	0.0	12:30	0.0	0.0	-
12:31	0.0	0.0	12:31	0.0	0.0	-
12:32	0.0	0.0	12:32	0.0	0.0	-
12:33	0.0	0.0	12:33	0.0	0.0	-
12:34	0.0	0.0	12:34	0.0	0.0	-
12:35	0.0	0.0	12:35	0.0	0.0	-
12:36	0.0	0.0	12:36	0.0	0.0	-
12:37	0.0	0.0	12:37	0.0	0.0	-
12:38	0.0	0.0	12:38	0.0	0.0	-
12:39	0.0	0.0	12:39	0.0	0.0	-
12:40	0.0	0.0	12:40	0.0	0.0	-
12:41	0.0	0.0	12:41	0.0	0.0	-
12:42	0.0	0.0	12:42	0.0	0.0	-
12:43	0.0	0.0	12:43	0.0	0.0	-
12:44	0.0	0.0	12:44	0.0	0.0	-
12:45	0.0	0.0	12:45	0.0	0.0	-
12:46	0.0	0.0	12:46	0.0	0.0	-
12:47	0.0	0.0	12:47	0.0	0.0	-
12:48	0.0	0.0	12:48	0.0	0.0	-

Grand Union Bowling Alley Site
BCP #360222
150 Westchester Avenue, Port Chester
September 30, 2024

PID DATA						
Upwind			Downwind			
Time	Concentration (ppm)	15-Min Avg Concentration (ppm)	Time	Concentration (ppm)	15-Min Avg Concentration (ppm)	Exceeds VOC Alarm Limit
12:49	0.0	0.0	12:49	0.0	0.0	-
12:50	0.0	0.0	12:50	0.0	0.0	-
12:51	0.0	0.0	12:51	0.0	0.0	-
12:52	0.0	0.0	12:52	0.0	0.0	-
12:53	0.0	0.0	12:53	0.0	0.0	-
12:54	0.0	0.0	12:54	0.0	0.0	-
12:55	0.0	0.0	12:55	0.0	0.0	-
12:56	0.0	0.0	12:56	0.0	0.0	-
12:57	0.0	0.0	12:57	0.0	0.0	-
12:58	0.0	0.0	12:58	0.0	0.0	-
12:59	0.0	0.0	12:59	0.0	0.0	-
13:00	0.0	0.0	13:00	0.0	0.0	-
13:01	0.0	0.0	13:01	0.0	0.0	-
13:02	0.0	0.0	13:02	0.0	0.0	-
13:03	0.0	0.0	13:03	0.0	0.0	-
13:04	0.0	0.0	13:04	0.0	0.0	-
13:05	0.0	0.0	13:05	0.0	0.0	-
13:06	0.0	0.0	13:06	0.0	0.0	-
13:07	0.0	0.0	13:07	0.0	0.0	-
13:08	0.0	0.0	13:08	0.0	0.0	-
13:09	0.0	0.0	13:09	0.0	0.0	-
13:10	0.0	0.0	13:10	0.0	0.0	-
13:11	0.0	0.0	13:11	0.0	0.0	-
13:12	0.0	0.0	13:12	0.0	0.0	-
13:13	0.0	0.0	13:13	0.0	0.0	-
13:14	0.0	0.0	13:14	0.0	0.0	-
13:15	0.0	0.0	13:15	0.0	0.0	-
13:16	0.0	0.0	13:16	0.0	0.0	-
13:17	0.0	0.0	13:17	0.0	0.0	-
13:18	0.0	0.0	13:18	0.0	0.0	-
13:19	0.0	0.0	13:19	0.0	0.0	-
13:20	0.0	0.0	13:20	0.0	0.0	-
13:21	0.0	0.0	13:21	0.0	0.0	-
13:22	0.0	0.0	13:22	0.0	0.0	-
13:23	0.0	0.0	13:23	0.0	0.0	-
13:24	0.0	0.0	13:24	0.0	0.0	-
13:25	0.0	0.0	13:25	0.0	0.0	-
13:26	0.0	0.0	13:26	0.0	0.0	-
13:27	0.0	0.0	13:27	0.0	0.0	-
13:28	0.0	0.0	13:28	0.0	0.0	-
13:29	0.0	0.0	13:29	0.0	0.0	-
13:30	0.0	0.0	13:30	0.0	0.0	-
13:31	0.0	0.0	13:31	0.0	0.0	-
13:32	0.0	0.0	13:32	0.0	0.0	-
13:33	0.0	0.0	13:33	0.0	0.0	-
13:34	0.0	0.0	13:34	0.0	0.0	-
13:35	0.0	0.0	13:35	0.0	0.0	-
13:36	0.0	0.0	13:36	0.0	0.0	-

Grand Union Bowling Alley Site
BCP #360222
150 Westchester Avenue, Port Chester
September 30, 2024

PID DATA						
Upwind			Downwind			
Time	Concentration (ppm)	15-Min Avg Concentration (ppm)	Time	Concentration (ppm)	15-Min Avg Concentration (ppm)	Exceeds VOC Alarm Limit
13:37	0.0	0.0	13:37	0.0	0.0	-
13:38	0.0	0.0	13:38	0.0	0.0	-
13:39	0.0	0.0	13:39	0.0	0.0	-
13:40	0.0	0.0	13:40	0.0	0.0	-
13:41	0.0	0.0	13:41	0.0	0.0	-
13:42	0.0	0.0	13:42	0.0	0.0	-
13:43	0.0	0.0	13:43	0.0	0.0	-
13:44	0.0	0.0	13:44	0.0	0.0	-
13:45	0.0	0.0	13:45	0.0	0.0	-
13:46	0.0	0.0	13:46	0.0	0.0	-
13:47	0.0	0.0	13:47	0.0	0.0	-
13:48	0.0	0.0	13:48	0.0	0.0	-
13:49	0.0	0.0	13:49	0.0	0.0	-
13:50	0.0	0.0	13:50	0.0	0.0	-
13:51	0.0	0.0	13:51	0.0	0.0	-
13:52	0.0	0.0	13:52	0.0	0.0	-
13:53	0.0	0.0	13:53	0.0	0.0	-
13:54	0.0	0.0	13:54	0.0	0.0	-
13:55	0.0	0.0	13:55	0.0	0.0	-
13:56	0.0	0.0	13:56	0.0	0.0	-
13:57	0.0	0.0	13:57	0.0	0.0	-
13:58	0.0	0.0	13:58	0.0	0.0	-
13:59	0.0	0.0	13:59	0.0	0.0	-
14:00	0.0	0.0	14:00	0.0	0.0	-
14:01	0.0	0.0	14:01	0.0	0.0	-
14:02	0.0	0.0	14:02	0.0	0.0	-
14:03	0.0	0.0	14:03	0.0	0.0	-
14:04	0.0	0.0	14:04	0.0	0.0	-
14:05	0.0	0.0	14:05	0.0	0.0	-
14:06	0.0	0.0	14:06	0.0	0.0	-
14:07	0.0	0.0	14:07	0.0	0.0	-
14:08	0.0	0.0	14:08	0.0	0.0	-
14:09	0.0	0.0	14:09	0.0	0.0	-
14:10	0.0	0.0	14:10	0.0	0.0	-
14:11	0.0	0.0	14:11	0.0	0.0	-
14:12	0.0	0.0	14:12	0.0	0.0	-
14:13	0.0	0.0	14:13	0.0	0.0	-
14:14	0.0	0.0	14:14	0.0	0.0	-
14:15	0.0	0.0	14:15	0.0	0.0	-
14:16	0.0	0.0	14:16	0.0	0.0	-
14:17	0.0	0.0	14:17	0.0	0.0	-
14:18	0.0	0.0	14:18	0.0	0.0	-
14:19	0.0	0.0	14:19	0.0	0.0	-
14:20	0.0	0.0	14:20	0.0	0.0	-
14:21	0.0	0.0	14:21	0.0	0.0	-
14:22	0.0	0.0	14:22	0.0	0.0	-
14:23	0.0	0.0	14:23	0.0	0.0	-
14:24	0.0	0.0	14:24	0.0	0.0	-

Grand Union Bowling Alley Site
BCP #360222
150 Westchester Avenue, Port Chester
September 30, 2024

PID DATA						
Upwind			Downwind			
Time	Concentration (ppm)	15-Min Avg Concentration (ppm)	Time	Concentration (ppm)	15-Min Avg Concentration (ppm)	Exceeds VOC Alarm Limit
14:25	0.0	0.0	14:25	0.0	0.0	-
14:26	0.0	0.0	14:26	0.0	0.0	-
14:27	0.0	0.0	14:27	0.0	0.0	-
14:28	0.0	0.0	14:28	0.0	0.0	-
14:29	0.0	0.0	14:29	0.0	0.0	-
14:30	0.0	0.0	14:30	0.0	0.0	-
14:31	0.0	0.0	14:31	0.0	0.0	-
14:32	0.0	0.0	14:32	0.0	0.0	-
14:33	0.0	0.0	14:33	0.0	0.0	-
14:34	0.0	0.0	14:34	0.0	0.0	-
14:35	0.0	0.0	14:35	0.0	0.0	-
14:36	0.0	0.0	14:36	0.0	0.0	-
14:37	0.0	0.0	14:37	0.0	0.0	-
14:38	0.0	0.0	14:38	0.0	0.0	-
14:39	0.0	0.0	14:39	0.0	0.0	-
14:40	0.0	0.0	14:40	0.0	0.0	-
14:41	0.0	0.0	14:41	0.0	0.0	-
14:42	0.0	0.0	14:42	0.0	0.0	-
14:43	0.0	0.0	14:43	0.0	0.0	-
14:44	0.0	0.0	14:44	0.0	0.0	-
14:45	0.0	0.0	14:45	0.0	0.0	-
14:46	0.0	0.0	14:46	0.0	0.0	-
14:47	0.0	0.0	14:47	0.0	0.0	-
14:48	0.0	0.0	14:48	0.0	0.0	-
14:49	0.0	0.0	14:49	0.0	0.0	-
14:50	0.0	0.0	14:50	0.0	0.0	-
14:51	0.0	0.0	14:51	0.0	0.0	-
14:52	0.0	0.0	14:52	0.0	0.0	-
14:53	0.0	0.0	14:53	0.0	0.0	-
14:54	0.0	0.0	14:54	0.0	0.0	-
14:55	0.0	0.0	14:55	0.0	0.0	-
14:56	0.0	0.0	14:56	0.0	0.0	-
14:57	0.0	0.0	14:57	0.0	0.0	-
14:58	0.0	0.0	14:58	0.0	0.0	-
14:59	0.0	0.0	14:59	0.0	0.0	-
15:00	0.0	0.0	15:00	0.0	0.0	-
15:01	0.0	0.0	15:01	0.0	0.0	-
15:02	0.0	0.0	15:02	0.0	0.0	-
15:03	0.0	0.0	15:03	0.0	0.0	-
15:04	0.0	0.0	15:04	0.0	0.0	-
15:05	0.0	0.0	15:05	0.0	0.0	-
15:06	0.0	0.0	15:06	0.0	0.0	-
15:07	0.0	0.0	15:07	0.0	0.0	-
15:08	0.0	0.0	15:08	0.0	0.0	-
15:09	0.0	0.0	15:09	0.0	0.0	-
15:10	0.0	0.0	15:10	0.0	0.0	-
15:11	0.0	0.0	15:11	0.0	0.0	-
15:12	0.0	0.0	15:12	0.0	0.0	-

Grand Union Bowling Alley Site
BCP #360222
150 Westchester Avenue, Port Chester
September 30, 2024

PID DATA						
Upwind			Downwind			
Time	Concentration (ppm)	15-Min Avg Concentration (ppm)	Time	Concentration (ppm)	15-Min Avg Concentration (ppm)	Exceeds VOC Alarm Limit
15:13	0.0	0.0	15:13	0.0	0.0	-
15:14	0.0	0.0	15:14	0.0	0.0	-
15:15	0.0	0.0	15:15	0.0	0.0	-
15:16	0.0	0.0	15:16	0.0	0.0	-
15:17	0.0	0.0	15:17	0.0	0.0	-
15:18	0.0	0.0	15:18	0.0	0.0	-
15:19	0.0	0.0	15:19	0.0	0.0	-
15:20	0.0	0.0	15:20	0.0	0.0	-
15:21	0.0	0.0	15:21	0.0	0.0	-
15:22	0.0	0.0	15:22	0.0	0.0	-
15:23	0.0	0.0	15:23	0.0	0.0	-
15:24	0.0	0.0	15:24	0.0	0.0	-
15:25	0.0	0.0	15:25	0.0	0.0	-
15:26	0.0	0.0	15:26	0.0	0.0	-
15:27	0.0	0.0	15:27	0.0	0.0	-
15:28	0.0	0.0	15:28	0.0	0.0	-
15:29	0.0	0.0	15:29	0.0	0.0	-
15:30	0.0	0.0	15:30	0.0	0.0	-
15:31	0.0	0.0	15:31	0.0	0.0	-
15:32	0.0	0.0	15:32	0.0	0.0	-

SESI CONSULTING ENGINEERS

959 US-46 Floor 3, Suite 300 - Parsippany-Troy Hills, NJ

DAILY AIR MONITORING REPORT
150 Westchester Avenue
Port Chester, New York

10/01/2024

Rev. No. 0	Page 1 of 2
Project Number: 11895A	
Dust Action Level	150 µg/m^3
VOC Action Level	5 ppm

Weather Data Range for Work Day		Wind Direction	ENE	Relative Humidity (%)	68.0 - 90.0	Daily Rain Total (in)	0.00	Readings in the summary table and graphs below are the reported downwind concentrations.
Temperature (°F)	59.0 - 66.0	Wind Speed (MPH)	2.4 - 11.9	Barometer (inHg)	30.10 - 30.10	Avg. Dew Point Temp (°F)	56.8	

Station Location	Daily Avg. Dust Concentration (µg/m^3)	Max 15-Min Dust Concentration (µg/m^3)	Time of Max Dust Reading	Daily Avg. VOC Concentration (ppm)	Max 15-Min VOC Concentration (ppm)	Time of Max VOC Reading
Upwind	9.8	16.8	8:26	0.0	0.0	8:26
Downwind	12.2	30.7	11:39	0.0	0.0	8:29

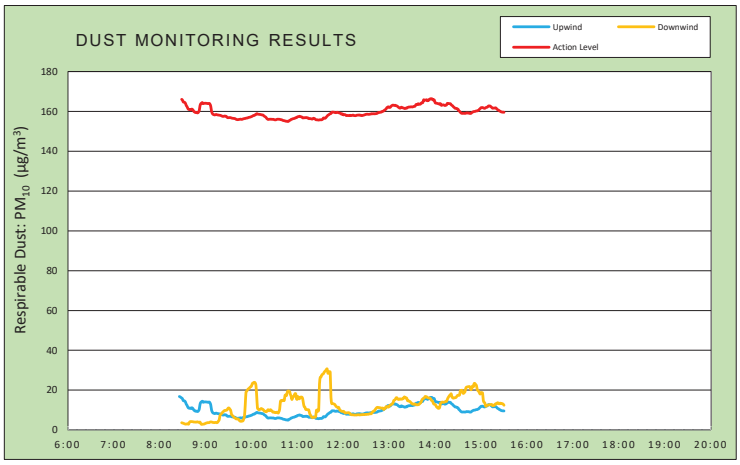

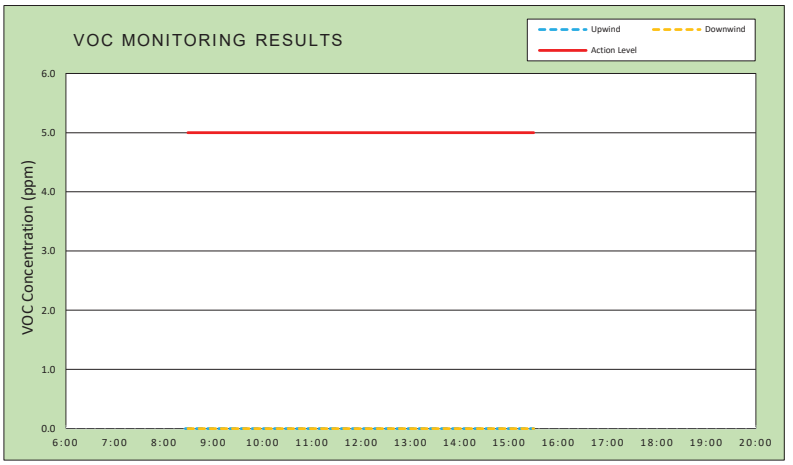

Air Monitoring Notes:

Weather Notes:

EMILCOTT
A Triumvirate Environmental Company

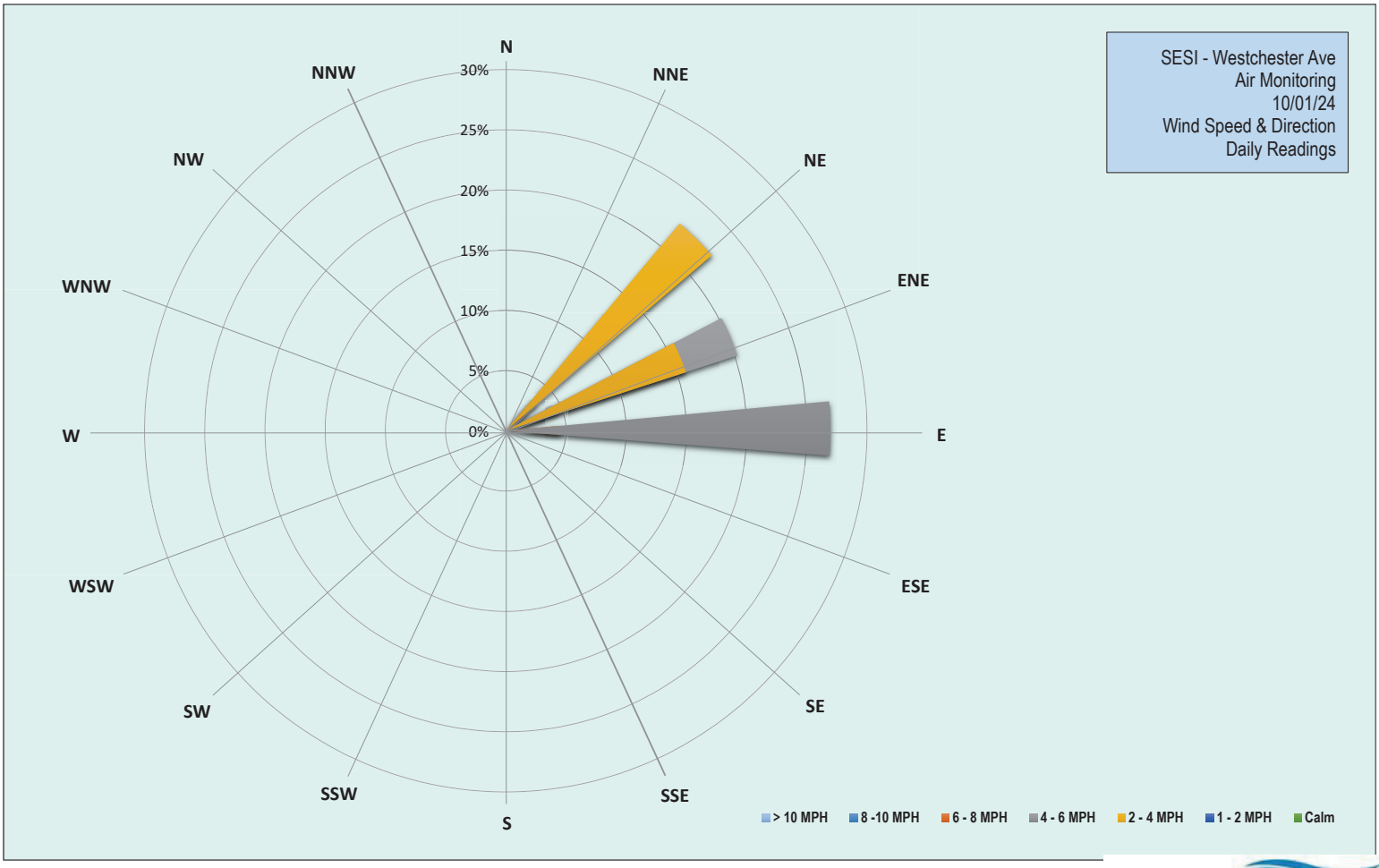

EMILCOTT
A Triumvirate Environmental Company

Grand Union Bowling Alley Site
BCP #360222
150 Westchester Avenue, Port Chester
October 1, 2024

Tuesday, October 1, 2024

Number of Instances Where Downwind Particulates Exceeds Upwind Particulate + 150 =	**0**
Number of Comparable Data Points =	**422**
Start Time:	**8:11**
End Time:	**15:30**

PARTICULATE DATA

Upwind			Downwind			
Time	**Concentration (ug/m^3)**	**15-Min Avg Concentration (ug/m^3)**	**Time**	**Concentration (ug/m^3)**	**15-Min Avg Concentration (ug/m^3)**	**Exceeds Particulate Alarm Limit**
8:11	11.5	-	8:11	-	-	-
8:12	13.5	-	8:12	-	-	-
8:13	14.5	-	8:13	-	-	-
8:14	18.3	-	8:14	4.0	-	-
8:15	22.5	-	8:15	5.5	-	-
8:16	25.8	-	8:16	4.0	-	-
8:17	14.5	-	8:17	5.0	-	-
8:18	10.3	-	8:18	4.0	-	-
8:19	18.3	-	8:19	3.3	-	-
8:20	24.3	-	8:20	2.3	-	-
8:21	18.8	-	8:21	3.3	-	-
8:22	24.5	-	8:22	3.3	-	-
8:23	15.5	-	8:23	4.0	-	-
8:24	10.0	-	8:24	3.3	-	-
8:25	9.5	-	8:25	4.8	-	-
8:26	12.0	16.8	8:26	3.0	-	-
8:27	10.5	16.6	8:27	3.0	-	-
8:28	10.5	16.3	8:28	3.3	-	-
8:29	13.8	16.0	8:29	2.8	3.6	-
8:30	17.8	15.7	8:30	3.3	3.5	-
8:31	11.5	14.8	8:31	2.5	3.4	-
8:32	12.3	14.6	8:32	2.5	3.2	-
8:33	8.8	14.5	8:33	1.8	3.1	-
8:34	10.3	14.0	8:34	1.3	2.9	-
8:35	8.8	13.0	8:35	2.5	3.0	-
8:36	10.3	12.4	8:36	5.0	3.1	-
8:37	11.5	11.5	8:37	3.0	3.1	-
8:38	8.0	11.0	8:38	1.5	2.9	-
8:39	9.0	11.0	8:39	16.3	3.8	-
8:40	10.5	11.0	8:40	10.8	4.2	-
8:41	7.8	10.7	8:41	3.8	4.2	-
8:42	16.8	11.2	8:42	3.0	4.2	-
8:43	8.3	11.0	8:43	2.5	4.2	-
8:44	7.5	10.6	8:44	2.0	4.1	-
8:45	7.5	9.9	8:45	1.5	4.0	-
8:46	9.0	9.7	8:46	2.5	4.0	-
8:47	7.0	9.4	8:47	2.0	4.0	-
8:48	10.3	9.5	8:48	1.3	3.9	-
8:49	8.0	9.3	8:49	3.3	4.1	-
8:50	7.8	9.3	8:50	2.3	4.0	-
8:51	16.0	9.7	8:51	2.0	3.8	-
8:52	24.3	10.5	8:52	3.0	3.8	-

Grand Union Bowling Alley Site
BCP #360222
150 Westchester Avenue, Port Chester
October 1, 2024

PARTICULATE DATA						
Upwind			Downwind			Exceeds Particulate Alarm Limit
Time	Concentration (ug/m^3)	15-Min Avg Concentration (ug/m^3)	Time	Concentration (ug/m^3)	15-Min Avg Concentration (ug/m^3)	
8:53	44.0	12.9	8:53	3.3	4.0	-
8:54	23.3	13.9	8:54	4.5	3.2	-
8:55	14.8	14.1	8:55	5.3	2.8	-
8:56	12.3	14.4	8:56	4.8	2.9	-
8:57	8.8	13.9	8:57	4.0	2.9	-
8:58	10.3	14.0	8:58	2.5	2.9	-
8:59	8.0	14.1	8:59	4.5	3.1	-
9:00	8.0	14.1	9:00	4.3	3.3	-
9:01	8.0	14.0	9:01	5.0	3.5	-
9:02	7.3	14.1	9:02	3.8	3.6	-
9:03	8.3	13.9	9:03	2.8	3.7	-
9:04	8.3	13.9	9:04	3.3	3.7	-
9:05	9.3	14.0	9:05	2.8	3.7	-
9:06	9.3	13.6	9:06	5.5	3.9	-
9:07	8.5	12.5	9:07	4.5	4.0	-
9:08	7.5	10.1	9:08	2.5	4.0	-
9:09	7.0	9.0	9:09	3.0	3.9	-
9:10	7.5	8.5	9:10	3.3	3.8	-
9:11	9.8	8.4	9:11	4.5	3.7	-
9:12	6.5	8.2	9:12	3.3	3.7	-
9:13	11.8	8.3	9:13	4.3	3.8	-
9:14	10.0	8.5	9:14	3.5	3.7	-
9:15	6.3	8.3	9:15	3.0	3.7	-
9:16	6.3	8.2	9:16	8.3	3.9	-
9:17	6.8	8.2	9:17	13.0	4.5	-
9:18	6.8	8.1	9:18	11.0	5.0	-
9:19	7.8	8.1	9:19	34.8	7.1	-
9:20	7.5	7.9	9:20	13.5	7.9	-
9:21	6.8	7.8	9:21	10.3	8.2	-
9:22	5.8	7.6	9:22	12.0	8.7	-
9:23	6.0	7.5	9:23	9.3	9.1	-
9:24	7.8	7.5	9:24	7.0	9.4	-
9:25	9.5	7.7	9:25	9.5	9.8	-
9:26	8.0	7.6	9:26	4.0	9.8	-
9:27	6.8	7.6	9:27	5.5	9.9	-
9:28	5.8	7.2	9:28	5.0	10.0	-
9:29	5.3	6.9	9:29	11.8	10.5	-
9:30	6.3	6.9	9:30	10.8	11.0	-
9:31	6.5	6.9	9:31	7.0	11.0	-
9:32	7.3	6.9	9:32	4.3	10.4	-
9:33	5.8	6.8	9:33	3.5	9.9	-
9:34	5.5	6.7	9:34	6.3	8.0	-
9:35	5.8	6.6	9:35	4.5	7.4	-
9:36	6.0	6.5	9:36	4.3	7.0	-
9:37	5.0	6.5	9:37	5.3	6.5	-
9:38	5.3	6.4	9:38	3.5	6.1	-
9:39	6.0	6.3	9:39	4.3	6.0	-
9:40	5.8	6.1	9:40	3.3	5.5	-

Grand Union Bowling Alley Site
BCP #360222
150 Westchester Avenue, Port Chester
October 1, 2024

PARTICULATE DATA						
Upwind			Downwind			Exceeds Particulate Alarm Limit
Time	Concentration (ug/m^3)	15-Min Avg Concentration (ug/m^3)	Time	Concentration (ug/m^3)	15-Min Avg Concentration (ug/m^3)	
9:41	6.0	5.9	9:41	4.8	5.6	-
9:42	5.8	5.9	9:42	4.3	5.5	-
9:43	6.3	5.9	9:43	4.3	5.5	-
9:44	6.5	6.0	9:44	4.3	5.0	-
9:45	7.0	6.0	9:45	4.3	4.5	-
9:46	7.8	6.1	9:46	4.8	4.4	-
9:47	5.8	6.0	9:47	4.5	4.4	-
9:48	6.0	6.0	9:48	6.3	4.6	-
9:49	8.3	6.2	9:49	5.8	4.5	-
9:50	7.0	6.3	9:50	18.3	5.5	-
9:51	8.0	6.4	9:51	26.0	6.9	-
9:52	5.3	6.4	9:52	85.8	12.3	-
9:53	7.5	6.6	9:53	103.0	18.9	-
9:54	7.3	6.7	9:54	13.0	19.5	-
9:55	6.3	6.7	9:55	13.3	20.2	-
9:56	9.0	6.9	9:56	11.5	20.6	-
9:57	7.3	7.0	9:57	8.8	20.9	-
9:58	7.5	7.1	9:58	10.3	21.3	-
9:59	8.3	7.2	9:59	10.3	21.7	-
10:00	9.5	7.4	10:00	7.3	21.9	-
10:01	10.0	7.5	10:01	21.5	23.0	-
10:02	9.5	7.8	10:02	13.3	23.6	-
10:03	8.8	8.0	10:03	5.8	23.6	-
10:04	8.3	8.0	10:04	11.5	24.0	-
10:05	12.5	8.3	10:05	13.5	23.6	-
10:06	10.0	8.5	10:06	8.8	22.5	-
10:07	11.3	8.9	10:07	4.3	17.1	-
10:08	5.3	8.7	10:08	12.0	11.0	-
10:09	5.3	8.6	10:09	5.5	10.5	-
10:10	6.0	8.6	10:10	6.8	10.1	-
10:11	7.8	8.5	10:11	16.0	10.4	-
10:12	6.8	8.4	10:12	10.5	10.5	-
10:13	5.8	8.3	10:13	15.3	10.8	-
10:14	6.8	8.2	10:14	4.8	10.4	-
10:15	9.3	8.2	10:15	6.5	10.4	-
10:16	5.5	7.9	10:16	15.0	10.0	-
10:17	4.5	7.6	10:17	5.8	9.5	-
10:18	5.0	7.3	10:18	5.5	9.4	-
10:19	4.3	7.1	10:19	7.3	9.2	-
10:20	4.5	6.5	10:20	14.8	9.2	-
10:21	4.8	6.2	10:21	17.5	9.8	-
10:22	8.0	6.0	10:22	9.8	10.2	-
10:23	6.5	6.0	10:23	4.5	9.7	-
10:24	5.5	6.1	10:24	7.0	9.8	-
10:25	6.3	6.1	10:25	13.0	10.2	-
10:26	7.5	6.1	10:26	9.5	9.8	-
10:27	6.3	6.0	10:27	7.0	9.5	-
10:28	5.5	6.0	10:28	6.8	9.0	-

Grand Union Bowling Alley Site
BCP #360222
150 Westchester Avenue, Port Chester
October 1, 2024

PARTICULATE DATA						
Upwind			Downwind			Exceeds Particulate Alarm Limit
Time	Concentration (ug/m^3)	15-Min Avg Concentration (ug/m^3)	Time	Concentration (ug/m^3)	15-Min Avg Concentration (ug/m^3)	
10:29	6.8	6.0	10:29	4.5	9.0	-
10:30	6.5	5.8	10:30	6.8	9.0	-
10:31	4.8	5.8	10:31	10.5	8.7	-
10:32	4.5	5.8	10:32	7.5	8.8	-
10:33	7.5	5.9	10:33	6.8	8.9	-
10:34	6.0	6.1	10:34	7.8	8.9	-
10:35	4.8	6.1	10:35	8.0	8.5	-
10:36	4.3	6.0	10:36	28.0	9.2	-
10:37	7.8	6.0	10:37	29.5	10.5	-
10:38	4.5	5.9	10:38	62.8	14.4	-
10:39	4.8	5.8	10:39	13.8	14.8	-
10:40	4.5	5.7	10:40	10.0	14.6	-
10:41	4.5	5.5	10:41	15.0	15.0	-
10:42	4.3	5.4	10:42	4.0	14.8	-
10:43	4.8	5.3	10:43	6.5	14.8	-
10:44	5.0	5.2	10:44	44.8	17.4	-
10:45	4.5	5.1	10:45	9.0	17.6	-
10:46	4.0	5.0	10:46	6.5	17.3	-
10:47	5.0	5.1	10:47	33.5	19.1	-
10:48	4.8	4.9	10:48	15.0	19.6	-
10:49	10.8	5.2	10:49	5.5	19.5	-
10:50	8.8	5.5	10:50	5.8	19.3	-
10:51	6.8	5.6	10:51	5.5	17.8	-
10:52	13.0	6.0	10:52	16.3	16.9	-
10:53	6.0	6.1	10:53	38.0	15.3	-
10:54	7.3	6.3	10:54	30.8	16.4	-
10:55	6.5	6.4	10:55	13.5	16.6	-
10:56	5.3	6.4	10:56	27.5	17.5	-
10:57	6.8	6.6	10:57	14.5	18.2	-
10:58	8.5	6.9	10:58	7.5	18.2	-
10:59	4.8	6.8	10:59	4.8	15.6	-
11:00	10.0	7.2	11:00	5.8	15.4	-
11:01	6.0	7.3	11:01	27.8	16.8	-
11:02	6.0	7.4	11:02	19.8	15.9	-
11:03	7.3	7.6	11:03	12.5	15.7	-
11:04	7.8	7.4	11:04	16.8	16.4	-
11:05	7.5	7.3	11:05	6.3	16.5	-
11:06	5.0	7.2	11:06	5.8	16.5	-
11:07	6.8	6.8	11:07	5.0	15.7	-
11:08	6.0	6.8	11:08	4.3	13.5	-
11:09	8.8	6.9	11:09	4.3	11.7	-
11:10	5.5	6.8	11:10	9.8	11.5	-
11:11	6.8	6.9	11:11	9.8	10.3	-
11:12	7.0	6.9	11:12	15.5	10.4	-
11:13	5.8	6.7	11:13	4.8	10.2	-
11:14	5.3	6.8	11:14	4.3	10.1	-
11:15	4.3	6.4	11:15	5.0	10.1	-
11:16	6.0	6.4	11:16	4.8	8.6	-

Grand Union Bowling Alley Site
BCP #360222
150 Westchester Avenue, Port Chester
October 1, 2024

PARTICULATE DATA						
Upwind			Downwind			Exceeds Particulate Alarm Limit
Time	Concentration (ug/m^3)	15-Min Avg Concentration (ug/m^3)	Time	Concentration (ug/m^3)	15-Min Avg Concentration (ug/m^3)	
11:17	6.3	6.4	11:17	5.0	7.6	-
11:18	5.8	6.3	11:18	4.8	7.1	-
11:19	6.0	6.2	11:19	6.0	6.3	-
11:20	7.8	6.2	11:20	5.0	6.3	-
11:21	10.5	6.6	11:21	6.8	6.3	-
11:22	5.3	6.5	11:22	5.3	6.3	-
11:23	3.3	6.3	11:23	4.8	6.4	-
11:24	3.0	5.9	11:24	7.0	6.6	-
11:25	3.8	5.8	11:25	59.5	9.9	-
11:26	7.0	5.8	11:26	12.0	10.0	-
11:27	5.5	5.7	11:27	6.0	9.4	-
11:28	5.3	5.7	11:28	13.3	10.0	-
11:29	6.5	5.7	11:29	201.0	23.1	-
11:30	5.5	5.8	11:30	55.3	26.4	-
11:31	5.0	5.8	11:31	7.8	26.6	-
11:32	7.5	5.8	11:32	19.3	27.6	-
11:33	8.5	6.0	11:33	10.8	28.0	-
11:34	15.3	6.6	11:34	9.3	28.2	-
11:35	8.3	6.7	11:35	15.8	28.9	-
11:36	8.3	6.5	11:36	14.5	29.4	-
11:37	8.3	6.7	11:37	10.8	29.8	-
11:38	10.3	7.2	11:38	13.5	30.4	-
11:39	9.5	7.6	11:39	11.5	30.7	-
11:40	10.5	8.1	11:40	26.8	28.5	-
11:41	9.8	8.3	11:41	18.8	28.9	-
11:42	10.5	8.6	11:42	11.3	29.3	-
11:43	9.0	8.8	11:43	11.3	29.2	-
11:44	7.8	8.9	11:44	9.3	16.4	-
11:45	14.8	9.5	11:45	7.8	13.2	-
11:46	6.5	9.6	11:46	9.0	13.3	-
11:47	7.0	9.6	11:47	17.5	13.2	-
11:48	8.5	9.6	11:48	8.3	13.0	-
11:49	12.8	9.4	11:49	6.3	12.8	-
11:50	7.3	9.4	11:50	6.8	12.2	-
11:51	8.5	9.4	11:51	7.3	11.7	-
11:52	10.8	9.6	11:52	7.5	11.5	-
11:53	8.8	9.5	11:53	9.8	11.3	-
11:54	7.3	9.3	11:54	13.8	11.4	-
11:55	9.8	9.3	11:55	13.3	10.5	-
11:56	6.8	9.1	11:56	8.8	9.8	-
11:57	6.8	8.8	11:57	8.3	9.6	-
11:58	5.5	8.6	11:58	7.8	9.4	-
11:59	10.8	8.8	11:59	7.3	9.3	-
12:00	7.3	8.3	12:00	9.3	9.4	-
12:01	7.8	8.4	12:01	6.8	9.2	-
12:02	7.3	8.4	12:02	8.5	8.6	-
12:03	6.5	8.2	12:03	6.8	8.5	-
12:04	7.3	7.9	12:04	7.3	8.6	-

Grand Union Bowling Alley Site
BCP #360222
150 Westchester Avenue, Port Chester
October 1, 2024

PARTICULATE DATA						
Upwind			Downwind			Exceeds Particulate Alarm Limit
Time	Concentration (ug/m^3)	15-Min Avg Concentration (ug/m^3)	Time	Concentration (ug/m^3)	15-Min Avg Concentration (ug/m^3)	
12:05	9.0	8.0	12:05	7.0	8.6	-
12:06	7.5	7.9	12:06	8.0	8.7	-
12:07	10.8	7.9	12:07	7.8	8.7	-
12:08	7.8	7.9	12:08	7.8	8.5	-
12:09	10.8	8.1	12:09	8.0	8.2	-
12:10	6.8	7.9	12:10	7.5	7.8	-
12:11	7.8	8.0	12:11	6.8	7.6	-
12:12	8.0	8.0	12:12	8.3	7.6	-
12:13	7.0	8.1	12:13	7.0	7.6	-
12:14	7.3	7.9	12:14	6.8	7.6	-
12:15	7.0	7.9	12:15	8.5	7.5	-
12:16	7.0	7.8	12:16	7.3	7.5	-
12:17	9.0	8.0	12:17	8.0	7.5	-
12:18	8.8	8.1	12:18	7.5	7.6	-
12:19	7.5	8.1	12:19	8.5	7.6	-
12:20	9.5	8.2	12:20	7.0	7.6	-
12:21	8.3	8.2	12:21	7.0	7.6	-
12:22	8.0	8.0	12:22	7.8	7.6	-
12:23	9.3	8.1	12:23	9.0	7.7	-
12:24	7.3	7.9	12:24	8.0	7.7	-
12:25	7.5	7.9	12:25	8.0	7.7	-
12:26	9.5	8.1	12:26	7.5	7.7	-
12:27	9.3	8.1	12:27	8.0	7.7	-
12:28	9.5	8.3	12:28	7.0	7.7	-
12:29	8.8	8.4	12:29	8.5	7.8	-
12:30	9.5	8.6	12:30	7.5	7.8	-
12:31	6.8	8.6	12:31	9.0	7.9	-
12:32	9.8	8.6	12:32	8.0	7.9	-
12:33	7.5	8.5	12:33	7.8	7.9	-
12:34	7.8	8.5	12:34	10.8	8.1	-
12:35	11.0	8.6	12:35	8.0	8.1	-
12:36	8.5	8.7	12:36	7.0	8.1	-
12:37	10.8	8.8	12:37	9.8	8.3	-
12:38	8.5	8.8	12:38	20.8	9.0	-
12:39	7.5	8.8	12:39	9.5	9.1	-
12:40	8.0	8.8	12:40	14.3	9.6	-
12:41	8.8	8.8	12:41	9.8	9.7	-
12:42	10.0	8.8	12:42	18.3	10.4	-
12:43	10.3	8.9	12:43	14.3	10.9	-
12:44	10.0	9.0	12:44	14.5	11.3	-
12:45	12.5	9.2	12:45	8.8	11.4	-
12:46	11.3	9.5	12:46	7.8	11.3	-
12:47	9.5	9.5	12:47	7.0	11.2	-
12:48	8.5	9.5	12:48	7.5	11.2	-
12:49	9.5	9.6	12:49	7.5	11.0	-
12:50	11.5	9.7	12:50	8.0	11.0	-
12:51	14.0	10.0	12:51	7.5	11.0	-
12:52	11.0	10.1	12:52	8.3	10.9	-

Grand Union Bowling Alley Site
BCP #360222
150 Westchester Avenue, Port Chester
October 1, 2024

PARTICULATE DATA						
Upwind			Downwind			Exceeds Particulate Alarm Limit
Time	Concentration (ug/m^3)	15-Min Avg Concentration (ug/m^3)	Time	Concentration (ug/m^3)	15-Min Avg Concentration (ug/m^3)	
12:53	11.8	10.3	12:53	11.0	10.3	-
12:54	13.5	10.7	12:54	19.5	10.9	-
12:55	11.3	10.9	12:55	13.8	10.9	-
12:56	14.0	11.2	12:56	22.5	11.7	-
12:57	19.5	11.9	12:57	17.0	11.7	-
12:58	13.3	12.1	12:58	14.8	11.7	-
12:59	14.0	12.3	12:59	10.5	11.4	-
13:00	8.8	12.1	13:00	16.5	11.9	-
13:01	9.5	12.0	13:01	15.8	12.5	-
13:02	14.5	12.3	13:02	8.0	12.5	-
13:03	15.5	12.8	13:03	11.5	12.8	-
13:04	13.0	13.0	13:04	13.0	13.2	-
13:05	13.8	13.2	13:05	12.8	13.5	-
13:06	12.5	13.1	13:06	26.8	14.8	-
13:07	10.0	13.0	13:07	12.0	15.0	-
13:08	13.8	13.1	13:08	15.5	15.3	-
13:09	9.0	12.8	13:09	31.3	16.1	-
13:10	10.3	12.8	13:10	15.3	16.2	-
13:11	10.3	12.5	13:11	15.0	15.7	-
13:12	13.8	12.1	13:12	11.5	15.3	-
13:13	9.5	11.9	13:13	15.3	15.4	-
13:14	10.5	11.6	13:14	14.8	15.7	-
13:15	10.5	11.8	13:15	14.3	15.5	-
13:16	15.3	12.1	13:16	15.0	15.5	-
13:17	10.8	11.9	13:17	11.3	15.7	-
13:18	13.8	11.8	13:18	10.3	15.6	-
13:19	11.8	11.7	13:19	21.5	16.2	-
13:20	10.3	11.5	13:20	19.8	16.6	-
13:21	13.0	11.5	13:21	18.5	16.1	-
13:22	13.0	11.7	13:22	13.3	16.2	-
13:23	12.3	11.6	13:23	12.3	15.9	-
13:24	14.8	12.0	13:24	12.3	14.7	-
13:25	12.0	12.1	13:25	16.0	14.7	-
13:26	12.3	12.2	13:26	11.3	14.5	-
13:27	13.0	12.2	13:27	9.0	14.3	-
13:28	11.0	12.3	13:28	9.5	13.9	-
13:29	11.0	12.3	13:29	9.0	13.5	-
13:30	9.3	12.2	13:30	9.0	13.2	-
13:31	16.3	12.3	13:31	12.0	13.0	-
13:32	13.8	12.5	13:32	10.3	12.9	-
13:33	14.0	12.5	13:33	13.5	13.1	-
13:34	14.3	12.7	13:34	18.0	12.9	-
13:35	21.8	13.4	13:35	18.0	12.8	-
13:36	13.0	13.4	13:36	16.0	12.6	-
13:37	13.0	13.4	13:37	13.8	12.7	-
13:38	18.8	13.9	13:38	12.8	12.7	-
13:39	10.8	13.6	13:39	14.8	12.9	-
13:40	11.8	13.6	13:40	22.0	13.3	-

Grand Union Bowling Alley Site
BCP #360222
150 Westchester Avenue, Port Chester
October 1, 2024

PARTICULATE DATA						
Upwind			Downwind			Exceeds Particulate Alarm Limit
Time	Concentration (ug/m^3)	15-Min Avg Concentration (ug/m^3)	Time	Concentration (ug/m^3)	15-Min Avg Concentration (ug/m^3)	
13:41	14.0	13.7	13:41	16.5	13.6	-
13:42	21.0	14.2	13:42	18.3	14.2	-
13:43	11.8	14.3	13:43	24.8	15.2	-
13:44	13.3	14.4	13:44	14.8	15.6	-
13:45	29.5	15.8	13:45	12.5	15.9	-
13:46	13.3	15.6	13:46	16.8	16.2	-
13:47	14.8	15.7	13:47	20.3	16.8	-
13:48	15.0	15.7	13:48	11.3	16.7	-
13:49	16.0	15.8	13:49	17.5	16.7	-
13:50	14.0	15.3	13:50	13.0	16.3	-
13:51	19.3	15.7	13:51	13.0	16.1	-
13:52	11.5	15.6	13:52	13.3	16.1	-
13:53	26.0	16.1	13:53	12.0	16.0	-
13:54	14.3	16.4	13:54	9.8	15.7	-
13:55	11.3	16.3	13:55	10.8	15.0	-
13:56	14.3	16.3	13:56	12.8	14.7	-
13:57	12.3	15.8	13:57	10.5	14.2	-
13:58	13.5	15.9	13:58	9.8	13.2	-
13:59	10.8	15.7	13:59	10.8	12.9	-
14:00	9.8	14.4	14:00	10.5	12.8	-
14:01	9.8	14.2	14:01	9.5	12.3	-
14:02	14.0	14.1	14:02	8.5	11.5	-
14:03	13.3	14.0	14:03	10.0	11.4	-
14:04	14.5	13.9	14:04	9.3	10.9	-
14:05	12.0	13.8	14:05	13.0	10.9	-
14:06	17.5	13.6	14:06	19.5	11.3	-
14:07	15.8	13.9	14:07	44.3	13.4	-
14:08	12.8	13.0	14:08	16.8	13.7	-
14:09	15.8	13.1	14:09	14.3	14.0	-
14:10	13.0	13.3	14:10	10.3	14.0	-
14:11	14.5	13.3	14:11	11.5	13.9	-
14:12	9.8	13.1	14:12	12.3	14.0	-
14:13	11.0	12.9	14:13	12.3	14.2	-
14:14	13.8	13.1	14:14	12.8	14.3	-
14:15	11.5	13.3	14:15	11.5	14.4	-
14:16	21.8	14.1	14:16	24.0	15.3	-
14:17	11.5	13.9	14:17	21.5	16.2	-
14:18	14.0	13.9	14:18	18.8	16.8	-
14:19	13.3	13.9	14:19	18.3	17.4	-
14:20	12.3	13.9	14:20	15.5	17.6	-
14:21	10.0	13.4	14:21	29.3	18.2	-
14:22	10.5	13.0	14:22	20.0	16.6	-
14:23	9.0	12.8	14:23	10.5	16.2	-
14:24	8.3	12.3	14:24	10.8	15.9	-
14:25	9.0	12.0	14:25	13.5	16.2	-
14:26	8.0	11.6	14:26	12.3	16.2	-
14:27	9.3	11.5	14:27	13.0	16.3	-
14:28	10.0	11.5	14:28	18.5	16.7	-

Grand Union Bowling Alley Site
BCP #360222
150 Westchester Avenue, Port Chester
October 1, 2024

PARTICULATE DATA						
Upwind			Downwind			Exceeds Particulate Alarm Limit
Time	Concentration (ug/m^3)	15-Min Avg Concentration (ug/m^3)	Time	Concentration (ug/m^3)	15-Min Avg Concentration (ug/m^3)	
14:29	8.8	11.1	14:29	21.3	17.2	-
14:30	11.3	11.1	14:30	14.5	17.4	-
14:31	9.8	10.3	14:31	23.0	17.4	-
14:32	7.5	10.1	14:32	25.0	17.6	-
14:33	6.5	9.6	14:33	50.0	19.7	-
14:34	8.0	9.2	14:34	16.5	19.6	-
14:35	9.5	9.0	14:35	22.3	20.0	-
14:36	10.0	9.0	14:36	11.5	18.8	-
14:37	10.8	9.0	14:37	12.3	18.3	-
14:38	8.5	9.0	14:38	17.8	18.8	-
14:39	8.5	9.0	14:39	15.3	19.1	-
14:40	9.3	9.0	14:40	40.0	20.9	-
14:41	10.8	9.2	14:41	21.5	21.5	-
14:42	9.3	9.2	14:42	14.8	21.6	-
14:43	8.8	9.1	14:43	20.3	21.7	-
14:44	10.0	9.2	14:44	21.3	21.7	-
14:45	8.0	9.0	14:45	16.0	21.8	-
14:46	9.3	9.0	14:46	12.5	21.1	-
14:47	8.5	9.0	14:47	10.3	20.1	-
14:48	12.3	9.4	14:48	71.5	21.6	-
14:49	11.0	9.6	14:49	23.3	22.0	-
14:50	13.0	9.9	14:50	16.3	21.6	-
14:51	11.3	9.9	14:51	37.0	23.3	-
14:52	11.3	10.0	14:52	12.5	23.3	-
14:53	10.8	10.1	14:53	9.0	22.8	-
14:54	10.3	10.2	14:54	9.3	22.4	-
14:55	9.3	10.2	14:55	11.0	20.4	-
14:56	14.3	10.5	14:56	11.3	19.7	-
14:57	11.5	10.6	14:57	9.0	19.4	-
14:58	16.3	11.1	14:58	8.5	18.6	-
14:59	14.8	11.4	14:59	12.8	18.0	-
15:00	14.5	11.9	15:00	26.5	18.7	-
15:01	9.3	11.9	15:01	10.3	18.6	-
15:02	9.8	12.0	15:02	11.5	18.6	-
15:03	9.0	11.7	15:03	13.8	14.8	-
15:04	8.8	11.6	15:04	9.8	13.9	-
15:05	12.5	11.6	15:05	11.5	13.6	-
15:06	15.5	11.8	15:06	12.3	11.9	-
15:07	14.0	12.0	15:07	13.5	12.0	-
15:08	11.8	12.1	15:08	15.3	12.4	-
15:09	15.8	12.5	15:09	11.0	12.5	-
15:10	14.0	12.8	15:10	11.8	12.6	-
15:11	13.0	12.7	15:11	13.3	12.7	-
15:12	11.5	12.7	15:12	9.0	12.7	-
15:13	10.3	12.3	15:13	9.8	12.8	-
15:14	10.3	12.0	15:14	12.6	12.8	-
15:15	8.8	11.6	15:15	17.0	12.1	-
15:16	10.0	11.7	15:16	15.6	12.5	-

Grand Union Bowling Alley Site
BCP #360222
150 Westchester Avenue, Port Chester
October 1, 2024

PARTICULATE DATA						
Upwind			Downwind			Exceeds Particulate Alarm Limit
Time	Concentration (ug/m^3)	15-Min Avg Concentration (ug/m^3)	Time	Concentration (ug/m^3)	15-Min Avg Concentration (ug/m^3)	
15:17	9.8	11.7	15:17	9.4	12.4	-
15:18	9.8	11.7	15:18	16.8	12.6	-
15:19	10.3	11.8	15:19	19.2	13.2	-
15:20	8.0	11.5	15:20	11.2	13.2	-
15:21	9.0	11.1	15:21	16.8	13.5	-
15:22	9.5	10.8	15:22	16.8	13.7	-
15:23	9.3	10.6	15:23	9.4	13.3	-
15:24	10.3	10.2	15:24	8.6	13.1	-
15:25	12.0	10.1	15:25	17.0	13.5	-
15:26	8.8	9.8	15:26	9.2	13.2	-
15:27	9.8	9.7	15:27	9.8	13.3	-
15:28	8.8	9.6	15:28	8.2	13.2	-
15:29	10.5	9.6	15:29	8.8	12.9	-
15:30	7.5	9.5	15:30	9.2	12.4	-

Grand Union Bowling Alley Site
BCP #360222
150 Westchester Avenue, Port Chester
October 1, 2024

Tuesday, October 1, 2024						
Number of Instances Where Downwind VOCs Exceeds Upwind VOCs + 5 =						0
Number of Comparable Data Points =						422
Start Time:						8:11
End Time:						15:30
PID DATA						
Upwind			Downwind			
Time	Concentration (ppm)	15-Min Avg Concentration (ppm)	Time	Concentration (ppm)	15-Min Avg Concentration (ppm)	Exceeds VOC Alarm Limit
8:11	0.0	-	8:11	-	-	-
8:12	0.0	-	8:12	-	-	-
8:13	0.0	-	8:13	-	-	-
8:14	0.0	-	8:14	0.0	-	-
8:15	0.0	-	8:15	0.0	-	-
8:16	0.0	-	8:16	0.0	-	-
8:17	0.0	-	8:17	0.0	-	-
8:18	0.0	-	8:18	0.0	-	-
8:19	0.0	-	8:19	0.0	-	-
8:20	0.0	-	8:20	0.0	-	-
8:21	0.0	-	8:21	0.0	-	-
8:22	0.0	-	8:22	0.0	-	-
8:23	0.0	-	8:23	0.0	-	-
8:24	0.0	-	8:24	0.0	-	-
8:25	0.0	-	8:25	0.0	-	-
8:26	0.0	0.0	8:26	0.0	-	-
8:27	0.0	0.0	8:27	0.0	-	-
8:28	0.0	0.0	8:28	0.0	-	-
8:29	0.0	0.0	8:29	0.0	0.0	-
8:30	0.0	0.0	8:30	0.0	0.0	-
8:31	0.0	0.0	8:31	0.0	0.0	-
8:32	0.0	0.0	8:32	0.0	0.0	-
8:33	0.0	0.0	8:33	0.0	0.0	-
8:34	0.0	0.0	8:34	0.0	0.0	-
8:35	0.0	0.0	8:35	0.0	0.0	-
8:36	0.0	0.0	8:36	0.0	0.0	-
8:37	0.0	0.0	8:37	0.0	0.0	-
8:38	0.0	0.0	8:38	0.0	0.0	-
8:39	0.0	0.0	8:39	0.0	0.0	-
8:40	0.0	0.0	8:40	0.0	0.0	-
8:41	0.0	0.0	8:41	0.0	0.0	-
8:42	0.0	0.0	8:42	0.0	0.0	-
8:43	0.0	0.0	8:43	0.0	0.0	-
8:44	0.0	0.0	8:44	0.0	0.0	-
8:45	0.0	0.0	8:45	0.0	0.0	-
8:46	0.0	0.0	8:46	0.0	0.0	-
8:47	0.0	0.0	8:47	0.0	0.0	-
8:48	0.0	0.0	8:48	0.0	0.0	-
8:49	0.0	0.0	8:49	0.0	0.0	-
8:50	0.0	0.0	8:50	0.0	0.0	-
8:51	0.0	0.0	8:51	0.0	0.0	-
8:52	0.0	0.0	8:52	0.0	0.0	-

Grand Union Bowling Alley Site
BCP #360222
150 Westchester Avenue, Port Chester
October 1, 2024

PID DATA						
Upwind			Downwind			
Time	Concentration (ppm)	15-Min Avg Concentration (ppm)	Time	Concentration (ppm)	15-Min Avg Concentration (ppm)	Exceeds VOC Alarm Limit
8:53	0.0	0.0	8:53	0.0	0.0	-
8:54	0.0	0.0	8:54	0.0	0.0	-
8:55	0.0	0.0	8:55	0.0	0.0	-
8:56	0.0	0.0	8:56	0.0	0.0	-
8:57	0.0	0.0	8:57	0.0	0.0	-
8:58	0.0	0.0	8:58	0.0	0.0	-
8:59	0.0	0.0	8:59	0.0	0.0	-
9:00	0.0	0.0	9:00	0.0	0.0	-
9:01	0.0	0.0	9:01	0.0	0.0	-
9:02	0.0	0.0	9:02	0.0	0.0	-
9:03	0.0	0.0	9:03	0.0	0.0	-
9:04	0.0	0.0	9:04	0.0	0.0	-
9:05	0.0	0.0	9:05	0.0	0.0	-
9:06	0.0	0.0	9:06	0.0	0.0	-
9:07	0.0	0.0	9:07	0.0	0.0	-
9:08	0.0	0.0	9:08	0.0	0.0	-
9:09	0.0	0.0	9:09	0.0	0.0	-
9:10	0.0	0.0	9:10	0.0	0.0	-
9:11	0.0	0.0	9:11	0.0	0.0	-
9:12	0.0	0.0	9:12	0.0	0.0	-
9:13	0.0	0.0	9:13	0.0	0.0	-
9:14	0.0	0.0	9:14	0.0	0.0	-
9:15	0.0	0.0	9:15	0.0	0.0	-
9:16	0.0	0.0	9:16	0.0	0.0	-
9:17	0.0	0.0	9:17	0.0	0.0	-
9:18	0.0	0.0	9:18	0.0	0.0	-
9:19	0.0	0.0	9:19	0.0	0.0	-
9:20	0.0	0.0	9:20	0.0	0.0	-
9:21	0.0	0.0	9:21	0.0	0.0	-
9:22	0.0	0.0	9:22	0.0	0.0	-
9:23	0.0	0.0	9:23	0.0	0.0	-
9:24	0.0	0.0	9:24	0.0	0.0	-
9:25	0.0	0.0	9:25	0.0	0.0	-
9:26	0.0	0.0	9:26	0.0	0.0	-
9:27	0.0	0.0	9:27	0.0	0.0	-
9:28	0.0	0.0	9:28	0.0	0.0	-
9:29	0.0	0.0	9:29	0.0	0.0	-
9:30	0.0	0.0	9:30	0.0	0.0	-
9:31	0.0	0.0	9:31	0.0	0.0	-
9:32	0.0	0.0	9:32	0.0	0.0	-
9:33	0.0	0.0	9:33	0.0	0.0	-
9:34	0.0	0.0	9:34	0.0	0.0	-
9:35	0.0	0.0	9:35	0.0	0.0	-
9:36	0.0	0.0	9:36	0.0	0.0	-
9:37	0.0	0.0	9:37	0.0	0.0	-
9:38	0.0	0.0	9:38	0.0	0.0	-
9:39	0.0	0.0	9:39	0.0	0.0	-
9:40	0.0	0.0	9:40	0.0	0.0	-

Grand Union Bowling Alley Site
BCP #360222
150 Westchester Avenue, Port Chester
October 1, 2024

PID DATA						
Upwind			Downwind			
Time	Concentration (ppm)	15-Min Avg Concentration (ppm)	Time	Concentration (ppm)	15-Min Avg Concentration (ppm)	Exceeds VOC Alarm Limit
9:41	0.0	0.0	9:41	0.0	0.0	-
9:42	0.0	0.0	9:42	0.0	0.0	-
9:43	0.0	0.0	9:43	0.0	0.0	-
9:44	0.0	0.0	9:44	0.0	0.0	-
9:45	0.0	0.0	9:45	0.0	0.0	-
9:46	0.0	0.0	9:46	0.0	0.0	-
9:47	0.0	0.0	9:47	0.0	0.0	-
9:48	0.0	0.0	9:48	0.0	0.0	-
9:49	0.0	0.0	9:49	0.0	0.0	-
9:50	0.0	0.0	9:50	0.0	0.0	-
9:51	0.0	0.0	9:51	0.0	0.0	-
9:52	0.0	0.0	9:52	0.0	0.0	-
9:53	0.0	0.0	9:53	0.0	0.0	-
9:54	0.0	0.0	9:54	0.0	0.0	-
9:55	0.0	0.0	9:55	0.0	0.0	-
9:56	0.0	0.0	9:56	0.0	0.0	-
9:57	0.0	0.0	9:57	0.0	0.0	-
9:58	0.0	0.0	9:58	0.0	0.0	-
9:59	0.0	0.0	9:59	0.0	0.0	-
10:00	0.0	0.0	10:00	0.0	0.0	-
10:01	0.0	0.0	10:01	0.0	0.0	-
10:02	0.0	0.0	10:02	0.0	0.0	-
10:03	0.0	0.0	10:03	0.0	0.0	-
10:04	0.0	0.0	10:04	0.0	0.0	-
10:05	0.0	0.0	10:05	0.0	0.0	-
10:06	0.0	0.0	10:06	0.0	0.0	-
10:07	0.0	0.0	10:07	0.0	0.0	-
10:08	0.0	0.0	10:08	0.0	0.0	-
10:09	0.0	0.0	10:09	0.0	0.0	-
10:10	0.0	0.0	10:10	0.0	0.0	-
10:11	0.0	0.0	10:11	0.0	0.0	-
10:12	0.0	0.0	10:12	0.0	0.0	-
10:13	0.0	0.0	10:13	0.0	0.0	-
10:14	0.0	0.0	10:14	0.0	0.0	-
10:15	0.0	0.0	10:15	0.0	0.0	-
10:16	0.0	0.0	10:16	0.0	0.0	-
10:17	0.0	0.0	10:17	0.0	0.0	-
10:18	0.0	0.0	10:18	0.0	0.0	-
10:19	0.0	0.0	10:19	0.0	0.0	-
10:20	0.0	0.0	10:20	0.0	0.0	-
10:21	0.0	0.0	10:21	0.0	0.0	-
10:22	0.0	0.0	10:22	0.0	0.0	-
10:23	0.0	0.0	10:23	0.0	0.0	-
10:24	0.0	0.0	10:24	0.0	0.0	-
10:25	0.0	0.0	10:25	0.0	0.0	-
10:26	0.0	0.0	10:26	0.0	0.0	-
10:27	0.0	0.0	10:27	0.0	0.0	-
10:28	0.0	0.0	10:28	0.0	0.0	-

Grand Union Bowling Alley Site
BCP #360222
150 Westchester Avenue, Port Chester
October 1, 2024

PID DATA						
Upwind			Downwind			
Time	Concentration (ppm)	15-Min Avg Concentration (ppm)	Time	Concentration (ppm)	15-Min Avg Concentration (ppm)	Exceeds VOC Alarm Limit
10:29	0.0	0.0	10:29	0.0	0.0	-
10:30	0.0	0.0	10:30	0.0	0.0	-
10:31	0.0	0.0	10:31	0.0	0.0	-
10:32	0.0	0.0	10:32	0.0	0.0	-
10:33	0.0	0.0	10:33	0.0	0.0	-
10:34	0.0	0.0	10:34	0.0	0.0	-
10:35	0.0	0.0	10:35	0.0	0.0	-
10:36	0.0	0.0	10:36	0.0	0.0	-
10:37	0.0	0.0	10:37	0.0	0.0	-
10:38	0.0	0.0	10:38	0.0	0.0	-
10:39	0.0	0.0	10:39	0.0	0.0	-
10:40	0.0	0.0	10:40	0.0	0.0	-
10:41	0.0	0.0	10:41	0.0	0.0	-
10:42	0.0	0.0	10:42	0.0	0.0	-
10:43	0.0	0.0	10:43	0.0	0.0	-
10:44	0.0	0.0	10:44	0.0	0.0	-
10:45	0.0	0.0	10:45	0.0	0.0	-
10:46	0.0	0.0	10:46	0.0	0.0	-
10:47	0.0	0.0	10:47	0.0	0.0	-
10:48	0.0	0.0	10:48	0.0	0.0	-
10:49	0.0	0.0	10:49	0.0	0.0	-
10:50	0.0	0.0	10:50	0.0	0.0	-
10:51	0.0	0.0	10:51	0.0	0.0	-
10:52	0.0	0.0	10:52	0.0	0.0	-
10:53	0.0	0.0	10:53	0.0	0.0	-
10:54	0.0	0.0	10:54	0.0	0.0	-
10:55	0.0	0.0	10:55	0.0	0.0	-
10:56	0.0	0.0	10:56	0.0	0.0	-
10:57	0.0	0.0	10:57	0.0	0.0	-
10:58	0.0	0.0	10:58	0.0	0.0	-
10:59	0.0	0.0	10:59	0.0	0.0	-
11:00	0.0	0.0	11:00	0.0	0.0	-
11:01	0.0	0.0	11:01	0.0	0.0	-
11:02	0.0	0.0	11:02	0.0	0.0	-
11:03	0.0	0.0	11:03	0.0	0.0	-
11:04	0.0	0.0	11:04	0.0	0.0	-
11:05	0.0	0.0	11:05	0.0	0.0	-
11:06	0.0	0.0	11:06	0.0	0.0	-
11:07	0.0	0.0	11:07	0.0	0.0	-
11:08	0.0	0.0	11:08	0.0	0.0	-
11:09	0.0	0.0	11:09	0.0	0.0	-
11:10	0.0	0.0	11:10	0.0	0.0	-
11:11	0.0	0.0	11:11	0.0	0.0	-
11:12	0.0	0.0	11:12	0.0	0.0	-
11:13	0.0	0.0	11:13	0.0	0.0	-
11:14	0.0	0.0	11:14	0.0	0.0	-
11:15	0.0	0.0	11:15	0.0	0.0	-
11:16	0.0	0.0	11:16	0.0	0.0	-

Grand Union Bowling Alley Site
BCP #360222
150 Westchester Avenue, Port Chester
October 1, 2024

PID DATA						
Upwind			Downwind			
Time	Concentration (ppm)	15-Min Avg Concentration (ppm)	Time	Concentration (ppm)	15-Min Avg Concentration (ppm)	Exceeds VOC Alarm Limit
11:17	0.0	0.0	11:17	0.0	0.0	-
11:18	0.0	0.0	11:18	0.0	0.0	-
11:19	0.0	0.0	11:19	0.0	0.0	-
11:20	0.0	0.0	11:20	0.0	0.0	-
11:21	0.0	0.0	11:21	0.0	0.0	-
11:22	0.0	0.0	11:22	0.0	0.0	-
11:23	0.0	0.0	11:23	0.0	0.0	-
11:24	0.0	0.0	11:24	0.0	0.0	-
11:25	0.0	0.0	11:25	0.0	0.0	-
11:26	0.0	0.0	11:26	0.0	0.0	-
11:27	0.0	0.0	11:27	0.0	0.0	-
11:28	0.0	0.0	11:28	0.0	0.0	-
11:29	0.0	0.0	11:29	0.0	0.0	-
11:30	0.0	0.0	11:30	0.0	0.0	-
11:31	0.0	0.0	11:31	0.0	0.0	-
11:32	0.0	0.0	11:32	0.0	0.0	-
11:33	0.0	0.0	11:33	0.0	0.0	-
11:34	0.0	0.0	11:34	0.0	0.0	-
11:35	0.0	0.0	11:35	0.0	0.0	-
11:36	0.0	0.0	11:36	0.0	0.0	-
11:37	0.0	0.0	11:37	0.0	0.0	-
11:38	0.0	0.0	11:38	0.0	0.0	-
11:39	0.0	0.0	11:39	0.0	0.0	-
11:40	0.0	0.0	11:40	0.0	0.0	-
11:41	0.0	0.0	11:41	0.0	0.0	-
11:42	0.0	0.0	11:42	0.0	0.0	-
11:43	0.0	0.0	11:43	0.0	0.0	-
11:44	0.0	0.0	11:44	0.0	0.0	-
11:45	0.0	0.0	11:45	0.0	0.0	-
11:46	0.0	0.0	11:46	0.0	0.0	-
11:47	0.0	0.0	11:47	0.0	0.0	-
11:48	0.0	0.0	11:48	0.0	0.0	-
11:49	0.0	0.0	11:49	0.0	0.0	-
11:50	0.0	0.0	11:50	0.0	0.0	-
11:51	0.0	0.0	11:51	0.0	0.0	-
11:52	0.0	0.0	11:52	0.0	0.0	-
11:53	0.0	0.0	11:53	0.0	0.0	-
11:54	0.0	0.0	11:54	0.0	0.0	-
11:55	0.0	0.0	11:55	0.0	0.0	-
11:56	0.0	0.0	11:56	0.0	0.0	-
11:57	0.0	0.0	11:57	0.0	0.0	-
11:58	0.0	0.0	11:58	0.0	0.0	-
11:59	0.0	0.0	11:59	0.0	0.0	-
12:00	0.0	0.0	12:00	0.0	0.0	-
12:01	0.0	0.0	12:01	0.0	0.0	-
12:02	0.0	0.0	12:02	0.0	0.0	-
12:03	0.0	0.0	12:03	0.0	0.0	-
12:04	0.0	0.0	12:04	0.0	0.0	-

Grand Union Bowling Alley Site
BCP #360222
150 Westchester Avenue, Port Chester
October 1, 2024

PID DATA						
Upwind			Downwind			
Time	Concentration (ppm)	15-Min Avg Concentration (ppm)	Time	Concentration (ppm)	15-Min Avg Concentration (ppm)	Exceeds VOC Alarm Limit
12:05	0.0	0.0	12:05	0.0	0.0	-
12:06	0.0	0.0	12:06	0.0	0.0	-
12:07	0.0	0.0	12:07	0.0	0.0	-
12:08	0.0	0.0	12:08	0.0	0.0	-
12:09	0.0	0.0	12:09	0.0	0.0	-
12:10	0.0	0.0	12:10	0.0	0.0	-
12:11	0.0	0.0	12:11	0.0	0.0	-
12:12	0.0	0.0	12:12	0.0	0.0	-
12:13	0.0	0.0	12:13	0.0	0.0	-
12:14	0.0	0.0	12:14	0.0	0.0	-
12:15	0.0	0.0	12:15	0.0	0.0	-
12:16	0.0	0.0	12:16	0.0	0.0	-
12:17	0.0	0.0	12:17	0.0	0.0	-
12:18	0.0	0.0	12:18	0.0	0.0	-
12:19	0.0	0.0	12:19	0.0	0.0	-
12:20	0.0	0.0	12:20	0.0	0.0	-
12:21	0.0	0.0	12:21	0.0	0.0	-
12:22	0.0	0.0	12:22	0.0	0.0	-
12:23	0.0	0.0	12:23	0.0	0.0	-
12:24	0.0	0.0	12:24	0.0	0.0	-
12:25	0.0	0.0	12:25	0.0	0.0	-
12:26	0.0	0.0	12:26	0.0	0.0	-
12:27	0.0	0.0	12:27	0.0	0.0	-
12:28	0.0	0.0	12:28	0.0	0.0	-
12:29	0.0	0.0	12:29	0.0	0.0	-
12:30	0.0	0.0	12:30	0.0	0.0	-
12:31	0.0	0.0	12:31	0.0	0.0	-
12:32	0.0	0.0	12:32	0.0	0.0	-
12:33	0.0	0.0	12:33	0.0	0.0	-
12:34	0.0	0.0	12:34	0.0	0.0	-
12:35	0.0	0.0	12:35	0.0	0.0	-
12:36	0.0	0.0	12:36	0.0	0.0	-
12:37	0.0	0.0	12:37	0.0	0.0	-
12:38	0.0	0.0	12:38	0.0	0.0	-
12:39	0.0	0.0	12:39	0.0	0.0	-
12:40	0.0	0.0	12:40	0.0	0.0	-
12:41	0.0	0.0	12:41	0.0	0.0	-
12:42	0.0	0.0	12:42	0.0	0.0	-
12:43	0.0	0.0	12:43	0.0	0.0	-
12:44	0.0	0.0	12:44	0.0	0.0	-
12:45	0.0	0.0	12:45	0.0	0.0	-
12:46	0.0	0.0	12:46	0.0	0.0	-
12:47	0.0	0.0	12:47	0.0	0.0	-
12:48	0.0	0.0	12:48	0.0	0.0	-
12:49	0.0	0.0	12:49	0.0	0.0	-
12:50	0.0	0.0	12:50	0.0	0.0	-
12:51	0.0	0.0	12:51	0.0	0.0	-
12:52	0.0	0.0	12:52	0.0	0.0	-

Grand Union Bowling Alley Site
BCP #360222
150 Westchester Avenue, Port Chester
October 1, 2024

PID DATA						
Upwind			Downwind			
Time	Concentration (ppm)	15-Min Avg Concentration (ppm)	Time	Concentration (ppm)	15-Min Avg Concentration (ppm)	Exceeds VOC Alarm Limit
12:53	0.0	0.0	12:53	0.0	0.0	-
12:54	0.0	0.0	12:54	0.0	0.0	-
12:55	0.0	0.0	12:55	0.0	0.0	-
12:56	0.0	0.0	12:56	0.0	0.0	-
12:57	0.0	0.0	12:57	0.0	0.0	-
12:58	0.0	0.0	12:58	0.0	0.0	-
12:59	0.0	0.0	12:59	0.0	0.0	-
13:00	0.0	0.0	13:00	0.0	0.0	-
13:01	0.0	0.0	13:01	0.0	0.0	-
13:02	0.0	0.0	13:02	0.0	0.0	-
13:03	0.0	0.0	13:03	0.0	0.0	-
13:04	0.0	0.0	13:04	0.0	0.0	-
13:05	0.0	0.0	13:05	0.0	0.0	-
13:06	0.0	0.0	13:06	0.0	0.0	-
13:07	0.0	0.0	13:07	0.0	0.0	-
13:08	0.0	0.0	13:08	0.0	0.0	-
13:09	0.0	0.0	13:09	0.0	0.0	-
13:10	0.0	0.0	13:10	0.0	0.0	-
13:11	0.0	0.0	13:11	0.0	0.0	-
13:12	0.0	0.0	13:12	0.0	0.0	-
13:13	0.0	0.0	13:13	0.0	0.0	-
13:14	0.0	0.0	13:14	0.0	0.0	-
13:15	0.0	0.0	13:15	0.0	0.0	-
13:16	0.0	0.0	13:16	0.0	0.0	-
13:17	0.0	0.0	13:17	0.0	0.0	-
13:18	0.0	0.0	13:18	0.0	0.0	-
13:19	0.0	0.0	13:19	0.0	0.0	-
13:20	0.0	0.0	13:20	0.0	0.0	-
13:21	0.0	0.0	13:21	0.0	0.0	-
13:22	0.0	0.0	13:22	0.0	0.0	-
13:23	0.0	0.0	13:23	0.0	0.0	-
13:24	0.0	0.0	13:24	0.0	0.0	-
13:25	0.0	0.0	13:25	0.0	0.0	-
13:26	0.0	0.0	13:26	0.0	0.0	-
13:27	0.0	0.0	13:27	0.0	0.0	-
13:28	0.0	0.0	13:28	0.0	0.0	-
13:29	0.0	0.0	13:29	0.0	0.0	-
13:30	0.0	0.0	13:30	0.0	0.0	-
13:31	0.0	0.0	13:31	0.0	0.0	-
13:32	0.0	0.0	13:32	0.0	0.0	-
13:33	0.0	0.0	13:33	0.0	0.0	-
13:34	0.0	0.0	13:34	0.0	0.0	-
13:35	0.0	0.0	13:35	0.0	0.0	-
13:36	0.0	0.0	13:36	0.0	0.0	-
13:37	0.0	0.0	13:37	0.0	0.0	-
13:38	0.0	0.0	13:38	0.0	0.0	-
13:39	0.0	0.0	13:39	0.0	0.0	-
13:40	0.0	0.0	13:40	0.0	0.0	-

Grand Union Bowling Alley Site
BCP #360222
150 Westchester Avenue, Port Chester
October 1, 2024

PID DATA						
Upwind			Downwind			
Time	Concentration (ppm)	15-Min Avg Concentration (ppm)	Time	Concentration (ppm)	15-Min Avg Concentration (ppm)	Exceeds VOC Alarm Limit
13:41	0.0	0.0	13:41	0.0	0.0	-
13:42	0.0	0.0	13:42	0.0	0.0	-
13:43	0.0	0.0	13:43	0.0	0.0	-
13:44	0.0	0.0	13:44	0.0	0.0	-
13:45	0.0	0.0	13:45	0.0	0.0	-
13:46	0.0	0.0	13:46	0.0	0.0	-
13:47	0.0	0.0	13:47	0.0	0.0	-
13:48	0.0	0.0	13:48	0.0	0.0	-
13:49	0.0	0.0	13:49	0.0	0.0	-
13:50	0.0	0.0	13:50	0.0	0.0	-
13:51	0.0	0.0	13:51	0.0	0.0	-
13:52	0.0	0.0	13:52	0.0	0.0	-
13:53	0.0	0.0	13:53	0.0	0.0	-
13:54	0.0	0.0	13:54	0.0	0.0	-
13:55	0.0	0.0	13:55	0.0	0.0	-
13:56	0.0	0.0	13:56	0.0	0.0	-
13:57	0.0	0.0	13:57	0.0	0.0	-
13:58	0.0	0.0	13:58	0.0	0.0	-
13:59	0.0	0.0	13:59	0.0	0.0	-
14:00	0.0	0.0	14:00	0.0	0.0	-
14:01	0.0	0.0	14:01	0.0	0.0	-
14:02	0.0	0.0	14:02	0.0	0.0	-
14:03	0.0	0.0	14:03	0.0	0.0	-
14:04	0.0	0.0	14:04	0.0	0.0	-
14:05	0.0	0.0	14:05	0.0	0.0	-
14:06	0.0	0.0	14:06	0.0	0.0	-
14:07	0.0	0.0	14:07	0.0	0.0	-
14:08	0.0	0.0	14:08	0.0	0.0	-
14:09	0.0	0.0	14:09	0.0	0.0	-
14:10	0.0	0.0	14:10	0.0	0.0	-
14:11	0.0	0.0	14:11	0.0	0.0	-
14:12	0.0	0.0	14:12	0.0	0.0	-
14:13	0.0	0.0	14:13	0.0	0.0	-
14:14	0.0	0.0	14:14	0.0	0.0	-
14:15	0.0	0.0	14:15	0.0	0.0	-
14:16	0.0	0.0	14:16	0.0	0.0	-
14:17	0.0	0.0	14:17	0.0	0.0	-
14:18	0.0	0.0	14:18	0.0	0.0	-
14:19	0.0	0.0	14:19	0.0	0.0	-
14:20	0.0	0.0	14:20	0.0	0.0	-
14:21	0.0	0.0	14:21	0.0	0.0	-
14:22	0.0	0.0	14:22	0.0	0.0	-
14:23	0.0	0.0	14:23	0.0	0.0	-
14:24	0.0	0.0	14:24	0.0	0.0	-
14:25	0.0	0.0	14:25	0.0	0.0	-
14:26	0.0	0.0	14:26	0.0	0.0	-
14:27	0.0	0.0	14:27	0.0	0.0	-
14:28	0.0	0.0	14:28	0.0	0.0	-

Grand Union Bowling Alley Site
BCP #360222
150 Westchester Avenue, Port Chester
October 1, 2024

PID DATA						
Upwind			Downwind			
Time	Concentration (ppm)	15-Min Avg Concentration (ppm)	Time	Concentration (ppm)	15-Min Avg Concentration (ppm)	Exceeds VOC Alarm Limit
14:29	0.0	0.0	14:29	0.0	0.0	-
14:30	0.0	0.0	14:30	0.0	0.0	-
14:31	0.0	0.0	14:31	0.0	0.0	-
14:32	0.0	0.0	14:32	0.0	0.0	-
14:33	0.0	0.0	14:33	0.0	0.0	-
14:34	0.0	0.0	14:34	0.0	0.0	-
14:35	0.0	0.0	14:35	0.0	0.0	-
14:36	0.0	0.0	14:36	0.0	0.0	-
14:37	0.0	0.0	14:37	0.0	0.0	-
14:38	0.0	0.0	14:38	0.0	0.0	-
14:39	0.0	0.0	14:39	0.0	0.0	-
14:40	0.0	0.0	14:40	0.0	0.0	-
14:41	0.0	0.0	14:41	0.0	0.0	-
14:42	0.0	0.0	14:42	0.0	0.0	-
14:43	0.0	0.0	14:43	0.0	0.0	-
14:44	0.0	0.0	14:44	0.0	0.0	-
14:45	0.0	0.0	14:45	0.0	0.0	-
14:46	0.0	0.0	14:46	0.0	0.0	-
14:47	0.0	0.0	14:47	0.0	0.0	-
14:48	0.0	0.0	14:48	0.0	0.0	-
14:49	0.0	0.0	14:49	0.0	0.0	-
14:50	0.0	0.0	14:50	0.0	0.0	-
14:51	0.0	0.0	14:51	0.0	0.0	-
14:52	0.0	0.0	14:52	0.0	0.0	-
14:53	0.0	0.0	14:53	0.0	0.0	-
14:54	0.0	0.0	14:54	0.0	0.0	-
14:55	0.0	0.0	14:55	0.0	0.0	-
14:56	0.0	0.0	14:56	0.0	0.0	-
14:57	0.0	0.0	14:57	0.0	0.0	-
14:58	0.0	0.0	14:58	0.0	0.0	-
14:59	0.0	0.0	14:59	0.0	0.0	-
15:00	0.0	0.0	15:00	0.0	0.0	-
15:01	0.0	0.0	15:01	0.0	0.0	-
15:02	0.0	0.0	15:02	0.0	0.0	-
15:03	0.0	0.0	15:03	0.0	0.0	-
15:04	0.0	0.0	15:04	0.0	0.0	-
15:05	0.0	0.0	15:05	0.0	0.0	-
15:06	0.0	0.0	15:06	0.0	0.0	-
15:07	0.0	0.0	15:07	0.0	0.0	-
15:08	0.0	0.0	15:08	0.0	0.0	-
15:09	0.0	0.0	15:09	0.0	0.0	-
15:10	0.0	0.0	15:10	0.0	0.0	-
15:11	0.0	0.0	15:11	0.0	0.0	-
15:12	0.0	0.0	15:12	0.0	0.0	-
15:13	0.0	0.0	15:13	0.0	0.0	-
15:14	0.0	0.0	15:14	0.0	0.0	-
15:15	0.0	0.0	15:15	0.0	0.0	-
15:16	0.0	0.0	15:16	0.0	0.0	-

Grand Union Bowling Alley Site
BCP #360222
150 Westchester Avenue, Port Chester
October 1, 2024

PID DATA						
Upwind			Downwind			
Time	Concentration (ppm)	15-Min Avg Concentration (ppm)	Time	Concentration (ppm)	15-Min Avg Concentration (ppm)	Exceeds VOC Alarm Limit
15:17	0.0	0.0	15:17	0.0	0.0	-
15:18	0.0	0.0	15:18	0.0	0.0	-
15:19	0.0	0.0	15:19	0.0	0.0	-
15:20	0.0	0.0	15:20	0.0	0.0	-
15:21	0.0	0.0	15:21	0.0	0.0	-
15:22	0.0	0.0	15:22	0.0	0.0	-
15:23	0.0	0.0	15:23	0.0	0.0	-
15:24	0.0	0.0	15:24	0.0	0.0	-
15:25	0.0	0.0	15:25	0.0	0.0	-
15:26	0.0	0.0	15:26	0.0	0.0	-
15:27	0.0	0.0	15:27	0.0	0.0	-
15:28	0.0	0.0	15:28	0.0	0.0	-
15:29	0.0	0.0	15:29	0.0	0.0	-
15:30	0.0	0.0	15:30	0.0	0.0	-

SESI CONSULTING ENGINEERS

959 US-46 Floor 3, Suite 300 - Parsippany-Troy Hills, NJ

DAILY AIR MONITORING REPORT
150 Westchester Avenue
Port Chester, New York

10/02/2024

Rev. No. 0	Page 1 of 2
Project Number: 11895A	
Dust Action Level	150 µg/m^3
VOC Action Level	5 ppm

Weather Data Range for Work Day		Wind Direction	NE	Relative Humidity (%)	63.0 - 89.0	Daily Rain Total (in)	0.00	Readings in the summary table and graphs below are the reported downwind concentrations.
Temperature (°F)	54.0 - 68.0	Wind Speed (MPH)	1.9 - 8.1	Barometer (inHg)	30.00 - 30.00	Avg. Dew Point Temp (°F)	54.2	

Station Location	Daily Avg. Dust Concentration (µg/m^3)	Max 15-Min Dust Concentration (µg/m^3)	Time of Max Dust Reading	Daily Avg. VOC Concentration (ppm)	Max 15-Min VOC Concentration (ppm)	Time of Max VOC Reading
Upwind	6.1	13.9	8:14	0.0	0.0	8:14
Downwind	19.4	166.7	10:20	0.0	0.0	8:14

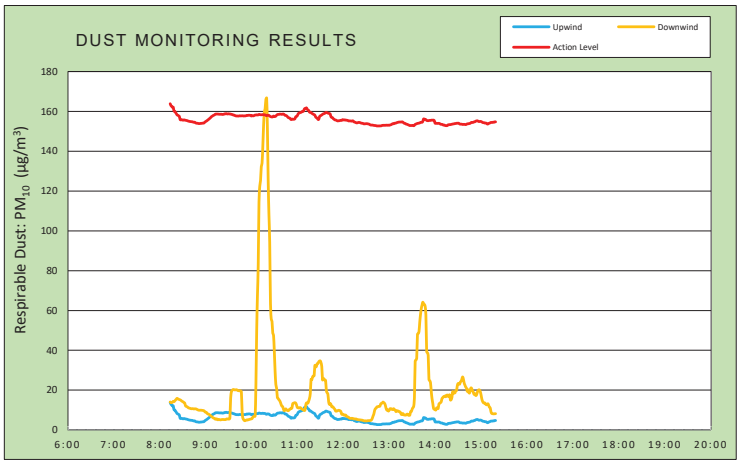

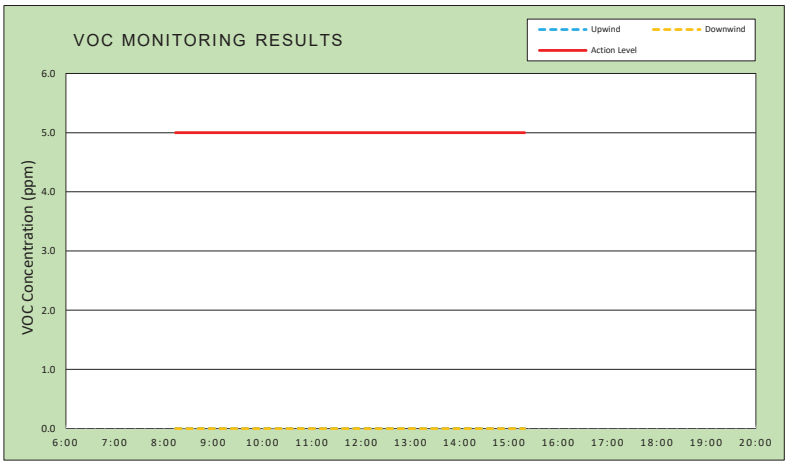

Air Monitoring Notes:

Weather Notes:

EMILCOTT
A Triumvirate Environmental Company

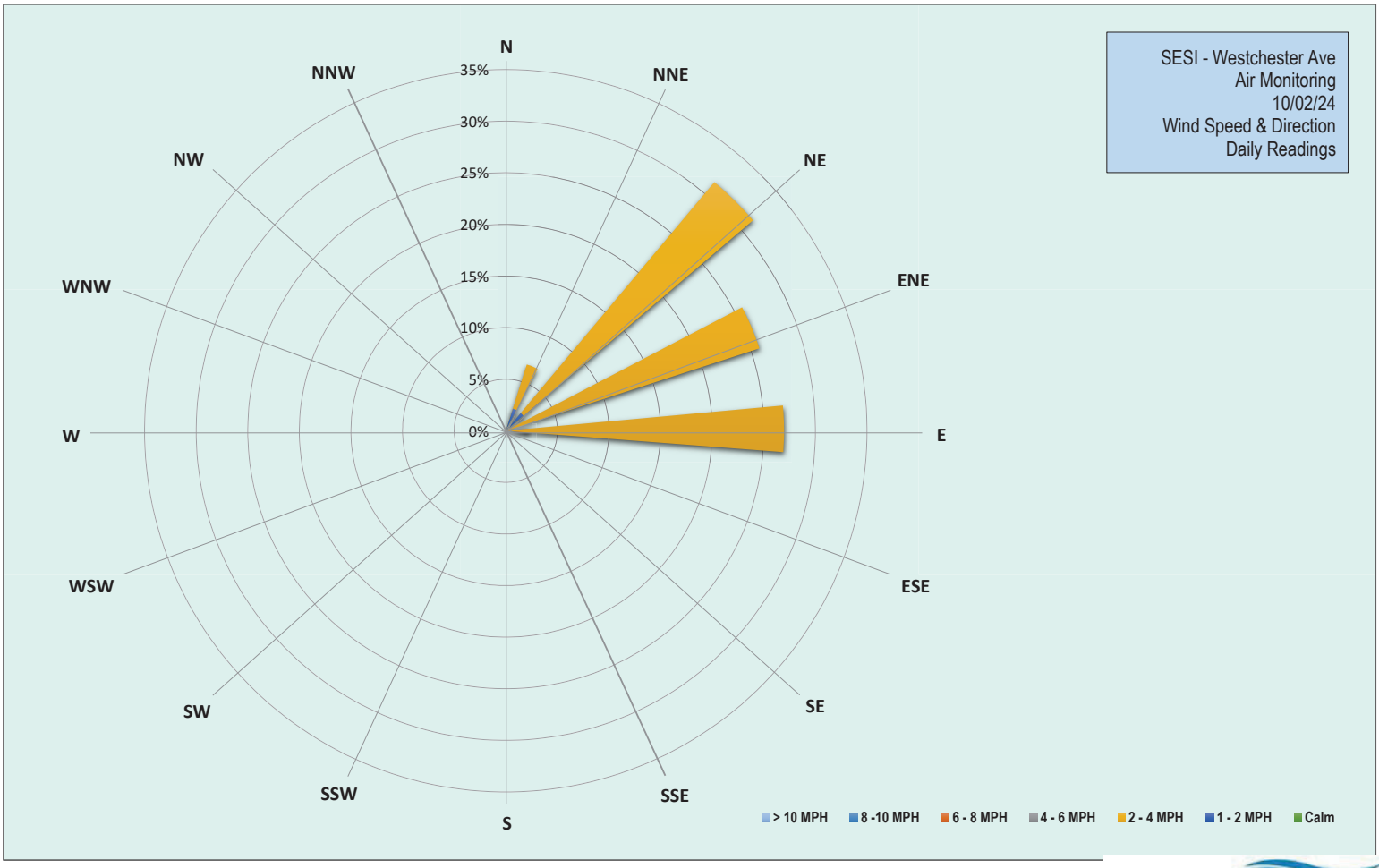

EMILCOTT
A Triumvirate Environmental Company

Grand Union Bowling Alley Site
BCP #360222
150 Westchester Avenue, Port Chester
October 2, 2024

Wednesday, October 2, 2024						
Number of Instances Where Downwind Particulates Exceeds Upwind Particulate + 150 =						4
Number of Comparable Data Points =						426
Start Time:						7:59
End Time:						15:19
PARTICULATE DATA						
Upwind			Downwind			Exceeds Particulate Alarm Limit
Time	Concentration (ug/m^3)	15-Min Avg Concentration (ug/m^3)	Time	Concentration (ug/m^3)	15-Min Avg Concentration (ug/m^3)	
7:59	35.3	-	7:59	35.3	-	-
8:00	20.0	-	8:00	20.0	-	-
8:01	12.0	-	8:01	12.0	-	-
8:02	14.3	-	8:02	14.3	-	-
8:03	7.0	-	8:03	7.0	-	-
8:04	35.5	-	8:04	35.5	-	-
8:05	7.5	-	8:05	10.8	-	-
8:06	15.8	-	8:06	7.3	-	-
8:07	15.0	-	8:07	8.3	-	-
8:08	15.3	-	8:08	8.3	-	-
8:09	8.5	-	8:09	16.5	-	-
8:10	8.5	-	8:10	15.3	-	-
8:11	9.5	-	8:11	13.8	-	-
8:12	28.0	-	8:12	12.8	-	-
8:13	6.3	-	8:13	14.0	-	-
8:14	4.8	13.9	8:14	15.3	14.1	-
8:15	6.3	12.9	8:15	14.8	13.7	-
8:16	6.0	12.5	8:16	13.5	13.8	-
8:17	6.3	12.0	8:17	15.8	13.9	-
8:18	8.5	12.1	8:18	14.3	14.4	-
8:19	5.8	10.1	8:19	33.0	14.2	-
8:20	6.3	10.0	8:20	16.5	14.6	-
8:21	7.0	9.5	8:21	13.8	15.0	-
8:22	6.5	8.9	8:22	14.5	15.5	-
8:23	5.8	8.3	8:23	14.8	15.9	-
8:24	5.5	8.1	8:24	12.5	15.6	-
8:25	4.8	7.8	8:25	12.3	15.4	-
8:26	4.0	7.4	8:26	11.3	15.3	-
8:27	4.5	5.9	8:27	10.8	15.1	-
8:28	4.3	5.7	8:28	10.5	14.9	-
8:29	5.5	5.8	8:29	10.0	14.5	-
8:30	5.0	5.7	8:30	11.3	14.3	-
8:31	4.0	5.6	8:31	10.3	14.1	-
8:32	8.8	5.7	8:32	10.5	13.7	-
8:33	7.0	5.6	8:33	10.8	13.5	-
8:34	4.5	5.6	8:34	12.5	12.1	-
8:35	4.8	5.5	8:35	12.0	11.8	-
8:36	6.0	5.4	8:36	11.5	11.7	-
8:37	4.0	5.2	8:37	10.0	11.4	-
8:38	4.0	5.1	8:38	10.0	11.1	-
8:39	3.8	5.0	8:39	11.3	11.0	-

Grand Union Bowling Alley Site
BCP #360222
150 Westchester Avenue, Port Chester
October 2, 2024

PARTICULATE DATA						
Upwind			Downwind			Exceeds Particulate Alarm Limit
Time	Concentration (ug/m^3)	15-Min Avg Concentration (ug/m^3)	Time	Concentration (ug/m^3)	15-Min Avg Concentration (ug/m^3)	
8:40	3.8	4.9	8:40	10.0	10.8	-
8:41	3.3	4.9	8:41	9.5	10.7	-
8:42	3.8	4.8	8:42	9.8	10.7	-
8:43	3.8	4.8	8:43	11.3	10.7	-
8:44	3.0	4.6	8:44	9.3	10.7	-
8:45	3.8	4.5	8:45	9.8	10.6	-
8:46	4.5	4.6	8:46	11.3	10.6	-
8:47	4.5	4.3	8:47	10.3	10.6	-
8:48	4.3	4.1	8:48	9.8	10.5	-
8:49	3.8	4.1	8:49	9.3	10.3	-
8:50	4.3	4.0	8:50	9.0	10.1	-
8:51	4.3	3.9	8:51	9.3	10.0	-
8:52	3.8	3.9	8:52	9.3	9.9	-
8:53	4.3	3.9	8:53	9.8	9.9	-
8:54	5.0	4.0	8:54	11.8	9.9	-
8:55	3.8	4.0	8:55	9.3	9.9	-
8:56	4.5	4.1	8:56	8.8	9.8	-
8:57	4.5	4.1	8:57	8.8	9.8	-
8:58	4.0	4.1	8:58	9.8	9.7	-
8:59	8.5	4.5	8:59	3.5	9.3	-
9:00	8.5	4.8	9:00	4.3	8.9	-
9:01	8.3	5.1	9:01	11.3	8.9	-
9:02	8.3	5.3	9:02	3.8	8.5	-
9:03	9.0	5.6	9:03	3.5	8.1	-
9:04	8.3	5.9	9:04	7.8	8.0	-
9:05	9.0	6.3	9:05	5.8	7.8	-
9:06	9.8	6.6	9:06	4.5	7.4	-
9:07	8.8	7.0	9:07	4.3	7.1	-
9:08	10.8	7.4	9:08	5.3	6.8	-
9:09	8.3	7.6	9:09	6.3	6.4	-
9:10	8.3	7.9	9:10	4.8	6.1	-
9:11	7.3	8.1	9:11	5.5	5.9	-
9:12	7.3	8.3	9:12	6.0	5.7	-
9:13	9.0	8.6	9:13	4.0	5.4	-
9:14	9.0	8.6	9:14	5.8	5.5	-
9:15	9.0	8.7	9:15	5.0	5.6	-
9:16	8.0	8.7	9:16	4.8	5.1	-
9:17	8.0	8.6	9:17	4.8	5.2	-
9:18	7.8	8.6	9:18	4.8	5.3	-
9:19	8.8	8.6	9:19	5.5	5.1	-
9:20	8.5	8.6	9:20	5.0	5.1	-
9:21	10.0	8.6	9:21	6.5	5.2	-
9:22	7.3	8.5	9:22	4.5	5.2	-
9:23	11.3	8.5	9:23	6.3	5.3	-
9:24	9.0	8.6	9:24	4.8	5.2	-
9:25	11.5	8.8	9:25	5.3	5.2	-
9:26	7.0	8.8	9:26	5.0	5.2	-
9:27	9.0	8.9	9:27	8.3	5.3	-

Grand Union Bowling Alley Site
BCP #360222
150 Westchester Avenue, Port Chester
October 2, 2024

PARTICULATE DATA						
Upwind			Downwind			Exceeds Particulate Alarm Limit
Time	Concentration (ug/m^3)	15-Min Avg Concentration (ug/m^3)	Time	Concentration (ug/m^3)	15-Min Avg Concentration (ug/m^3)	
9:28	7.8	8.8	9:28	7.5	5.6	-
9:29	7.8	8.7	9:29	4.5	5.5	-
9:30	10.5	8.8	9:30	5.3	5.5	-
9:31	7.3	8.8	9:31	4.0	5.5	-
9:32	7.0	8.7	9:32	12.5	6.0	-
9:33	7.0	8.6	9:33	157.8	16.2	-
9:34	6.8	8.5	9:34	51.3	19.2	-
9:35	7.5	8.4	9:35	15.3	19.9	-
9:36	7.0	8.2	9:36	11.8	20.3	-
9:37	6.8	8.2	9:37	5.3	20.3	-
9:38	7.8	8.0	9:38	4.0	20.2	-
9:39	7.8	7.9	9:39	4.3	20.1	-
9:40	8.8	7.7	9:40	6.3	20.2	-
9:41	7.0	7.7	9:41	4.8	20.2	-
9:42	8.8	7.7	9:42	4.0	19.9	-
9:43	7.3	7.7	9:43	5.3	19.7	-
9:44	8.8	7.7	9:44	4.3	19.7	-
9:45	11.8	7.8	9:45	3.8	19.6	-
9:46	6.3	7.7	9:46	4.5	19.7	-
9:47	7.5	7.8	9:47	4.5	19.1	-
9:48	7.3	7.8	9:48	5.0	8.9	-
9:49	6.8	7.8	9:49	4.8	5.8	-
9:50	6.0	7.7	9:50	5.3	5.2	-
9:51	8.0	7.8	9:51	4.8	4.7	-
9:52	6.5	7.7	9:52	5.0	4.7	-
9:53	9.0	7.8	9:53	7.3	4.9	-
9:54	10.5	8.0	9:54	6.5	5.1	-
9:55	7.8	7.9	9:55	4.8	5.0	-
9:56	8.8	8.1	9:56	8.0	5.2	-
9:57	8.8	8.1	9:57	4.8	5.2	-
9:58	7.3	8.1	9:58	7.8	5.4	-
9:59	7.5	8.0	9:59	5.0	5.4	-
10:00	7.3	7.7	10:00	6.5	5.6	-
10:01	9.8	7.9	10:01	5.8	5.7	-
10:02	5.8	7.8	10:02	16.0	6.5	-
10:03	7.3	7.8	10:03	9.0	6.7	-
10:04	10.0	8.0	10:04	6.3	6.8	-
10:05	8.5	8.2	10:05	5.8	6.9	-
10:06	8.0	8.2	10:06	250.8	23.3	-
10:07	8.0	8.3	10:07	406.5	50.0	-
10:08	8.0	8.2	10:08	276.3	68.0	-
10:09	11.3	8.3	10:09	231.5	83.0	-
10:10	11.3	8.5	10:10	478.0	114.5	-
10:11	7.8	8.4	10:11	126.0	122.4	-
10:12	7.3	8.3	10:12	47.3	125.2	-
10:13	7.0	8.3	10:13	113.0	132.2	-
10:14	7.8	8.3	10:14	31.5	134.0	-
10:15	8.5	8.4	10:15	132.8	142.4	-

Grand Union Bowling Alley Site
BCP #360222
150 Westchester Avenue, Port Chester
October 2, 2024

PARTICULATE DATA						
Upwind			Downwind			Exceeds Particulate Alarm Limit
Time	Concentration (ug/m^3)	15-Min Avg Concentration (ug/m^3)	Time	Concentration (ug/m^3)	15-Min Avg Concentration (ug/m^3)	
10:16	7.8	8.3	10:16	164.0	153.0	-
10:17	6.5	8.3	10:17	114.5	159.5	X
10:18	6.0	8.2	10:18	36.0	161.3	X
10:19	6.3	8.0	10:19	75.5	166.0	X
10:20	6.8	7.9	10:20	17.0	166.7	X
10:21	11.0	8.1	10:21	18.8	151.2	-
10:22	7.5	8.0	10:22	15.3	125.2	-
10:23	7.3	8.0	10:23	19.8	108.1	-
10:24	6.3	7.7	10:24	22.8	94.1	-
10:25	7.8	7.4	10:25	17.8	63.5	-
10:26	5.5	7.3	10:26	9.8	55.7	-
10:27	6.3	7.2	10:27	29.8	54.5	-
10:28	8.3	7.3	10:28	24.5	48.6	-
10:29	13.8	7.7	10:29	15.3	47.6	-
10:30	5.3	7.5	10:30	15.3	39.7	-
10:31	7.3	7.4	10:31	14.5	29.8	-
10:32	9.5	7.6	10:32	11.5	22.9	-
10:33	12.8	8.1	10:33	7.5	21.0	-
10:34	10.8	8.4	10:34	5.3	16.3	-
10:35	8.3	8.5	10:35	9.8	15.8	-
10:36	10.8	8.5	10:36	9.3	15.2	-
10:37	10.0	8.6	10:37	8.0	14.7	-
10:38	7.0	8.6	10:38	7.0	13.9	-
10:39	6.0	8.6	10:39	5.5	12.7	-
10:40	6.0	8.5	10:40	6.3	11.9	-
10:41	8.3	8.7	10:41	6.3	11.7	-
10:42	5.8	8.6	10:42	10.3	10.4	-
10:43	5.0	8.4	10:43	13.3	9.7	-
10:44	7.8	8.0	10:44	20.5	10.0	-
10:45	4.5	8.0	10:45	24.8	10.6	-
10:46	4.5	7.8	10:46	7.0	10.1	-
10:47	4.0	7.4	10:47	6.8	9.8	-
10:48	6.0	7.0	10:48	5.3	9.7	-
10:49	7.8	6.8	10:49	8.5	9.9	-
10:50	6.5	6.7	10:50	18.3	10.5	-
10:51	5.0	6.3	10:51	10.0	10.5	-
10:52	4.0	5.9	10:52	13.5	10.9	-
10:53	11.3	6.2	10:53	8.0	10.9	-
10:54	5.0	6.1	10:54	39.0	13.2	-
10:55	5.3	6.0	10:55	10.3	13.4	-
10:56	9.0	6.1	10:56	8.8	13.6	-
10:57	9.5	6.3	10:57	11.5	13.7	-
10:58	19.8	7.3	10:58	10.0	13.5	-
10:59	9.8	7.5	10:59	7.0	12.6	-
11:00	9.8	7.8	11:00	6.0	11.3	-
11:01	17.5	8.7	11:01	4.5	11.2	-
11:02	10.0	9.1	11:02	4.8	11.0	-
11:03	8.8	9.3	11:03	6.8	11.1	-

Grand Union Bowling Alley Site
BCP #360222
150 Westchester Avenue, Port Chester
October 2, 2024

PARTICULATE DATA						
Upwind			Downwind			Exceeds Particulate Alarm Limit
Time	Concentration (ug/m^3)	15-Min Avg Concentration (ug/m^3)	Time	Concentration (ug/m^3)	15-Min Avg Concentration (ug/m^3)	
11:04	10.5	9.4	11:04	10.5	11.3	-
11:05	8.0	9.5	11:05	11.3	10.8	-
11:06	9.0	9.8	11:06	7.0	10.6	-
11:07	8.3	10.1	11:07	8.0	10.2	-
11:08	10.3	10.0	11:08	6.8	10.1	-
11:09	19.8	11.0	11:09	33.3	9.8	-
11:10	12.3	11.5	11:10	12.3	9.9	-
11:11	9.0	11.5	11:11	45.3	12.3	-
11:12	14.5	11.8	11:12	31.0	13.6	-
11:13	8.5	11.1	11:13	8.5	13.5	-
11:14	4.5	10.7	11:14	7.0	13.5	-
11:15	5.5	10.4	11:15	23.0	14.7	-
11:16	4.8	9.6	11:16	24.0	16.0	-
11:17	10.0	9.6	11:17	40.3	18.3	-
11:18	6.3	9.4	11:18	114.0	25.5	-
11:19	5.0	9.0	11:19	7.3	25.3	-
11:20	4.8	8.8	11:20	32.3	26.7	-
11:21	5.0	8.6	11:21	13.8	27.1	-
11:22	5.5	8.4	11:22	9.0	27.2	-
11:23	6.0	8.1	11:23	85.0	32.4	-
11:24	6.5	7.2	11:24	21.8	31.6	-
11:25	7.0	6.9	11:25	17.0	31.9	-
11:26	5.0	6.6	11:26	66.0	33.3	-
11:27	6.0	6.0	11:27	32.3	33.4	-
11:28	7.5	6.0	11:28	20.8	34.2	-
11:29	24.8	7.3	11:29	12.8	34.6	-
11:30	12.3	7.8	11:30	24.5	34.7	-
11:31	7.8	8.0	11:31	10.3	33.8	-
11:32	14.0	8.2	11:32	10.5	31.8	-
11:33	10.8	8.5	11:33	14.3	25.2	-
11:34	8.8	8.8	11:34	19.0	25.9	-
11:35	6.5	8.9	11:35	25.5	25.5	-
11:36	7.5	9.1	11:36	7.5	25.1	-
11:37	11.3	9.4	11:37	6.8	24.9	-
11:38	6.3	9.5	11:38	7.3	19.7	-
11:39	4.3	9.3	11:39	5.8	18.7	-
11:40	4.5	9.1	11:40	6.8	18.0	-
11:41	3.8	9.1	11:41	8.0	14.1	-
11:42	3.3	8.9	11:42	12.5	12.8	-
11:43	5.0	8.7	11:43	27.8	13.3	-
11:44	4.5	7.4	11:44	6.0	12.8	-
11:45	6.5	7.0	11:45	6.5	11.6	-
11:46	6.3	6.9	11:46	11.8	11.7	-
11:47	6.3	6.4	11:47	6.0	11.4	-
11:48	6.5	6.1	11:48	5.5	10.8	-
11:49	4.0	5.8	11:49	12.5	10.4	-
11:50	5.5	5.7	11:50	12.3	9.5	-
11:51	5.3	5.5	11:51	6.5	9.5	-

Grand Union Bowling Alley Site
BCP #360222
150 Westchester Avenue, Port Chester
October 2, 2024

PARTICULATE DATA						
Upwind			Downwind			Exceeds Particulate Alarm Limit
Time	Concentration (ug/m^3)	15-Min Avg Concentration (ug/m^3)	Time	Concentration (ug/m^3)	15-Min Avg Concentration (ug/m^3)	
11:52	8.0	5.3	11:52	8.3	9.6	-
11:53	4.8	5.2	11:53	10.0	9.7	-
11:54	5.5	5.3	11:54	8.0	9.9	-
11:55	4.8	5.3	11:55	5.3	9.8	-
11:56	5.5	5.4	11:56	5.3	9.6	-
11:57	4.5	5.5	11:57	6.5	9.2	-
11:58	4.0	5.5	11:58	7.3	7.8	-
11:59	10.3	5.8	11:59	7.0	7.9	-
12:00	5.5	5.8	12:00	5.8	7.9	-
12:01	4.8	5.7	12:01	5.5	7.4	-
12:02	7.5	5.8	12:02	5.5	7.4	-
12:03	4.5	5.6	12:03	7.5	7.5	-
12:04	3.8	5.6	12:04	6.3	7.1	-
12:05	4.3	5.5	12:05	5.5	6.7	-
12:06	4.3	5.5	12:06	4.8	6.6	-
12:07	4.5	5.2	12:07	5.3	6.4	-
12:08	5.0	5.2	12:08	5.0	6.0	-
12:09	5.3	5.2	12:09	5.0	5.8	-
12:10	4.3	5.2	12:10	4.8	5.8	-
12:11	4.3	5.1	12:11	6.3	5.9	-
12:12	6.5	5.2	12:12	6.0	5.8	-
12:13	3.5	5.2	12:13	5.8	5.7	-
12:14	3.8	4.8	12:14	4.8	5.6	-
12:15	3.0	4.6	12:15	5.8	5.6	-
12:16	3.0	4.5	12:16	4.5	5.5	-
12:17	4.5	4.3	12:17	5.5	5.5	-
12:18	3.8	4.2	12:18	4.5	5.3	-
12:19	5.3	4.3	12:19	4.8	5.2	-
12:20	6.0	4.5	12:20	4.5	5.1	-
12:21	4.3	4.5	12:21	4.0	5.1	-
12:22	3.0	4.4	12:22	4.8	5.1	-
12:23	2.5	4.2	12:23	4.3	5.0	-
12:24	3.5	4.1	12:24	4.0	4.9	-
12:25	3.5	4.0	12:25	4.0	4.9	-
12:26	2.8	3.9	12:26	4.0	4.7	-
12:27	3.8	3.7	12:27	4.5	4.6	-
12:28	4.0	3.8	12:28	4.5	4.6	-
12:29	4.0	3.8	12:29	5.3	4.6	-
12:30	3.5	3.8	12:30	5.3	4.6	-
12:31	3.3	3.8	12:31	4.5	4.6	-
12:32	3.3	3.8	12:32	7.3	4.7	-
12:33	2.5	3.7	12:33	4.8	4.7	-
12:34	3.5	3.6	12:34	4.8	4.7	-
12:35	2.5	3.3	12:35	5.3	4.7	-
12:36	1.8	3.2	12:36	5.0	4.8	-
12:37	2.8	3.1	12:37	9.5	5.1	-
12:38	2.5	3.1	12:38	15.5	5.9	-
12:39	2.3	3.1	12:39	21.3	7.0	-

Grand Union Bowling Alley Site
BCP #360222
150 Westchester Avenue, Port Chester
October 2, 2024

PARTICULATE DATA						
Upwind			Downwind			Exceeds Particulate Alarm Limit
Time	Concentration (ug/m^3)	15-Min Avg Concentration (ug/m^3)	Time	Concentration (ug/m^3)	15-Min Avg Concentration (ug/m^3)	
12:40	2.3	3.0	12:40	18.8	8.0	-
12:41	2.0	2.9	12:41	30.3	9.8	-
12:42	3.3	2.9	12:42	18.3	10.7	-
12:43	3.0	2.8	12:43	9.0	11.0	-
12:44	2.0	2.7	12:44	14.5	11.6	-
12:45	3.8	2.7	12:45	6.5	11.7	-
12:46	3.3	2.7	12:46	6.3	11.8	-
12:47	3.0	2.7	12:47	8.0	11.8	-
12:48	3.3	2.7	12:48	6.8	12.0	-
12:49	3.3	2.7	12:49	21.5	13.1	-
12:50	3.8	2.8	12:50	9.3	13.4	-
12:51	4.3	3.0	12:51	7.5	13.5	-
12:52	3.0	3.0	12:52	17.0	14.0	-
12:53	3.0	3.0	12:53	10.5	13.7	-
12:54	2.0	3.0	12:54	16.3	13.4	-
12:55	2.5	3.0	12:55	5.0	12.4	-
12:56	2.5	3.1	12:56	6.3	10.8	-
12:57	3.5	3.1	12:57	5.3	10.0	-
12:58	2.5	3.0	12:58	10.0	10.0	-
12:59	2.8	3.1	12:59	6.0	9.5	-
13:00	3.0	3.0	13:00	13.0	9.9	-
13:01	5.0	3.2	13:01	17.8	10.7	-
13:02	4.8	3.3	13:02	7.3	10.6	-
13:03	5.5	3.4	13:03	7.0	10.6	-
13:04	7.3	3.7	13:04	15.0	10.2	-
13:05	6.3	3.9	13:05	12.0	10.4	-
13:06	2.8	3.8	13:06	12.0	10.7	-
13:07	7.3	4.0	13:07	9.5	10.2	-
13:08	3.5	4.1	13:08	5.8	9.9	-
13:09	3.5	4.2	13:09	5.8	9.2	-
13:10	5.0	4.3	13:10	12.5	9.7	-
13:11	4.5	4.5	13:11	4.8	9.6	-
13:12	4.8	4.6	13:12	4.0	9.5	-
13:13	4.0	4.7	13:13	5.3	9.2	-
13:14	2.5	4.6	13:14	5.3	9.1	-
13:15	3.5	4.7	13:15	5.0	8.6	-
13:16	4.8	4.7	13:16	5.0	7.7	-
13:17	6.3	4.8	13:17	11.0	8.0	-
13:18	2.5	4.6	13:18	11.0	8.3	-
13:19	2.5	4.2	13:19	6.0	7.7	-
13:20	2.5	4.0	13:20	9.5	7.5	-
13:21	2.3	4.0	13:21	12.3	7.5	-
13:22	2.5	3.6	13:22	8.8	7.5	-
13:23	2.3	3.6	13:23	11.0	7.8	-
13:24	1.5	3.4	13:24	8.5	8.0	-
13:25	2.3	3.2	13:25	4.0	7.4	-
13:26	2.0	3.1	13:26	3.8	7.4	-
13:27	2.0	2.9	13:27	5.0	7.4	-

Grand Union Bowling Alley Site
BCP #360222
150 Westchester Avenue, Port Chester
October 2, 2024

PARTICULATE DATA						
Upwind			Downwind			Exceeds Particulate Alarm Limit
Time	Concentration (ug/m^3)	15-Min Avg Concentration (ug/m^3)	Time	Concentration (ug/m^3)	15-Min Avg Concentration (ug/m^3)	
13:28	4.5	2.9	13:28	31.5	9.2	-
13:29	2.3	2.9	13:29	6.3	9.2	-
13:30	4.0	2.9	13:30	22.5	10.4	-
13:31	5.3	3.0	13:31	16.8	11.2	-
13:32	3.3	2.8	13:32	19.8	11.8	-
13:33	6.8	3.1	13:33	74.5	16.0	-
13:34	8.8	3.5	13:34	284.8	34.6	-
13:35	5.0	3.6	13:35	17.8	35.1	-
13:36	4.8	3.8	13:36	26.0	36.1	-
13:37	5.0	4.0	13:37	189.8	48.1	-
13:38	3.0	4.0	13:38	15.3	48.4	-
13:39	3.0	4.1	13:39	24.3	49.5	-
13:40	3.8	4.2	13:40	76.3	54.3	-
13:41	5.5	4.5	13:41	61.8	58.1	-
13:42	3.0	4.5	13:42	48.5	61.0	-
13:43	4.8	4.5	13:43	57.3	62.8	-
13:44	9.0	5.0	13:44	27.8	64.2	-
13:45	22.8	6.2	13:45	9.5	63.3	-
13:46	2.3	6.0	13:46	12.8	63.1	-
13:47	3.3	6.0	13:47	6.3	62.2	-
13:48	3.8	5.8	13:48	8.8	57.8	-
13:49	3.0	5.5	13:49	8.3	39.3	-
13:50	3.8	5.4	13:50	9.5	38.8	-
13:51	4.0	5.3	13:51	6.3	37.5	-
13:52	6.5	5.4	13:52	7.0	25.3	-
13:53	3.8	5.5	13:53	7.3	24.8	-
13:54	3.0	5.5	13:54	9.8	23.8	-
13:55	5.3	5.6	13:55	9.5	19.3	-
13:56	6.0	5.6	13:56	8.0	15.8	-
13:57	2.8	5.6	13:57	13.0	13.4	-
13:58	5.0	5.6	13:58	18.3	10.8	-
13:59	4.8	5.3	13:59	21.8	10.4	-
14:00	3.0	4.0	14:00	6.8	10.2	-
14:01	3.3	4.1	14:01	9.5	10.0	-
14:02	2.5	4.0	14:02	23.5	11.1	-
14:03	3.0	4.0	14:03	5.3	10.9	-
14:04	3.3	4.0	14:04	5.3	10.7	-
14:05	3.8	4.0	14:05	44.0	13.0	-
14:06	2.3	3.9	14:06	12.3	13.4	-
14:07	2.5	3.6	14:07	11.5	13.7	-
14:08	2.3	3.5	14:08	13.8	14.1	-
14:09	2.8	3.5	14:09	34.0	15.8	-
14:10	2.8	3.3	14:10	16.8	16.2	-
14:11	2.8	3.1	14:11	15.3	16.7	-
14:12	3.5	3.2	14:12	12.5	16.7	-
14:13	1.8	2.9	14:13	24.5	17.1	-
14:14	3.5	2.9	14:14	14.8	16.6	-
14:15	2.8	2.8	14:15	17.5	17.4	-

Grand Union Bowling Alley Site
BCP #360222
150 Westchester Avenue, Port Chester
October 2, 2024

PARTICULATE DATA						
Upwind			Downwind			Exceeds Particulate Alarm Limit
Time	Concentration (ug/m^3)	15-Min Avg Concentration (ug/m^3)	Time	Concentration (ug/m^3)	15-Min Avg Concentration (ug/m^3)	
14:16	4.3	2.9	14:16	12.5	17.6	-
14:17	7.8	3.3	14:17	13.5	16.9	-
14:18	3.5	3.3	14:18	6.3	17.0	-
14:19	4.5	3.4	14:19	15.3	17.6	-
14:20	3.5	3.4	14:20	5.3	15.0	-
14:21	4.0	3.5	14:21	15.3	15.2	-
14:22	3.8	3.6	14:22	29.3	16.4	-
14:23	3.8	3.7	14:23	55.5	19.2	-
14:24	3.8	3.7	14:24	23.0	18.5	-
14:25	3.8	3.8	14:25	20.3	18.7	-
14:26	4.5	3.9	14:26	14.0	18.6	-
14:27	3.5	3.9	14:27	30.8	19.8	-
14:28	3.8	4.0	14:28	23.8	19.8	-
14:29	3.5	4.0	14:29	51.5	22.2	-
14:30	3.3	4.1	14:30	33.8	23.3	-
14:31	3.5	4.0	14:31	11.8	23.3	-
14:32	2.8	3.7	14:32	8.8	23.0	-
14:33	2.3	3.6	14:33	23.5	24.1	-
14:34	4.5	3.6	14:34	21.0	24.5	-
14:35	2.8	3.6	14:35	21.3	25.6	-
14:36	2.3	3.4	14:36	31.8	26.7	-
14:37	4.3	3.5	14:37	11.0	25.4	-
14:38	4.0	3.5	14:38	27.3	23.6	-
14:39	3.0	3.4	14:39	7.5	22.5	-
14:40	2.8	3.4	14:40	5.8	21.6	-
14:41	6.8	3.5	14:41	5.5	21.0	-
14:42	6.8	3.7	14:42	6.5	19.4	-
14:43	4.3	3.8	14:43	36.8	20.2	-
14:44	4.8	3.9	14:44	30.5	18.8	-
14:45	4.3	3.9	14:45	29.5	18.6	-
14:46	5.5	4.1	14:46	36.8	20.2	-
14:47	7.5	4.4	14:47	23.3	21.2	-
14:48	4.0	4.5	14:48	14.3	20.6	-
14:49	3.5	4.4	14:49	7.3	19.7	-
14:50	4.8	4.6	14:50	9.3	18.9	-
14:51	5.0	4.7	14:51	16.3	17.8	-
14:52	5.0	4.8	14:52	17.3	18.2	-
14:53	8.5	5.1	14:53	13.3	17.3	-
14:54	4.5	5.2	14:54	10.8	17.5	-
14:55	4.3	5.3	14:55	23.0	18.7	-
14:56	4.5	5.1	14:56	21.5	19.7	-
14:57	3.5	4.9	14:57	12.3	20.1	-
14:58	4.0	4.9	14:58	36.5	20.1	-
14:59	5.8	5.0	14:59	17.5	19.2	-
15:00	3.3	4.9	15:00	6.5	17.7	-
15:01	2.8	4.7	15:01	5.8	15.6	-
15:02	3.5	4.5	15:02	4.8	14.4	-
15:03	2.5	4.4	15:03	4.0	13.7	-

Grand Union Bowling Alley Site
BCP #360222
150 Westchester Avenue, Port Chester
October 2, 2024

PARTICULATE DATA						
Upwind			Downwind			Exceeds Particulate Alarm Limit
Time	Concentration (ug/m^3)	15-Min Avg Concentration (ug/m^3)	Time	Concentration (ug/m^3)	15-Min Avg Concentration (ug/m^3)	
15:04	3.0	4.3	15:04	3.8	13.5	-
15:05	2.0	4.1	15:05	11.0	13.6	-
15:06	5.3	4.2	15:06	7.5	13.0	-
15:07	3.3	4.0	15:07	11.8	12.7	-
15:08	3.5	3.7	15:08	14.8	12.8	-
15:09	4.0	3.7	15:09	17.3	13.2	-
15:10	8.8	4.0	15:10	10.8	12.4	-
15:11	6.3	4.1	15:11	6.5	11.4	-
15:12	6.3	4.3	15:12	8.3	11.1	-
15:13	6.8	4.5	15:13	7.0	9.1	-
15:14	5.8	4.5	15:14	5.0	8.3	-
15:15	3.5	4.5	15:15	4.8	8.2	-
15:16	4.5	4.6	15:16	4.5	8.1	-
15:17	2.8	4.5	15:17	4.8	8.1	-
15:18	5.8	4.8	15:18	4.8	8.2	-
15:19	2.8	4.7	15:19	4.0	8.2	-

Grand Union Bowling Alley Site
BCP #360222
150 Westchester Avenue, Port Chester
October 2, 2024

Thursday, October 3, 2024						
Number of Instances Where Downwind VOCs Exceeds Upwind VOCs + 5 =						0
Number of Comparable Data Points =						426
Start Time:						7:59
End Time:						15:19
PID DATA						
Upwind			Downwind			Exceeds VOC Alarm Limit
Time	Concentration (ppm)	15-Min Avg Concentration (ppm)	Time	Concentration (ppm)	15-Min Avg Concentration (ppm)	
7:59	0.0	-	7:59	0.0	-	-
8:00	0.0	-	8:00	0.0	-	-
8:01	0.0	-	8:01	0.0	-	-
8:02	0.0	-	8:02	0.0	-	-
8:03	0.0	-	8:03	0.0	-	-
8:04	0.0	-	8:04	0.0	-	-
8:05	0.0	-	8:05	0.0	-	-
8:06	0.0	-	8:06	0.0	-	-
8:07	0.0	-	8:07	0.0	-	-
8:08	0.0	-	8:08	0.0	-	-
8:09	0.0	-	8:09	0.0	-	-
8:10	0.0	-	8:10	0.0	-	-
8:11	0.0	-	8:11	0.0	-	-
8:12	0.0	-	8:12	0.0	-	-
8:13	0.0	-	8:13	0.0	-	-
8:14	0.0	0.0	8:14	0.0	0.0	-
8:15	0.0	0.0	8:15	0.0	0.0	-
8:16	0.0	0.0	8:16	0.0	0.0	-
8:17	0.0	0.0	8:17	0.0	0.0	-
8:18	0.0	0.0	8:18	0.0	0.0	-
8:19	0.0	0.0	8:19	0.0	0.0	-
8:20	0.0	0.0	8:20	0.0	0.0	-
8:21	0.0	0.0	8:21	0.0	0.0	-
8:22	0.0	0.0	8:22	0.0	0.0	-
8:23	0.0	0.0	8:23	0.0	0.0	-
8:24	0.0	0.0	8:24	0.0	0.0	-
8:25	0.0	0.0	8:25	0.0	0.0	-
8:26	0.0	0.0	8:26	0.0	0.0	-
8:27	0.0	0.0	8:27	0.0	0.0	-
8:28	0.0	0.0	8:28	0.0	0.0	-
8:29	0.0	0.0	8:29	0.0	0.0	-
8:30	0.0	0.0	8:30	0.0	0.0	-
8:31	0.0	0.0	8:31	0.0	0.0	-
8:32	0.0	0.0	8:32	0.0	0.0	-
8:33	0.0	0.0	8:33	0.0	0.0	-
8:34	0.0	0.0	8:34	0.0	0.0	-
8:35	0.0	0.0	8:35	0.0	0.0	-
8:36	0.0	0.0	8:36	0.0	0.0	-
8:37	0.0	0.0	8:37	0.0	0.0	-
8:38	0.0	0.0	8:38	0.0	0.0	-
8:39	0.0	0.0	8:39	0.0	0.0	-
8:40	0.0	0.0	8:40	0.0	0.0	-
8:41	0.0	0.0	8:41	0.0	0.0	-

Grand Union Bowling Alley Site
BCP #360222
150 Westchester Avenue, Port Chester
October 2, 2024

PID DATA						
Upwind			Downwind			
Time	Concentration (ppm)	15-Min Avg Concentration (ppm)	Time	Concentration (ppm)	15-Min Avg Concentration (ppm)	Exceeds VOC Alarm Limit
8:42	0.0	0.0	8:42	0.0	0.0	-
8:43	0.0	0.0	8:43	0.0	0.0	-
8:44	0.0	0.0	8:44	0.0	0.0	-
8:45	0.0	0.0	8:45	0.0	0.0	-
8:46	0.0	0.0	8:46	0.0	0.0	-
8:47	0.0	0.0	8:47	0.0	0.0	-
8:48	0.0	0.0	8:48	0.0	0.0	-
8:49	0.0	0.0	8:49	0.0	0.0	-
8:50	0.0	0.0	8:50	0.0	0.0	-
8:51	0.0	0.0	8:51	0.0	0.0	-
8:52	0.0	0.0	8:52	0.0	0.0	-
8:53	0.0	0.0	8:53	0.0	0.0	-
8:54	0.0	0.0	8:54	0.0	0.0	-
8:55	0.0	0.0	8:55	0.0	0.0	-
8:56	0.0	0.0	8:56	0.0	0.0	-
8:57	0.0	0.0	8:57	0.0	0.0	-
8:58	0.0	0.0	8:58	0.0	0.0	-
8:59	0.0	0.0	8:59	0.0	0.0	-
9:00	0.0	0.0	9:00	0.0	0.0	-
9:01	0.0	0.0	9:01	0.0	0.0	-
9:02	0.0	0.0	9:02	0.0	0.0	-
9:03	0.0	0.0	9:03	0.0	0.0	-
9:04	0.0	0.0	9:04	0.0	0.0	-
9:05	0.0	0.0	9:05	0.0	0.0	-
9:06	0.0	0.0	9:06	0.0	0.0	-
9:07	0.0	0.0	9:07	0.0	0.0	-
9:08	0.0	0.0	9:08	0.0	0.0	-
9:09	0.0	0.0	9:09	0.0	0.0	-
9:10	0.0	0.0	9:10	0.0	0.0	-
9:11	0.0	0.0	9:11	0.0	0.0	-
9:12	0.0	0.0	9:12	0.0	0.0	-
9:13	0.0	0.0	9:13	0.0	0.0	-
9:14	0.0	0.0	9:14	0.0	0.0	-
9:15	0.0	0.0	9:15	0.0	0.0	-
9:16	0.0	0.0	9:16	0.0	0.0	-
9:17	0.0	0.0	9:17	0.0	0.0	-
9:18	0.0	0.0	9:18	0.0	0.0	-
9:19	0.0	0.0	9:19	0.0	0.0	-
9:20	0.0	0.0	9:20	0.0	0.0	-
9:21	0.0	0.0	9:21	0.0	0.0	-
9:22	0.0	0.0	9:22	0.0	0.0	-
9:23	0.0	0.0	9:23	0.0	0.0	-
9:24	0.0	0.0	9:24	0.0	0.0	-
9:25	0.0	0.0	9:25	0.0	0.0	-
9:26	0.0	0.0	9:26	0.0	0.0	-
9:27	0.0	0.0	9:27	0.0	0.0	-
9:28	0.0	0.0	9:28	0.0	0.0	-
9:29	0.0	0.0	9:29	0.0	0.0	-

Grand Union Bowling Alley Site
BCP #360222
150 Westchester Avenue, Port Chester
October 2, 2024

PID DATA						
Upwind			Downwind			
Time	Concentration (ppm)	15-Min Avg Concentration (ppm)	Time	Concentration (ppm)	15-Min Avg Concentration (ppm)	Exceeds VOC Alarm Limit
9:30	0.0	0.0	9:30	0.0	0.0	-
9:31	0.0	0.0	9:31	0.0	0.0	-
9:32	0.0	0.0	9:32	0.0	0.0	-
9:33	0.0	0.0	9:33	0.0	0.0	-
9:34	0.0	0.0	9:34	0.0	0.0	-
9:35	0.0	0.0	9:35	0.0	0.0	-
9:36	0.0	0.0	9:36	0.0	0.0	-
9:37	0.0	0.0	9:37	0.0	0.0	-
9:38	0.0	0.0	9:38	0.0	0.0	-
9:39	0.0	0.0	9:39	0.0	0.0	-
9:40	0.0	0.0	9:40	0.0	0.0	-
9:41	0.0	0.0	9:41	0.0	0.0	-
9:42	0.0	0.0	9:42	0.0	0.0	-
9:43	0.0	0.0	9:43	0.0	0.0	-
9:44	0.0	0.0	9:44	0.0	0.0	-
9:45	0.0	0.0	9:45	0.0	0.0	-
9:46	0.0	0.0	9:46	0.0	0.0	-
9:47	0.0	0.0	9:47	0.0	0.0	-
9:48	0.0	0.0	9:48	0.0	0.0	-
9:49	0.0	0.0	9:49	0.0	0.0	-
9:50	0.0	0.0	9:50	0.0	0.0	-
9:51	0.0	0.0	9:51	0.0	0.0	-
9:52	0.0	0.0	9:52	0.0	0.0	-
9:53	0.0	0.0	9:53	0.0	0.0	-
9:54	0.0	0.0	9:54	0.0	0.0	-
9:55	0.0	0.0	9:55	0.0	0.0	-
9:56	0.0	0.0	9:56	0.0	0.0	-
9:57	0.0	0.0	9:57	0.0	0.0	-
9:58	0.0	0.0	9:58	0.0	0.0	-
9:59	0.0	0.0	9:59	0.0	0.0	-
10:00	0.0	0.0	10:00	0.0	0.0	-
10:01	0.0	0.0	10:01	0.0	0.0	-
10:02	0.0	0.0	10:02	0.0	0.0	-
10:03	0.0	0.0	10:03	0.0	0.0	-
10:04	0.0	0.0	10:04	0.0	0.0	-
10:05	0.0	0.0	10:05	0.0	0.0	-
10:06	0.0	0.0	10:06	0.0	0.0	-
10:07	0.0	0.0	10:07	0.0	0.0	-
10:08	0.0	0.0	10:08	0.0	0.0	-
10:09	0.0	0.0	10:09	0.0	0.0	-
10:10	0.0	0.0	10:10	0.0	0.0	-
10:11	0.0	0.0	10:11	0.0	0.0	-
10:12	0.0	0.0	10:12	0.0	0.0	-
10:13	0.0	0.0	10:13	0.0	0.0	-
10:14	0.0	0.0	10:14	0.0	0.0	-
10:15	0.0	0.0	10:15	0.0	0.0	-
10:16	0.0	0.0	10:16	0.0	0.0	-
10:17	0.0	0.0	10:17	0.0	0.0	-

Grand Union Bowling Alley Site
BCP #360222
150 Westchester Avenue, Port Chester
October 2, 2024

PID DATA						
Upwind			Downwind			
Time	Concentration (ppm)	15-Min Avg Concentration (ppm)	Time	Concentration (ppm)	15-Min Avg Concentration (ppm)	Exceeds VOC Alarm Limit
10:18	0.0	0.0	10:18	0.0	0.0	-
10:19	0.0	0.0	10:19	0.0	0.0	-
10:20	0.0	0.0	10:20	0.0	0.0	-
10:21	0.0	0.0	10:21	0.0	0.0	-
10:22	0.0	0.0	10:22	0.0	0.0	-
10:23	0.0	0.0	10:23	0.0	0.0	-
10:24	0.0	0.0	10:24	0.0	0.0	-
10:25	0.0	0.0	10:25	0.0	0.0	-
10:26	0.0	0.0	10:26	0.0	0.0	-
10:27	0.0	0.0	10:27	0.0	0.0	-
10:28	0.0	0.0	10:28	0.0	0.0	-
10:29	0.0	0.0	10:29	0.0	0.0	-
10:30	0.0	0.0	10:30	0.0	0.0	-
10:31	0.0	0.0	10:31	0.0	0.0	-
10:32	0.0	0.0	10:32	0.0	0.0	-
10:33	0.0	0.0	10:33	0.0	0.0	-
10:34	0.0	0.0	10:34	0.0	0.0	-
10:35	0.0	0.0	10:35	0.0	0.0	-
10:36	0.0	0.0	10:36	0.0	0.0	-
10:37	0.0	0.0	10:37	0.0	0.0	-
10:38	0.0	0.0	10:38	0.0	0.0	-
10:39	0.0	0.0	10:39	0.0	0.0	-
10:40	0.0	0.0	10:40	0.0	0.0	-
10:41	0.0	0.0	10:41	0.0	0.0	-
10:42	0.0	0.0	10:42	0.0	0.0	-
10:43	0.0	0.0	10:43	0.0	0.0	-
10:44	0.0	0.0	10:44	0.0	0.0	-
10:45	0.0	0.0	10:45	0.0	0.0	-
10:46	0.0	0.0	10:46	0.0	0.0	-
10:47	0.0	0.0	10:47	0.0	0.0	-
10:48	0.0	0.0	10:48	0.0	0.0	-
10:49	0.0	0.0	10:49	0.0	0.0	-
10:50	0.0	0.0	10:50	0.0	0.0	-
10:51	0.0	0.0	10:51	0.0	0.0	-
10:52	0.0	0.0	10:52	0.0	0.0	-
10:53	0.0	0.0	10:53	0.0	0.0	-
10:54	0.0	0.0	10:54	0.0	0.0	-
10:55	0.0	0.0	10:55	0.0	0.0	-
10:56	0.0	0.0	10:56	0.0	0.0	-
10:57	0.0	0.0	10:57	0.0	0.0	-
10:58	0.0	0.0	10:58	0.0	0.0	-
10:59	0.0	0.0	10:59	0.0	0.0	-
11:00	0.0	0.0	11:00	0.0	0.0	-
11:01	0.0	0.0	11:01	0.0	0.0	-
11:02	0.0	0.0	11:02	0.0	0.0	-
11:03	0.0	0.0	11:03	0.0	0.0	-
11:04	0.0	0.0	11:04	0.0	0.0	-
11:05	0.0	0.0	11:05	0.0	0.0	-

Grand Union Bowling Alley Site
BCP #360222
150 Westchester Avenue, Port Chester
October 2, 2024

PID DATA						
Upwind			Downwind			
Time	Concentration (ppm)	15-Min Avg Concentration (ppm)	Time	Concentration (ppm)	15-Min Avg Concentration (ppm)	Exceeds VOC Alarm Limit
11:06	0.0	0.0	11:06	0.0	0.0	-
11:07	0.0	0.0	11:07	0.0	0.0	-
11:08	0.0	0.0	11:08	0.0	0.0	-
11:09	0.0	0.0	11:09	0.0	0.0	-
11:10	0.0	0.0	11:10	0.0	0.0	-
11:11	0.0	0.0	11:11	0.0	0.0	-
11:12	0.0	0.0	11:12	0.0	0.0	-
11:13	0.0	0.0	11:13	0.0	0.0	-
11:14	0.0	0.0	11:14	0.0	0.0	-
11:15	0.0	0.0	11:15	0.0	0.0	-
11:16	0.0	0.0	11:16	0.0	0.0	-
11:17	0.0	0.0	11:17	0.0	0.0	-
11:18	0.0	0.0	11:18	0.0	0.0	-
11:19	0.0	0.0	11:19	0.0	0.0	-
11:20	0.0	0.0	11:20	0.0	0.0	-
11:21	0.0	0.0	11:21	0.0	0.0	-
11:22	0.0	0.0	11:22	0.0	0.0	-
11:23	0.0	0.0	11:23	0.0	0.0	-
11:24	0.0	0.0	11:24	0.0	0.0	-
11:25	0.0	0.0	11:25	0.0	0.0	-
11:26	0.0	0.0	11:26	0.0	0.0	-
11:27	0.0	0.0	11:27	0.0	0.0	-
11:28	0.0	0.0	11:28	0.0	0.0	-
11:29	0.0	0.0	11:29	0.0	0.0	-
11:30	0.0	0.0	11:30	0.0	0.0	-
11:31	0.0	0.0	11:31	0.0	0.0	-
11:32	0.0	0.0	11:32	0.0	0.0	-
11:33	0.0	0.0	11:33	0.0	0.0	-
11:34	0.0	0.0	11:34	0.0	0.0	-
11:35	0.0	0.0	11:35	0.0	0.0	-
11:36	0.0	0.0	11:36	0.0	0.0	-
11:37	0.0	0.0	11:37	0.0	0.0	-
11:38	0.0	0.0	11:38	0.0	0.0	-
11:39	0.0	0.0	11:39	0.0	0.0	-
11:40	0.0	0.0	11:40	0.0	0.0	-
11:41	0.0	0.0	11:41	0.0	0.0	-
11:42	0.0	0.0	11:42	0.0	0.0	-
11:43	0.0	0.0	11:43	0.0	0.0	-
11:44	0.0	0.0	11:44	0.0	0.0	-
11:45	0.0	0.0	11:45	0.0	0.0	-
11:46	0.0	0.0	11:46	0.0	0.0	-
11:47	0.0	0.0	11:47	0.0	0.0	-
11:48	0.0	0.0	11:48	0.0	0.0	-
11:49	0.0	0.0	11:49	0.0	0.0	-
11:50	0.0	0.0	11:50	0.0	0.0	-
11:51	0.0	0.0	11:51	0.0	0.0	-
11:52	0.0	0.0	11:52	0.0	0.0	-
11:53	0.0	0.0	11:53	0.0	0.0	-

Grand Union Bowling Alley Site
BCP #360222
150 Westchester Avenue, Port Chester
October 2, 2024

PID DATA						
Upwind			Downwind			
Time	Concentration (ppm)	15-Min Avg Concentration (ppm)	Time	Concentration (ppm)	15-Min Avg Concentration (ppm)	Exceeds VOC Alarm Limit
11:54	0.0	0.0	11:54	0.0	0.0	-
11:55	0.0	0.0	11:55	0.0	0.0	-
11:56	0.0	0.0	11:56	0.0	0.0	-
11:57	0.0	0.0	11:57	0.0	0.0	-
11:58	0.0	0.0	11:58	0.0	0.0	-
11:59	0.0	0.0	11:59	0.0	0.0	-
12:00	0.0	0.0	12:00	0.0	0.0	-
12:01	0.0	0.0	12:01	0.0	0.0	-
12:02	0.0	0.0	12:02	0.0	0.0	-
12:03	0.0	0.0	12:03	0.0	0.0	-
12:04	0.0	0.0	12:04	0.0	0.0	-
12:05	0.0	0.0	12:05	0.0	0.0	-
12:06	0.0	0.0	12:06	0.0	0.0	-
12:07	0.0	0.0	12:07	0.0	0.0	-
12:08	0.0	0.0	12:08	0.0	0.0	-
12:09	0.0	0.0	12:09	0.0	0.0	-
12:10	0.0	0.0	12:10	0.0	0.0	-
12:11	0.0	0.0	12:11	0.0	0.0	-
12:12	0.0	0.0	12:12	0.0	0.0	-
12:13	0.0	0.0	12:13	0.0	0.0	-
12:14	0.0	0.0	12:14	0.0	0.0	-
12:15	0.0	0.0	12:15	0.0	0.0	-
12:16	0.0	0.0	12:16	0.0	0.0	-
12:17	0.0	0.0	12:17	0.0	0.0	-
12:18	0.0	0.0	12:18	0.0	0.0	-
12:19	0.0	0.0	12:19	0.0	0.0	-
12:20	0.0	0.0	12:20	0.0	0.0	-
12:21	0.0	0.0	12:21	0.0	0.0	-
12:22	0.0	0.0	12:22	0.0	0.0	-
12:23	0.0	0.0	12:23	0.0	0.0	-
12:24	0.0	0.0	12:24	0.0	0.0	-
12:25	0.0	0.0	12:25	0.0	0.0	-
12:26	0.0	0.0	12:26	0.0	0.0	-
12:27	0.0	0.0	12:27	0.0	0.0	-
12:28	0.0	0.0	12:28	0.0	0.0	-
12:29	0.0	0.0	12:29	0.0	0.0	-
12:30	0.0	0.0	12:30	0.0	0.0	-
12:31	0.0	0.0	12:31	0.0	0.0	-
12:32	0.0	0.0	12:32	0.0	0.0	-
12:33	0.0	0.0	12:33	0.0	0.0	-
12:34	0.0	0.0	12:34	0.0	0.0	-
12:35	0.0	0.0	12:35	0.0	0.0	-
12:36	0.0	0.0	12:36	0.0	0.0	-
12:37	0.0	0.0	12:37	0.0	0.0	-
12:38	0.0	0.0	12:38	0.0	0.0	-
12:39	0.0	0.0	12:39	0.0	0.0	-
12:40	0.0	0.0	12:40	0.0	0.0	-
12:41	0.0	0.0	12:41	0.0	0.0	-

Grand Union Bowling Alley Site
BCP #360222
150 Westchester Avenue, Port Chester
October 2, 2024

PID DATA						
Upwind			Downwind			
Time	Concentration (ppm)	15-Min Avg Concentration (ppm)	Time	Concentration (ppm)	15-Min Avg Concentration (ppm)	Exceeds VOC Alarm Limit
12:42	0.0	0.0	12:42	0.0	0.0	-
12:43	0.0	0.0	12:43	0.0	0.0	-
12:44	0.0	0.0	12:44	0.0	0.0	-
12:45	0.0	0.0	12:45	0.0	0.0	-
12:46	0.0	0.0	12:46	0.0	0.0	-
12:47	0.0	0.0	12:47	0.0	0.0	-
12:48	0.0	0.0	12:48	0.0	0.0	-
12:49	0.0	0.0	12:49	0.0	0.0	-
12:50	0.0	0.0	12:50	0.0	0.0	-
12:51	0.0	0.0	12:51	0.0	0.0	-
12:52	0.0	0.0	12:52	0.0	0.0	-
12:53	0.0	0.0	12:53	0.0	0.0	-
12:54	0.0	0.0	12:54	0.0	0.0	-
12:55	0.0	0.0	12:55	0.0	0.0	-
12:56	0.0	0.0	12:56	0.0	0.0	-
12:57	0.0	0.0	12:57	0.0	0.0	-
12:58	0.0	0.0	12:58	0.0	0.0	-
12:59	0.0	0.0	12:59	0.0	0.0	-
13:00	0.0	0.0	13:00	0.0	0.0	-
13:01	0.0	0.0	13:01	0.0	0.0	-
13:02	0.0	0.0	13:02	0.0	0.0	-
13:03	0.0	0.0	13:03	0.0	0.0	-
13:04	0.0	0.0	13:04	0.0	0.0	-
13:05	0.0	0.0	13:05	0.0	0.0	-
13:06	0.0	0.0	13:06	0.0	0.0	-
13:07	0.0	0.0	13:07	0.0	0.0	-
13:08	0.0	0.0	13:08	0.0	0.0	-
13:09	0.0	0.0	13:09	0.0	0.0	-
13:10	0.0	0.0	13:10	0.0	0.0	-
13:11	0.0	0.0	13:11	0.0	0.0	-
13:12	0.0	0.0	13:12	0.0	0.0	-
13:13	0.0	0.0	13:13	0.0	0.0	-
13:14	0.0	0.0	13:14	0.0	0.0	-
13:15	0.0	0.0	13:15	0.0	0.0	-
13:16	0.0	0.0	13:16	0.0	0.0	-
13:17	0.0	0.0	13:17	0.0	0.0	-
13:18	0.0	0.0	13:18	0.0	0.0	-
13:19	0.0	0.0	13:19	0.0	0.0	-
13:20	0.0	0.0	13:20	0.0	0.0	-
13:21	0.0	0.0	13:21	0.0	0.0	-
13:22	0.0	0.0	13:22	0.0	0.0	-
13:23	0.0	0.0	13:23	0.0	0.0	-
13:24	0.0	0.0	13:24	0.0	0.0	-
13:25	0.0	0.0	13:25	0.0	0.0	-
13:26	0.0	0.0	13:26	0.0	0.0	-
13:27	0.0	0.0	13:27	0.0	0.0	-
13:28	0.0	0.0	13:28	0.0	0.0	-
13:29	0.0	0.0	13:29	0.0	0.0	-

Grand Union Bowling Alley Site
BCP #360222
150 Westchester Avenue, Port Chester
October 2, 2024

PID DATA						
Upwind			Downwind			
Time	Concentration (ppm)	15-Min Avg Concentration (ppm)	Time	Concentration (ppm)	15-Min Avg Concentration (ppm)	Exceeds VOC Alarm Limit
13:30	0.0	0.0	13:30	0.0	0.0	-
13:31	0.0	0.0	13:31	0.0	0.0	-
13:32	0.0	0.0	13:32	0.0	0.0	-
13:33	0.0	0.0	13:33	0.0	0.0	-
13:34	0.0	0.0	13:34	0.0	0.0	-
13:35	0.0	0.0	13:35	0.0	0.0	-
13:36	0.0	0.0	13:36	0.0	0.0	-
13:37	0.0	0.0	13:37	0.0	0.0	-
13:38	0.0	0.0	13:38	0.0	0.0	-
13:39	0.0	0.0	13:39	0.0	0.0	-
13:40	0.0	0.0	13:40	0.0	0.0	-
13:41	0.0	0.0	13:41	0.0	0.0	-
13:42	0.0	0.0	13:42	0.0	0.0	-
13:43	0.0	0.0	13:43	0.0	0.0	-
13:44	0.0	0.0	13:44	0.0	0.0	-
13:45	0.0	0.0	13:45	0.0	0.0	-
13:46	0.0	0.0	13:46	0.0	0.0	-
13:47	0.0	0.0	13:47	0.0	0.0	-
13:48	0.0	0.0	13:48	0.0	0.0	-
13:49	0.0	0.0	13:49	0.0	0.0	-
13:50	0.0	0.0	13:50	0.0	0.0	-
13:51	0.0	0.0	13:51	0.0	0.0	-
13:52	0.0	0.0	13:52	0.0	0.0	-
13:53	0.0	0.0	13:53	0.0	0.0	-
13:54	0.0	0.0	13:54	0.0	0.0	-
13:55	0.0	0.0	13:55	0.0	0.0	-
13:56	0.0	0.0	13:56	0.0	0.0	-
13:57	0.0	0.0	13:57	0.0	0.0	-
13:58	0.0	0.0	13:58	0.0	0.0	-
13:59	0.0	0.0	13:59	0.0	0.0	-
14:00	0.0	0.0	14:00	0.0	0.0	-
14:01	0.0	0.0	14:01	0.0	0.0	-
14:02	0.0	0.0	14:02	0.0	0.0	-
14:03	0.0	0.0	14:03	0.0	0.0	-
14:04	0.0	0.0	14:04	0.0	0.0	-
14:05	0.0	0.0	14:05	0.0	0.0	-
14:06	0.0	0.0	14:06	0.0	0.0	-
14:07	0.0	0.0	14:07	0.0	0.0	-
14:08	0.0	0.0	14:08	0.0	0.0	-
14:09	0.0	0.0	14:09	0.0	0.0	-
14:10	0.0	0.0	14:10	0.0	0.0	-
14:11	0.0	0.0	14:11	0.0	0.0	-
14:12	0.0	0.0	14:12	0.0	0.0	-
14:13	0.0	0.0	14:13	0.0	0.0	-
14:14	0.0	0.0	14:14	0.0	0.0	-
14:15	0.0	0.0	14:15	0.0	0.0	-
14:16	0.0	0.0	14:16	0.0	0.0	-
14:17	0.0	0.0	14:17	0.0	0.0	-

Grand Union Bowling Alley Site
BCP #360222
150 Westchester Avenue, Port Chester
October 2, 2024

PID DATA						
Upwind			Downwind			
Time	Concentration (ppm)	15-Min Avg Concentration (ppm)	Time	Concentration (ppm)	15-Min Avg Concentration (ppm)	Exceeds VOC Alarm Limit
14:18	0.0	0.0	14:18	0.0	0.0	-
14:19	0.0	0.0	14:19	0.0	0.0	-
14:20	0.0	0.0	14:20	0.0	0.0	-
14:21	0.0	0.0	14:21	0.0	0.0	-
14:22	0.0	0.0	14:22	0.0	0.0	-
14:23	0.0	0.0	14:23	0.0	0.0	-
14:24	0.0	0.0	14:24	0.0	0.0	-
14:25	0.0	0.0	14:25	0.0	0.0	-
14:26	0.0	0.0	14:26	0.0	0.0	-
14:27	0.0	0.0	14:27	0.0	0.0	-
14:28	0.0	0.0	14:28	0.0	0.0	-
14:29	0.0	0.0	14:29	0.0	0.0	-
14:30	0.0	0.0	14:30	0.0	0.0	-
14:31	0.0	0.0	14:31	0.0	0.0	-
14:32	0.0	0.0	14:32	0.0	0.0	-
14:33	0.0	0.0	14:33	0.0	0.0	-
14:34	0.0	0.0	14:34	0.0	0.0	-
14:35	0.0	0.0	14:35	0.0	0.0	-
14:36	0.0	0.0	14:36	0.0	0.0	-
14:37	0.0	0.0	14:37	0.0	0.0	-
14:38	0.0	0.0	14:38	0.0	0.0	-
14:39	0.0	0.0	14:39	0.0	0.0	-
14:40	0.0	0.0	14:40	0.0	0.0	-
14:41	0.0	0.0	14:41	0.0	0.0	-
14:42	0.0	0.0	14:42	0.0	0.0	-
14:43	0.0	0.0	14:43	0.0	0.0	-
14:44	0.0	0.0	14:44	0.0	0.0	-
14:45	0.0	0.0	14:45	0.0	0.0	-
14:46	0.0	0.0	14:46	0.0	0.0	-
14:47	0.0	0.0	14:47	0.0	0.0	-
14:48	0.0	0.0	14:48	0.0	0.0	-
14:49	0.0	0.0	14:49	0.0	0.0	-
14:50	0.0	0.0	14:50	0.0	0.0	-
14:51	0.0	0.0	14:51	0.0	0.0	-
14:52	0.0	0.0	14:52	0.0	0.0	-
14:53	0.0	0.0	14:53	0.0	0.0	-
14:54	0.0	0.0	14:54	0.0	0.0	-
14:55	0.0	0.0	14:55	0.0	0.0	-
14:56	0.0	0.0	14:56	0.0	0.0	-
14:57	0.0	0.0	14:57	0.0	0.0	-
14:58	0.0	0.0	14:58	0.0	0.0	-
14:59	0.0	0.0	14:59	0.0	0.0	-
15:00	0.0	0.0	15:00	0.0	0.0	-
15:01	0.0	0.0	15:01	0.0	0.0	-
15:02	0.0	0.0	15:02	0.0	0.0	-
15:03	0.0	0.0	15:03	0.0	0.0	-
15:04	0.0	0.0	15:04	0.0	0.0	-
15:05	0.0	0.0	15:05	0.0	0.0	-

Grand Union Bowling Alley Site
BCP #360222
150 Westchester Avenue, Port Chester
October 2, 2024

PID DATA						
Upwind			Downwind			Exceeds VOC Alarm Limit
Time	Concentration (ppm)	15-Min Avg Concentration (ppm)	Time	Concentration (ppm)	15-Min Avg Concentration (ppm)	
15:06	0.0	0.0	15:06	0.0	0.0	-
15:07	0.0	0.0	15:07	0.0	0.0	-
15:08	0.0	0.0	15:08	0.0	0.0	-
15:09	0.0	0.0	15:09	0.0	0.0	-
15:10	0.0	0.0	15:10	0.0	0.0	-
15:11	0.0	0.0	15:11	0.0	0.0	-
15:12	0.0	0.0	15:12	0.0	0.0	-
15:13	0.0	0.0	15:13	0.0	0.0	-
15:14	0.0	0.0	15:14	0.0	0.0	-
15:15	0.0	0.0	15:15	0.0	0.0	-
15:16	0.0	0.0	15:16	0.0	0.0	-
15:17	0.0	0.0	15:17	0.0	0.0	-
15:18	0.0	0.0	15:18	0.0	0.0	-
15:19	0.0	0.0	15:19	0.0	0.0	-

SESI CONSULTING ENGINEERS

959 US-46 Floor 3, Suite 300 - Parsippany-Troy Hills, NJ

DAILY AIR MONITORING REPORT
150 Westchester Avenue
Port Chester, New York

10/03/2024

Rev. No. 0 | Page 1 of 2

Project Number: 11895A

Dust Action Level: 150 µg/m^3

VOC Action Level: 5 ppm

Weather Data Range for Work Day		Wind Direction	SW	Relative Humidity (%)	56.0 - 88.0	Daily Rain Total (in)	0.00	Readings in the summary table and graphs below are the reported downwind concentrations.
Temperature (°F)	60.0 - 71.0	Wind Speed (MPH)	0.5 - 4.9	Barometer (inHg)	30.10 - 30.10	Avg. Dew Point Temp (°F)	57.9	

Station Location	Daily Avg. Dust Concentration (µg/m^3)	Max 15-Min Dust Concentration (µg/m^3)	Time of Max Dust Reading	Daily Avg. VOC Concentration (ppm)	Max 15-Min VOC Concentration (ppm)	Time of Max VOC Reading
Upwind	12.0	38.8	10:55	0.0	0.0	8:28
Downwind	6.7	25.8	10:56	0.0	0.0	8:28

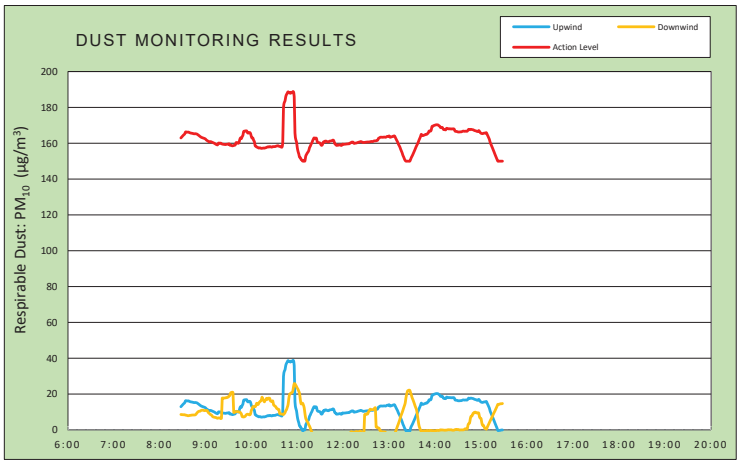

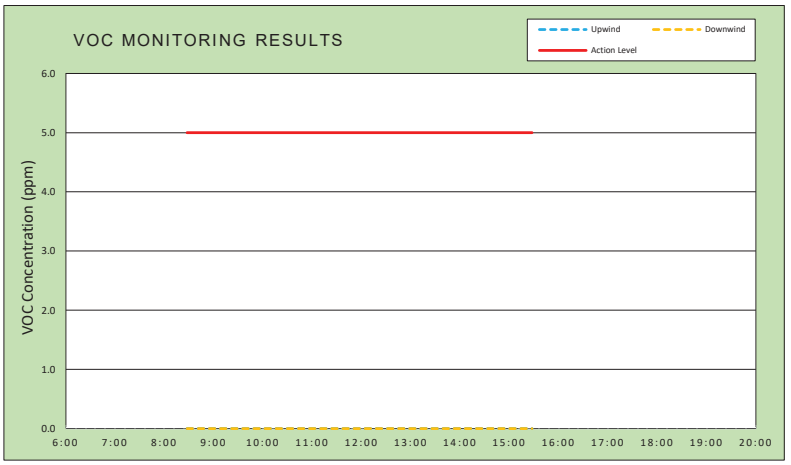

Air Monitoring Notes:

Weather Notes:

EMILCOTT
A Triumvirate Environmental Company

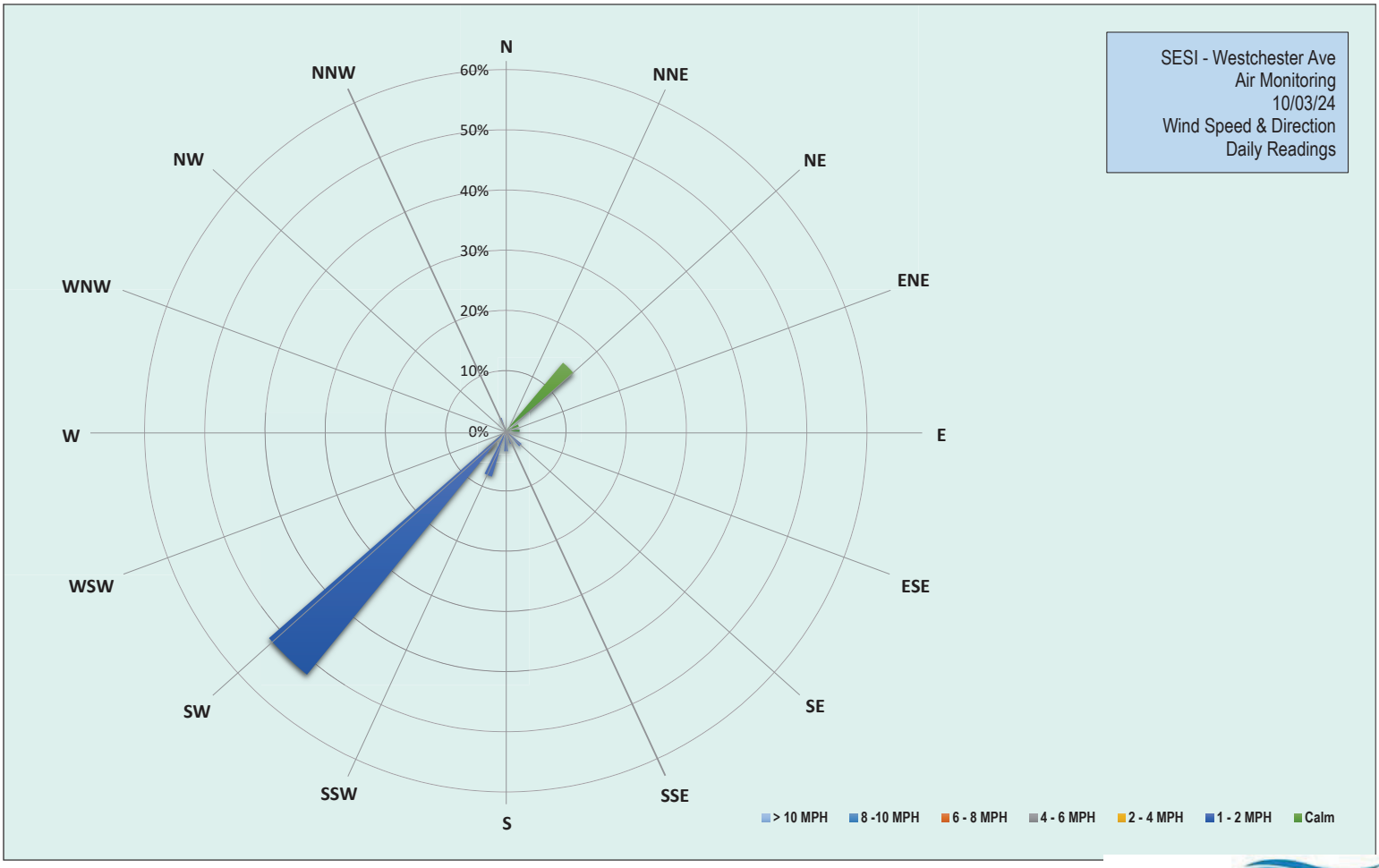

EMILCOTT
A Triumvirate Environmental Company

Grand Union Bowling Alley Site
BCP #360222
150 Westchester Avenue, Port Chester
October 3, 2024

Thursday, October 3, 2024						
Number of Instances Where Downwind Particulates Exceeds Upwind Particulate + 150 =						0
Number of Comparable Data Points =						421
Start Time:						8:13
End Time:						15:28
PARTICULATE DATA						
Upwind			Downwind			Exceeds Particulate Alarm Limit
Time	Concentration (ug/m^3)	15-Min Avg Concentration (ug/m^3)	Time	Concentration (ug/m^3)	15-Min Avg Concentration (ug/m^3)	
8:13	11.5	-	8:13	11.5	-	-
8:14	9.0	-	8:14	9.0	-	-
8:15	8.3	-	8:15	8.3	-	-
8:16	8.3	-	8:16	8.3	-	-
8:17	8.3	-	8:17	8.3	-	-
8:18	8.5	-	8:18	8.5	-	-
8:19	0.0	-	8:19	11.8	-	-
8:20	17.8	-	8:20	8.5	-	-
8:21	17.0	-	8:21	9.3	-	-
8:22	16.5	-	8:22	9.8	-	-
8:23	16.5	-	8:23	9.3	-	-
8:24	19.5	-	8:24	8.3	-	-
8:25	18.0	-	8:25	7.5	-	-
8:26	15.5	-	8:26	7.8	-	-
8:27	15.8	-	8:27	7.5	-	-
8:28	15.8	13.0	8:28	7.8	8.6	-
8:29	16.0	13.4	8:29	8.0	8.6	-
8:30	15.5	13.9	8:30	7.8	8.5	-
8:31	15.5	14.4	8:31	7.8	8.5	-
8:32	14.3	14.8	8:32	8.0	8.5	-
8:33	14.8	15.2	8:33	8.5	8.5	-
8:34	16.0	16.3	8:34	8.5	8.3	-
8:35	17.5	16.3	8:35	8.0	8.2	-
8:36	16.5	16.2	8:36	7.3	8.1	-
8:37	15.8	16.2	8:37	7.5	8.0	-
8:38	17.0	16.2	8:38	9.5	8.0	-
8:39	15.8	16.0	8:39	9.3	8.0	-
8:40	15.5	15.8	8:40	9.5	8.2	-
8:41	13.5	15.7	8:41	7.8	8.2	-
8:42	14.8	15.6	8:42	9.3	8.3	-
8:43	14.3	15.5	8:43	8.3	8.3	-
8:44	14.5	15.4	8:44	8.5	8.4	-
8:45	13.8	15.3	8:45	7.8	8.4	-
8:46	15.5	15.3	8:46	8.3	8.4	-
8:47	14.8	15.3	8:47	9.5	8.5	-
8:48	13.3	15.2	8:48	15.0	8.9	-
8:49	14.3	15.1	8:49	17.5	9.5	-
8:50	13.0	14.8	8:50	14.5	10.0	-
8:51	11.8	14.5	8:51	12.5	10.3	-
8:52	10.8	14.2	8:52	9.5	10.4	-
8:53	11.8	13.8	8:53	10.0	10.5	-
8:54	11.3	13.5	8:54	14.3	10.8	-

Grand Union Bowling Alley Site
BCP #360222
150 Westchester Avenue, Port Chester
October 3, 2024

PARTICULATE DATA						
Upwind			Downwind			Exceeds Particulate Alarm Limit
Time	Concentration (ug/m^3)	15-Min Avg Concentration (ug/m^3)	Time	Concentration (ug/m^3)	15-Min Avg Concentration (ug/m^3)	
8:55	11.5	13.2	8:55	12.0	11.0	-
8:56	11.8	13.1	8:56	8.8	11.0	-
8:57	11.8	12.9	8:57	8.3	11.0	-
8:58	12.3	12.8	8:58	6.8	10.9	-
8:59	12.0	12.6	8:59	7.0	10.8	-
9:00	10.3	12.4	9:00	9.0	10.9	-
9:01	8.5	11.9	9:01	8.0	10.8	-
9:02	9.5	11.6	9:02	9.5	10.8	-
9:03	9.3	11.3	9:03	7.0	10.3	-
9:04	9.8	11.0	9:04	7.0	9.6	-
9:05	9.0	10.7	9:05	10.0	9.3	-
9:06	14.0	10.9	9:06	5.3	8.8	-
9:07	10.8	10.9	9:07	5.5	8.6	-
9:08	9.0	10.7	9:08	6.0	8.3	-
9:09	8.5	10.5	9:09	5.3	7.7	-
9:10	8.5	10.3	9:10	6.5	7.3	-
9:11	9.0	10.1	9:11	6.5	7.2	-
9:12	8.3	9.9	9:12	6.8	7.1	-
9:13	8.3	9.6	9:13	5.5	7.0	-
9:14	7.8	9.4	9:14	5.5	6.9	-
9:15	7.8	9.2	9:15	5.5	6.7	-
9:16	7.3	9.1	9:16	6.3	6.5	-
9:17	23.8	10.1	9:17	12.0	6.7	-
9:18	9.5	10.1	9:18	7.5	6.7	-
9:19	8.3	10.0	9:19	5.3	6.6	-
9:20	10.8	10.1	9:20	6.0	6.4	-
9:21	9.0	9.8	9:21	7.8	6.5	-
9:22	7.8	9.6	9:22	174.5	17.8	-
9:23	7.5	9.5	9:23	5.8	17.8	-
9:24	7.5	9.4	9:24	5.5	17.8	-
9:25	7.8	9.3	9:25	7.0	17.8	-
9:26	8.0	9.3	9:26	7.8	17.9	-
9:27	9.3	9.3	9:27	8.5	18.0	-
9:28	9.8	9.4	9:28	5.5	18.0	-
9:29	8.3	9.5	9:29	10.0	18.3	-
9:30	8.3	9.5	9:30	6.5	18.4	-
9:31	9.8	9.7	9:31	16.3	19.1	-
9:32	11.8	8.9	9:32	15.0	19.3	-
9:33	10.0	8.9	9:33	29.5	20.7	-
9:34	6.5	8.8	9:34	7.8	20.9	-
9:35	7.5	8.6	9:35	8.8	21.1	-
9:36	9.8	8.6	9:36	5.5	20.9	-
9:37	9.8	8.8	9:37	7.0	9.8	-
9:38	9.8	8.9	9:38	7.8	9.9	-
9:39	9.8	9.1	9:39	6.8	10.0	-
9:40	26.8	10.3	9:40	11.0	10.2	-
9:41	9.0	10.4	9:41	8.8	10.3	-
9:42	5.5	10.1	9:42	7.3	10.2	-
9:43	7.0	10.0	9:43	6.0	10.3	-

Grand Union Bowling Alley Site
BCP #360222
150 Westchester Avenue, Port Chester
October 3, 2024

PARTICULATE DATA						
Upwind			Downwind			Exceeds Particulate Alarm Limit
Time	Concentration (ug/m^3)	15-Min Avg Concentration (ug/m^3)	Time	Concentration (ug/m^3)	15-Min Avg Concentration (ug/m^3)	
9:44	17.3	10.6	9:44	6.5	10.0	-
9:45	32.8	12.2	9:45	6.3	10.0	-
9:46	22.0	13.0	9:46	9.0	9.5	-
9:47	5.8	12.6	9:47	5.8	8.9	-
9:48	26.5	13.7	9:48	7.5	7.4	-
9:49	17.8	14.5	9:49	6.8	7.4	-
9:50	40.5	16.7	9:50	6.8	7.2	-
9:51	9.8	16.7	9:51	8.0	7.4	-
9:52	12.8	16.9	9:52	10.3	7.6	-
9:53	8.8	16.8	9:53	17.3	8.3	-
9:54	11.5	16.9	9:54	12.5	8.6	-
9:55	11.0	15.9	9:55	13.3	8.8	-
9:56	6.0	15.7	9:56	7.3	8.7	-
9:57	9.3	15.9	9:57	4.8	8.5	-
9:58	8.0	16.0	9:58	4.8	8.4	-
9:59	8.3	15.4	9:59	15.0	9.0	-
10:00	8.3	13.7	10:00	35.8	11.0	-
10:01	9.0	12.9	10:01	19.8	11.7	-
10:02	6.8	12.9	10:02	26.3	13.1	-
10:03	6.5	11.6	10:03	7.3	13.0	-
10:04	7.0	10.9	10:04	6.5	13.0	-
10:05	5.8	8.6	10:05	5.8	13.0	-
10:06	6.0	8.3	10:06	18.8	13.7	-
10:07	6.0	7.9	10:07	29.0	14.9	-
10:08	7.3	7.8	10:08	8.8	14.4	-
10:09	7.0	7.5	10:09	11.0	14.3	-
10:10	8.8	7.3	10:10	28.3	15.3	-
10:11	8.3	7.5	10:11	13.5	15.7	-
10:12	7.0	7.3	10:12	12.5	16.2	-
10:13	5.5	7.2	10:13	8.5	16.4	-
10:14	9.0	7.2	10:14	43.3	18.3	-
10:15	9.0	7.3	10:15	16.5	17.0	-
10:16	10.3	7.3	10:16	14.3	16.7	-
10:17	5.8	7.3	10:17	11.3	15.7	-
10:18	8.5	7.4	10:18	20.5	16.6	-
10:19	8.8	7.5	10:19	14.3	17.1	-
10:20	8.5	7.7	10:20	15.3	17.7	-
10:21	9.0	7.9	10:21	8.3	17.0	-
10:22	7.5	8.0	10:22	39.5	17.7	-
10:23	5.3	7.9	10:23	8.8	17.7	-
10:24	10.8	8.1	10:24	10.5	17.7	-
10:25	7.8	8.1	10:25	6.3	16.2	-
10:26	5.5	7.9	10:26	10.0	16.0	-
10:27	7.0	7.9	10:27	11.8	15.9	-
10:28	9.5	8.1	10:28	12.5	16.2	-
10:29	8.0	8.1	10:29	12.0	14.1	-
10:30	10.3	8.2	10:30	9.8	13.7	-
10:31	10.0	8.1	10:31	8.0	13.2	-
10:32	8.3	8.3	10:32	6.8	12.9	-

Grand Union Bowling Alley Site
BCP #360222
150 Westchester Avenue, Port Chester
October 3, 2024

PARTICULATE DATA						
Upwind			Downwind			Exceeds Particulate Alarm Limit
Time	Concentration (ug/m^3)	15-Min Avg Concentration (ug/m^3)	Time	Concentration (ug/m^3)	15-Min Avg Concentration (ug/m^3)	
10:33	11.0	8.5	10:33	7.5	12.1	-
10:34	9.8	8.5	10:34	11.0	11.9	-
10:35	9.8	8.6	10:35	10.0	11.5	-
10:36	5.0	8.4	10:36	7.3	11.4	-
10:37	5.5	8.2	10:37	4.8	9.1	-
10:38	5.5	8.2	10:38	7.3	9.0	-
10:39	5.0	7.9	10:39	8.8	8.9	-
10:40	7.0	7.8	10:40	6.0	8.9	-
10:41	39.0	10.0	10:41	7.0	8.7	-
10:42	304.8	29.9	10:42	11.0	8.6	-
10:43	51.3	32.7	10:43	19.0	9.1	-
10:44	22.0	33.6	10:44	21.0	9.7	-
10:45	47.3	36.1	10:45	26.8	10.8	-
10:46	27.3	37.2	10:46	17.0	11.4	-
10:47	20.0	38.0	10:47	26.8	12.7	-
10:48	22.0	38.7	10:48	29.3	14.2	-
10:49	0.5	38.1	10:49	63.3	17.7	-
10:50	12.5	38.3	10:50	44.3	20.0	-
10:51	-1.8	37.9	10:51	11.5	20.2	-
10:52	13.8	38.4	10:52	11.5	20.7	-
10:53	1.0	38.1	10:53	10.0	20.9	-
10:54	14.0	38.7	10:54	16.3	21.4	-
10:55	8.3	38.8	10:55	43.0	23.8	-
10:56	-3.5	36.0	10:56	36.8	25.8	-
10:57	1.0	15.7	10:57	9.5	25.7	-
10:58	-1.3	12.2	10:58	8.3	25.0	-
10:59	0.0	10.7	10:59	9.0	24.2	-
11:00	0.0	7.6	11:00	13.8	23.3	-
11:01	-5.3	5.4	11:01	6.5	22.6	-
11:02	-1.3	4.0	11:02	9.8	21.5	-
11:03	-5.8	2.2	11:03	12.0	20.4	-
11:04	-1.5	2.0	11:04	10.8	16.9	-
11:05	-4.5	0.9	11:05	9.8	14.6	-
11:06	-4.8	0.7	11:06	17.0	14.9	-
11:07	-4.0	-0.5	11:07	11.3	14.9	-
11:08	13.0	0.3	11:08	-5.0	13.9	-
11:09	8.8	-0.1	11:09	-6.3	12.4	-
11:10	10.0	0.1	11:10	-4.8	9.2	-
11:11	36.5	2.7	11:11	-3.5	6.5	-
11:12	15.3	3.7	11:12	-5.0	5.6	-
11:13	11.0	4.5	11:13	-4.5	4.7	-
11:14	9.0	5.1	11:14	-1.0	4.1	-
11:15	12.0	5.9	11:15	-3.8	2.9	-
11:16	19.3	7.5	11:16	-5.0	2.1	-
11:17	10.8	8.3	11:17	-6.0	1.1	-
11:18	10.8	9.4	11:18	-6.8	-0.2	-
11:19	10.0	10.2	11:19	-5.3	-1.3	-
11:20	12.3	11.3	11:20	-3.5	-2.1	-
11:21	9.5	12.3	11:21	8.3	-2.7	-

Grand Union Bowling Alley Site
BCP #360222
150 Westchester Avenue, Port Chester
October 3, 2024

PARTICULATE DATA						
Upwind			Downwind			Exceeds Particulate Alarm Limit
Time	Concentration (ug/m^3)	15-Min Avg Concentration (ug/m^3)	Time	Concentration (ug/m^3)	15-Min Avg Concentration (ug/m^3)	
11:22	7.0	13.0	11:22	-2.0	-3.6	-
11:23	8.0	12.7	11:23	-4.8	-3.6	-
11:24	11.5	12.9	11:24	-3.3	-3.4	-
11:25	9.3	12.8	11:25	-5.5	-3.4	-
11:26	8.5	10.9	11:26	-5.5	-3.6	-
11:27	8.0	10.5	11:27	-6.8	-3.7	-
11:28	8.8	10.3	11:28	-3.0	-3.6	-
11:29	8.5	10.3	11:29	-5.5	-3.9	-
11:30	7.5	10.0	11:30	-4.8	-4.0	-
11:31	6.3	9.1	11:31	-5.5	-4.0	-
11:32	6.3	8.8	11:32	-6.0	-4.0	-
11:33	20.0	9.4	11:33	-4.0	-3.8	-
11:34	28.8	10.7	11:34	-5.3	-3.8	-
11:35	9.3	10.5	11:35	-3.0	-3.8	-
11:36	19.0	11.1	11:36	-4.5	-4.6	-
11:37	8.3	11.2	11:37	-4.5	-4.8	-
11:38	7.3	11.1	11:38	0.8	-4.4	-
11:39	7.0	10.8	11:39	-2.8	-4.4	-
11:40	8.5	10.8	11:40	-4.3	-4.3	-
11:41	8.0	10.8	11:41	-5.5	-4.3	-
11:42	13.5	11.1	11:42	-4.0	-4.1	-
11:43	10.5	11.2	11:43	-1.0	-4.0	-
11:44	9.0	11.3	11:44	2.5	-3.5	-
11:45	10.0	11.4	11:45	-2.5	-3.3	-
11:46	8.8	11.6	11:46	-4.5	-3.2	-
11:47	8.8	11.8	11:47	-1.3	-2.9	-
11:48	9.3	11.1	11:48	-5.5	-3.0	-
11:49	8.0	9.7	11:49	-4.3	-3.0	-
11:50	7.8	9.6	11:50	-2.8	-2.9	-
11:51	8.8	8.9	11:51	-5.8	-3.0	-
11:52	7.3	8.8	11:52	-4.3	-3.0	-
11:53	8.8	8.9	11:53	-5.3	-3.4	-
11:54	7.3	8.9	11:54	-4.8	-3.5	-
11:55	11.0	9.1	11:55	-4.3	-3.5	-
11:56	8.3	9.1	11:56	-5.0	-3.5	-
11:57	9.3	8.8	11:57	-0.5	-3.3	-
11:58	10.3	8.8	11:58	-3.3	-3.4	-
11:59	19.3	9.5	11:59	-2.3	-3.7	-
12:00	8.5	9.4	12:00	-2.0	-3.7	-
12:01	9.0	9.4	12:01	-3.3	-3.6	-
12:02	9.3	9.5	12:02	-4.3	-3.8	-
12:03	10.0	9.5	12:03	-3.0	-3.7	-
12:04	8.8	9.6	12:04	-2.0	-3.5	-
12:05	9.0	9.6	12:05	-3.3	-3.5	-
12:06	8.8	9.6	12:06	-3.8	-3.4	-
12:07	8.8	9.7	12:07	-4.3	-3.4	-
12:08	8.5	9.7	12:08	-4.3	-3.3	-
12:09	13.8	10.2	12:09	14.8	-2.0	-
12:10	12.5	10.3	12:10	8.8	-1.2	-

Grand Union Bowling Alley Site
BCP #360222
150 Westchester Avenue, Port Chester
October 3, 2024

PARTICULATE DATA						
Upwind			Downwind			Exceeds Particulate Alarm Limit
Time	Concentration (ug/m^3)	15-Min Avg Concentration (ug/m^3)	Time	Concentration (ug/m^3)	15-Min Avg Concentration (ug/m^3)	
12:11	13.5	10.6	12:11	-2.5	-1.0	-
12:12	9.5	10.6	12:12	-4.5	-1.3	-
12:13	9.8	10.6	12:13	-4.5	-1.4	-
12:14	9.5	9.9	12:14	-1.8	-1.3	-
12:15	9.3	10.0	12:15	-3.0	-1.4	-
12:16	10.3	10.1	12:16	0.8	-1.1	-
12:17	10.3	10.1	12:17	-1.3	-0.9	-
12:18	11.8	10.3	12:18	-3.8	-1.0	-
12:19	11.3	10.4	12:19	-4.0	-1.1	-
12:20	11.0	10.6	12:20	-3.3	-1.1	-
12:21	10.8	10.7	12:21	-0.5	-0.9	-
12:22	10.3	10.8	12:22	-2.0	-0.7	-
12:23	11.0	11.0	12:23	-2.5	-0.6	-
12:24	10.8	10.8	12:24	-3.8	-1.9	-
12:25	10.5	10.6	12:25	-3.8	-2.7	-
12:26	9.8	10.4	12:26	0.3	-2.5	-
12:27	10.5	10.4	12:27	-3.8	-2.5	-
12:28	10.3	10.5	12:28	160.8	8.6	-
12:29	10.5	10.5	12:29	-2.0	8.6	-
12:30	10.5	10.6	12:30	3.3	9.0	-
12:31	10.8	10.7	12:31	-1.3	8.8	-
12:32	11.0	10.7	12:32	0.5	9.0	-
12:33	11.8	10.7	12:33	14.3	10.2	-
12:34	11.8	10.7	12:34	1.5	10.5	-
12:35	12.3	10.8	12:35	12.5	11.6	-
12:36	12.3	10.9	12:36	-2.0	11.5	-
12:37	11.5	11.0	12:37	-3.8	11.4	-
12:38	10.0	10.9	12:38	-3.5	11.3	-
12:39	11.8	11.0	12:39	-2.3	11.4	-
12:40	14.3	11.3	12:40	-1.8	11.5	-
12:41	10.8	11.3	12:41	10.5	12.2	-
12:42	11.0	11.4	12:42	-0.3	12.4	-
12:43	10.3	11.4	12:43	-1.0	1.7	-
12:44	13.8	11.6	12:44	-1.8	1.7	-
12:45	12.8	11.7	12:45	-3.0	1.3	-
12:46	25.5	12.7	12:46	-3.0	1.1	-
12:47	14.0	12.9	12:47	-3.8	0.9	-
12:48	17.0	13.3	12:48	-2.3	-0.3	-
12:49	13.8	13.4	12:49	-1.5	-0.5	-
12:50	12.0	13.4	12:50	-2.0	-1.4	-
12:51	12.0	13.4	12:51	-2.8	-1.5	-
12:52	11.3	13.3	12:52	2.0	-1.1	-
12:53	11.3	13.4	12:53	-3.3	-1.1	-
12:54	12.0	13.4	12:54	-3.5	-1.2	-
12:55	12.8	13.3	12:55	-3.0	-1.2	-
12:56	12.3	13.4	12:56	-3.8	-2.2	-
12:57	15.5	13.7	12:57	-1.8	-2.3	-
12:58	11.5	13.8	12:58	-2.5	-2.4	-
12:59	12.8	13.8	12:59	-1.5	-2.4	-

Grand Union Bowling Alley Site
BCP #360222
150 Westchester Avenue, Port Chester
October 3, 2024

PARTICULATE DATA						
Upwind			Downwind			Exceeds Particulate Alarm Limit
Time	Concentration (ug/m^3)	15-Min Avg Concentration (ug/m^3)	Time	Concentration (ug/m^3)	15-Min Avg Concentration (ug/m^3)	
13:00	18.0	14.1	13:00	-2.8	-2.4	-
13:01	14.8	13.4	13:01	-2.0	-2.3	-
13:02	14.0	13.4	13:02	-1.3	-2.1	-
13:03	19.8	13.6	13:03	-1.8	-2.1	-
13:04	15.3	13.7	13:04	-1.5	-2.1	-
13:05	15.5	13.9	13:05	-3.0	-2.2	-
13:06	12.8	14.0	13:06	-2.3	-2.1	-
13:07	13.5	14.1	13:07	-3.0	-2.5	-
13:08	-1.3	13.3	13:08	13.3	-1.4	-
13:09	-1.0	12.4	13:09	13.5	-0.2	-
13:10	-0.3	11.5	13:10	15.3	1.0	-
13:11	0.0	10.7	13:11	15.0	2.3	-
13:12	-1.5	9.6	13:12	14.8	3.4	-
13:13	-1.3	8.7	13:13	16.5	4.6	-
13:14	0.0	7.9	13:14	17.0	5.9	-
13:15	0.0	6.7	13:15	20.8	7.4	-
13:16	-0.8	5.7	13:16	15.0	8.6	-
13:17	-2.0	4.6	13:17	16.3	9.7	-
13:18	-0.8	3.2	13:18	17.5	11.0	-
13:19	1.5	2.3	13:19	18.8	12.4	-
13:20	-1.3	1.2	13:20	16.0	13.6	-
13:21	1.0	0.4	13:21	19.8	15.1	-
13:22	0.0	-0.5	13:22	41.8	18.1	-
13:23	-1.3	-0.5	13:23	43.3	20.1	-
13:24	-1.8	-0.6	13:24	38.3	21.7	-
13:25	-0.8	-0.6	13:25	19.8	22.0	-
13:26	-1.3	-0.7	13:26	18.0	22.2	-
13:27	-2.8	-0.8	13:27	12.3	22.1	-
13:28	24.5	1.0	13:28	-3.3	20.7	-
13:29	16.3	2.1	13:29	-1.5	19.5	-
13:30	12.0	2.9	13:30	-1.8	18.0	-
13:31	13.0	3.8	13:31	-0.8	17.0	-
13:32	12.8	4.8	13:32	-1.0	15.8	-
13:33	14.0	5.7	13:33	-1.0	14.6	-
13:34	16.8	6.8	13:34	-1.0	13.3	-
13:35	14.8	7.8	13:35	-0.3	12.2	-
13:36	14.8	8.7	13:36	0.0	10.9	-
13:37	12.8	9.6	13:37	-1.3	8.0	-
13:38	13.8	10.6	13:38	-1.5	5.0	-
13:39	15.5	11.7	13:39	-0.5	2.4	-
13:40	14.5	12.8	13:40	-0.3	1.1	-
13:41	14.0	13.8	13:41	0.8	-0.1	-
13:42	15.8	15.0	13:42	0.0	-0.9	-
13:43	15.3	14.4	13:43	0.5	-0.6	-
13:44	14.5	14.3	13:44	0.0	-0.5	-
13:45	14.0	14.4	13:45	-1.0	-0.5	-
13:46	16.0	14.6	13:46	-0.5	-0.5	-
13:47	15.3	14.8	13:47	-0.8	-0.5	-
13:48	17.5	15.0	13:48	-1.5	-0.5	-

Grand Union Bowling Alley Site
BCP #360222
150 Westchester Avenue, Port Chester
October 3, 2024

PARTICULATE DATA						
Upwind			Downwind			Exceeds Particulate Alarm Limit
Time	Concentration (ug/m^3)	15-Min Avg Concentration (ug/m^3)	Time	Concentration (ug/m^3)	15-Min Avg Concentration (ug/m^3)	
13:49	15.5	14.9	13:49	1.5	-0.3	-
13:50	21.8	15.4	13:50	-0.3	-0.3	-
13:51	19.3	15.7	13:51	-2.3	-0.5	-
13:52	28.5	16.7	13:52	-1.3	-0.5	-
13:53	15.5	16.9	13:53	2.0	-0.2	-
13:54	13.5	16.7	13:54	-1.5	-0.3	-
13:55	25.3	17.4	13:55	-0.3	-0.3	-
13:56	44.3	19.5	13:56	-0.5	-0.4	-
13:57	16.0	19.5	13:57	-0.5	-0.4	-
13:58	19.3	19.7	13:58	0.0	-0.5	-
13:59	18.5	20.0	13:59	-0.3	-0.5	-
14:00	15.5	20.1	14:00	-0.3	-0.4	-
14:01	18.3	20.3	14:01	-0.8	-0.4	-
14:02	16.0	20.3	14:02	1.3	-0.3	-
14:03	17.0	20.3	14:03	0.0	-0.2	-
14:04	14.3	20.2	14:04	0.0	-0.3	-
14:05	15.5	19.8	14:05	0.0	-0.3	-
14:06	15.8	19.5	14:06	-0.3	-0.2	-
14:07	17.5	18.8	14:07	2.3	0.1	-
14:08	14.5	18.7	14:08	0.0	-0.1	-
14:09	16.5	18.9	14:09	-0.3	0.0	-
14:10	17.8	18.4	14:10	-1.5	-0.1	-
14:11	32.5	17.7	14:11	-0.8	-0.1	-
14:12	17.8	17.8	14:12	-1.3	-0.1	-
14:13	15.5	17.5	14:13	-0.8	-0.2	-
14:14	18.3	17.5	14:14	1.0	-0.1	-
14:15	28.3	18.4	14:15	-0.3	-0.1	-
14:16	15.8	18.2	14:16	0.8	0.0	-
14:17	15.3	18.1	14:17	2.8	0.1	-
14:18	15.0	18.0	14:18	-0.3	0.1	-
14:19	15.8	18.1	14:19	-0.3	0.1	-
14:20	13.8	18.0	14:20	-0.3	0.1	-
14:21	16.5	18.0	14:21	0.5	0.1	-
14:22	15.8	17.9	14:22	-0.5	-0.1	-
14:23	16.3	18.0	14:23	-1.0	-0.1	-
14:24	16.5	18.0	14:24	-0.3	-0.1	-
14:25	15.0	17.9	14:25	-0.5	-0.1	-
14:26	16.8	16.8	14:26	2.8	0.2	-
14:27	15.3	16.6	14:27	0.3	0.3	-
14:28	14.3	16.6	14:28	0.0	0.3	-
14:29	17.3	16.5	14:29	0.0	0.3	-
14:30	25.3	16.3	14:30	-0.3	0.3	-
14:31	15.8	16.3	14:31	-0.8	0.2	-
14:32	15.3	16.3	14:32	0.0	0.0	-
14:33	16.3	16.4	14:33	0.5	0.0	-
14:34	15.5	16.4	14:34	-0.3	0.0	-
14:35	15.8	16.5	14:35	0.0	0.0	-
14:36	19.5	16.7	14:36	0.3	0.0	-
14:37	17.0	16.8	14:37	0.0	0.1	-

Grand Union Bowling Alley Site
BCP #360222
150 Westchester Avenue, Port Chester
October 3, 2024

PARTICULATE DATA						
Upwind			Downwind			Exceeds Particulate Alarm Limit
Time	Concentration (ug/m^3)	15-Min Avg Concentration (ug/m^3)	Time	Concentration (ug/m^3)	15-Min Avg Concentration (ug/m^3)	
14:38	15.3	16.7	14:38	1.5	0.2	-
14:39	16.0	16.7	14:39	5.3	0.6	-
14:40	16.3	16.8	14:40	0.3	0.6	-
14:41	15.8	16.7	14:41	0.8	0.5	-
14:42	16.0	16.7	14:42	0.0	0.5	-
14:43	22.3	17.3	14:43	33.8	2.7	-
14:44	25.3	17.8	14:44	12.5	3.6	-
14:45	20.5	17.5	14:45	3.5	3.8	-
14:46	18.8	17.7	14:46	35.5	6.2	-
14:47	16.3	17.8	14:47	21.5	7.7	-
14:48	14.8	17.7	14:48	1.3	7.7	-
14:49	14.0	17.6	14:49	13.0	8.6	-
14:50	14.5	17.5	14:50	13.3	9.5	-
14:51	15.5	17.2	14:51	0.0	9.5	-
14:52	14.5	17.0	14:52	7.0	9.9	-
14:53	13.8	16.9	14:53	0.0	9.8	-
14:54	13.3	16.8	14:54	0.0	9.5	-
14:55	13.8	16.6	14:55	1.5	9.6	-
14:56	15.8	16.6	14:56	-0.3	9.5	-
14:57	23.5	17.1	14:57	0.0	9.5	-
14:58	15.0	16.6	14:58	0.8	7.3	-
14:59	15.8	16.0	14:59	2.0	6.6	-
15:00	15.0	15.6	15:00	0.8	6.4	-
15:01	16.3	15.4	15:01	0.0	4.1	-
15:02	15.3	15.4	15:02	0.3	2.6	-
15:03	16.8	15.5	15:03	1.8	2.7	-
15:04	16.0	15.6	15:04	-0.3	1.8	-
15:05	15.0	15.7	15:05	-0.3	0.9	-
15:06	15.5	15.7	15:06	-0.5	0.9	-
15:07	18.0	15.9	15:07	0.0	0.4	-
15:08	-0.8	14.9	15:08	14.8	1.4	-
15:09	-0.3	14.0	15:09	14.8	2.4	-
15:10	-0.8	13.1	15:10	14.8	3.2	-
15:11	0.5	12.1	15:11	14.0	4.2	-
15:12	-1.3	10.4	15:12	14.3	5.1	-
15:13	-0.3	9.4	15:13	13.8	6.0	-
15:14	0.0	8.3	15:14	15.0	6.9	-
15:15	0.0	7.3	15:15	14.5	7.8	-
15:16	-0.3	6.2	15:16	14.3	8.7	-
15:17	-0.5	5.2	15:17	14.0	9.7	-
15:18	-0.3	4.1	15:18	13.8	10.5	-
15:19	0.0	3.0	15:19	14.5	11.4	-
15:20	-0.8	1.9	15:20	13.8	12.4	-
15:21	0.0	0.9	15:21	13.8	13.3	-
15:22	-0.3	-0.3	15:22	14.8	14.3	-
15:23	-0.5	-0.3	15:23	13.0	14.2	-
15:24	0.3	-0.3	15:24	18.0	14.4	-
15:25	0.0	-0.2	15:25	17.0	14.6	-
15:26	2.3	-0.1	15:26	15.3	14.6	-

Grand Union Bowling Alley Site
BCP #360222
150 Westchester Avenue, Port Chester
October 3, 2024

PARTICULATE DATA						
Upwind			Downwind			Exceeds Particulate Alarm Limit
Time	Concentration (ug/m^3)	15-Min Avg Concentration (ug/m^3)	Time	Concentration (ug/m^3)	15-Min Avg Concentration (ug/m^3)	
15:27	0.0	0.0	15:27	14.3	14.6	-
15:28	-0.3	0.0	15:28	15.5	14.8	-

Grand Union Bowling Alley Site
BCP #360222
150 Westchester Avenue, Port Chester
October 3, 2024

Thursday, October 3, 2024						
Number of Instances Where Downwind VOCs Exceeds Upwind VOCs + 5 =						0
Number of Comparable Data Points =						421
Start Time:						8:13
End Time:						15:28
PID DATA						
Upwind			Downwind			
Time	Concentration (ppm)	15-Min Avg Concentration (ppm)	Time	Concentration (ppm)	15-Min Avg Concentration (ppm)	Exceeds VOC Alarm Limit
8:13	0.0	-	8:13	0.0	-	-
8:14	0.0	-	8:14	0.0	-	-
8:15	0.0	-	8:15	0.0	-	-
8:16	0.0	-	8:16	0.0	-	-
8:17	0.0	-	8:17	0.0	-	-
8:18	0.0	-	8:18	0.0	-	-
8:19	0.0	-	8:19	0.0	-	-
8:20	0.0	-	8:20	0.0	-	-
8:21	0.0	-	8:21	0.0	-	-
8:22	0.0	-	8:22	0.0	-	-
8:23	0.0	-	8:23	0.0	-	-
8:24	0.0	-	8:24	0.0	-	-
8:25	0.0	-	8:25	0.0	-	-
8:26	0.0	-	8:26	0.0	-	-
8:27	0.0	-	8:27	0.0	-	-
8:28	0.0	0.0	8:28	0.0	0.0	-
8:29	0.0	0.0	8:29	0.0	0.0	-
8:30	0.0	0.0	8:30	0.0	0.0	-
8:31	0.0	0.0	8:31	0.0	0.0	-
8:32	0.0	0.0	8:32	0.0	0.0	-
8:33	0.0	0.0	8:33	0.0	0.0	-
8:34	0.0	0.0	8:34	0.0	0.0	-
8:35	0.0	0.0	8:35	0.0	0.0	-
8:36	0.0	0.0	8:36	0.0	0.0	-
8:37	0.0	0.0	8:37	0.0	0.0	-
8:38	0.0	0.0	8:38	0.0	0.0	-
8:39	0.0	0.0	8:39	0.0	0.0	-
8:40	0.0	0.0	8:40	0.0	0.0	-
8:41	0.0	0.0	8:41	0.0	0.0	-
8:42	0.0	0.0	8:42	0.0	0.0	-
8:43	0.0	0.0	8:43	0.0	0.0	-
8:44	0.0	0.0	8:44	0.0	0.0	-
8:45	0.0	0.0	8:45	0.0	0.0	-
8:46	0.0	0.0	8:46	0.0	0.0	-
8:47	0.0	0.0	8:47	0.0	0.0	-
8:48	0.0	0.0	8:48	0.0	0.0	-
8:49	0.0	0.0	8:49	0.0	0.0	-
8:50	0.0	0.0	8:50	0.0	0.0	-
8:51	0.0	0.0	8:51	0.0	0.0	-
8:52	0.0	0.0	8:52	0.0	0.0	-
8:53	0.0	0.0	8:53	0.0	0.0	-
8:54	0.0	0.0	8:54	0.0	0.0	-
8:55	0.0	0.0	8:55	0.0	0.0	-

Grand Union Bowling Alley Site
BCP #360222
150 Westchester Avenue, Port Chester
October 3, 2024

PID DATA						
Upwind			Downwind			
Time	Concentration (ppm)	15-Min Avg Concentration (ppm)	Time	Concentration (ppm)	15-Min Avg Concentration (ppm)	Exceeds VOC Alarm Limit
8:56	0.0	0.0	8:56	0.0	0.0	-
8:57	0.0	0.0	8:57	0.0	0.0	-
8:58	0.0	0.0	8:58	0.0	0.0	-
8:59	0.0	0.0	8:59	0.0	0.0	-
9:00	0.0	0.0	9:00	0.0	0.0	-
9:01	0.0	0.0	9:01	0.0	0.0	-
9:02	0.0	0.0	9:02	0.0	0.0	-
9:03	0.0	0.0	9:03	0.0	0.0	-
9:04	0.0	0.0	9:04	0.0	0.0	-
9:05	0.0	0.0	9:05	0.0	0.0	-
9:06	0.0	0.0	9:06	0.0	0.0	-
9:07	0.0	0.0	9:07	0.0	0.0	-
9:08	0.0	0.0	9:08	0.0	0.0	-
9:09	0.0	0.0	9:09	0.0	0.0	-
9:10	0.0	0.0	9:10	0.0	0.0	-
9:11	0.0	0.0	9:11	0.0	0.0	-
9:12	0.0	0.0	9:12	0.0	0.0	-
9:13	0.0	0.0	9:13	0.0	0.0	-
9:14	0.0	0.0	9:14	0.0	0.0	-
9:15	0.0	0.0	9:15	0.0	0.0	-
9:16	0.0	0.0	9:16	0.0	0.0	-
9:17	0.0	0.0	9:17	0.0	0.0	-
9:18	0.0	0.0	9:18	0.0	0.0	-
9:19	0.0	0.0	9:19	0.0	0.0	-
9:20	0.0	0.0	9:20	0.0	0.0	-
9:21	0.0	0.0	9:21	0.0	0.0	-
9:22	0.0	0.0	9:22	0.0	0.0	-
9:23	0.0	0.0	9:23	0.0	0.0	-
9:24	0.0	0.0	9:24	0.0	0.0	-
9:25	0.0	0.0	9:25	0.0	0.0	-
9:26	0.0	0.0	9:26	0.0	0.0	-
9:27	0.0	0.0	9:27	0.0	0.0	-
9:28	0.0	0.0	9:28	0.0	0.0	-
9:29	0.0	0.0	9:29	0.0	0.0	-
9:30	0.0	0.0	9:30	0.0	0.0	-
9:31	0.0	0.0	9:31	0.0	0.0	-
9:32	0.0	0.0	9:32	0.0	0.0	-
9:33	0.0	0.0	9:33	0.0	0.0	-
9:34	0.0	0.0	9:34	0.0	0.0	-
9:35	0.0	0.0	9:35	0.0	0.0	-
9:36	0.0	0.0	9:36	0.0	0.0	-
9:37	0.0	0.0	9:37	0.0	0.0	-
9:38	0.0	0.0	9:38	0.0	0.0	-
9:39	0.0	0.0	9:39	0.0	0.0	-
9:40	0.0	0.0	9:40	0.0	0.0	-
9:41	0.0	0.0	9:41	0.0	0.0	-
9:42	0.0	0.0	9:42	0.0	0.0	-
9:43	0.0	0.0	9:43	0.0	0.0	-

Grand Union Bowling Alley Site
BCP #360222
150 Westchester Avenue, Port Chester
October 3, 2024

PID DATA						
Upwind			Downwind			
Time	Concentration (ppm)	15-Min Avg Concentration (ppm)	Time	Concentration (ppm)	15-Min Avg Concentration (ppm)	Exceeds VOC Alarm Limit
9:44	0.0	0.0	9:44	0.0	0.0	-
9:45	0.0	0.0	9:45	0.0	0.0	-
9:46	0.0	0.0	9:46	0.0	0.0	-
9:47	0.0	0.0	9:47	0.0	0.0	-
9:48	0.0	0.0	9:48	0.0	0.0	-
9:49	0.0	0.0	9:49	0.0	0.0	-
9:50	0.0	0.0	9:50	0.0	0.0	-
9:51	0.0	0.0	9:51	0.0	0.0	-
9:52	0.0	0.0	9:52	0.0	0.0	-
9:53	0.0	0.0	9:53	0.0	0.0	-
9:54	0.0	0.0	9:54	0.0	0.0	-
9:55	0.0	0.0	9:55	0.0	0.0	-
9:56	0.0	0.0	9:56	0.0	0.0	-
9:57	0.0	0.0	9:57	0.0	0.0	-
9:58	0.0	0.0	9:58	0.0	0.0	-
9:59	0.0	0.0	9:59	0.0	0.0	-
10:00	0.0	0.0	10:00	0.0	0.0	-
10:01	0.0	0.0	10:01	0.0	0.0	-
10:02	0.0	0.0	10:02	0.0	0.0	-
10:03	0.0	0.0	10:03	0.0	0.0	-
10:04	0.0	0.0	10:04	0.0	0.0	-
10:05	0.0	0.0	10:05	0.0	0.0	-
10:06	0.0	0.0	10:06	0.0	0.0	-
10:07	0.0	0.0	10:07	0.0	0.0	-
10:08	0.0	0.0	10:08	0.0	0.0	-
10:09	0.0	0.0	10:09	0.0	0.0	-
10:10	0.0	0.0	10:10	0.0	0.0	-
10:11	0.0	0.0	10:11	0.0	0.0	-
10:12	0.0	0.0	10:12	0.0	0.0	-
10:13	0.0	0.0	10:13	0.0	0.0	-
10:14	0.0	0.0	10:14	0.0	0.0	-
10:15	0.0	0.0	10:15	0.0	0.0	-
10:16	0.0	0.0	10:16	0.0	0.0	-
10:17	0.0	0.0	10:17	0.0	0.0	-
10:18	0.0	0.0	10:18	0.0	0.0	-
10:19	0.0	0.0	10:19	0.0	0.0	-
10:20	0.0	0.0	10:20	0.0	0.0	-
10:21	0.0	0.0	10:21	0.0	0.0	-
10:22	0.0	0.0	10:22	0.0	0.0	-
10:23	0.0	0.0	10:23	0.0	0.0	-
10:24	0.0	0.0	10:24	0.0	0.0	-
10:25	0.0	0.0	10:25	0.0	0.0	-
10:26	0.0	0.0	10:26	0.0	0.0	-
10:27	0.0	0.0	10:27	0.0	0.0	-
10:28	0.0	0.0	10:28	0.0	0.0	-
10:29	0.0	0.0	10:29	0.0	0.0	-
10:30	0.0	0.0	10:30	0.0	0.0	-
10:31	0.0	0.0	10:31	0.0	0.0	-

Grand Union Bowling Alley Site
BCP #360222
150 Westchester Avenue, Port Chester
October 3, 2024

PID DATA						
Upwind			Downwind			
Time	Concentration (ppm)	15-Min Avg Concentration (ppm)	Time	Concentration (ppm)	15-Min Avg Concentration (ppm)	Exceeds VOC Alarm Limit
10:32	0.0	0.0	10:32	0.0	0.0	-
10:33	0.0	0.0	10:33	0.0	0.0	-
10:34	0.0	0.0	10:34	0.0	0.0	-
10:35	0.0	0.0	10:35	0.0	0.0	-
10:36	0.0	0.0	10:36	0.0	0.0	-
10:37	0.0	0.0	10:37	0.0	0.0	-
10:38	0.0	0.0	10:38	0.0	0.0	-
10:39	0.0	0.0	10:39	0.0	0.0	-
10:40	0.0	0.0	10:40	0.0	0.0	-
10:41	0.0	0.0	10:41	0.0	0.0	-
10:42	0.0	0.0	10:42	0.0	0.0	-
10:43	0.0	0.0	10:43	0.0	0.0	-
10:44	0.0	0.0	10:44	0.0	0.0	-
10:45	0.0	0.0	10:45	0.0	0.0	-
10:46	0.0	0.0	10:46	0.0	0.0	-
10:47	0.0	0.0	10:47	0.0	0.0	-
10:48	0.0	0.0	10:48	0.0	0.0	-
10:49	0.0	0.0	10:49	0.0	0.0	-
10:50	0.0	0.0	10:50	0.0	0.0	-
10:51	0.0	0.0	10:51	0.0	0.0	-
10:52	0.0	0.0	10:52	0.0	0.0	-
10:53	0.0	0.0	10:53	0.0	0.0	-
10:54	0.0	0.0	10:54	0.0	0.0	-
10:55	0.0	0.0	10:55	0.0	0.0	-
10:56	0.0	0.0	10:56	0.0	0.0	-
10:57	0.0	0.0	10:57	0.0	0.0	-
10:58	0.0	0.0	10:58	0.0	0.0	-
10:59	0.0	0.0	10:59	0.0	0.0	-
11:00	0.0	0.0	11:00	0.0	0.0	-
11:01	0.0	0.0	11:01	0.0	0.0	-
11:02	0.0	0.0	11:02	0.0	0.0	-
11:03	0.0	0.0	11:03	0.0	0.0	-
11:04	0.0	0.0	11:04	0.0	0.0	-
11:05	0.0	0.0	11:05	0.0	0.0	-
11:06	0.0	0.0	11:06	0.0	0.0	-
11:07	0.0	0.0	11:07	0.0	0.0	-
11:08	0.0	0.0	11:08	0.0	0.0	-
11:09	0.0	0.0	11:09	0.0	0.0	-
11:10	0.0	0.0	11:10	0.0	0.0	-
11:11	0.0	0.0	11:11	0.0	0.0	-
11:12	0.0	0.0	11:12	0.0	0.0	-
11:13	0.0	0.0	11:13	0.0	0.0	-
11:14	0.0	0.0	11:14	0.0	0.0	-
11:15	0.0	0.0	11:15	0.0	0.0	-
11:16	0.0	0.0	11:16	0.0	0.0	-
11:17	0.0	0.0	11:17	0.0	0.0	-
11:18	0.0	0.0	11:18	0.0	0.0	-
11:19	0.0	0.0	11:19	0.0	0.0	-

Grand Union Bowling Alley Site
BCP #360222
150 Westchester Avenue, Port Chester
October 3, 2024

PID DATA						
Upwind			Downwind			
Time	Concentration (ppm)	15-Min Avg Concentration (ppm)	Time	Concentration (ppm)	15-Min Avg Concentration (ppm)	Exceeds VOC Alarm Limit
11:20	0.0	0.0	11:20	0.0	0.0	-
11:21	0.0	0.0	11:21	0.0	0.0	-
11:22	0.0	0.0	11:22	0.0	0.0	-
11:23	0.0	0.0	11:23	0.0	0.0	-
11:24	0.0	0.0	11:24	0.0	0.0	-
11:25	0.0	0.0	11:25	0.0	0.0	-
11:26	0.0	0.0	11:26	0.0	0.0	-
11:27	0.0	0.0	11:27	0.0	0.0	-
11:28	0.0	0.0	11:28	0.0	0.0	-
11:29	0.0	0.0	11:29	0.0	0.0	-
11:30	0.0	0.0	11:30	0.0	0.0	-
11:31	0.0	0.0	11:31	0.0	0.0	-
11:32	0.0	0.0	11:32	0.0	0.0	-
11:33	0.0	0.0	11:33	0.0	0.0	-
11:34	0.0	0.0	11:34	0.0	0.0	-
11:35	0.0	0.0	11:35	0.0	0.0	-
11:36	0.0	0.0	11:36	0.0	0.0	-
11:37	0.0	0.0	11:37	0.0	0.0	-
11:38	0.0	0.0	11:38	0.0	0.0	-
11:39	0.0	0.0	11:39	0.0	0.0	-
11:40	0.0	0.0	11:40	0.0	0.0	-
11:41	0.0	0.0	11:41	0.0	0.0	-
11:42	0.0	0.0	11:42	0.0	0.0	-
11:43	0.0	0.0	11:43	0.0	0.0	-
11:44	0.0	0.0	11:44	0.0	0.0	-
11:45	0.0	0.0	11:45	0.0	0.0	-
11:46	0.0	0.0	11:46	0.0	0.0	-
11:47	0.0	0.0	11:47	0.0	0.0	-
11:48	0.0	0.0	11:48	0.0	0.0	-
11:49	0.0	0.0	11:49	0.0	0.0	-
11:50	0.0	0.0	11:50	0.0	0.0	-
11:51	0.0	0.0	11:51	0.0	0.0	-
11:52	0.0	0.0	11:52	0.0	0.0	-
11:53	0.0	0.0	11:53	0.0	0.0	-
11:54	0.0	0.0	11:54	0.0	0.0	-
11:55	0.0	0.0	11:55	0.0	0.0	-
11:56	0.0	0.0	11:56	0.0	0.0	-
11:57	0.0	0.0	11:57	0.0	0.0	-
11:58	0.0	0.0	11:58	0.0	0.0	-
11:59	0.0	0.0	11:59	0.0	0.0	-
12:00	0.0	0.0	12:00	0.0	0.0	-
12:01	0.0	0.0	12:01	0.0	0.0	-
12:02	0.0	0.0	12:02	0.0	0.0	-
12:03	0.0	0.0	12:03	0.0	0.0	-
12:04	0.0	0.0	12:04	0.0	0.0	-
12:05	0.0	0.0	12:05	0.0	0.0	-
12:06	0.0	0.0	12:06	0.0	0.0	-
12:07	0.0	0.0	12:07	0.0	0.0	-

Grand Union Bowling Alley Site
BCP #360222
150 Westchester Avenue, Port Chester
October 3, 2024

PID DATA						
Upwind			Downwind			
Time	Concentration (ppm)	15-Min Avg Concentration (ppm)	Time	Concentration (ppm)	15-Min Avg Concentration (ppm)	Exceeds VOC Alarm Limit
12:08	0.0	0.0	12:08	0.0	0.0	-
12:09	0.0	0.0	12:09	0.0	0.0	-
12:10	0.0	0.0	12:10	0.0	0.0	-
12:11	0.0	0.0	12:11	0.0	0.0	-
12:12	0.0	0.0	12:12	0.0	0.0	-
12:13	0.0	0.0	12:13	0.0	0.0	-
12:14	0.0	0.0	12:14	0.0	0.0	-
12:15	0.0	0.0	12:15	0.0	0.0	-
12:16	0.0	0.0	12:16	0.0	0.0	-
12:17	0.0	0.0	12:17	0.0	0.0	-
12:18	0.0	0.0	12:18	0.0	0.0	-
12:19	0.0	0.0	12:19	0.0	0.0	-
12:20	0.0	0.0	12:20	0.0	0.0	-
12:21	0.0	0.0	12:21	0.0	0.0	-
12:22	0.0	0.0	12:22	0.0	0.0	-
12:23	0.0	0.0	12:23	0.0	0.0	-
12:24	0.0	0.0	12:24	0.0	0.0	-
12:25	0.0	0.0	12:25	0.0	0.0	-
12:26	0.0	0.0	12:26	0.0	0.0	-
12:27	0.0	0.0	12:27	0.0	0.0	-
12:28	0.0	0.0	12:28	0.0	0.0	-
12:29	0.0	0.0	12:29	0.0	0.0	-
12:30	0.0	0.0	12:30	0.0	0.0	-
12:31	0.0	0.0	12:31	0.0	0.0	-
12:32	0.0	0.0	12:32	0.0	0.0	-
12:33	0.0	0.0	12:33	0.0	0.0	-
12:34	0.0	0.0	12:34	0.0	0.0	-
12:35	0.0	0.0	12:35	0.0	0.0	-
12:36	0.0	0.0	12:36	0.0	0.0	-
12:37	0.0	0.0	12:37	0.0	0.0	-
12:38	0.0	0.0	12:38	0.0	0.0	-
12:39	0.0	0.0	12:39	0.0	0.0	-
12:40	0.0	0.0	12:40	0.0	0.0	-
12:41	0.0	0.0	12:41	0.0	0.0	-
12:42	0.0	0.0	12:42	0.0	0.0	-
12:43	0.0	0.0	12:43	0.0	0.0	-
12:44	0.0	0.0	12:44	0.0	0.0	-
12:45	0.0	0.0	12:45	0.0	0.0	-
12:46	0.0	0.0	12:46	0.0	0.0	-
12:47	0.0	0.0	12:47	0.0	0.0	-
12:48	0.0	0.0	12:48	0.0	0.0	-
12:49	0.0	0.0	12:49	0.0	0.0	-
12:50	0.0	0.0	12:50	0.0	0.0	-
12:51	0.0	0.0	12:51	0.0	0.0	-
12:52	0.0	0.0	12:52	0.0	0.0	-
12:53	0.0	0.0	12:53	0.0	0.0	-
12:54	0.0	0.0	12:54	0.0	0.0	-
12:55	0.0	0.0	12:55	0.0	0.0	-

Grand Union Bowling Alley Site
BCP #360222
150 Westchester Avenue, Port Chester
October 3, 2024

PID DATA						
Upwind			Downwind			
Time	Concentration (ppm)	15-Min Avg Concentration (ppm)	Time	Concentration (ppm)	15-Min Avg Concentration (ppm)	Exceeds VOC Alarm Limit
12:56	0.0	0.0	12:56	0.0	0.0	-
12:57	0.0	0.0	12:57	0.0	0.0	-
12:58	0.0	0.0	12:58	0.0	0.0	-
12:59	0.0	0.0	12:59	0.0	0.0	-
13:00	0.0	0.0	13:00	0.0	0.0	-
13:01	0.0	0.0	13:01	0.0	0.0	-
13:02	0.0	0.0	13:02	0.0	0.0	-
13:03	0.0	0.0	13:03	0.0	0.0	-
13:04	0.0	0.0	13:04	0.0	0.0	-
13:05	0.0	0.0	13:05	0.0	0.0	-
13:06	0.0	0.0	13:06	0.0	0.0	-
13:07	0.0	0.0	13:07	0.0	0.0	-
13:08	0.0	0.0	13:08	0.0	0.0	-
13:09	0.0	0.0	13:09	0.0	0.0	-
13:10	0.0	0.0	13:10	0.0	0.0	-
13:11	0.0	0.0	13:11	0.0	0.0	-
13:12	0.0	0.0	13:12	0.0	0.0	-
13:13	0.0	0.0	13:13	0.0	0.0	-
13:14	0.0	0.0	13:14	0.0	0.0	-
13:15	0.0	0.0	13:15	0.0	0.0	-
13:16	0.0	0.0	13:16	0.0	0.0	-
13:17	0.0	0.0	13:17	0.0	0.0	-
13:18	0.0	0.0	13:18	0.0	0.0	-
13:19	0.0	0.0	13:19	0.0	0.0	-
13:20	0.0	0.0	13:20	0.0	0.0	-
13:21	0.0	0.0	13:21	0.0	0.0	-
13:22	0.0	0.0	13:22	0.0	0.0	-
13:23	0.0	0.0	13:23	0.0	0.0	-
13:24	0.0	0.0	13:24	0.0	0.0	-
13:25	0.0	0.0	13:25	0.0	0.0	-
13:26	0.0	0.0	13:26	0.0	0.0	-
13:27	0.0	0.0	13:27	0.0	0.0	-
13:28	0.0	0.0	13:28	0.0	0.0	-
13:29	0.0	0.0	13:29	0.0	0.0	-
13:30	0.0	0.0	13:30	0.0	0.0	-
13:31	0.0	0.0	13:31	0.0	0.0	-
13:32	0.0	0.0	13:32	0.0	0.0	-
13:33	0.0	0.0	13:33	0.0	0.0	-
13:34	0.0	0.0	13:34	0.0	0.0	-
13:35	0.0	0.0	13:35	0.0	0.0	-
13:36	0.0	0.0	13:36	0.0	0.0	-
13:37	0.0	0.0	13:37	0.0	0.0	-
13:38	0.0	0.0	13:38	0.0	0.0	-
13:39	0.0	0.0	13:39	0.0	0.0	-
13:40	0.0	0.0	13:40	0.0	0.0	-
13:41	0.0	0.0	13:41	0.0	0.0	-
13:42	0.0	0.0	13:42	0.0	0.0	-
13:43	0.0	0.0	13:43	0.0	0.0	-

Grand Union Bowling Alley Site
BCP #360222
150 Westchester Avenue, Port Chester
October 3, 2024

PID DATA						
Upwind			Downwind			
Time	Concentration (ppm)	15-Min Avg Concentration (ppm)	Time	Concentration (ppm)	15-Min Avg Concentration (ppm)	Exceeds VOC Alarm Limit
13:44	0.0	0.0	13:44	0.0	0.0	-
13:45	0.0	0.0	13:45	0.0	0.0	-
13:46	0.0	0.0	13:46	0.0	0.0	-
13:47	0.0	0.0	13:47	0.0	0.0	-
13:48	0.0	0.0	13:48	0.0	0.0	-
13:49	0.0	0.0	13:49	0.0	0.0	-
13:50	0.0	0.0	13:50	0.0	0.0	-
13:51	0.0	0.0	13:51	0.0	0.0	-
13:52	0.0	0.0	13:52	0.0	0.0	-
13:53	0.0	0.0	13:53	0.0	0.0	-
13:54	0.0	0.0	13:54	0.0	0.0	-
13:55	0.0	0.0	13:55	0.0	0.0	-
13:56	0.0	0.0	13:56	0.0	0.0	-
13:57	0.0	0.0	13:57	0.0	0.0	-
13:58	0.0	0.0	13:58	0.0	0.0	-
13:59	0.0	0.0	13:59	0.0	0.0	-
14:00	0.0	0.0	14:00	0.0	0.0	-
14:01	0.0	0.0	14:01	0.0	0.0	-
14:02	0.0	0.0	14:02	0.0	0.0	-
14:03	0.0	0.0	14:03	0.0	0.0	-
14:04	0.0	0.0	14:04	0.0	0.0	-
14:05	0.0	0.0	14:05	0.0	0.0	-
14:06	0.0	0.0	14:06	0.0	0.0	-
14:07	0.0	0.0	14:07	0.0	0.0	-
14:08	0.0	0.0	14:08	0.0	0.0	-
14:09	0.0	0.0	14:09	0.0	0.0	-
14:10	0.0	0.0	14:10	0.0	0.0	-
14:11	0.0	0.0	14:11	0.0	0.0	-
14:12	0.0	0.0	14:12	0.0	0.0	-
14:13	0.0	0.0	14:13	0.0	0.0	-
14:14	0.0	0.0	14:14	0.0	0.0	-
14:15	0.0	0.0	14:15	0.0	0.0	-
14:16	0.0	0.0	14:16	0.0	0.0	-
14:17	0.0	0.0	14:17	0.0	0.0	-
14:18	0.0	0.0	14:18	0.0	0.0	-
14:19	0.0	0.0	14:19	0.0	0.0	-
14:20	0.0	0.0	14:20	0.0	0.0	-
14:21	0.0	0.0	14:21	0.0	0.0	-
14:22	0.0	0.0	14:22	0.0	0.0	-
14:23	0.0	0.0	14:23	0.0	0.0	-
14:24	0.0	0.0	14:24	0.0	0.0	-
14:25	0.0	0.0	14:25	0.0	0.0	-
14:26	0.0	0.0	14:26	0.0	0.0	-
14:27	0.0	0.0	14:27	0.0	0.0	-
14:28	0.0	0.0	14:28	0.0	0.0	-
14:29	0.0	0.0	14:29	0.0	0.0	-
14:30	0.0	0.0	14:30	0.0	0.0	-
14:31	0.0	0.0	14:31	0.0	0.0	-

Grand Union Bowling Alley Site
BCP #360222
150 Westchester Avenue, Port Chester
October 3, 2024

PID DATA						
Upwind			Downwind			
Time	Concentration (ppm)	15-Min Avg Concentration (ppm)	Time	Concentration (ppm)	15-Min Avg Concentration (ppm)	Exceeds VOC Alarm Limit
14:32	0.0	0.0	14:32	0.0	0.0	-
14:33	0.0	0.0	14:33	0.0	0.0	-
14:34	0.0	0.0	14:34	0.0	0.0	-
14:35	0.0	0.0	14:35	0.0	0.0	-
14:36	0.0	0.0	14:36	0.0	0.0	-
14:37	0.0	0.0	14:37	0.0	0.0	-
14:38	0.0	0.0	14:38	0.0	0.0	-
14:39	0.0	0.0	14:39	0.0	0.0	-
14:40	0.0	0.0	14:40	0.0	0.0	-
14:41	0.0	0.0	14:41	0.0	0.0	-
14:42	0.0	0.0	14:42	0.0	0.0	-
14:43	0.0	0.0	14:43	0.0	0.0	-
14:44	0.0	0.0	14:44	0.0	0.0	-
14:45	0.0	0.0	14:45	0.0	0.0	-
14:46	0.0	0.0	14:46	0.0	0.0	-
14:47	0.0	0.0	14:47	0.0	0.0	-
14:48	0.0	0.0	14:48	0.0	0.0	-
14:49	0.0	0.0	14:49	0.0	0.0	-
14:50	0.0	0.0	14:50	0.0	0.0	-
14:51	0.0	0.0	14:51	0.0	0.0	-
14:52	0.0	0.0	14:52	0.0	0.0	-
14:53	0.0	0.0	14:53	0.0	0.0	-
14:54	0.0	0.0	14:54	0.0	0.0	-
14:55	0.0	0.0	14:55	0.0	0.0	-
14:56	0.0	0.0	14:56	0.0	0.0	-
14:57	0.0	0.0	14:57	0.0	0.0	-
14:58	0.0	0.0	14:58	0.0	0.0	-
14:59	0.0	0.0	14:59	0.0	0.0	-
15:00	0.0	0.0	15:00	0.0	0.0	-
15:01	0.0	0.0	15:01	0.0	0.0	-
15:02	0.0	0.0	15:02	0.0	0.0	-
15:03	0.0	0.0	15:03	0.0	0.0	-
15:04	0.0	0.0	15:04	0.0	0.0	-
15:05	0.0	0.0	15:05	0.0	0.0	-
15:06	0.0	0.0	15:06	0.0	0.0	-
15:07	0.0	0.0	15:07	0.0	0.0	-
15:08	0.0	0.0	15:08	0.0	0.0	-
15:09	0.0	0.0	15:09	0.0	0.0	-
15:10	0.0	0.0	15:10	0.0	0.0	-
15:11	0.0	0.0	15:11	0.0	0.0	-
15:12	0.0	0.0	15:12	0.0	0.0	-
15:13	0.0	0.0	15:13	0.0	0.0	-
15:14	0.0	0.0	15:14	0.0	0.0	-
15:15	0.0	0.0	15:15	0.0	0.0	-
15:16	0.0	0.0	15:16	0.0	0.0	-
15:17	0.0	0.0	15:17	0.0	0.0	-
15:18	0.0	0.0	15:18	0.0	0.0	-
15:19	0.0	0.0	15:19	0.0	0.0	-

Grand Union Bowling Alley Site
BCP #360222
150 Westchester Avenue, Port Chester
October 3, 2024

PID DATA						
Upwind			Downwind			
Time	Concentration (ppm)	15-Min Avg Concentration (ppm)	Time	Concentration (ppm)	15-Min Avg Concentration (ppm)	Exceeds VOC Alarm Limit
15:20	0.0	0.0	15:20	0.0	0.0	-
15:21	0.0	0.0	15:21	0.0	0.0	-
15:22	0.0	0.0	15:22	0.0	0.0	-
15:23	0.0	0.0	15:23	0.0	0.0	-
15:24	0.0	0.0	15:24	0.0	0.0	-
15:25	0.0	0.0	15:25	0.0	0.0	-
15:26	0.0	0.0	15:26	0.0	0.0	-
15:27	0.0	0.0	15:27	0.0	0.0	-
15:28	0.0	0.0	15:28	0.0	0.0	-

SESI CONSULTING ENGINEERS

959 US-46 Floor 3, Suite 300 - Parsippany-Troy Hills, NJ

DAILY AIR MONITORING REPORT
150 Westchester Avenue
Port Chester, New York

10/04/2024

Rev. No. 0	Page 1 of 2
Project Number: 11895A	
Dust Action Level	150 µg/m^3
VOC Action Level	5 ppm

Weather Data Range for Work Day		Wind Direction	SW, WSW	Relative Humidity (%)	84.0 - 92.0	Daily Rain Total (in)	0.00	Readings in the summary table and graphs below are the reported downwind concentrations.
Temperature (°F)	54.0 - 65.0	Wind Speed (MPH)	0.1 - 0.7	Barometer (inHg)	30.20 - 30.20	Avg. Dew Point Temp (°F)	55.8	

Station Location	Daily Avg. Dust Concentration (µg/m^3)	Max 15-Min Dust Concentration (µg/m^3)	Time of Max Dust Reading	Daily Avg. VOC Concentration (ppm)	Max 15-Min VOC Concentration (ppm)	Time of Max VOC Reading
Upwind	15.9	19.8	9:29	0.0	0.0	8:22
Downwind	1.8	4.9	8:23	0.0	0.0	8:23

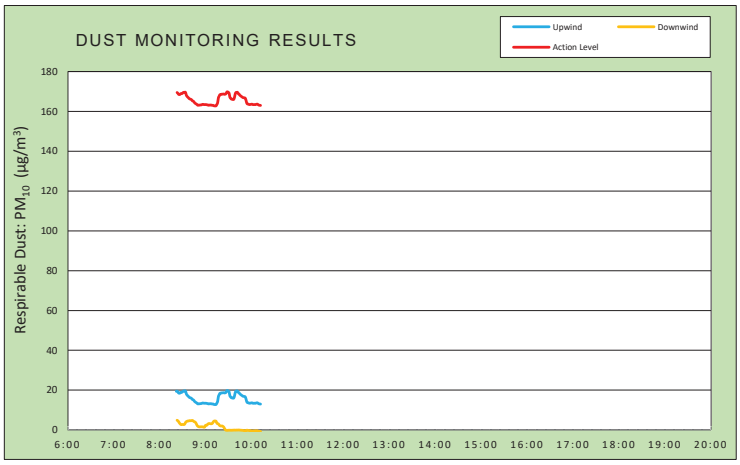

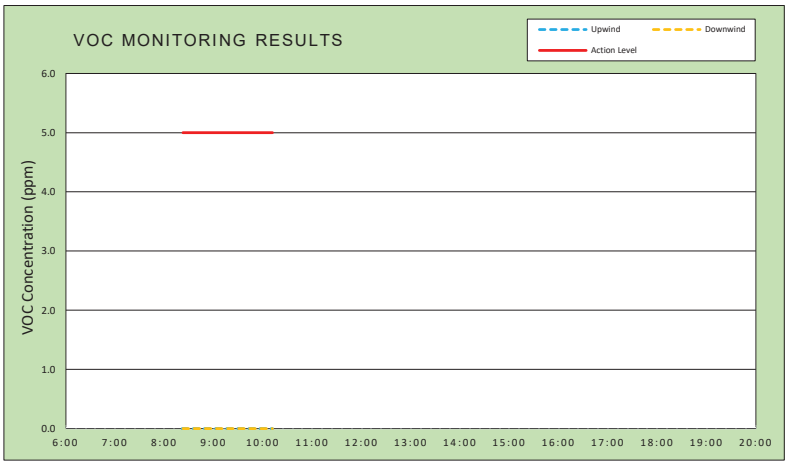

Air Monitoring Notes:

Weather Notes:

EMILCOTT
A Triumvirate Environmental Company

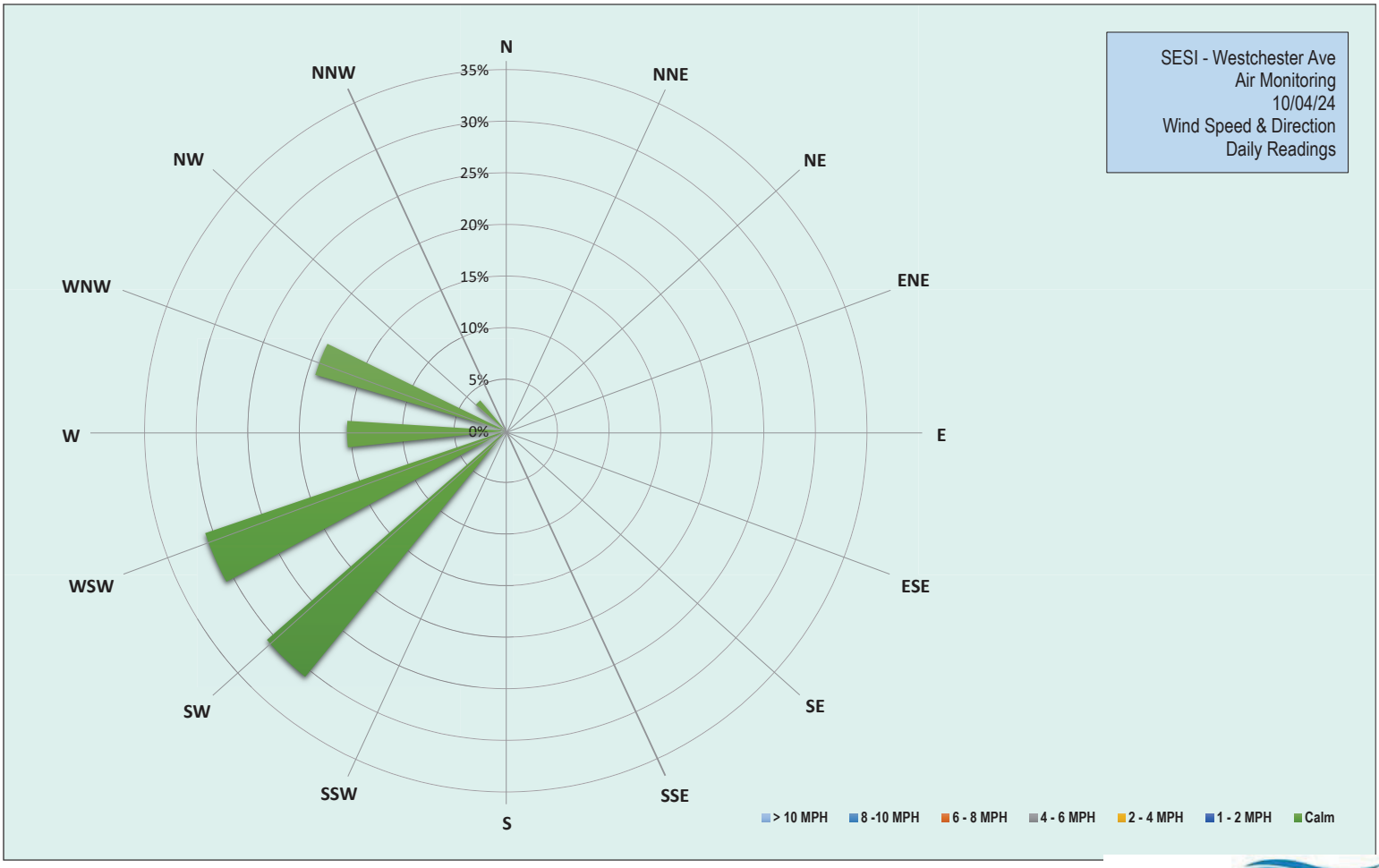

EMILCOTT
A Triumvirate Environmental Company

Grand Union Bowling Alley Site
BCP #360222
150 Westchester Avenue, Port Chester
October 4, 2024

Friday, October 4, 2024						
Number of Instances Where Downwind Particulates Exceeds Upwind Particulate + 150 =						0
Number of Comparable Data Points =						110
Start Time:						8:07
End Time:						10:12
PARTICULATE DATA						
Upwind			Downwind			Exceeds Particulate Alarm Limit
Time	Concentration (ug/m^3)	15-Min Avg Concentration (ug/m^3)	Time	Concentration (ug/m^3)	15-Min Avg Concentration (ug/m^3)	
8:07	16.8	-	8:07	-	-	-
8:08	17.4	-	8:08	5.8	-	-
8:09	24.6	-	8:09	5.0	-	-
8:10	23.4	-	8:10	8.3	-	-
8:11	17.2	-	8:11	11.0	-	-
8:12	14.8	-	8:12	8.0	-	-
8:13	15.8	-	8:13	6.3	-	-
8:14	16.0	-	8:14	5.8	-	-
8:15	15.8	-	8:15	4.8	-	-
8:16	14.8	-	8:16	4.8	-	-
8:17	17.2	-	8:17	5.5	-	-
8:18	17.2	-	8:18	6.3	-	-
8:19	17.2	-	8:19	2.3	-	-
8:20	38.8	-	8:20	1.5	-	-
8:21	22.6	-	8:21	1.5	-	-
8:22	18.4	19.4	8:22	0.8	-	-
8:23	18.4	19.5	8:23	1.8	4.9	-
8:24	18.8	19.1	8:24	0.8	4.6	-
8:25	15.6	18.6	8:25	1.5	4.2	-
8:26	15.4	18.5	8:26	1.8	3.5	-
8:27	16.6	18.6	8:27	1.3	3.1	-
8:28	21.8	19.0	8:28	1.3	2.8	-
8:29	15.0	18.9	8:29	4.8	2.7	-
8:30	18.6	19.1	8:30	6.0	2.8	-
8:31	20.4	19.5	8:31	4.3	2.7	-
8:32	18.8	19.6	8:32	5.3	2.7	-
8:33	17.0	19.6	8:33	10.3	3.0	-
8:34	18.2	19.6	8:34	13.0	3.7	-
8:35	17.8	18.2	8:35	8.3	4.2	-
8:36	12.8	17.6	8:36	4.3	4.3	-
8:37	12.0	17.1	8:37	3.3	4.5	-
8:38	12.8	16.8	8:38	1.8	4.5	-
8:39	12.8	16.4	8:39	3.0	4.7	-
8:40	13.0	16.2	8:40	1.8	4.7	-
8:41	13.2	16.1	8:41	1.3	4.6	-
8:42	12.8	15.8	8:42	2.5	4.7	-
8:43	14.5	15.3	8:43	2.0	4.8	-
8:44	12.8	15.2	8:44	1.3	4.5	-
8:45	13.3	14.8	8:45	1.5	4.2	-
8:46	12.5	14.3	8:46	1.8	4.1	-
8:47	14.3	14.0	8:47	1.3	3.8	-

Grand Union Bowling Alley Site
BCP #360222
150 Westchester Avenue, Port Chester
October 4, 2024

PARTICULATE DATA						
Upwind			Downwind			Exceeds Particulate Alarm Limit
Time	Concentration (ug/m^3)	15-Min Avg Concentration (ug/m^3)	Time	Concentration (ug/m^3)	15-Min Avg Concentration (ug/m^3)	
8:48	13.3	13.7	8:48	1.3	3.2	-
8:49	14.3	13.5	8:49	1.0	2.4	-
8:50	12.3	13.1	8:50	0.8	1.9	-
8:51	13.5	13.1	8:51	1.0	1.7	-
8:52	12.0	13.1	8:52	1.0	1.5	-
8:53	13.8	13.2	8:53	2.5	1.6	-
8:54	13.5	13.2	8:54	2.5	1.6	-
8:55	13.8	13.3	8:55	2.3	1.6	-
8:56	16.0	13.5	8:56	1.0	1.6	-
8:57	13.3	13.5	8:57	1.3	1.5	-
8:58	13.0	13.4	8:58	0.5	1.4	-
8:59	12.8	13.4	8:59	2.0	1.4	-
9:00	13.3	13.4	9:00	14.0	2.3	-
9:01	12.3	13.4	9:01	3.3	2.4	-
9:02	13.0	13.3	9:02	2.0	2.4	-
9:03	12.0	13.2	9:03	8.0	2.9	-
9:04	12.0	13.1	9:04	5.0	3.1	-
9:05	13.8	13.2	9:05	2.3	3.2	-
9:06	12.8	13.1	9:06	0.0	3.2	-
9:07	13.3	13.2	9:07	0.0	3.1	-
9:08	12.3	13.1	9:08	3.0	3.1	-
9:09	12.3	13.0	9:09	5.0	3.3	-
9:10	14.0	13.1	9:10	10.8	3.9	-
9:11	12.8	12.8	9:11	8.3	4.4	-
9:12	12.3	12.8	9:12	3.8	4.5	-
9:13	12.8	12.8	9:13	0.0	4.5	-
9:14	13.8	12.8	9:14	0.0	4.4	-
9:15	23.8	13.5	9:15	-0.3	3.4	-
9:16	25.3	14.4	9:16	-0.3	3.2	-
9:17	49.8	16.8	9:17	0.0	3.0	-
9:18	24.3	17.7	9:18	0.0	2.5	-
9:19	23.8	18.4	9:19	-0.3	2.2	-
9:20	13.3	18.4	9:20	0.0	2.0	-
9:21	16.0	18.6	9:21	-0.3	2.0	-
9:22	13.5	18.6	9:22	0.0	2.0	-
9:23	13.0	18.7	9:23	-0.5	1.8	-
9:24	12.8	18.7	9:24	-0.3	1.4	-
9:25	12.0	18.6	9:25	0.0	0.7	-
9:26	14.3	18.7	9:26	-0.5	0.1	-
9:27	15.8	18.9	9:27	0.0	-0.2	-
9:28	25.0	19.7	9:28	-0.5	-0.2	-
9:29	14.5	19.8	9:29	-0.3	-0.2	-
9:30	20.3	19.6	9:30	0.5	-0.2	-
9:31	18.3	19.1	9:31	0.0	-0.1	-
9:32	20.3	17.1	9:32	0.0	-0.1	-
9:33	16.5	16.6	9:33	-0.3	-0.2	-
9:34	17.0	16.2	9:34	-0.3	-0.2	-
9:35	13.3	16.2	9:35	0.0	-0.2	-

Grand Union Bowling Alley Site
BCP #360222
150 Westchester Avenue, Port Chester
October 4, 2024

PARTICULATE DATA						
Upwind			Downwind			Exceeds Particulate Alarm Limit
Time	Concentration (ug/m^3)	15-Min Avg Concentration (ug/m^3)	Time	Concentration (ug/m^3)	15-Min Avg Concentration (ug/m^3)	
9:36	13.3	16.0	9:36	0.5	-0.1	-
9:37	14.5	16.0	9:37	0.0	-0.1	-
9:38	28.5	17.1	9:38	0.0	-0.1	-
9:39	39.0	18.8	9:39	-0.8	-0.1	-
9:40	22.5	19.5	9:40	0.3	-0.1	-
9:41	14.3	19.5	9:41	0.0	-0.1	-
9:42	16.8	19.6	9:42	-0.3	-0.1	-
9:43	13.8	18.8	9:43	0.0	0.0	-
9:44	12.0	18.7	9:44	-0.3	0.0	-
9:45	12.0	18.1	9:45	-0.3	-0.1	-
9:46	13.8	17.8	9:46	-0.5	-0.1	-
9:47	15.5	17.5	9:47	-0.5	-0.2	-
9:48	12.5	17.2	9:48	-0.8	-0.2	-
9:49	12.8	17.0	9:49	-0.8	-0.2	-
9:50	12.3	16.9	9:50	-1.3	-0.3	-
9:51	11.8	16.8	9:51	-0.3	-0.4	-
9:52	12.5	16.7	9:52	0.0	-0.4	-
9:53	13.3	15.6	9:53	-0.8	-0.4	-
9:54	17.5	14.2	9:54	3.5	-0.1	-
9:55	15.3	13.7	9:55	-0.8	-0.2	-
9:56	13.8	13.7	9:56	-0.8	-0.2	-
9:57	13.5	13.5	9:57	-1.0	-0.3	-
9:58	13.3	13.4	9:58	-0.8	-0.3	-
9:59	13.0	13.5	9:59	-1.3	-0.4	-
10:00	13.3	13.6	10:00	-1.0	-0.5	-
10:01	14.0	13.6	10:01	-0.8	-0.5	-
10:02	12.8	13.4	10:02	-1.3	-0.5	-
10:03	12.3	13.4	10:03	-0.3	-0.5	-
10:04	13.3	13.4	10:04	-0.5	-0.5	-
10:05	11.5	13.4	10:05	0.0	-0.4	-
10:06	13.5	13.5	10:06	-0.8	-0.4	-
10:07	14.0	13.6	10:07	-0.3	-0.4	-
10:08	13.5	13.6	10:08	0.0	-0.4	-
10:09	13.3	13.3	10:09	-0.5	-0.7	-
10:10	12.3	13.1	10:10	-1.5	-0.7	-
10:11	12.8	13.1	10:11	-0.8	-0.7	-
10:12	12.5	13.0	10:12	-1.8	-0.8	-

Grand Union Bowling Alley Site
BCP #360222
150 Westchester Avenue, Port Chester
October 4, 2024

Friday, October 4, 2024						
Number of Instances Where Downwind VOCs Exceeds Upwind VOCs + 5 =						0
Number of Comparable Data Points =						110
Start Time:						8:07
End Time:						10:12
PID DATA						
Upwind			Downwind			
Time	Concentration (ppm)	15-Min Avg Concentration (ppm)	Time	Concentration (ppm)	15-Min Avg Concentration (ppm)	Exceeds VOC Alarm Limit
8:07	0.0	-	8:07	-	-	-
8:08	0.0	-	8:08	0.0	-	-
8:09	0.0	-	8:09	0.0	-	-
8:10	0.0	-	8:10	0.0	-	-
8:11	0.0	-	8:11	0.0	-	-
8:12	0.0	-	8:12	0.0	-	-
8:13	0.0	-	8:13	0.0	-	-
8:14	0.0	-	8:14	0.0	-	-
8:15	0.0	-	8:15	0.0	-	-
8:16	0.0	-	8:16	0.0	-	-
8:17	0.0	-	8:17	0.0	-	-
8:18	0.0	-	8:18	0.0	-	-
8:19	0.0	-	8:19	0.0	-	-
8:20	0.0	-	8:20	0.0	-	-
8:21	0.0	-	8:21	0.0	-	-
8:22	0.0	0.0	8:22	0.0	-	-
8:23	0.0	0.0	8:23	0.0	0.0	-
8:24	0.0	0.0	8:24	0.0	0.0	-
8:25	0.0	0.0	8:25	0.0	0.0	-
8:26	0.0	0.0	8:26	0.0	0.0	-
8:27	0.0	0.0	8:27	0.0	0.0	-
8:28	0.0	0.0	8:28	0.0	0.0	-
8:29	0.0	0.0	8:29	0.0	0.0	-
8:30	0.0	0.0	8:30	0.0	0.0	-
8:31	0.0	0.0	8:31	0.0	0.0	-
8:32	0.0	0.0	8:32	0.0	0.0	-
8:33	0.0	0.0	8:33	0.0	0.0	-
8:34	0.0	0.0	8:34	0.0	0.0	-
8:35	0.0	0.0	8:35	0.0	0.0	-
8:36	0.0	0.0	8:36	0.0	0.0	-
8:37	0.0	0.0	8:37	0.0	0.0	-
8:38	0.0	0.0	8:38	0.0	0.0	-
8:39	0.0	0.0	8:39	0.0	0.0	-
8:40	0.0	0.0	8:40	0.0	0.0	-
8:41	0.0	0.0	8:41	0.0	0.0	-
8:42	0.0	0.0	8:42	0.0	0.0	-
8:43	0.0	0.0	8:43	0.0	0.0	-
8:44	0.0	0.0	8:44	0.0	0.0	-
8:45	0.0	0.0	8:45	0.0	0.0	-
8:46	0.0	0.0	8:46	0.0	0.0	-
8:47	0.0	0.0	8:47	0.0	0.0	-
8:48	0.0	0.0	8:48	0.0	0.0	-

Grand Union Bowling Alley Site
BCP #360222
150 Westchester Avenue, Port Chester
October 4, 2024

PID DATA						
Upwind			Downwind			
Time	Concentration (ppm)	15-Min Avg Concentration (ppm)	Time	Concentration (ppm)	15-Min Avg Concentration (ppm)	Exceeds VOC Alarm Limit
8:49	0.0	0.0	8:49	0.0	0.0	-
8:50	0.0	0.0	8:50	0.0	0.0	-
8:51	0.0	0.0	8:51	0.0	0.0	-
8:52	0.0	0.0	8:52	0.0	0.0	-
8:53	0.0	0.0	8:53	0.0	0.0	-
8:54	0.0	0.0	8:54	0.0	0.0	-
8:55	0.0	0.0	8:55	0.0	0.0	-
8:56	0.0	0.0	8:56	0.0	0.0	-
8:57	0.0	0.0	8:57	0.0	0.0	-
8:58	0.0	0.0	8:58	0.0	0.0	-
8:59	0.0	0.0	8:59	0.0	0.0	-
9:00	0.0	0.0	9:00	0.0	0.0	-
9:01	0.0	0.0	9:01	0.0	0.0	-
9:02	0.0	0.0	9:02	0.0	0.0	-
9:03	0.0	0.0	9:03	0.0	0.0	-
9:04	0.0	0.0	9:04	0.0	0.0	-
9:05	0.0	0.0	9:05	0.0	0.0	-
9:06	0.0	0.0	9:06	0.0	0.0	-
9:07	0.0	0.0	9:07	0.0	0.0	-
9:08	0.0	0.0	9:08	0.0	0.0	-
9:09	0.0	0.0	9:09	0.0	0.0	-
9:10	0.0	0.0	9:10	0.0	0.0	-
9:11	0.0	0.0	9:11	0.0	0.0	-
9:12	0.0	0.0	9:12	0.0	0.0	-
9:13	0.0	0.0	9:13	0.0	0.0	-
9:14	0.0	0.0	9:14	0.0	0.0	-
9:15	0.0	0.0	9:15	0.0	0.0	-
9:16	0.0	0.0	9:16	0.0	0.0	-
9:17	0.0	0.0	9:17	0.0	0.0	-
9:18	0.0	0.0	9:18	0.0	0.0	-
9:19	0.0	0.0	9:19	0.0	0.0	-
9:20	0.0	0.0	9:20	0.0	0.0	-
9:21	0.0	0.0	9:21	0.0	0.0	-
9:22	0.0	0.0	9:22	0.0	0.0	-
9:23	0.0	0.0	9:23	0.0	0.0	-
9:24	0.0	0.0	9:24	0.0	0.0	-
9:25	0.0	0.0	9:25	0.0	0.0	-
9:26	0.0	0.0	9:26	0.0	0.0	-
9:27	0.0	0.0	9:27	0.0	0.0	-
9:28	0.0	0.0	9:28	0.0	0.0	-
9:29	0.0	0.0	9:29	0.0	0.0	-
9:30	0.0	0.0	9:30	0.0	0.0	-
9:31	0.0	0.0	9:31	0.0	0.0	-
9:32	0.0	0.0	9:32	0.0	0.0	-
9:33	0.0	0.0	9:33	0.0	0.0	-
9:34	0.0	0.0	9:34	0.0	0.0	-
9:35	0.0	0.0	9:35	0.0	0.0	-
9:36	0.0	0.0	9:36	0.0	0.0	-

Grand Union Bowling Alley Site
BCP #360222
150 Westchester Avenue, Port Chester
October 4, 2024

PID DATA						
Upwind			Downwind			
Time	Concentration (ppm)	15-Min Avg Concentration (ppm)	Time	Concentration (ppm)	15-Min Avg Concentration (ppm)	Exceeds VOC Alarm Limit
9:37	0.0	0.0	9:37	0.0	0.0	-
9:38	0.0	0.0	9:38	0.0	0.0	-
9:39	0.0	0.0	9:39	0.0	0.0	-
9:40	0.0	0.0	9:40	0.0	0.0	-
9:41	0.0	0.0	9:41	0.0	0.0	-
9:42	0.0	0.0	9:42	0.0	0.0	-
9:43	0.0	0.0	9:43	0.0	0.0	-
9:44	0.0	0.0	9:44	0.0	0.0	-
9:45	0.0	0.0	9:45	0.0	0.0	-
9:46	0.0	0.0	9:46	0.0	0.0	-
9:47	0.0	0.0	9:47	0.0	0.0	-
9:48	0.0	0.0	9:48	0.0	0.0	-
9:49	0.0	0.0	9:49	0.0	0.0	-
9:50	0.0	0.0	9:50	0.0	0.0	-
9:51	0.0	0.0	9:51	0.0	0.0	-
9:52	0.0	0.0	9:52	0.0	0.0	-
9:53	0.0	0.0	9:53	0.0	0.0	-
9:54	0.0	0.0	9:54	0.0	0.0	-
9:55	0.0	0.0	9:55	0.0	0.0	-
9:56	0.0	0.0	9:56	0.0	0.0	-
9:57	0.0	0.0	9:57	0.0	0.0	-
9:58	0.0	0.0	9:58	0.0	0.0	-
9:59	0.0	0.0	9:59	0.0	0.0	-
10:00	0.0	0.0	10:00	0.0	0.0	-
10:01	0.0	0.0	10:01	0.0	0.0	-
10:02	0.0	0.0	10:02	0.0	0.0	-
10:03	0.0	0.0	10:03	0.0	0.0	-
10:04	0.0	0.0	10:04	0.0	0.0	-
10:05	0.0	0.0	10:05	0.0	0.0	-
10:06	0.0	0.0	10:06	0.0	0.0	-
10:07	0.0	0.0	10:07	0.0	0.0	-
10:08	0.0	0.0	10:08	0.0	0.0	-
10:09	0.0	0.0	10:09	0.0	0.0	-
10:10	0.0	0.0	10:10	0.0	0.0	-
10:11	0.0	0.0	10:11	0.0	0.0	-
10:12	0.0	0.0	10:12	0.0	0.0	-

SESI CONSULTING ENGINEERS

959 US-46 Floor 3, Suite 300 - Parsippany-Troy Hills, NJ

DAILY AIR MONITORING REPORT
150 Westchester Avenue
Port Chester, New York

10/07/2024

Rev. No. 0 | Page 1 of 2

Project Number: 11895A

Dust Action Level: 150 µg/m^3

VOC Action Level: 5 ppm

Weather Data Range for Work Day		Wind Direction	SW	Relative Humidity (%)	77.0 - 88.0	Daily Rain Total (in)	0.02	Readings in the summary table and graphs below are the reported downwind concentrations.
Temperature (°F)	62.0 - 66.0	Wind Speed (MPH)	2.3 - 3.4	Barometer (inHg)	29.80 - 29.80	Avg. Dew Point Temp (°F)	58.9	

Station Location	Daily Avg. Dust Concentration (µg/m^3)	Max 15-Min Dust Concentration (µg/m^3)	Time of Max Dust Reading	Daily Avg. VOC Concentration (ppm)	Max 15-Min VOC Concentration (ppm)	Time of Max VOC Reading
Upwind	33.9	167.4	9:16	0.0	0.0	8:17
Downwind	0.1	12.2	10:35	0.1	0.6	11:57

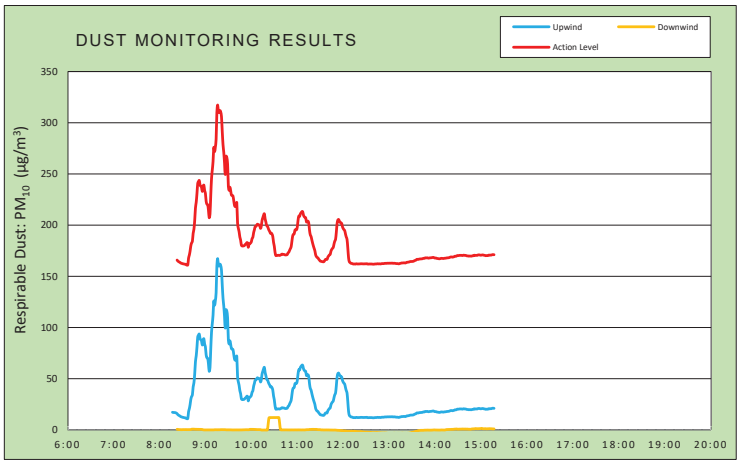

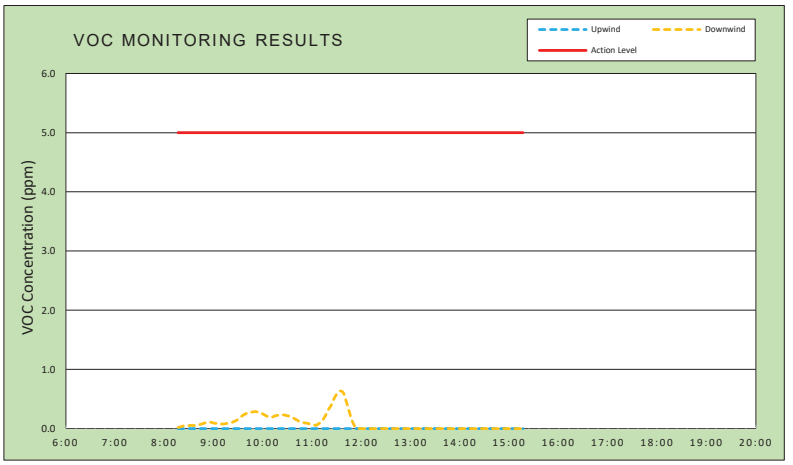

Air Monitoring Notes:

Weather Notes:

EMILCOTT
A Triumvirate Environmental Company

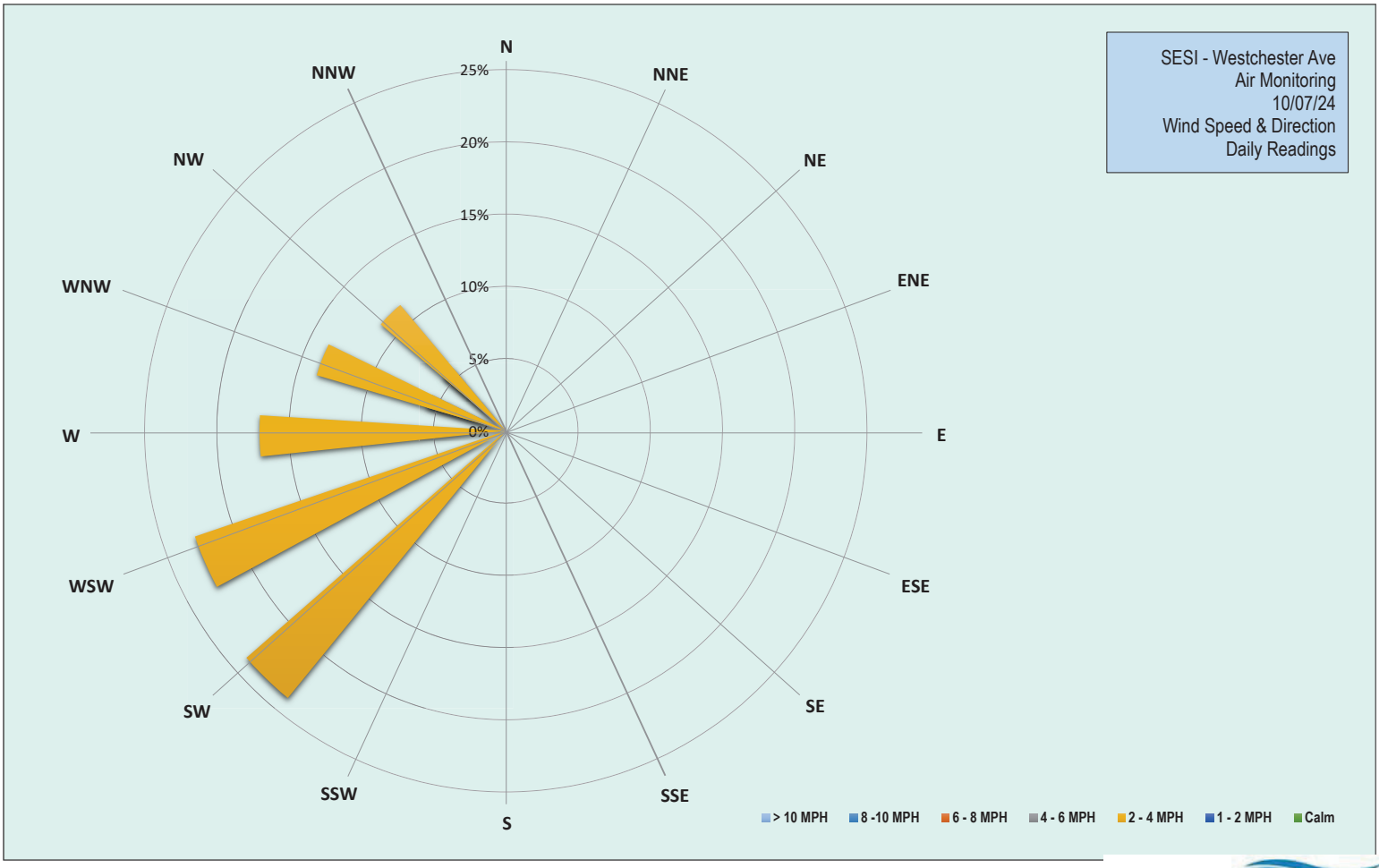

EMILCOTT
A Triumvirate Environmental Company

Grand Union Bowling Alley Site
BCP #360222
150 Westchester Avenue, Port Chester
October 7, 2024

Monday, October 7, 2024						
Number of Instances Where Downwind Particulates Exceeds Upwind Particulate + 150 =						0
Number of Comparable Data Points =						415
Start Time:						8:02
End Time:						15:17
PARTICULATE DATA						
Upwind			Downwind			Exceeds Particulate Alarm Limit
Time	Concentration (ug/m^3)	15-Min Avg Concentration (ug/m^3)	Time	Concentration (ug/m^3)	15-Min Avg Concentration (ug/m^3)	
8:02	19.3	-	8:02	-	-	-
8:03	17.0	-	8:03	-	-	-
8:04	14.0	-	8:04	-	-	-
8:05	20.8	-	8:05	-	-	-
8:06	17.0	-	8:06	-	-	-
8:07	17.0	-	8:07	-	-	-
8:08	16.8	-	8:08	2.5	-	-
8:09	23.5	-	8:09	1.5	-	-
8:10	19.8	-	8:10	1.8	-	-
8:11	15.8	-	8:11	1.5	-	-
8:12	16.5	-	8:12	0.8	-	-
8:13	19.8	-	8:13	0.5	-	-
8:14	13.8	-	8:14	0.8	-	-
8:15	18.0	-	8:15	0.3	-	-
8:16	15.5	-	8:16	0.0	-	-
8:17	14.3	17.3	8:17	1.0	-	-
8:18	14.0	17.1	8:18	0.3	-	-
8:19	13.3	17.0	8:19	0.0	-	-
8:20	19.8	17.0	8:20	0.0	-	-
8:21	15.3	16.9	8:21	1.0	-	-
8:22	10.8	16.4	8:22	0.0	-	-
8:23	9.3	15.9	8:23	0.3	0.6	-
8:24	9.3	15.0	8:24	0.0	0.5	-
8:25	11.0	14.4	8:25	0.0	0.4	-
8:26	9.0	14.0	8:26	0.5	0.4	-
8:27	9.8	13.5	8:27	0.3	0.3	-
8:28	11.0	12.9	8:28	0.0	0.3	-
8:29	11.3	12.8	8:29	0.5	0.3	-
8:30	12.3	12.4	8:30	0.8	0.3	-
8:31	14.0	12.3	8:31	0.5	0.3	-
8:32	11.3	12.1	8:32	1.0	0.3	-
8:33	11.3	11.9	8:33	0.0	0.3	-
8:34	12.0	11.8	8:34	0.5	0.4	-
8:35	11.5	11.3	8:35	0.3	0.4	-
8:36	11.3	11.0	8:36	0.0	0.3	-
8:37	11.3	11.0	8:37	0.5	0.3	-
8:38	109.8	17.7	8:38	0.0	0.3	-
8:39	54.0	20.7	8:39	0.0	0.3	-
8:40	71.0	24.7	8:40	0.8	0.4	-
8:41	88.3	30.0	8:41	1.3	0.4	-
8:42	50.0	32.7	8:42	4.8	0.7	-
8:43	34.5	34.2	8:43	0.8	0.8	-

Grand Union Bowling Alley Site
BCP #360222
150 Westchester Avenue, Port Chester
October 7, 2024

PARTICULATE DATA						
Upwind			Downwind			Exceeds Particulate Alarm Limit
Time	Concentration (ug/m^3)	15-Min Avg Concentration (ug/m^3)	Time	Concentration (ug/m^3)	15-Min Avg Concentration (ug/m^3)	
8:44	128.5	42.1	8:44	1.0	0.8	-
8:45	71.0	46.0	8:45	0.0	0.8	-
8:46	138.8	54.3	8:46	0.0	0.7	-
8:47	197.3	66.7	8:47	0.0	0.7	-
8:48	96.3	72.4	8:48	0.0	0.7	-
8:49	142.0	81.0	8:49	0.0	0.6	-
8:50	160.0	90.9	8:50	0.0	0.6	-
8:51	35.8	92.6	8:51	0.0	0.6	-
8:52	27.0	93.6	8:52	0.0	0.6	-
8:53	44.0	89.2	8:53	0.0	0.6	-
8:54	36.8	88.1	8:54	0.0	0.6	-
8:55	52.8	86.9	8:55	0.0	0.5	-
8:56	29.5	82.9	8:56	0.0	0.4	-
8:57	127.3	88.1	8:57	0.3	0.1	-
8:58	49.5	89.1	8:58	0.0	0.1	-
8:59	49.0	83.8	8:59	0.0	0.0	-
9:00	31.3	81.1	9:00	0.3	0.0	-
9:01	20.5	73.3	9:01	0.0	0.0	-
9:02	155.3	70.5	9:02	0.0	0.0	-
9:03	89.0	70.0	9:03	0.3	0.1	-
9:04	61.5	64.6	9:04	0.0	0.1	-
9:05	48.8	57.2	9:05	0.0	0.1	-
9:06	90.8	60.9	9:06	0.0	0.1	-
9:07	300.5	79.1	9:07	0.0	0.1	-
9:08	290.0	95.5	9:08	0.0	0.1	-
9:09	162.0	103.8	9:09	0.0	0.1	-
9:10	178.5	112.2	9:10	0.0	0.1	-
9:11	234.3	125.9	9:11	0.3	0.1	-
9:12	65.3	121.7	9:12	2.0	0.2	-
9:13	118.0	126.3	9:13	0.3	0.2	-
9:14	163.5	133.9	9:14	0.0	0.2	-
9:15	424.8	160.2	9:15	0.0	0.2	-
9:16	128.3	167.4	9:16	0.0	0.2	-
9:17	49.5	160.3	9:17	0.3	0.2	-
9:18	88.0	160.2	9:18	0.0	0.2	-
9:19	87.8	162.0	9:19	0.5	0.2	-
9:20	26.3	160.5	9:20	0.8	0.3	-
9:21	25.0	156.1	9:21	0.3	0.3	-
9:22	85.5	141.8	9:22	0.0	0.3	-
9:23	94.5	128.7	9:23	-0.3	0.3	-
9:24	46.8	121.1	9:24	0.0	0.3	-
9:25	23.0	110.7	9:25	0.0	0.3	-
9:26	65.8	99.5	9:26	0.0	0.3	-
9:27	333.5	117.3	9:27	0.3	0.1	-
9:28	97.8	116.0	9:28	0.0	0.1	-
9:29	67.0	109.6	9:29	0.0	0.1	-
9:30	99.5	87.9	9:30	0.0	0.1	-
9:31	69.5	84.0	9:31	0.0	0.1	-

Grand Union Bowling Alley Site
BCP #360222
150 Westchester Avenue, Port Chester
October 7, 2024

PARTICULATE DATA						
Upwind			Downwind			Exceeds Particulate Alarm Limit
Time	Concentration (ug/m^3)	15-Min Avg Concentration (ug/m^3)	Time	Concentration (ug/m^3)	15-Min Avg Concentration (ug/m^3)	
9:32	96.8	87.1	9:32	0.0	0.1	-
9:33	36.3	83.7	9:33	0.0	0.1	-
9:34	24.0	79.4	9:34	0.0	0.1	-
9:35	20.5	79.0	9:35	0.0	0.0	-
9:36	18.0	78.6	9:36	0.3	0.0	-
9:37	18.8	74.1	9:37	0.0	0.0	-
9:38	23.5	69.4	9:38	0.0	0.0	-
9:39	27.3	68.1	9:39	0.0	0.0	-
9:40	45.3	69.6	9:40	0.0	0.0	-
9:41	102.3	72.0	9:41	0.3	0.1	-
9:42	35.3	52.1	9:42	0.0	0.0	-
9:43	21.3	47.0	9:43	0.0	0.0	-
9:44	17.5	43.7	9:44	0.0	0.0	-
9:45	20.0	38.4	9:45	0.3	0.1	-
9:46	25.3	35.5	9:46	0.0	0.1	-
9:47	21.8	30.5	9:47	0.0	0.1	-
9:48	24.8	29.7	9:48	0.3	0.1	-
9:49	23.5	29.7	9:49	0.8	0.1	-
9:50	22.5	29.8	9:50	0.3	0.1	-
9:51	23.3	30.1	9:51	0.5	0.2	-
9:52	34.3	31.2	9:52	0.8	0.2	-
9:53	30.0	31.6	9:53	0.5	0.2	-
9:54	45.8	32.8	9:54	0.0	0.2	-
9:55	45.3	32.8	9:55	-0.3	0.2	-
9:56	35.0	28.4	9:56	0.3	0.2	-
9:57	84.5	31.6	9:57	0.3	0.2	-
9:58	25.3	31.9	9:58	5.0	0.6	-
9:59	28.0	32.6	9:59	0.3	0.6	-
10:00	37.3	33.8	10:00	0.5	0.6	-
10:01	73.3	37.0	10:01	-0.3	0.6	-
10:02	41.0	38.2	10:02	0.0	0.6	-
10:03	91.8	42.7	10:03	0.0	0.6	-
10:04	64.8	45.5	10:04	0.0	0.5	-
10:05	70.0	48.6	10:05	0.0	0.5	-
10:06	26.8	48.9	10:06	-0.3	0.5	-
10:07	50.8	50.0	10:07	0.0	0.4	-
10:08	45.8	51.0	10:08	-0.5	0.3	-
10:09	35.8	50.3	10:09	0.0	0.3	-
10:10	43.8	50.2	10:10	0.0	0.4	-
10:11	28.5	49.8	10:11	-0.3	0.3	-
10:12	39.8	46.8	10:12	0.0	0.3	-
10:13	58.8	49.1	10:13	0.0	0.0	-
10:14	111.0	54.6	10:14	-0.3	-0.1	-
10:15	77.3	57.3	10:15	0.0	-0.1	-
10:16	109.5	59.7	10:16	0.3	-0.1	-
10:17	62.5	61.1	10:17	0.0	-0.1	-
10:18	16.8	56.1	10:18	0.0	-0.1	-
10:19	20.3	53.1	10:19	0.0	-0.1	-

Grand Union Bowling Alley Site
BCP #360222
150 Westchester Avenue, Port Chester
October 7, 2024

PARTICULATE DATA						
Upwind			Downwind			Exceeds Particulate Alarm Limit
Time	Concentration (ug/m^3)	15-Min Avg Concentration (ug/m^3)	Time	Concentration (ug/m^3)	15-Min Avg Concentration (ug/m^3)	
10:20	16.5	49.6	10:20	0.0	-0.1	-
10:21	19.3	49.1	10:21	1.8	0.1	-
10:22	20.8	47.1	10:22	87.0	5.9	-
10:23	16.5	45.1	10:23	88.0	11.8	-
10:24	16.5	43.8	10:24	4.5	12.1	-
10:25	16.3	42.0	10:25	0.3	12.1	-
10:26	32.0	42.2	10:26	0.0	12.1	-
10:27	25.0	41.3	10:27	0.0	12.1	-
10:28	25.0	39.0	10:28	0.0	12.1	-
10:29	24.8	33.3	10:29	0.0	12.1	-
10:30	19.3	29.4	10:30	0.0	12.1	-
10:31	18.5	23.3	10:31	0.0	12.1	-
10:32	16.8	20.3	10:32	0.3	12.1	-
10:33	21.0	20.6	10:33	0.3	12.1	-
10:34	19.3	20.5	10:34	0.0	12.1	-
10:35	18.0	20.6	10:35	0.3	12.2	-
10:36	18.8	20.6	10:36	0.0	12.0	-
10:37	19.0	20.4	10:37	0.0	6.2	-
10:38	21.8	20.8	10:38	0.0	0.4	-
10:39	22.0	21.2	10:39	0.3	0.1	-
10:40	25.5	21.8	10:40	0.0	0.1	-
10:41	27.5	21.5	10:41	0.0	0.1	-
10:42	25.0	21.5	10:42	0.0	0.1	-
10:43	22.8	21.3	10:43	0.0	0.1	-
10:44	19.8	21.0	10:44	0.0	0.1	-
10:45	18.3	20.9	10:45	0.0	0.1	-
10:46	20.3	21.0	10:46	0.0	0.1	-
10:47	22.0	21.4	10:47	0.0	0.1	-
10:48	45.3	23.0	10:48	0.0	0.0	-
10:49	29.3	23.7	10:49	0.0	0.0	-
10:50	45.3	25.5	10:50	0.3	0.0	-
10:51	43.0	27.1	10:51	0.0	0.0	-
10:52	46.5	28.9	10:52	0.0	0.0	-
10:53	102.3	34.3	10:53	0.3	0.1	-
10:54	99.5	39.5	10:54	0.0	0.0	-
10:55	50.3	41.1	10:55	0.0	0.0	-
10:56	33.3	41.5	10:56	0.0	0.0	-
10:57	81.5	45.3	10:57	0.5	0.1	-
10:58	27.0	45.6	10:58	-0.3	0.1	-
10:59	17.8	45.4	10:59	0.0	0.1	-
11:00	58.8	48.1	11:00	0.0	0.1	-
11:01	119.5	54.7	11:01	0.5	0.1	-
11:02	84.0	58.9	11:02	-0.3	0.1	-
11:03	39.0	58.5	11:03	0.0	0.1	-
11:04	66.5	60.9	11:04	-0.3	0.1	-
11:05	63.5	62.2	11:05	0.0	0.0	-
11:06	57.3	63.1	11:06	-0.3	0.0	-
11:07	50.0	63.3	11:07	0.5	0.1	-

Grand Union Bowling Alley Site
BCP #360222
150 Westchester Avenue, Port Chester
October 7, 2024

PARTICULATE DATA						
Upwind			Downwind			Exceeds Particulate Alarm Limit
Time	Concentration (ug/m^3)	15-Min Avg Concentration (ug/m^3)	Time	Concentration (ug/m^3)	15-Min Avg Concentration (ug/m^3)	
11:08	54.0	60.1	11:08	0.0	0.0	-
11:09	73.8	58.4	11:09	0.0	0.0	-
11:10	38.3	57.6	11:10	0.0	0.0	-
11:11	27.8	57.2	11:11	1.8	0.2	-
11:12	18.8	53.1	11:12	2.0	0.3	-
11:13	32.0	53.4	11:13	0.3	0.3	-
11:14	26.3	54.0	11:14	0.0	0.3	-
11:15	29.3	52.0	11:15	0.3	0.3	-
11:16	15.5	45.1	11:16	3.3	0.5	-
11:17	16.8	40.6	11:17	0.0	0.5	-
11:18	15.3	39.0	11:18	0.0	0.5	-
11:19	17.5	35.7	11:19	1.0	0.6	-
11:20	16.5	32.6	11:20	0.0	0.6	-
11:21	15.5	29.8	11:21	0.0	0.6	-
11:22	13.5	27.4	11:22	0.0	0.6	-
11:23	17.8	25.0	11:23	0.0	0.6	-
11:24	14.8	21.0	11:24	0.0	0.6	-
11:25	13.5	19.4	11:25	0.0	0.6	-
11:26	13.5	18.4	11:26	0.0	0.5	-
11:27	13.0	18.0	11:27	0.0	0.3	-
11:28	13.0	16.8	11:28	0.0	0.3	-
11:29	13.3	15.9	11:29	0.0	0.3	-
11:30	14.3	14.9	11:30	0.0	0.3	-
11:31	13.0	14.7	11:31	0.0	0.1	-
11:32	13.0	14.5	11:32	0.0	0.1	-
11:33	13.3	14.4	11:33	0.0	0.1	-
11:34	15.3	14.2	11:34	0.0	0.0	-
11:35	21.0	14.5	11:35	0.0	0.0	-
11:36	33.3	15.7	11:36	0.0	0.0	-
11:37	27.5	16.6	11:37	0.0	0.0	-
11:38	17.8	16.6	11:38	0.5	0.0	-
11:39	14.8	16.6	11:39	-0.5	0.0	-
11:40	47.8	18.9	11:40	0.0	0.0	-
11:41	29.0	19.9	11:41	0.0	0.0	-
11:42	29.5	21.0	11:42	-0.5	0.0	-
11:43	19.0	21.4	11:43	-0.5	-0.1	-
11:44	60.5	24.6	11:44	0.0	-0.1	-
11:45	39.0	26.2	11:45	-0.3	-0.1	-
11:46	29.8	27.4	11:46	-0.3	-0.1	-
11:47	26.8	28.3	11:47	-0.3	-0.1	-
11:48	63.8	31.6	11:48	0.0	-0.1	-
11:49	57.3	34.4	11:49	0.5	-0.1	-
11:50	45.8	36.1	11:50	-0.5	-0.1	-
11:51	137.5	43.0	11:51	-1.5	-0.2	-
11:52	155.5	51.6	11:52	-1.0	-0.3	-
11:53	69.0	55.0	11:53	-1.0	-0.4	-
11:54	23.8	55.6	11:54	-0.3	-0.4	-
11:55	22.5	53.9	11:55	-1.0	-0.4	-

Grand Union Bowling Alley Site
BCP #360222
150 Westchester Avenue, Port Chester
October 7, 2024

PARTICULATE DATA						
Upwind			Downwind			Exceeds Particulate Alarm Limit
Time	Concentration (ug/m^3)	15-Min Avg Concentration (ug/m^3)	Time	Concentration (ug/m^3)	15-Min Avg Concentration (ug/m^3)	
11:56	15.0	53.0	11:56	-1.3	-0.5	-
11:57	14.0	51.9	11:57	-1.3	-0.6	-
11:58	17.5	51.8	11:58	-1.3	-0.6	-
11:59	11.0	48.5	11:59	-2.0	-0.8	-
12:00	12.0	46.7	12:00	-1.0	-0.8	-
12:01	12.5	45.6	12:01	-1.0	-0.9	-
12:02	12.3	44.6	12:02	-0.8	-0.9	-
12:03	13.8	41.3	12:03	-1.5	-1.0	-
12:04	13.8	38.4	12:04	-1.3	-1.1	-
12:05	11.5	36.1	12:05	-2.0	-1.2	-
12:06	11.3	27.7	12:06	-1.5	-1.2	-
12:07	11.3	18.1	12:07	-0.8	-1.2	-
12:08	11.5	14.2	12:08	-2.0	-1.3	-
12:09	12.8	13.5	12:09	-0.3	-1.3	-
12:10	12.0	12.8	12:10	-1.5	-1.3	-
12:11	12.0	12.6	12:11	-0.5	-1.2	-
12:12	11.8	12.5	12:12	-2.0	-1.3	-
12:13	11.8	12.1	12:13	-1.3	-1.3	-
12:14	11.0	12.1	12:14	-1.8	-1.3	-
12:15	12.3	12.1	12:15	-2.3	-1.4	-
12:16	11.3	12.0	12:16	-2.3	-1.4	-
12:17	16.5	12.3	12:17	-2.0	-1.5	-
12:18	12.5	12.2	12:18	-2.3	-1.6	-
12:19	12.0	12.1	12:19	-1.5	-1.6	-
12:20	12.0	12.1	12:20	-2.3	-1.6	-
12:21	11.8	12.2	12:21	-2.0	-1.6	-
12:22	11.8	12.2	12:22	-2.0	-1.7	-
12:23	13.3	12.3	12:23	-0.8	-1.6	-
12:24	12.5	12.3	12:24	-1.8	-1.7	-
12:25	11.5	12.3	12:25	-3.0	-1.8	-
12:26	11.0	12.2	12:26	-2.8	-2.0	-
12:27	11.8	12.2	12:27	-2.0	-2.0	-
12:28	12.3	12.2	12:28	-3.3	-2.1	-
12:29	11.8	12.3	12:29	-2.5	-2.2	-
12:30	11.8	12.2	12:30	-1.8	-2.1	-
12:31	13.0	12.4	12:31	-2.5	-2.2	-
12:32	11.5	12.0	12:32	-3.3	-2.2	-
12:33	12.3	12.0	12:33	-2.3	-2.2	-
12:34	12.8	12.1	12:34	-2.5	-2.3	-
12:35	12.5	12.1	12:35	-3.0	-2.4	-
12:36	11.3	12.1	12:36	-2.8	-2.4	-
12:37	12.0	12.1	12:37	-3.3	-2.5	-
12:38	11.8	12.0	12:38	-2.0	-2.6	-
12:39	11.5	11.9	12:39	-3.0	-2.7	-
12:40	11.3	11.9	12:40	-1.8	-2.6	-
12:41	13.3	12.0	12:41	-3.3	-2.6	-
12:42	13.0	12.1	12:42	-2.0	-2.6	-
12:43	12.0	12.1	12:43	-1.8	-2.5	-

Grand Union Bowling Alley Site
BCP #360222
150 Westchester Avenue, Port Chester
October 7, 2024

PARTICULATE DATA						
Upwind			Downwind			Exceeds Particulate Alarm Limit
Time	Concentration (ug/m^3)	15-Min Avg Concentration (ug/m^3)	Time	Concentration (ug/m^3)	15-Min Avg Concentration (ug/m^3)	
12:44	13.5	12.2	12:44	-2.8	-2.5	-
12:45	13.3	12.3	12:45	-3.0	-2.6	-
12:46	11.0	12.2	12:46	-4.0	-2.7	-
12:47	12.8	12.3	12:47	-3.8	-2.7	-
12:48	11.3	12.2	12:48	-2.8	-2.8	-
12:49	12.0	12.2	12:49	-3.5	-2.8	-
12:50	15.8	12.4	12:50	-4.0	-2.9	-
12:51	12.8	12.5	12:51	-3.8	-3.0	-
12:52	11.5	12.4	12:52	-3.8	-3.0	-
12:53	12.5	12.5	12:53	-2.0	-3.0	-
12:54	14.0	12.7	12:54	-2.0	-2.9	-
12:55	12.5	12.7	12:55	-3.5	-3.1	-
12:56	12.3	12.7	12:56	-2.8	-3.0	-
12:57	14.8	12.8	12:57	-4.8	-3.2	-
12:58	12.5	12.8	12:58	-3.0	-3.3	-
12:59	13.3	12.8	12:59	-4.0	-3.4	-
13:00	13.8	12.8	13:00	-3.8	-3.4	-
13:01	11.3	12.9	13:01	-3.5	-3.4	-
13:02	12.5	12.8	13:02	-4.0	-3.4	-
13:03	11.8	12.9	13:03	-3.5	-3.5	-
13:04	12.8	12.9	13:04	-2.5	-3.4	-
13:05	13.0	12.7	13:05	-3.8	-3.4	-
13:06	13.5	12.8	13:06	-2.5	-3.3	-
13:07	11.5	12.8	13:07	-3.0	-3.2	-
13:08	10.8	12.7	13:08	-3.5	-3.3	-
13:09	12.0	12.5	13:09	-3.0	-3.4	-
13:10	11.5	12.5	13:10	-2.8	-3.4	-
13:11	12.5	12.5	13:11	-2.0	-3.3	-
13:12	11.8	12.3	13:12	-4.3	-3.3	-
13:13	12.5	12.3	13:13	-4.0	-3.3	-
13:14	18.3	12.6	13:14	-3.8	-3.3	-
13:15	15.3	12.7	13:15	-3.8	-3.3	-
13:16	15.8	13.0	13:16	-3.0	-3.3	-
13:17	13.5	13.1	13:17	-2.5	-3.2	-
13:18	11.8	13.1	13:18	-3.8	-3.2	-
13:19	14.5	13.2	13:19	-4.3	-3.3	-
13:20	13.0	13.2	13:20	-3.5	-3.3	-
13:21	11.3	13.1	13:21	-2.3	-3.3	-
13:22	15.3	13.3	13:22	-3.8	-3.3	-
13:23	16.8	13.7	13:23	-3.5	-3.3	-
13:24	13.0	13.8	13:24	-1.8	-3.3	-
13:25	14.0	13.9	13:25	-1.8	-3.2	-
13:26	14.3	14.1	13:26	-1.8	-3.2	-
13:27	15.8	14.3	13:27	-1.0	-3.0	-
13:28	15.3	14.5	13:28	-1.3	-2.8	-
13:29	18.5	14.5	13:29	-0.5	-2.6	-
13:30	15.5	14.5	13:30	-0.8	-2.4	-
13:31	17.3	14.6	13:31	-0.5	-2.2	-

Grand Union Bowling Alley Site
BCP #360222
150 Westchester Avenue, Port Chester
October 7, 2024

PARTICULATE DATA						
Upwind			Downwind			Exceeds Particulate Alarm Limit
Time	Concentration (ug/m^3)	15-Min Avg Concentration (ug/m^3)	Time	Concentration (ug/m^3)	15-Min Avg Concentration (ug/m^3)	
13:32	16.0	14.8	13:32	-0.5	-2.1	-
13:33	19.5	15.3	13:33	0.0	-1.8	-
13:34	18.3	15.6	13:34	-0.3	-1.5	-
13:35	17.5	15.9	13:35	-0.3	-1.3	-
13:36	21.5	16.6	13:36	0.0	-1.2	-
13:37	16.5	16.6	13:37	0.5	-0.9	-
13:38	15.8	16.6	13:38	-0.3	-0.7	-
13:39	16.8	16.8	13:39	0.0	-0.6	-
13:40	16.0	17.0	13:40	-0.3	-0.5	-
13:41	15.3	17.0	13:41	-0.5	-0.4	-
13:42	16.8	17.1	13:42	-0.8	-0.4	-
13:43	16.0	17.1	13:43	-1.3	-0.4	-
13:44	22.3	17.4	13:44	-0.5	-0.4	-
13:45	19.5	17.7	13:45	-0.3	-0.3	-
13:46	15.8	17.6	13:46	1.0	-0.2	-
13:47	23.3	18.0	13:47	0.0	-0.2	-
13:48	19.8	18.1	13:48	0.0	-0.2	-
13:49	18.3	18.1	13:49	0.0	-0.2	-
13:50	18.3	18.1	13:50	0.5	-0.1	-
13:51	17.5	17.8	13:51	-0.5	-0.2	-
13:52	16.8	17.9	13:52	0.0	-0.2	-
13:53	18.8	18.1	13:53	-0.3	-0.2	-
13:54	17.5	18.1	13:54	0.0	-0.2	-
13:55	17.3	18.2	13:55	0.0	-0.2	-
13:56	17.3	18.3	13:56	-0.3	-0.2	-
13:57	19.0	18.5	13:57	0.3	-0.1	-
13:58	16.3	18.5	13:58	-0.3	0.0	-
13:59	16.0	18.1	13:59	0.3	0.0	-
14:00	16.5	17.9	14:00	-0.8	0.0	-
14:01	17.0	18.0	14:01	0.0	-0.1	-
14:02	17.8	17.6	14:02	0.3	-0.1	-
14:03	18.0	17.5	14:03	-0.5	-0.1	-
14:04	16.3	17.3	14:04	0.0	-0.1	-
14:05	16.3	17.2	14:05	0.0	-0.1	-
14:06	17.0	17.2	14:06	-0.3	-0.1	-
14:07	20.0	17.4	14:07	0.3	-0.1	-
14:08	21.8	17.6	14:08	1.0	0.0	-
14:09	17.3	17.6	14:09	-0.3	0.0	-
14:10	16.3	17.5	14:10	-0.3	0.0	-
14:11	16.3	17.4	14:11	-0.5	-0.1	-
14:12	22.0	17.6	14:12	0.0	-0.1	-
14:13	17.3	17.7	14:13	0.5	0.0	-
14:14	17.3	17.8	14:14	3.5	0.2	-
14:15	19.3	18.0	14:15	2.0	0.4	-
14:16	18.3	18.1	14:16	0.5	0.4	-
14:17	19.0	18.1	14:17	0.8	0.5	-
14:18	19.5	18.2	14:18	0.0	0.5	-
14:19	20.0	18.5	14:19	0.3	0.5	-

Grand Union Bowling Alley Site
BCP #360222
150 Westchester Avenue, Port Chester
October 7, 2024

PARTICULATE DATA						
Upwind			Downwind			Exceeds Particulate Alarm Limit
Time	Concentration (ug/m^3)	15-Min Avg Concentration (ug/m^3)	Time	Concentration (ug/m^3)	15-Min Avg Concentration (ug/m^3)	
14:20	21.5	18.8	14:20	0.0	0.5	-
14:21	18.8	19.0	14:21	0.8	0.6	-
14:22	19.3	18.9	14:22	0.8	0.6	-
14:23	19.8	18.8	14:23	0.8	0.6	-
14:24	21.5	19.1	14:24	1.0	0.7	-
14:25	18.8	19.2	14:25	1.0	0.8	-
14:26	23.3	19.7	14:26	1.0	0.9	-
14:27	21.3	19.6	14:27	0.0	0.9	-
14:28	20.0	19.8	14:28	2.0	1.0	-
14:29	24.8	20.3	14:29	1.5	0.8	-
14:30	18.8	20.3	14:30	0.0	0.7	-
14:31	19.0	20.3	14:31	2.0	0.8	-
14:32	21.8	20.5	14:32	1.0	0.8	-
14:33	19.3	20.5	14:33	0.3	0.8	-
14:34	20.8	20.6	14:34	0.3	0.8	-
14:35	19.5	20.4	14:35	1.0	0.9	-
14:36	17.8	20.4	14:36	1.3	0.9	-
14:37	24.0	20.7	14:37	0.3	0.9	-
14:38	18.8	20.6	14:38	0.0	0.8	-
14:39	19.5	20.5	14:39	2.0	0.9	-
14:40	18.8	20.5	14:40	0.5	0.9	-
14:41	18.5	20.2	14:41	0.3	0.8	-
14:42	18.5	20.0	14:42	0.8	0.9	-
14:43	20.3	20.0	14:43	0.5	0.8	-
14:44	21.3	19.8	14:44	0.8	0.7	-
14:45	20.3	19.9	14:45	0.0	0.7	-
14:46	18.8	19.8	14:46	0.3	0.6	-
14:47	20.3	19.7	14:47	3.8	0.8	-
14:48	21.3	19.9	14:48	3.0	1.0	-
14:49	24.8	20.1	14:49	1.3	1.0	-
14:50	19.0	20.1	14:50	2.0	1.1	-
14:51	26.8	20.7	14:51	0.0	1.0	-
14:52	19.8	20.4	14:52	3.5	1.2	-
14:53	20.3	20.5	14:53	1.8	1.4	-
14:54	19.8	20.5	14:54	0.3	1.2	-
14:55	18.3	20.5	14:55	0.3	1.2	-
14:56	24.0	20.9	14:56	0.0	1.2	-
14:57	20.0	21.0	14:57	1.5	1.3	-
14:58	19.8	20.9	14:58	1.3	1.3	-
14:59	18.0	20.7	14:59	0.5	1.3	-
15:00	20.0	20.7	15:00	2.3	1.4	-
15:01	20.5	20.8	15:01	1.5	1.5	-
15:02	22.0	20.9	15:02	0.5	1.3	-
15:03	19.5	20.8	15:03	1.0	1.2	-
15:04	21.3	20.6	15:04	1.0	1.2	-
15:05	17.8	20.5	15:05	3.0	1.2	-
15:06	22.3	20.2	15:06	0.3	1.2	-
15:07	20.8	20.3	15:07	1.5	1.1	-

Grand Union Bowling Alley Site
BCP #360222
150 Westchester Avenue, Port Chester
October 7, 2024

PARTICULATE DATA						
Upwind			Downwind			Exceeds Particulate Alarm Limit
Time	Concentration (ug/m^3)	15-Min Avg Concentration (ug/m^3)	Time	Concentration (ug/m^3)	15-Min Avg Concentration (ug/m^3)	
15:08	20.5	20.3	15:08	2.0	1.1	-
15:09	20.0	20.3	15:09	1.3	1.2	-
15:10	25.3	20.8	15:10	0.3	1.2	-
15:11	21.8	20.6	15:11	1.3	1.3	-
15:12	22.8	20.8	15:12	0.5	1.2	-
15:13	18.8	20.7	15:13	0.8	1.2	-
15:14	21.3	21.0	15:14	0.0	1.1	-
15:15	23.8	21.2	15:15	1.0	1.1	-
15:16	20.5	21.2	15:16	0.8	1.0	-
15:17	20.5	21.1	15:17	0.8	1.0	-

Grand Union Bowling Alley Site
BCP #360222
150 Westchester Avenue, Port Chester
October 7, 2024

Monday, October 7, 2024						
Number of Instances Where Downwind VOCs Exceeds Upwind VOCs + 5 =						0
Number of Comparable Data Points =						421
Start Time:						8:02
End Time:						15:17
PID DATA						
Upwind			Downwind			
Time	Concentration (ppm)	15-Min Avg Concentration (ppm)	Time	Concentration (ppm)	15-Min Avg Concentration (ppm)	Exceeds VOC Alarm Limit
8:02	0.0	-	8:02	0.0	-	-
8:03	0.0	-	8:03	0.0	-	-
8:04	0.0	-	8:04	0.0	-	-
8:05	0.0	-	8:05	0.0	-	-
8:06	0.0	-	8:06	0.0	-	-
8:07	0.0	-	8:07	0.0	-	-
8:08	0.0	-	8:08	0.0	-	-
8:09	0.0	-	8:09	0.0	-	-
8:10	0.0	-	8:10	0.0	-	-
8:11	0.0	-	8:11	0.0	-	-
8:12	0.0	-	8:12	0.0	-	-
8:13	0.0	-	8:13	0.0	-	-
8:14	0.0	-	8:14	0.0	-	-
8:15	0.0	-	8:15	0.0	-	-
8:16	0.0	-	8:16	0.0	-	-
8:17	0.0	0.0	8:17	0.0	0.0	-
8:18	0.0	0.0	8:18	0.1	0.0	-
8:19	0.0	0.0	8:19	0.0	0.0	-
8:20	0.0	0.0	8:20	0.1	0.0	-
8:21	0.0	0.0	8:21	0.1	0.0	-
8:22	0.0	0.0	8:22	0.1	0.0	-
8:23	0.0	0.0	8:23	0.1	0.0	-
8:24	0.0	0.0	8:24	0.1	0.0	-
8:25	0.0	0.0	8:25	0.0	0.0	-
8:26	0.0	0.0	8:26	0.0	0.0	-
8:27	0.0	0.0	8:27	0.1	0.0	-
8:28	0.0	0.0	8:28	0.0	0.0	-
8:29	0.0	0.0	8:29	0.0	0.0	-
8:30	0.0	0.0	8:30	0.1	0.1	-
8:31	0.0	0.0	8:31	0.1	0.1	-
8:32	0.0	0.0	8:32	0.0	0.1	-
8:33	0.0	0.0	8:33	0.0	0.1	-
8:34	0.0	0.0	8:34	0.0	0.1	-
8:35	0.0	0.0	8:35	0.1	0.1	-
8:36	0.0	0.0	8:36	0.1	0.1	-
8:37	0.0	0.0	8:37	0.1	0.1	-
8:38	0.0	0.0	8:38	0.1	0.1	-
8:39	0.0	0.0	8:39	0.1	0.1	-
8:40	0.0	0.0	8:40	0.1	0.1	-
8:41	0.0	0.0	8:41	0.0	0.1	-
8:42	0.0	0.0	8:42	0.1	0.1	-
8:43	0.0	0.0	8:43	0.1	0.1	-
8:44	0.0	0.0	8:44	0.1	0.1	-

Grand Union Bowling Alley Site
BCP #360222
150 Westchester Avenue, Port Chester
October 7, 2024

PID DATA						
Upwind			Downwind			
Time	Concentration (ppm)	15-Min Avg Concentration (ppm)	Time	Concentration (ppm)	15-Min Avg Concentration (ppm)	Exceeds VOC Alarm Limit
8:45	0.0	0.0	8:45	0.1	0.1	-
8:46	0.0	0.0	8:46	0.1	0.1	-
8:47	0.0	0.0	8:47	0.1	0.1	-
8:48	0.0	0.0	8:48	0.1	0.1	-
8:49	0.0	0.0	8:49	0.1	0.1	-
8:50	0.0	0.0	8:50	0.1	0.1	-
8:51	0.0	0.0	8:51	0.1	0.1	-
8:52	0.0	0.0	8:52	0.1	0.1	-
8:53	0.0	0.0	8:53	0.1	0.1	-
8:54	0.0	0.0	8:54	0.1	0.1	-
8:55	0.0	0.0	8:55	0.1	0.1	-
8:56	0.0	0.0	8:56	0.1	0.1	-
8:57	0.0	0.0	8:57	0.1	0.1	-
8:58	0.0	0.0	8:58	0.1	0.1	-
8:59	0.0	0.0	8:59	0.1	0.1	-
9:00	0.0	0.0	9:00	0.1	0.1	-
9:01	0.0	0.0	9:01	0.0	0.1	-
9:02	0.0	0.0	9:02	0.1	0.1	-
9:03	0.0	0.0	9:03	0.1	0.1	-
9:04	0.0	0.0	9:04	0.1	0.1	-
9:05	0.0	0.0	9:05	0.0	0.1	-
9:06	0.0	0.0	9:06	0.1	0.1	-
9:07	0.0	0.0	9:07	0.1	0.1	-
9:08	0.0	0.0	9:08	0.1	0.1	-
9:09	0.0	0.0	9:09	0.1	0.1	-
9:10	0.0	0.0	9:10	0.1	0.1	-
9:11	0.0	0.0	9:11	0.1	0.1	-
9:12	0.0	0.0	9:12	0.1	0.1	-
9:13	0.0	0.0	9:13	0.1	0.1	-
9:14	0.0	0.0	9:14	0.1	0.1	-
9:15	0.0	0.0	9:15	0.1	0.1	-
9:16	0.0	0.0	9:16	0.1	0.1	-
9:17	0.0	0.0	9:17	0.1	0.1	-
9:18	0.0	0.0	9:18	0.1	0.1	-
9:19	0.0	0.0	9:19	0.1	0.1	-
9:20	0.0	0.0	9:20	0.1	0.1	-
9:21	0.0	0.0	9:21	0.1	0.1	-
9:22	0.0	0.0	9:22	0.1	0.1	-
9:23	0.0	0.0	9:23	0.2	0.1	-
9:24	0.0	0.0	9:24	0.2	0.1	-
9:25	0.0	0.0	9:25	0.2	0.1	-
9:26	0.0	0.0	9:26	0.2	0.1	-
9:27	0.0	0.0	9:27	0.2	0.1	-
9:28	0.0	0.0	9:28	0.2	0.1	-
9:29	0.0	0.0	9:29	0.2	0.1	-
9:30	0.0	0.0	9:30	0.3	0.2	-
9:31	0.0	0.0	9:31	0.2	0.2	-
9:32	0.0	0.0	9:32	0.3	0.2	-
9:33	0.0	0.0	9:33	0.3	0.2	-

Grand Union Bowling Alley Site
BCP #360222
150 Westchester Avenue, Port Chester
October 7, 2024

PID DATA						
Upwind			Downwind			
Time	Concentration (ppm)	15-Min Avg Concentration (ppm)	Time	Concentration (ppm)	15-Min Avg Concentration (ppm)	Exceeds VOC Alarm Limit
9:34	0.0	0.0	9:34	0.3	0.2	-
9:35	0.0	0.0	9:35	0.3	0.2	-
9:36	0.0	0.0	9:36	0.3	0.2	-
9:37	0.0	0.0	9:37	0.3	0.2	-
9:38	0.0	0.0	9:38	0.3	0.2	-
9:39	0.0	0.0	9:39	0.3	0.2	-
9:40	0.0	0.0	9:40	0.3	0.3	-
9:41	0.0	0.0	9:41	0.3	0.3	-
9:42	0.0	0.0	9:42	0.3	0.3	-
9:43	0.0	0.0	9:43	0.3	0.3	-
9:44	0.0	0.0	9:44	0.2	0.3	-
9:45	0.0	0.0	9:45	0.3	0.3	-
9:46	0.0	0.0	9:46	0.3	0.3	-
9:47	0.0	0.0	9:47	0.3	0.3	-
9:48	0.0	0.0	9:48	0.3	0.3	-
9:49	0.0	0.0	9:49	0.3	0.3	-
9:50	0.0	0.0	9:50	0.3	0.3	-
9:51	0.0	0.0	9:51	0.3	0.3	-
9:52	0.0	0.0	9:52	0.2	0.3	-
9:53	0.0	0.0	9:53	0.3	0.3	-
9:54	0.0	0.0	9:54	0.2	0.3	-
9:55	0.0	0.0	9:55	0.3	0.3	-
9:56	0.0	0.0	9:56	0.2	0.3	-
9:57	0.0	0.0	9:57	0.2	0.3	-
9:58	0.0	0.0	9:58	0.2	0.3	-
9:59	0.0	0.0	9:59	0.2	0.3	-
10:00	0.0	0.0	10:00	0.2	0.2	-
10:01	0.0	0.0	10:01	0.2	0.2	-
10:02	0.0	0.0	10:02	0.2	0.2	-
10:03	0.0	0.0	10:03	0.2	0.2	-
10:04	0.0	0.0	10:04	0.2	0.2	-
10:05	0.0	0.0	10:05	0.2	0.2	-
10:06	0.0	0.0	10:06	0.2	0.2	-
10:07	0.0	0.0	10:07	0.2	0.2	-
10:08	0.0	0.0	10:08	0.2	0.2	-
10:09	0.0	0.0	10:09	0.2	0.2	-
10:10	0.0	0.0	10:10	0.2	0.2	-
10:11	0.0	0.0	10:11	0.2	0.2	-
10:12	0.0	0.0	10:12	0.3	0.2	-
10:13	0.0	0.0	10:13	0.3	0.2	-
10:14	0.0	0.0	10:14	0.3	0.2	-
10:15	0.0	0.0	10:15	0.3	0.2	-
10:16	0.0	0.0	10:16	0.2	0.2	-
10:17	0.0	0.0	10:17	0.2	0.2	-
10:18	0.0	0.0	10:18	0.2	0.2	-
10:19	0.0	0.0	10:19	0.2	0.2	-
10:20	0.0	0.0	10:20	0.2	0.2	-
10:21	0.0	0.0	10:21	0.2	0.2	-
10:22	0.0	0.0	10:22	0.2	0.2	-

Grand Union Bowling Alley Site
BCP #360222
150 Westchester Avenue, Port Chester
October 7, 2024

PID DATA						
Upwind			Downwind			
Time	Concentration (ppm)	15-Min Avg Concentration (ppm)	Time	Concentration (ppm)	15-Min Avg Concentration (ppm)	Exceeds VOC Alarm Limit
10:23	0.0	0.0	10:23	0.2	0.2	-
10:24	0.0	0.0	10:24	0.2	0.2	-
10:25	0.0	0.0	10:25	0.2	0.2	-
10:26	0.0	0.0	10:26	0.2	0.2	-
10:27	0.0	0.0	10:27	0.2	0.2	-
10:28	0.0	0.0	10:28	0.2	0.2	-
10:29	0.0	0.0	10:29	0.2	0.2	-
10:30	0.0	0.0	10:30	0.2	0.2	-
10:31	0.0	0.0	10:31	0.2	0.2	-
10:32	0.0	0.0	10:32	0.2	0.2	-
10:33	0.0	0.0	10:33	0.2	0.2	-
10:34	0.0	0.0	10:34	0.2	0.2	-
10:35	0.0	0.0	10:35	0.1	0.2	-
10:36	0.0	0.0	10:36	0.1	0.2	-
10:37	0.0	0.0	10:37	0.1	0.2	-
10:38	0.0	0.0	10:38	0.1	0.2	-
10:39	0.0	0.0	10:39	0.1	0.2	-
10:40	0.0	0.0	10:40	0.1	0.2	-
10:41	0.0	0.0	10:41	0.1	0.2	-
10:42	0.0	0.0	10:42	0.1	0.1	-
10:43	0.0	0.0	10:43	0.1	0.1	-
10:44	0.0	0.0	10:44	0.1	0.1	-
10:45	0.0	0.0	10:45	0.1	0.1	-
10:46	0.0	0.0	10:46	0.1	0.1	-
10:47	0.0	0.0	10:47	0.1	0.1	-
10:48	0.0	0.0	10:48	0.1	0.1	-
10:49	0.0	0.0	10:49	0.1	0.1	-
10:50	0.0	0.0	10:50	0.1	0.1	-
10:51	0.0	0.0	10:51	0.1	0.1	-
10:52	0.0	0.0	10:52	0.1	0.1	-
10:53	0.0	0.0	10:53	0.1	0.1	-
10:54	0.0	0.0	10:54	0.1	0.1	-
10:55	0.0	0.0	10:55	0.1	0.1	-
10:56	0.0	0.0	10:56	0.1	0.1	-
10:57	0.0	0.0	10:57	0.0	0.1	-
10:58	0.0	0.0	10:58	0.0	0.1	-
10:59	0.0	0.0	10:59	0.1	0.1	-
11:00	0.0	0.0	11:00	0.1	0.1	-
11:01	0.0	0.0	11:01	0.1	0.1	-
11:02	0.0	0.0	11:02	0.1	0.1	-
11:03	0.0	0.0	11:03	0.0	0.1	-
11:04	0.0	0.0	11:04	0.0	0.1	-
11:05	0.0	0.0	11:05	0.1	0.1	-
11:06	0.0	0.0	11:06	0.1	0.1	-
11:07	0.0	0.0	11:07	0.2	0.1	-
11:08	0.0	0.0	11:08	0.2	0.1	-
11:09	0.0	0.0	11:09	0.2	0.1	-
11:10	0.0	0.0	11:10	0.2	0.1	-
11:11	0.0	0.0	11:11	0.2	0.1	-

Grand Union Bowling Alley Site
BCP #360222
150 Westchester Avenue, Port Chester
October 7, 2024

PID DATA						
Upwind			Downwind			
Time	Concentration (ppm)	15-Min Avg Concentration (ppm)	Time	Concentration (ppm)	15-Min Avg Concentration (ppm)	Exceeds VOC Alarm Limit
11:12	0.0	0.0	11:12	0.3	0.1	-
11:13	0.0	0.0	11:13	0.3	0.1	-
11:14	0.0	0.0	11:14	0.4	0.2	-
11:15	0.0	0.0	11:15	0.4	0.2	-
11:16	0.0	0.0	11:16	0.4	0.2	-
11:17	0.0	0.0	11:17	0.4	0.2	-
11:18	0.0	0.0	11:18	0.5	0.3	-
11:19	0.0	0.0	11:19	0.5	0.3	-
11:20	0.0	0.0	11:20	0.5	0.3	-
11:21	0.0	0.0	11:21	0.5	0.3	-
11:22	0.0	0.0	11:22	0.5	0.4	-
11:23	0.0	0.0	11:23	0.5	0.4	-
11:24	0.0	0.0	11:24	0.6	0.4	-
11:25	0.0	0.0	11:25	0.7	0.4	-
11:26	0.0	0.0	11:26	0.8	0.5	-
11:27	0.0	0.0	11:27	0.7	0.5	-
11:28	0.0	0.0	11:28	0.7	0.5	-
11:29	0.0	0.0	11:29	0.7	0.6	-
11:30	0.0	0.0	11:30	0.7	0.6	-
11:31	0.0	0.0	11:31	0.7	0.6	-
11:32	0.0	0.0	11:32	0.7	0.6	-
11:33	0.0	0.0	11:33	0.6	0.6	-
11:34	0.0	0.0	11:34	0.6	0.6	-
11:35	0.0	0.0	11:35	0.5	0.6	-
11:36	0.0	0.0	11:36	0.4	0.6	-
11:37	0.0	0.0	11:37	0.4	0.6	-
11:38	0.0	0.0	11:38	0.3	0.6	-
11:39	0.0	0.0	11:39	0.2	0.6	-
11:40	0.0	0.0	11:40	0.1	0.5	-
11:41	0.0	0.0	11:41	0.0	0.5	-
11:42	0.0	0.0	11:42	0.0	0.5	-
11:43	0.0	0.0	11:43	0.0	0.4	-
11:44	0.0	0.0	11:44	0.0	0.4	-
11:45	0.0	0.0	11:45	0.0	0.3	-
11:46	0.0	0.0	11:46	0.0	0.3	-
11:47	0.0	0.0	11:47	0.0	0.2	-
11:48	0.0	0.0	11:48	0.0	0.2	-
11:49	0.0	0.0	11:49	0.0	0.1	-
11:50	0.0	0.0	11:50	0.0	0.1	-
11:51	0.0	0.0	11:51	0.0	0.1	-
11:52	0.0	0.0	11:52	0.0	0.0	-
11:53	0.0	0.0	11:53	0.0	0.0	-
11:54	0.0	0.0	11:54	0.0	0.0	-
11:55	0.0	0.0	11:55	0.0	0.0	-
11:56	0.0	0.0	11:56	0.0	0.0	-
11:57	0.0	0.0	11:57	0.0	0.0	-
11:58	0.0	0.0	11:58	0.0	0.0	-
11:59	0.0	0.0	11:59	0.0	0.0	-
12:00	0.0	0.0	12:00	0.0	0.0	-

Grand Union Bowling Alley Site
BCP #360222
150 Westchester Avenue, Port Chester
October 7, 2024

PID DATA						
Upwind			Downwind			
Time	Concentration (ppm)	15-Min Avg Concentration (ppm)	Time	Concentration (ppm)	15-Min Avg Concentration (ppm)	Exceeds VOC Alarm Limit
12:01	0.0	0.0	12:01	0.0	0.0	-
12:02	0.0	0.0	12:02	0.0	0.0	-
12:03	0.0	0.0	12:03	0.0	0.0	-
12:04	0.0	0.0	12:04	0.0	0.0	-
12:05	0.0	0.0	12:05	0.0	0.0	-
12:06	0.0	0.0	12:06	0.0	0.0	-
12:07	0.0	0.0	12:07	0.0	0.0	-
12:08	0.0	0.0	12:08	0.0	0.0	-
12:09	0.0	0.0	12:09	0.0	0.0	-
12:10	0.0	0.0	12:10	0.0	0.0	-
12:11	0.0	0.0	12:11	0.0	0.0	-
12:12	0.0	0.0	12:12	0.0	0.0	-
12:13	0.0	0.0	12:13	0.0	0.0	-
12:14	0.0	0.0	12:14	0.0	0.0	-
12:15	0.0	0.0	12:15	0.0	0.0	-
12:16	0.0	0.0	12:16	0.0	0.0	-
12:17	0.0	0.0	12:17	0.0	0.0	-
12:18	0.0	0.0	12:18	0.0	0.0	-
12:19	0.0	0.0	12:19	0.0	0.0	-
12:20	0.0	0.0	12:20	0.0	0.0	-
12:21	0.0	0.0	12:21	0.0	0.0	-
12:22	0.0	0.0	12:22	0.0	0.0	-
12:23	0.0	0.0	12:23	0.0	0.0	-
12:24	0.0	0.0	12:24	0.0	0.0	-
12:25	0.0	0.0	12:25	0.0	0.0	-
12:26	0.0	0.0	12:26	0.0	0.0	-
12:27	0.0	0.0	12:27	0.0	0.0	-
12:28	0.0	0.0	12:28	0.0	0.0	-
12:29	0.0	0.0	12:29	0.0	0.0	-
12:30	0.0	0.0	12:30	0.0	0.0	-
12:31	0.0	0.0	12:31	0.0	0.0	-
12:32	0.0	0.0	12:32	0.0	0.0	-
12:33	0.0	0.0	12:33	0.0	0.0	-
12:34	0.0	0.0	12:34	0.0	0.0	-
12:35	0.0	0.0	12:35	0.0	0.0	-
12:36	0.0	0.0	12:36	0.0	0.0	-
12:37	0.0	0.0	12:37	0.0	0.0	-
12:38	0.0	0.0	12:38	0.0	0.0	-
12:39	0.0	0.0	12:39	0.0	0.0	-
12:40	0.0	0.0	12:40	0.0	0.0	-
12:41	0.0	0.0	12:41	0.0	0.0	-
12:42	0.0	0.0	12:42	0.0	0.0	-
12:43	0.0	0.0	12:43	0.0	0.0	-
12:44	0.0	0.0	12:44	0.0	0.0	-
12:45	0.0	0.0	12:45	0.0	0.0	-
12:46	0.0	0.0	12:46	0.0	0.0	-
12:47	0.0	0.0	12:47	0.0	0.0	-
12:48	0.0	0.0	12:48	0.0	0.0	-
12:49	0.0	0.0	12:49	0.0	0.0	-

Grand Union Bowling Alley Site
BCP #360222
150 Westchester Avenue, Port Chester
October 7, 2024

PID DATA						
Upwind			Downwind			
Time	Concentration (ppm)	15-Min Avg Concentration (ppm)	Time	Concentration (ppm)	15-Min Avg Concentration (ppm)	Exceeds VOC Alarm Limit
12:50	0.0	0.0	12:50	0.0	0.0	-
12:51	0.0	0.0	12:51	0.0	0.0	-
12:52	0.0	0.0	12:52	0.0	0.0	-
12:53	0.0	0.0	12:53	0.0	0.0	-
12:54	0.0	0.0	12:54	0.0	0.0	-
12:55	0.0	0.0	12:55	0.0	0.0	-
12:56	0.0	0.0	12:56	0.0	0.0	-
12:57	0.0	0.0	12:57	0.0	0.0	-
12:58	0.0	0.0	12:58	0.0	0.0	-
12:59	0.0	0.0	12:59	0.0	0.0	-
13:00	0.0	0.0	13:00	0.0	0.0	-
13:01	0.0	0.0	13:01	0.0	0.0	-
13:02	0.0	0.0	13:02	0.0	0.0	-
13:03	0.0	0.0	13:03	0.0	0.0	-
13:04	0.0	0.0	13:04	0.0	0.0	-
13:05	0.0	0.0	13:05	0.0	0.0	-
13:06	0.0	0.0	13:06	0.0	0.0	-
13:07	0.0	0.0	13:07	0.0	0.0	-
13:08	0.0	0.0	13:08	0.0	0.0	-
13:09	0.0	0.0	13:09	0.0	0.0	-
13:10	0.0	0.0	13:10	0.0	0.0	-
13:11	0.0	0.0	13:11	0.0	0.0	-
13:12	0.0	0.0	13:12	0.0	0.0	-
13:13	0.0	0.0	13:13	0.0	0.0	-
13:14	0.0	0.0	13:14	0.0	0.0	-
13:15	0.0	0.0	13:15	0.0	0.0	-
13:16	0.0	0.0	13:16	0.0	0.0	-
13:17	0.0	0.0	13:17	0.0	0.0	-
13:18	0.0	0.0	13:18	0.0	0.0	-
13:19	0.0	0.0	13:19	0.0	0.0	-
13:20	0.0	0.0	13:20	0.0	0.0	-
13:21	0.0	0.0	13:21	0.0	0.0	-
13:22	0.0	0.0	13:22	0.0	0.0	-
13:23	0.0	0.0	13:23	0.0	0.0	-
13:24	0.0	0.0	13:24	0.0	0.0	-
13:25	0.0	0.0	13:25	0.0	0.0	-
13:26	0.0	0.0	13:26	0.0	0.0	-
13:27	0.0	0.0	13:27	0.0	0.0	-
13:28	0.0	0.0	13:28	0.0	0.0	-
13:29	0.0	0.0	13:29	0.0	0.0	-
13:30	0.0	0.0	13:30	0.0	0.0	-
13:31	0.0	0.0	13:31	0.0	0.0	-
13:32	0.0	0.0	13:32	0.0	0.0	-
13:33	0.0	0.0	13:33	0.0	0.0	-
13:34	0.0	0.0	13:34	0.0	0.0	-
13:35	0.0	0.0	13:35	0.0	0.0	-
13:36	0.0	0.0	13:36	0.0	0.0	-
13:37	0.0	0.0	13:37	0.0	0.0	-
13:38	0.0	0.0	13:38	0.0	0.0	-

Grand Union Bowling Alley Site
BCP #360222
150 Westchester Avenue, Port Chester
October 7, 2024

PID DATA						
Upwind			Downwind			
Time	Concentration (ppm)	15-Min Avg Concentration (ppm)	Time	Concentration (ppm)	15-Min Avg Concentration (ppm)	Exceeds VOC Alarm Limit
13:39	0.0	0.0	13:39	0.0	0.0	-
13:40	0.0	0.0	13:40	0.0	0.0	-
13:41	0.0	0.0	13:41	0.0	0.0	-
13:42	0.0	0.0	13:42	0.0	0.0	-
13:43	0.0	0.0	13:43	0.0	0.0	-
13:44	0.0	0.0	13:44	0.0	0.0	-
13:45	0.0	0.0	13:45	0.0	0.0	-
13:46	0.0	0.0	13:46	0.0	0.0	-
13:47	0.0	0.0	13:47	0.0	0.0	-
13:48	0.0	0.0	13:48	0.0	0.0	-
13:49	0.0	0.0	13:49	0.0	0.0	-
13:50	0.0	0.0	13:50	0.0	0.0	-
13:51	0.0	0.0	13:51	0.0	0.0	-
13:52	0.0	0.0	13:52	0.0	0.0	-
13:53	0.0	0.0	13:53	0.0	0.0	-
13:54	0.0	0.0	13:54	0.0	0.0	-
13:55	0.0	0.0	13:55	0.0	0.0	-
13:56	0.0	0.0	13:56	0.0	0.0	-
13:57	0.0	0.0	13:57	0.0	0.0	-
13:58	0.0	0.0	13:58	0.0	0.0	-
13:59	0.0	0.0	13:59	0.0	0.0	-
14:00	0.0	0.0	14:00	0.0	0.0	-
14:01	0.0	0.0	14:01	0.0	0.0	-
14:02	0.0	0.0	14:02	0.0	0.0	-
14:03	0.0	0.0	14:03	0.0	0.0	-
14:04	0.0	0.0	14:04	0.0	0.0	-
14:05	0.0	0.0	14:05	0.0	0.0	-
14:06	0.0	0.0	14:06	0.0	0.0	-
14:07	0.0	0.0	14:07	0.0	0.0	-
14:08	0.0	0.0	14:08	0.0	0.0	-
14:09	0.0	0.0	14:09	0.0	0.0	-
14:10	0.0	0.0	14:10	0.0	0.0	-
14:11	0.0	0.0	14:11	0.0	0.0	-
14:12	0.0	0.0	14:12	0.0	0.0	-
14:13	0.0	0.0	14:13	0.0	0.0	-
14:14	0.0	0.0	14:14	0.0	0.0	-
14:15	0.0	0.0	14:15	0.0	0.0	-
14:16	0.0	0.0	14:16	0.0	0.0	-
14:17	0.0	0.0	14:17	0.0	0.0	-
14:18	0.0	0.0	14:18	0.0	0.0	-
14:19	0.0	0.0	14:19	0.0	0.0	-
14:20	0.0	0.0	14:20	0.0	0.0	-
14:21	0.0	0.0	14:21	0.0	0.0	-
14:22	0.0	0.0	14:22	0.0	0.0	-
14:23	0.0	0.0	14:23	0.0	0.0	-
14:24	0.0	0.0	14:24	0.0	0.0	-
14:25	0.0	0.0	14:25	0.0	0.0	-
14:26	0.0	0.0	14:26	0.0	0.0	-
14:27	0.0	0.0	14:27	0.0	0.0	-

Grand Union Bowling Alley Site
BCP #360222
150 Westchester Avenue, Port Chester
October 7, 2024

PID DATA						
Upwind			Downwind			
Time	Concentration (ppm)	15-Min Avg Concentration (ppm)	Time	Concentration (ppm)	15-Min Avg Concentration (ppm)	Exceeds VOC Alarm Limit
14:28	0.0	0.0	14:28	0.0	0.0	-
14:29	0.0	0.0	14:29	0.0	0.0	-
14:30	0.0	0.0	14:30	0.0	0.0	-
14:31	0.0	0.0	14:31	0.0	0.0	-
14:32	0.0	0.0	14:32	0.0	0.0	-
14:33	0.0	0.0	14:33	0.0	0.0	-
14:34	0.0	0.0	14:34	0.0	0.0	-
14:35	0.0	0.0	14:35	0.0	0.0	-
14:36	0.0	0.0	14:36	0.0	0.0	-
14:37	0.0	0.0	14:37	0.0	0.0	-
14:38	0.0	0.0	14:38	0.0	0.0	-
14:39	0.0	0.0	14:39	0.0	0.0	-
14:40	0.0	0.0	14:40	0.0	0.0	-
14:41	0.0	0.0	14:41	0.0	0.0	-
14:42	0.0	0.0	14:42	0.0	0.0	-
14:43	0.0	0.0	14:43	0.0	0.0	-
14:44	0.0	0.0	14:44	0.0	0.0	-
14:45	0.0	0.0	14:45	0.0	0.0	-
14:46	0.0	0.0	14:46	0.0	0.0	-
14:47	0.0	0.0	14:47	0.0	0.0	-
14:48	0.0	0.0	14:48	0.0	0.0	-
14:49	0.0	0.0	14:49	0.0	0.0	-
14:50	0.0	0.0	14:50	0.0	0.0	-
14:51	0.0	0.0	14:51	0.0	0.0	-
14:52	0.0	0.0	14:52	0.0	0.0	-
14:53	0.0	0.0	14:53	0.0	0.0	-
14:54	0.0	0.0	14:54	0.0	0.0	-
14:55	0.0	0.0	14:55	0.0	0.0	-
14:56	0.0	0.0	14:56	0.0	0.0	-
14:57	0.0	0.0	14:57	0.0	0.0	-
14:58	0.0	0.0	14:58	0.0	0.0	-
14:59	0.0	0.0	14:59	0.0	0.0	-
15:00	0.0	0.0	15:00	0.0	0.0	-
15:01	0.0	0.0	15:01	0.0	0.0	-
15:02	0.0	0.0	15:02	0.0	0.0	-
15:03	0.0	0.0	15:03	0.0	0.0	-
15:04	0.0	0.0	15:04	0.0	0.0	-
15:05	0.0	0.0	15:05	0.0	0.0	-
15:06	0.0	0.0	15:06	0.0	0.0	-
15:07	0.0	0.0	15:07	0.0	0.0	-
15:08	0.0	0.0	15:08	0.0	0.0	-
15:09	0.0	0.0	15:09	0.0	0.0	-
15:10	0.0	0.0	15:10	0.0	0.0	-
15:11	0.0	0.0	15:11	0.0	0.0	-
15:12	0.0	0.0	15:12	0.0	0.0	-
15:13	0.0	0.0	15:13	0.0	0.0	-
15:14	0.0	0.0	15:14	0.0	0.0	-
15:15	0.0	0.0	15:15	0.0	0.0	-
15:16	0.0	0.0	15:16	0.0	0.0	-

Grand Union Bowling Alley Site
BCP #360222
150 Westchester Avenue, Port Chester
October 7, 2024

PID DATA						
Upwind			Downwind			
Time	Concentration (ppm)	15-Min Avg Concentration (ppm)	Time	Concentration (ppm)	15-Min Avg Concentration (ppm)	Exceeds VOC Alarm Limit
15:17	0.0	0.0	15:17	0.0	0.0	-

SESI CONSULTING ENGINEERS

959 US-46 Floor 3, Suite 300 - Parsippany-Troy Hills, NJ

DAILY AIR MONITORING REPORT
150 Westchester Avenue
Port Chester, New York

10/08/2024

Rev. No. 0 | Page 1 of 2

Project Number: 11895A

Dust Action Level: 150 µg/m^3

VOC Action Level: 5 ppm

Weather Data Range for Work Day		Wind Direction	NW	Relative Humidity (%)	33.0 - 86.0	Daily Rain Total (in)	0.00	Readings in the summary table and graphs below are the reported downwind concentrations.
Temperature (°F)	51.0 - 67.0	Wind Speed (MPH)	1.3 - 6.7	Barometer (inHg)	29.90 - 29.90	Avg. Dew Point Temp (°F)	44.9	

Station Location	Daily Avg. Dust Concentration (µg/m^3)	Max 15-Min Dust Concentration (µg/m^3)	Time of Max Dust Reading	Daily Avg. VOC Concentration (ppm)	Max 15-Min VOC Concentration (ppm)	Time of Max VOC Reading
Upwind	6.1	29.8	8:56	0.0	0.0	8:26
Downwind	-11.2	-2.7	8:27	0.0	0.0	8:27

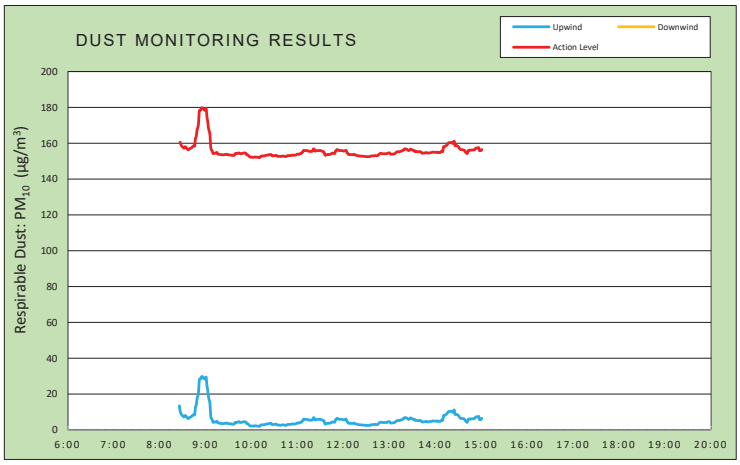

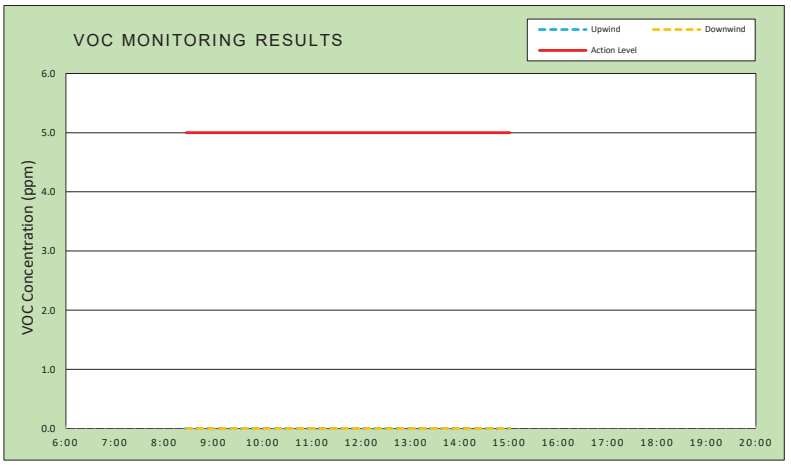

Air Monitoring Notes:

Weather Notes:

EMILCOTT
A Triumvirate Environmental Company

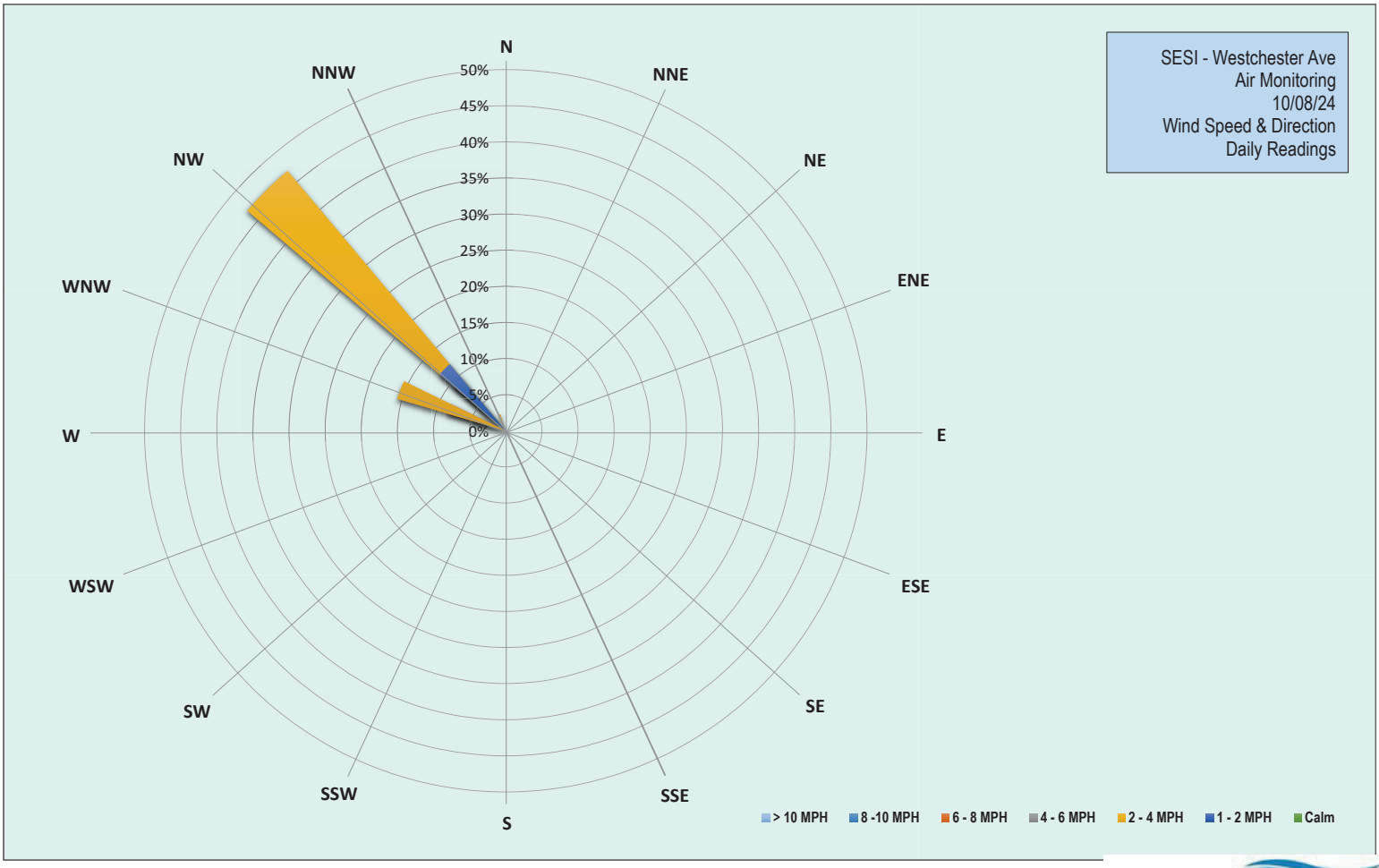

EMILCOTT
A Triumvirate Environmental Company

Grand Union Bowling Alley Site
BCP #360222
150 Westchester Avenue, Port Chester
October 8, 2024

Tuesday, October 8, 2024						
Number of Instances Where Downwind Particulates Exceeds Upwind Particulate + 150 =						0
Number of Comparable Data Points =						395
Start Time:						8:11
End Time:						15:01
PARTICULATE DATA						
Upwind			Downwind			Exceeds Particulate Alarm Limit
Time	Concentration (ug/m^3)	15-Min Avg Concentration (ug/m^3)	Time	Concentration (ug/m^3)	15-Min Avg Concentration (ug/m^3)	
8:11	21.4	-	8:11	-	-	-
8:12	46.2	-	8:12	-2.0	-	-
8:13	24.6	-	8:13	-3.0	-	-
8:14	15.4	-	8:14	-3.0	-	-
8:15	8.4	-	8:15	-2.8	-	-
8:16	10.2	-	8:16	-3.0	-	-
8:17	17.0	-	8:17	-2.8	-	-
8:18	13.4	-	8:18	-2.8	-	-
8:19	11.6	-	8:19	-2.3	-	-
8:20	9.8	-	8:20	-2.0	-	-
8:21	13.8	-	8:21	-2.3	-	-
8:22	11.4	-	8:22	-1.5	-	-
8:23	9.6	-	8:23	-2.3	-	-
8:24	5.0	-	8:24	-3.0	-	-
8:25	2.8	-	8:25	-3.0	-	-
8:26	2.6	13.5	8:26	-3.5	-	-
8:27	3.0	10.6	8:27	-4.0	-2.7	-
8:28	5.2	9.3	8:28	-3.3	-2.8	-
8:29	3.0	8.5	8:29	-3.8	-2.8	-
8:30	2.0	8.0	8:30	-3.8	-2.9	-
8:31	6.0	7.7	8:31	-3.5	-2.9	-
8:32	8.2	7.2	8:32	-4.3	-3.0	-
8:33	25.2	7.9	8:33	-4.5	-3.1	-
8:34	12.2	8.0	8:34	-4.8	-3.3	-
8:35	3.2	7.5	8:35	-3.8	-3.4	-
8:36	4.4	6.9	8:36	-4.5	-3.6	-
8:37	4.6	6.5	8:37	-4.5	-3.8	-
8:38	8.2	6.4	8:38	-5.0	-3.9	-
8:39	12.4	6.9	8:39	-5.0	-4.1	-
8:40	6.0	7.1	8:40	-4.8	-4.2	-
8:41	4.8	7.2	8:41	-3.8	-4.2	-
8:42	8.2	7.6	8:42	-5.0	-4.3	-
8:43	11.8	8.0	8:43	-4.8	-4.4	-
8:44	8.8	8.4	8:44	-4.8	-4.4	-
8:45	3.2	8.5	8:45	-3.5	-4.4	-
8:46	4.0	8.3	8:46	-4.5	-4.5	-
8:47	74.8	12.8	8:47	-3.3	-4.4	-
8:48	39.6	13.7	8:48	-4.5	-4.4	-
8:49	61.8	17.1	8:49	-4.3	-4.4	-
8:50	28.8	18.8	8:50	-4.5	-4.4	-
8:51	35.8	20.9	8:51	-4.8	-4.5	-

Grand Union Bowling Alley Site
BCP #360222
150 Westchester Avenue, Port Chester
October 8, 2024

PARTICULATE DATA						
Upwind			Downwind			Exceeds Particulate Alarm Limit
Time	Concentration (ug/m^3)	15-Min Avg Concentration (ug/m^3)	Time	Concentration (ug/m^3)	15-Min Avg Concentration (ug/m^3)	
8:52	110.2	27.9	8:52	-4.5	-4.5	-
8:53	18.4	28.6	8:53	-5.3	-4.5	-
8:54	12.2	28.6	8:54	-4.3	-4.4	-
8:55	23.6	29.7	8:55	-5.0	-4.4	-
8:56	5.4	29.8	8:56	-4.0	-4.5	-
8:57	3.2	29.4	8:57	-5.5	-4.5	-
8:58	2.6	28.8	8:58	-6.0	-4.6	-
8:59	2.2	28.4	8:59	-5.8	-4.6	-
9:00	6.6	28.6	9:00	-4.3	-4.7	-
9:01	16.4	29.4	9:01	-4.8	-4.7	-
9:02	3.8	24.7	9:02	-5.5	-4.9	-
9:03	3.2	22.3	9:03	-5.8	-4.9	-
9:04	5.0	18.5	9:04	-5.3	-5.0	-
9:05	3.0	16.8	9:05	-5.5	-5.1	-
9:06	2.6	14.6	9:06	-4.0	-5.0	-
9:07	2.8	7.4	9:07	-5.5	-5.1	-
9:08	2.0	6.3	9:08	-7.0	-5.2	-
9:09	2.0	5.6	9:09	-6.5	-5.4	-
9:10	3.0	4.3	9:10	-6.3	-5.4	-
9:11	6.0	4.3	9:11	-6.0	-5.6	-
9:12	4.8	4.4	9:12	-5.3	-5.6	-
9:13	3.6	4.5	9:13	-6.8	-5.6	-
9:14	5.5	4.7	9:14	-5.8	-5.6	-
9:15	9.5	4.9	9:15	-6.8	-5.8	-
9:16	3.0	4.0	9:16	-5.5	-5.8	-
9:17	3.0	3.9	9:17	-6.0	-5.9	-
9:18	1.8	3.8	9:18	-6.0	-5.9	-
9:19	2.8	3.7	9:19	-4.5	-5.8	-
9:20	2.8	3.7	9:20	-5.8	-5.8	-
9:21	2.0	3.6	9:21	-7.0	-6.0	-
9:22	1.0	3.5	9:22	-7.5	-6.2	-
9:23	2.8	3.6	9:23	-6.5	-6.1	-
9:24	1.8	3.5	9:24	-6.8	-6.2	-
9:25	5.0	3.7	9:25	-7.5	-6.2	-
9:26	6.5	3.7	9:26	-6.8	-6.3	-
9:27	5.3	3.7	9:27	-7.0	-6.4	-
9:28	6.0	3.9	9:28	-7.3	-6.4	-
9:29	2.3	3.7	9:29	-7.3	-6.5	-
9:30	7.3	3.5	9:30	-4.0	-6.4	-
9:31	3.0	3.5	9:31	-6.8	-6.4	-
9:32	1.5	3.4	9:32	-8.0	-6.6	-
9:33	1.8	3.4	9:33	-7.8	-6.7	-
9:34	1.0	3.3	9:34	-6.5	-6.8	-
9:35	1.5	3.2	9:35	-6.3	-6.9	-
9:36	1.5	3.2	9:36	-7.0	-6.9	-
9:37	3.3	3.4	9:37	-7.0	-6.8	-
9:38	2.8	3.4	9:38	-7.5	-6.9	-
9:39	15.5	4.3	9:39	-7.3	-6.9	-

Grand Union Bowling Alley Site
BCP #360222
150 Westchester Avenue, Port Chester
October 8, 2024

PARTICULATE DATA						
Upwind			Downwind			Exceeds Particulate Alarm Limit
Time	Concentration (ug/m^3)	15-Min Avg Concentration (ug/m^3)	Time	Concentration (ug/m^3)	15-Min Avg Concentration (ug/m^3)	
9:40	4.8	4.3	9:40	-7.8	-6.9	-
9:41	5.5	4.2	9:41	-7.8	-7.0	-
9:42	9.3	4.5	9:42	-7.3	-7.0	-
9:43	6.5	4.5	9:43	-6.8	-7.0	-
9:44	4.0	4.6	9:44	-6.8	-7.0	-
9:45	1.8	4.2	9:45	-7.0	-7.2	-
9:46	1.8	4.2	9:46	-8.5	-7.3	-
9:47	3.3	4.3	9:47	-8.3	-7.3	-
9:48	1.8	4.3	9:48	-8.3	-7.3	-
9:49	4.3	4.5	9:49	-9.0	-7.5	-
9:50	1.5	4.5	9:50	-9.3	-7.7	-
9:51	3.5	4.6	9:51	-9.0	-7.8	-
9:52	1.3	4.5	9:52	-8.8	-7.9	-
9:53	1.0	4.4	9:53	-8.0	-8.0	-
9:54	3.3	3.6	9:54	-7.5	-8.0	-
9:55	2.8	3.4	9:55	-8.5	-8.0	-
9:56	3.3	3.3	9:56	-8.8	-8.1	-
9:57	1.8	2.8	9:57	-9.3	-8.2	-
9:58	1.0	2.4	9:58	-9.5	-8.4	-
9:59	0.8	2.2	9:59	-10.0	-8.6	-
10:00	2.3	2.2	10:00	-9.8	-8.8	-
10:01	2.3	2.3	10:01	-9.5	-8.9	-
10:02	1.8	2.2	10:02	-9.5	-9.0	-
10:03	1.5	2.1	10:03	-8.8	-9.0	-
10:04	7.0	2.3	10:04	-9.3	-9.0	-
10:05	1.8	2.3	10:05	-9.5	-9.0	-
10:06	1.8	2.2	10:06	-9.0	-9.0	-
10:07	1.3	2.2	10:07	-9.5	-9.1	-
10:08	1.0	2.2	10:08	-9.8	-9.2	-
10:09	1.5	2.1	10:09	-9.8	-9.4	-
10:10	1.8	2.0	10:10	-9.8	-9.4	-
10:11	2.0	2.0	10:11	-10.5	-9.6	-
10:12	11.8	2.6	10:12	-10.3	-9.6	-
10:13	3.3	2.8	10:13	-10.0	-9.7	-
10:14	2.8	2.9	10:14	-10.5	-9.7	-
10:15	2.8	2.9	10:15	-10.0	-9.7	-
10:16	1.8	2.9	10:16	-9.8	-9.7	-
10:17	1.5	2.9	10:17	-9.5	-9.7	-
10:18	4.8	3.1	10:18	-9.8	-9.8	-
10:19	9.3	3.3	10:19	-9.8	-9.8	-
10:20	2.5	3.3	10:20	-10.0	-9.9	-
10:21	2.8	3.4	10:21	-10.8	-10.0	-
10:22	1.5	3.4	10:22	-10.0	-10.0	-
10:23	4.3	3.6	10:23	-11.3	-10.1	-
10:24	2.3	3.7	10:24	-11.0	-10.2	-
10:25	1.8	3.7	10:25	-10.5	-10.2	-
10:26	2.3	3.7	10:26	-11.0	-10.3	-
10:27	1.8	3.0	10:27	-10.8	-10.3	-

Grand Union Bowling Alley Site
BCP #360222
150 Westchester Avenue, Port Chester
October 8, 2024

PARTICULATE DATA						
Upwind			Downwind			Exceeds Particulate Alarm Limit
Time	Concentration (ug/m^3)	15-Min Avg Concentration (ug/m^3)	Time	Concentration (ug/m^3)	15-Min Avg Concentration (ug/m^3)	
10:28	3.0	3.0	10:28	-9.8	-10.3	-
10:29	3.5	3.0	10:29	-10.5	-10.3	-
10:30	3.8	3.1	10:30	-10.3	-10.3	-
10:31	2.0	3.1	10:31	-10.8	-10.4	-
10:32	3.5	3.3	10:32	-10.8	-10.5	-
10:33	2.8	3.1	10:33	-11.5	-10.6	-
10:34	3.3	2.7	10:34	-11.0	-10.7	-
10:35	2.3	2.7	10:35	-11.0	-10.7	-
10:36	2.8	2.7	10:36	-11.3	-10.8	-
10:37	2.3	2.8	10:37	-11.8	-10.9	-
10:38	2.3	2.6	10:38	-11.3	-10.9	-
10:39	2.8	2.7	10:39	-11.5	-10.9	-
10:40	4.3	2.8	10:40	-11.0	-10.9	-
10:41	2.8	2.9	10:41	-10.8	-10.9	-
10:42	1.5	2.8	10:42	-11.3	-11.0	-
10:43	1.8	2.8	10:43	-10.8	-11.0	-
10:44	2.3	2.7	10:44	-10.0	-11.0	-
10:45	2.0	2.6	10:45	-11.0	-11.0	-
10:46	4.3	2.7	10:46	-11.0	-11.1	-
10:47	8.5	3.0	10:47	-11.3	-11.1	-
10:48	3.0	3.1	10:48	-12.0	-11.1	-
10:49	4.3	3.1	10:49	-11.3	-11.1	-
10:50	2.3	3.1	10:50	-11.8	-11.2	-
10:51	2.5	3.1	10:51	-11.3	-11.2	-
10:52	3.5	3.2	10:52	-11.3	-11.2	-
10:53	4.3	3.3	10:53	-11.8	-11.2	-
10:54	4.3	3.4	10:54	-11.8	-11.2	-
10:55	2.0	3.3	10:55	-11.5	-11.2	-
10:56	3.0	3.3	10:56	-11.5	-11.3	-
10:57	3.0	3.4	10:57	-11.5	-11.3	-
10:58	2.0	3.4	10:58	-11.8	-11.4	-
10:59	6.3	3.7	10:59	-11.8	-11.5	-
11:00	5.0	3.9	11:00	-11.5	-11.5	-
11:01	4.8	3.9	11:01	-12.0	-11.6	-
11:02	7.0	3.8	11:02	-12.0	-11.6	-
11:03	7.5	4.1	11:03	-12.0	-11.6	-
11:04	5.8	4.2	11:04	-12.3	-11.7	-
11:05	2.5	4.2	11:05	-11.3	-11.7	-
11:06	11.3	4.8	11:06	-12.3	-11.7	-
11:07	6.3	5.0	11:07	-10.5	-11.7	-
11:08	19.8	6.0	11:08	-12.8	-11.8	-
11:09	2.8	5.9	11:09	-12.5	-11.8	-
11:10	2.5	6.0	11:10	-12.8	-11.9	-
11:11	2.3	5.9	11:11	-11.0	-11.9	-
11:12	2.3	5.9	11:12	-12.5	-11.9	-
11:13	3.3	5.9	11:13	-12.8	-12.0	-
11:14	2.8	5.7	11:14	-12.8	-12.1	-
11:15	2.3	5.5	11:15	-12.3	-12.1	-

Grand Union Bowling Alley Site
BCP #360222
150 Westchester Avenue, Port Chester
October 8, 2024

PARTICULATE DATA						
Upwind			Downwind			Exceeds Particulate Alarm Limit
Time	Concentration (ug/m^3)	15-Min Avg Concentration (ug/m^3)	Time	Concentration (ug/m^3)	15-Min Avg Concentration (ug/m^3)	
11:16	4.0	5.5	11:16	-12.5	-12.1	-
11:17	8.0	5.5	11:17	-12.8	-12.2	-
11:18	5.5	5.4	11:18	-12.5	-12.2	-
11:19	7.0	5.5	11:19	-12.3	-12.2	-
11:20	6.0	5.7	11:20	-12.3	-12.3	-
11:21	26.5	6.7	11:21	-13.0	-12.3	-
11:22	7.3	6.8	11:22	-11.8	-12.4	-
11:23	2.3	5.6	11:23	-13.0	-12.4	-
11:24	4.5	5.8	11:24	-13.0	-12.5	-
11:25	3.3	5.8	11:25	-13.0	-12.5	-
11:26	4.3	5.9	11:26	-13.0	-12.6	-
11:27	2.5	6.0	11:27	-13.0	-12.7	-
11:28	2.5	5.9	11:28	-13.0	-12.7	-
11:29	2.8	5.9	11:29	-13.0	-12.7	-
11:30	3.0	6.0	11:30	-11.8	-12.7	-
11:31	2.0	5.8	11:31	-12.8	-12.7	-
11:32	4.5	5.6	11:32	-13.5	-12.7	-
11:33	4.5	5.5	11:33	-13.5	-12.8	-
11:34	2.5	5.2	11:34	-12.5	-12.8	-
11:35	3.3	5.0	11:35	-13.3	-12.9	-
11:36	3.3	3.5	11:36	-13.3	-12.9	-
11:37	4.3	3.3	11:37	-13.5	-13.0	-
11:38	7.0	3.6	11:38	-13.3	-13.0	-
11:39	5.0	3.6	11:39	-13.3	-13.0	-
11:40	5.8	3.8	11:40	-13.0	-13.0	-
11:41	2.5	3.7	11:41	-14.0	-13.1	-
11:42	3.5	3.8	11:42	-12.8	-13.1	-
11:43	3.8	3.8	11:43	-13.5	-13.1	-
11:44	3.8	3.9	11:44	-13.3	-13.1	-
11:45	9.8	4.4	11:45	-12.8	-13.2	-
11:46	4.3	4.5	11:46	-13.3	-13.2	-
11:47	3.0	4.4	11:47	-13.8	-13.3	-
11:48	3.0	4.3	11:48	-12.8	-13.2	-
11:49	3.3	4.4	11:49	-13.0	-13.2	-
11:50	23.5	5.7	11:50	-14.0	-13.3	-
11:51	6.3	5.9	11:51	-14.0	-13.3	-
11:52	13.5	6.5	11:52	-13.0	-13.3	-
11:53	2.8	6.2	11:53	-12.8	-13.3	-
11:54	2.5	6.1	11:54	-12.3	-13.2	-
11:55	3.0	5.9	11:55	-13.0	-13.2	-
11:56	3.5	6.0	11:56	-13.5	-13.2	-
11:57	3.5	6.0	11:57	-14.0	-13.3	-
11:58	3.3	5.9	11:58	-12.8	-13.2	-
11:59	3.0	5.9	11:59	-14.0	-13.3	-
12:00	7.0	5.7	12:00	-13.8	-13.3	-
12:01	3.8	5.7	12:01	-13.8	-13.4	-
12:02	5.3	5.8	12:02	-14.3	-13.4	-
12:03	4.8	5.9	12:03	-14.3	-13.5	-

Grand Union Bowling Alley Site
BCP #360222
150 Westchester Avenue, Port Chester
October 8, 2024

PARTICULATE DATA						
Upwind			Downwind			Exceeds Particulate Alarm Limit
Time	Concentration (ug/m^3)	15-Min Avg Concentration (ug/m^3)	Time	Concentration (ug/m^3)	15-Min Avg Concentration (ug/m^3)	
12:04	4.3	6.0	12:04	-14.3	-13.6	-
12:05	3.3	4.6	12:05	-14.0	-13.6	-
12:06	2.3	4.4	12:06	-8.0	-13.2	-
12:07	3.5	3.7	12:07	-13.5	-13.2	-
12:08	3.0	3.7	12:08	-12.8	-13.2	-
12:09	2.0	3.7	12:09	-13.5	-13.3	-
12:10	3.5	3.7	12:10	-13.8	-13.3	-
12:11	2.5	3.7	12:11	-13.5	-13.3	-
12:12	3.0	3.6	12:12	-10.3	-13.1	-
12:13	5.0	3.7	12:13	-10.3	-12.9	-
12:14	5.0	3.9	12:14	-12.8	-12.8	-
12:15	2.3	3.6	12:15	-12.8	-12.8	-
12:16	2.0	3.4	12:16	-13.8	-12.8	-
12:17	3.8	3.3	12:17	-13.0	-12.7	-
12:18	2.5	3.2	12:18	-13.0	-12.6	-
12:19	2.3	3.1	12:19	-14.3	-12.6	-
12:20	2.3	3.0	12:20	-14.8	-12.7	-
12:21	1.8	3.0	12:21	-14.5	-13.1	-
12:22	2.3	2.9	12:22	-14.5	-13.2	-
12:23	2.3	2.8	12:23	-14.3	-13.3	-
12:24	2.5	2.9	12:24	-14.5	-13.3	-
12:25	2.0	2.8	12:25	-14.3	-13.4	-
12:26	2.3	2.7	12:26	-14.5	-13.4	-
12:27	2.8	2.7	12:27	-14.3	-13.7	-
12:28	4.3	2.7	12:28	-14.8	-14.0	-
12:29	3.0	2.5	12:29	-13.3	-14.0	-
12:30	2.3	2.5	12:30	-14.3	-14.1	-
12:31	2.0	2.5	12:31	-14.3	-14.2	-
12:32	3.5	2.5	12:32	-14.5	-14.3	-
12:33	2.8	2.5	12:33	-14.3	-14.3	-
12:34	2.0	2.5	12:34	-14.0	-14.3	-
12:35	3.5	2.6	12:35	-14.0	-14.3	-
12:36	5.5	2.9	12:36	-14.3	-14.3	-
12:37	3.0	2.9	12:37	-14.8	-14.3	-
12:38	3.0	3.0	12:38	-14.0	-14.3	-
12:39	2.8	3.0	12:39	-15.0	-14.3	-
12:40	2.8	3.0	12:40	-14.5	-14.3	-
12:41	2.8	3.1	12:41	-14.3	-14.3	-
12:42	4.3	3.2	12:42	-14.5	-14.3	-
12:43	2.5	3.0	12:43	-14.8	-14.3	-
12:44	2.8	3.0	12:44	-14.5	-14.4	-
12:45	3.0	3.1	12:45	-13.3	-14.3	-
12:46	8.5	3.5	12:46	-13.5	-14.3	-
12:47	10.3	4.0	12:47	-14.3	-14.3	-
12:48	6.8	4.2	12:48	-15.0	-14.3	-
12:49	3.5	4.3	12:49	-15.0	-14.4	-
12:50	3.5	4.3	12:50	-14.8	-14.4	-
12:51	2.8	4.1	12:51	-15.0	-14.5	-

Grand Union Bowling Alley Site
BCP #360222
150 Westchester Avenue, Port Chester
October 8, 2024

PARTICULATE DATA						
Upwind			Downwind			Exceeds Particulate Alarm Limit
Time	Concentration (ug/m^3)	15-Min Avg Concentration (ug/m^3)	Time	Concentration (ug/m^3)	15-Min Avg Concentration (ug/m^3)	
12:52	3.0	4.1	12:52	-14.8	-14.5	-
12:53	3.3	4.2	12:53	-15.0	-14.5	-
12:54	2.8	4.2	12:54	-14.5	-14.5	-
12:55	2.8	4.2	12:55	-14.5	-14.5	-
12:56	3.3	4.2	12:56	-14.5	-14.5	-
12:57	3.8	4.2	12:57	-14.3	-14.5	-
12:58	6.3	4.4	12:58	-15.0	-14.5	-
12:59	5.0	4.6	12:59	-15.0	-14.6	-
13:00	5.0	4.7	13:00	-14.8	-14.7	-
13:01	3.3	4.3	13:01	-14.8	-14.7	-
13:02	3.8	3.9	13:02	-14.5	-14.8	-
13:03	6.0	3.9	13:03	-14.8	-14.7	-
13:04	4.3	3.9	13:04	-14.3	-14.7	-
13:05	4.0	3.9	13:05	-12.8	-14.6	-
13:06	4.0	4.0	13:06	-14.0	-14.5	-
13:07	5.5	4.2	13:07	-14.0	-14.4	-
13:08	6.5	4.4	13:08	-14.5	-14.4	-
13:09	9.3	4.8	13:09	-13.8	-14.4	-
13:10	7.5	5.2	13:10	-15.0	-14.4	-
13:11	5.3	5.3	13:11	-14.5	-14.4	-
13:12	3.3	5.3	13:12	-14.3	-14.4	-
13:13	4.8	5.2	13:13	-14.0	-14.3	-
13:14	8.3	5.4	13:14	-14.3	-14.3	-
13:15	6.5	5.5	13:15	-14.8	-14.3	-
13:16	6.0	5.7	13:16	-13.8	-14.2	-
13:17	6.5	5.8	13:17	-14.0	-14.2	-
13:18	11.0	6.2	13:18	-14.3	-14.1	-
13:19	4.0	6.2	13:19	-13.3	-14.1	-
13:20	14.5	6.9	13:20	-14.8	-14.2	-
13:21	3.8	6.8	13:21	-14.3	-14.2	-
13:22	5.0	6.8	13:22	-14.5	-14.3	-
13:23	4.3	6.7	13:23	-14.8	-14.3	-
13:24	3.3	6.3	13:24	-13.8	-14.3	-
13:25	4.0	6.0	13:25	-13.8	-14.2	-
13:26	4.0	5.9	13:26	-14.8	-14.2	-
13:27	9.8	6.4	13:27	-14.0	-14.2	-
13:28	10.5	6.8	13:28	-13.8	-14.2	-
13:29	3.0	6.4	13:29	-14.5	-14.2	-
13:30	5.5	6.3	13:30	-14.5	-14.2	-
13:31	2.5	6.1	13:31	-14.3	-14.2	-
13:32	4.5	6.0	13:32	-14.5	-14.2	-
13:33	3.5	5.5	13:33	-14.5	-14.3	-
13:34	7.8	5.7	13:34	-14.0	-14.3	-
13:35	8.5	5.3	13:35	-14.0	-14.3	-
13:36	4.5	5.4	13:36	-14.8	-14.3	-
13:37	3.8	5.3	13:37	-14.5	-14.3	-
13:38	3.0	5.2	13:38	-14.8	-14.3	-
13:39	4.3	5.3	13:39	-14.3	-14.3	-

Grand Union Bowling Alley Site
BCP #360222
150 Westchester Avenue, Port Chester
October 8, 2024

PARTICULATE DATA						
Upwind			Downwind			Exceeds Particulate Alarm Limit
Time	Concentration (ug/m^3)	15-Min Avg Concentration (ug/m^3)	Time	Concentration (ug/m^3)	15-Min Avg Concentration (ug/m^3)	
13:40	4.8	5.3	13:40	-15.0	-14.4	-
13:41	3.3	5.3	13:41	-14.5	-14.4	-
13:42	3.8	4.9	13:42	-14.8	-14.4	-
13:43	4.0	4.4	13:43	-15.0	-14.5	-
13:44	4.3	4.5	13:44	-14.5	-14.5	-
13:45	4.5	4.5	13:45	-14.5	-14.5	-
13:46	4.8	4.6	13:46	-12.0	-14.4	-
13:47	5.0	4.6	13:47	-14.3	-14.4	-
13:48	3.5	4.6	13:48	-14.3	-14.3	-
13:49	10.8	4.8	13:49	-14.5	-14.4	-
13:50	4.3	4.6	13:50	-13.8	-14.4	-
13:51	3.3	4.5	13:51	-14.5	-14.3	-
13:52	4.5	4.5	13:52	-14.3	-14.3	-
13:53	5.0	4.7	13:53	-14.5	-14.3	-
13:54	6.0	4.8	13:54	-15.0	-14.4	-
13:55	5.0	4.8	13:55	-14.8	-14.3	-
13:56	5.0	4.9	13:56	-14.8	-14.4	-
13:57	6.3	5.1	13:57	-14.3	-14.3	-
13:58	3.5	5.0	13:58	-14.8	-14.3	-
13:59	3.3	5.0	13:59	-14.5	-14.3	-
14:00	3.5	4.9	14:00	-13.8	-14.3	-
14:01	5.3	4.9	14:01	-14.8	-14.4	-
14:02	4.3	4.9	14:02	-14.8	-14.5	-
14:03	6.8	5.1	14:03	-14.3	-14.5	-
14:04	6.5	4.8	14:04	-14.8	-14.5	-
14:05	3.5	4.8	14:05	-14.8	-14.6	-
14:06	3.8	4.8	14:06	-14.8	-14.6	-
14:07	5.3	4.9	14:07	-14.5	-14.6	-
14:08	14.8	5.5	14:08	-14.8	-14.6	-
14:09	4.0	5.4	14:09	-13.8	-14.5	-
14:10	4.3	5.3	14:10	-13.8	-14.5	-
14:11	45.5	8.0	14:11	-14.5	-14.4	-
14:12	8.8	8.2	14:12	-14.8	-14.5	-
14:13	4.5	8.3	14:13	-13.3	-14.4	-
14:14	7.5	8.5	14:14	-14.0	-14.3	-
14:15	9.0	8.9	14:15	-14.3	-14.4	-
14:16	12.0	9.4	14:16	-14.0	-14.3	-
14:17	14.3	10.0	14:17	-14.8	-14.3	-
14:18	11.3	10.3	14:18	-14.8	-14.4	-
14:19	5.8	10.3	14:19	-14.0	-14.3	-
14:20	5.5	10.4	14:20	-14.5	-14.3	-
14:21	4.5	10.5	14:21	-15.0	-14.3	-
14:22	4.8	10.4	14:22	-14.8	-14.3	-
14:23	6.5	9.9	14:23	-15.3	-14.4	-
14:24	13.0	10.5	14:24	-14.5	-14.4	-
14:25	13.8	11.1	14:25	-14.8	-14.5	-
14:26	9.0	8.7	14:26	-14.8	-14.5	-
14:27	7.8	8.6	14:27	-14.5	-14.5	-

Grand Union Bowling Alley Site
BCP #360222
150 Westchester Avenue, Port Chester
October 8, 2024

PARTICULATE DATA						
Upwind			Downwind			Exceeds Particulate Alarm Limit
Time	Concentration (ug/m^3)	15-Min Avg Concentration (ug/m^3)	Time	Concentration (ug/m^3)	15-Min Avg Concentration (ug/m^3)	
14:28	6.5	8.7	14:28	-14.5	-14.6	-
14:29	4.5	8.5	14:29	-14.5	-14.6	-
14:30	4.3	8.2	14:30	-14.8	-14.6	-
14:31	4.8	7.7	14:31	-14.8	-14.7	-
14:32	3.5	7.0	14:32	-14.5	-14.7	-
14:33	4.5	6.6	14:33	-14.5	-14.6	-
14:34	4.0	6.5	14:34	-15.0	-14.7	-
14:35	4.5	6.4	14:35	-14.3	-14.7	-
14:36	4.0	6.4	14:36	-14.5	-14.7	-
14:37	3.8	6.3	14:37	-14.3	-14.6	-
14:38	4.8	6.2	14:38	-15.0	-14.6	-
14:39	3.5	5.5	14:39	-14.8	-14.6	-
14:40	3.8	4.9	14:40	-14.8	-14.6	-
14:41	4.0	4.5	14:41	-14.5	-14.6	-
14:42	3.3	4.2	14:42	-14.8	-14.6	-
14:43	30.8	5.9	14:43	-14.0	-14.6	-
14:44	4.8	5.9	14:44	-14.8	-14.6	-
14:45	9.3	6.2	14:45	-14.3	-14.6	-
14:46	3.8	6.1	14:46	-14.0	-14.5	-
14:47	3.3	6.1	14:47	-14.0	-14.5	-
14:48	6.3	6.2	14:48	-14.3	-14.5	-
14:49	4.0	6.2	14:49	-14.8	-14.5	-
14:50	5.0	6.3	14:50	-14.8	-14.5	-
14:51	4.3	6.3	14:51	-14.5	-14.5	-
14:52	9.0	6.6	14:52	-15.0	-14.5	-
14:53	13.0	7.2	14:53	-15.0	-14.5	-
14:54	5.5	7.3	14:54	-14.5	-14.5	-
14:55	3.5	7.3	14:55	-14.3	-14.5	-
14:56	3.5	7.3	14:56	-14.5	-14.5	-
14:57	7.3	7.5	14:57	-14.3	-14.5	-
14:58	5.3	5.8	14:58	-13.8	-14.4	-
14:59	8.0	6.1	14:59	-14.3	-14.4	-
15:00	6.8	5.9	15:00	-13.5	-14.4	-
15:01	13.0	6.5	15:01	-13.5	-14.3	-

Grand Union Bowling Alley Site
BCP #360222
150 Westchester Avenue, Port Chester
October 8, 2024

Tuesday, October 8, 2024						
				Number of Instances Where Downwind VOCs Exceeds Upwind VOCs + 5 =		0
				Number of Comparable Data Points =		395
				Start Time:		8:11
				End Time:		15:01
PID DATA						
Upwind			Downwind			
Time	Concentration (ppm)	15-Min Avg Concentration (ppm)	Time	Concentration (ppm)	15-Min Avg Concentration (ppm)	Exceeds VOC Alarm Limit
8:11	0.0	-	8:11	-	-	-
8:12	0.0	-	8:12	0.0	-	-
8:13	0.0	-	8:13	0.0	-	-
8:14	0.0	-	8:14	0.0	-	-
8:15	0.0	-	8:15	0.0	-	-
8:16	0.0	-	8:16	0.0	-	-
8:17	0.0	-	8:17	0.0	-	-
8:18	0.0	-	8:18	0.0	-	-
8:19	0.0	-	8:19	0.0	-	-
8:20	0.0	-	8:20	0.0	-	-
8:21	0.0	-	8:21	0.0	-	-
8:22	0.0	-	8:22	0.0	-	-
8:23	0.0	-	8:23	0.0	-	-
8:24	0.0	-	8:24	0.0	-	-
8:25	0.0	-	8:25	0.0	-	-
8:26	0.0	0.0	8:26	0.0	-	-
8:27	0.0	0.0	8:27	0.0	0.0	-
8:28	0.0	0.0	8:28	0.0	0.0	-
8:29	0.0	0.0	8:29	0.0	0.0	-
8:30	0.0	0.0	8:30	0.0	0.0	-
8:31	0.0	0.0	8:31	0.0	0.0	-
8:32	0.0	0.0	8:32	0.0	0.0	-
8:33	0.0	0.0	8:33	0.0	0.0	-
8:34	0.0	0.0	8:34	0.0	0.0	-
8:35	0.0	0.0	8:35	0.0	0.0	-
8:36	0.0	0.0	8:36	0.0	0.0	-
8:37	0.0	0.0	8:37	0.0	0.0	-
8:38	0.0	0.0	8:38	0.0	0.0	-
8:39	0.0	0.0	8:39	0.0	0.0	-
8:40	0.0	0.0	8:40	0.0	0.0	-
8:41	0.0	0.0	8:41	0.0	0.0	-
8:42	0.0	0.0	8:42	0.0	0.0	-
8:43	0.0	0.0	8:43	0.0	0.0	-
8:44	0.0	0.0	8:44	0.0	0.0	-
8:45	0.0	0.0	8:45	0.0	0.0	-
8:46	0.0	0.0	8:46	0.0	0.0	-
8:47	0.0	0.0	8:47	0.0	0.0	-
8:48	0.0	0.0	8:48	0.0	0.0	-
8:49	0.0	0.0	8:49	0.0	0.0	-
8:50	0.0	0.0	8:50	0.0	0.0	-
8:51	0.0	0.0	8:51	0.0	0.0	-
8:52	0.0	0.0	8:52	0.0	0.0	-

Grand Union Bowling Alley Site
BCP #360222
150 Westchester Avenue, Port Chester
October 8, 2024

PID DATA						
Upwind			Downwind			
Time	Concentration (ppm)	15-Min Avg Concentration (ppm)	Time	Concentration (ppm)	15-Min Avg Concentration (ppm)	Exceeds VOC Alarm Limit
8:53	0.0	0.0	8:53	0.0	0.0	-
8:54	0.0	0.0	8:54	0.0	0.0	-
8:55	0.0	0.0	8:55	0.0	0.0	-
8:56	0.0	0.0	8:56	0.0	0.0	-
8:57	0.0	0.0	8:57	0.0	0.0	-
8:58	0.0	0.0	8:58	0.0	0.0	-
8:59	0.0	0.0	8:59	0.0	0.0	-
9:00	0.0	0.0	9:00	0.0	0.0	-
9:01	0.0	0.0	9:01	0.0	0.0	-
9:02	0.0	0.0	9:02	0.0	0.0	-
9:03	0.0	0.0	9:03	0.0	0.0	-
9:04	0.0	0.0	9:04	0.0	0.0	-
9:05	0.0	0.0	9:05	0.0	0.0	-
9:06	0.0	0.0	9:06	0.0	0.0	-
9:07	0.0	0.0	9:07	0.0	0.0	-
9:08	0.0	0.0	9:08	0.0	0.0	-
9:09	0.0	0.0	9:09	0.0	0.0	-
9:10	0.0	0.0	9:10	0.0	0.0	-
9:11	0.0	0.0	9:11	0.0	0.0	-
9:12	0.0	0.0	9:12	0.0	0.0	-
9:13	0.0	0.0	9:13	0.0	0.0	-
9:14	0.0	0.0	9:14	0.0	0.0	-
9:15	0.0	0.0	9:15	0.0	0.0	-
9:16	0.0	0.0	9:16	0.0	0.0	-
9:17	0.0	0.0	9:17	0.0	0.0	-
9:18	0.0	0.0	9:18	0.0	0.0	-
9:19	0.0	0.0	9:19	0.0	0.0	-
9:20	0.0	0.0	9:20	0.0	0.0	-
9:21	0.0	0.0	9:21	0.0	0.0	-
9:22	0.0	0.0	9:22	0.0	0.0	-
9:23	0.0	0.0	9:23	0.0	0.0	-
9:24	0.0	0.0	9:24	0.0	0.0	-
9:25	0.0	0.0	9:25	0.0	0.0	-
9:26	0.0	0.0	9:26	0.0	0.0	-
9:27	0.0	0.0	9:27	0.0	0.0	-
9:28	0.0	0.0	9:28	0.0	0.0	-
9:29	0.0	0.0	9:29	0.0	0.0	-
9:30	0.0	0.0	9:30	0.0	0.0	-
9:31	0.0	0.0	9:31	0.0	0.0	-
9:32	0.0	0.0	9:32	0.0	0.0	-
9:33	0.0	0.0	9:33	0.0	0.0	-
9:34	0.0	0.0	9:34	0.0	0.0	-
9:35	0.0	0.0	9:35	0.0	0.0	-
9:36	0.0	0.0	9:36	0.0	0.0	-
9:37	0.0	0.0	9:37	0.0	0.0	-
9:38	0.0	0.0	9:38	0.0	0.0	-
9:39	0.0	0.0	9:39	0.0	0.0	-
9:40	0.0	0.0	9:40	0.0	0.0	-

Grand Union Bowling Alley Site
BCP #360222
150 Westchester Avenue, Port Chester
October 8, 2024

PID DATA						
Upwind			Downwind			
Time	Concentration (ppm)	15-Min Avg Concentration (ppm)	Time	Concentration (ppm)	15-Min Avg Concentration (ppm)	Exceeds VOC Alarm Limit
9:41	0.0	0.0	9:41	0.0	0.0	-
9:42	0.0	0.0	9:42	0.0	0.0	-
9:43	0.0	0.0	9:43	0.0	0.0	-
9:44	0.0	0.0	9:44	0.0	0.0	-
9:45	0.0	0.0	9:45	0.0	0.0	-
9:46	0.0	0.0	9:46	0.0	0.0	-
9:47	0.0	0.0	9:47	0.0	0.0	-
9:48	0.0	0.0	9:48	0.0	0.0	-
9:49	0.0	0.0	9:49	0.0	0.0	-
9:50	0.0	0.0	9:50	0.0	0.0	-
9:51	0.0	0.0	9:51	0.0	0.0	-
9:52	0.0	0.0	9:52	0.0	0.0	-
9:53	0.0	0.0	9:53	0.0	0.0	-
9:54	0.0	0.0	9:54	0.0	0.0	-
9:55	0.0	0.0	9:55	0.0	0.0	-
9:56	0.0	0.0	9:56	0.0	0.0	-
9:57	0.0	0.0	9:57	0.0	0.0	-
9:58	0.0	0.0	9:58	0.0	0.0	-
9:59	0.0	0.0	9:59	0.0	0.0	-
10:00	0.0	0.0	10:00	0.0	0.0	-
10:01	0.0	0.0	10:01	0.0	0.0	-
10:02	0.0	0.0	10:02	0.0	0.0	-
10:03	0.0	0.0	10:03	0.0	0.0	-
10:04	0.0	0.0	10:04	0.0	0.0	-
10:05	0.0	0.0	10:05	0.0	0.0	-
10:06	0.0	0.0	10:06	0.0	0.0	-
10:07	0.0	0.0	10:07	0.0	0.0	-
10:08	0.0	0.0	10:08	0.0	0.0	-
10:09	0.0	0.0	10:09	0.0	0.0	-
10:10	0.0	0.0	10:10	0.0	0.0	-
10:11	0.0	0.0	10:11	0.0	0.0	-
10:12	0.0	0.0	10:12	0.0	0.0	-
10:13	0.0	0.0	10:13	0.0	0.0	-
10:14	0.0	0.0	10:14	0.0	0.0	-
10:15	0.0	0.0	10:15	0.0	0.0	-
10:16	0.0	0.0	10:16	0.0	0.0	-
10:17	0.0	0.0	10:17	0.0	0.0	-
10:18	0.0	0.0	10:18	0.0	0.0	-
10:19	0.0	0.0	10:19	0.0	0.0	-
10:20	0.0	0.0	10:20	0.0	0.0	-
10:21	0.0	0.0	10:21	0.0	0.0	-
10:22	0.0	0.0	10:22	0.0	0.0	-
10:23	0.0	0.0	10:23	0.0	0.0	-
10:24	0.0	0.0	10:24	0.0	0.0	-
10:25	0.0	0.0	10:25	0.0	0.0	-
10:26	0.0	0.0	10:26	0.0	0.0	-
10:27	0.0	0.0	10:27	0.0	0.0	-
10:28	0.0	0.0	10:28	0.0	0.0	-

Grand Union Bowling Alley Site
BCP #360222
150 Westchester Avenue, Port Chester
October 8, 2024

PID DATA						
Upwind			Downwind			
Time	Concentration (ppm)	15-Min Avg Concentration (ppm)	Time	Concentration (ppm)	15-Min Avg Concentration (ppm)	Exceeds VOC Alarm Limit
10:29	0.0	0.0	10:29	0.0	0.0	-
10:30	0.0	0.0	10:30	0.0	0.0	-
10:31	0.0	0.0	10:31	0.0	0.0	-
10:32	0.0	0.0	10:32	0.0	0.0	-
10:33	0.0	0.0	10:33	0.0	0.0	-
10:34	0.0	0.0	10:34	0.0	0.0	-
10:35	0.0	0.0	10:35	0.0	0.0	-
10:36	0.0	0.0	10:36	0.0	0.0	-
10:37	0.0	0.0	10:37	0.0	0.0	-
10:38	0.0	0.0	10:38	0.0	0.0	-
10:39	0.0	0.0	10:39	0.0	0.0	-
10:40	0.0	0.0	10:40	0.0	0.0	-
10:41	0.0	0.0	10:41	0.0	0.0	-
10:42	0.0	0.0	10:42	0.0	0.0	-
10:43	0.0	0.0	10:43	0.0	0.0	-
10:44	0.0	0.0	10:44	0.0	0.0	-
10:45	0.0	0.0	10:45	0.0	0.0	-
10:46	0.0	0.0	10:46	0.0	0.0	-
10:47	0.0	0.0	10:47	0.0	0.0	-
10:48	0.0	0.0	10:48	0.0	0.0	-
10:49	0.0	0.0	10:49	0.0	0.0	-
10:50	0.0	0.0	10:50	0.0	0.0	-
10:51	0.0	0.0	10:51	0.0	0.0	-
10:52	0.0	0.0	10:52	0.0	0.0	-
10:53	0.0	0.0	10:53	0.0	0.0	-
10:54	0.0	0.0	10:54	0.0	0.0	-
10:55	0.0	0.0	10:55	0.0	0.0	-
10:56	0.0	0.0	10:56	0.0	0.0	-
10:57	0.0	0.0	10:57	0.0	0.0	-
10:58	0.0	0.0	10:58	0.0	0.0	-
10:59	0.0	0.0	10:59	0.0	0.0	-
11:00	0.0	0.0	11:00	0.0	0.0	-
11:01	0.0	0.0	11:01	0.0	0.0	-
11:02	0.0	0.0	11:02	0.0	0.0	-
11:03	0.0	0.0	11:03	0.0	0.0	-
11:04	0.0	0.0	11:04	0.0	0.0	-
11:05	0.0	0.0	11:05	0.0	0.0	-
11:06	0.0	0.0	11:06	0.0	0.0	-
11:07	0.0	0.0	11:07	0.0	0.0	-
11:08	0.0	0.0	11:08	0.0	0.0	-
11:09	0.0	0.0	11:09	0.0	0.0	-
11:10	0.0	0.0	11:10	0.0	0.0	-
11:11	0.0	0.0	11:11	0.0	0.0	-
11:12	0.0	0.0	11:12	0.0	0.0	-
11:13	0.0	0.0	11:13	0.0	0.0	-
11:14	0.0	0.0	11:14	0.0	0.0	-
11:15	0.0	0.0	11:15	0.0	0.0	-
11:16	0.0	0.0	11:16	0.0	0.0	-

Grand Union Bowling Alley Site
BCP #360222
150 Westchester Avenue, Port Chester
October 8, 2024

PID DATA						
Upwind			Downwind			
Time	Concentration (ppm)	15-Min Avg Concentration (ppm)	Time	Concentration (ppm)	15-Min Avg Concentration (ppm)	Exceeds VOC Alarm Limit
11:17	0.0	0.0	11:17	0.0	0.0	-
11:18	0.0	0.0	11:18	0.0	0.0	-
11:19	0.0	0.0	11:19	0.0	0.0	-
11:20	0.0	0.0	11:20	0.0	0.0	-
11:21	0.0	0.0	11:21	0.0	0.0	-
11:22	0.0	0.0	11:22	0.0	0.0	-
11:23	0.0	0.0	11:23	0.0	0.0	-
11:24	0.0	0.0	11:24	0.0	0.0	-
11:25	0.0	0.0	11:25	0.0	0.0	-
11:26	0.0	0.0	11:26	0.0	0.0	-
11:27	0.0	0.0	11:27	0.0	0.0	-
11:28	0.0	0.0	11:28	0.0	0.0	-
11:29	0.0	0.0	11:29	0.0	0.0	-
11:30	0.0	0.0	11:30	0.0	0.0	-
11:31	0.0	0.0	11:31	0.0	0.0	-
11:32	0.0	0.0	11:32	0.0	0.0	-
11:33	0.0	0.0	11:33	0.0	0.0	-
11:34	0.0	0.0	11:34	0.0	0.0	-
11:35	0.0	0.0	11:35	0.0	0.0	-
11:36	0.0	0.0	11:36	0.0	0.0	-
11:37	0.0	0.0	11:37	0.0	0.0	-
11:38	0.0	0.0	11:38	0.0	0.0	-
11:39	0.0	0.0	11:39	0.0	0.0	-
11:40	0.0	0.0	11:40	0.0	0.0	-
11:41	0.0	0.0	11:41	0.0	0.0	-
11:42	0.0	0.0	11:42	0.0	0.0	-
11:43	0.0	0.0	11:43	0.0	0.0	-
11:44	0.0	0.0	11:44	0.0	0.0	-
11:45	0.0	0.0	11:45	0.0	0.0	-
11:46	0.0	0.0	11:46	0.0	0.0	-
11:47	0.0	0.0	11:47	0.0	0.0	-
11:48	0.0	0.0	11:48	0.0	0.0	-
11:49	0.0	0.0	11:49	0.0	0.0	-
11:50	0.0	0.0	11:50	0.0	0.0	-
11:51	0.0	0.0	11:51	0.0	0.0	-
11:52	0.0	0.0	11:52	0.0	0.0	-
11:53	0.0	0.0	11:53	0.0	0.0	-
11:54	0.0	0.0	11:54	0.0	0.0	-
11:55	0.0	0.0	11:55	0.0	0.0	-
11:56	0.0	0.0	11:56	0.0	0.0	-
11:57	0.0	0.0	11:57	0.0	0.0	-
11:58	0.0	0.0	11:58	0.0	0.0	-
11:59	0.0	0.0	11:59	0.0	0.0	-
12:00	0.0	0.0	12:00	0.0	0.0	-
12:01	0.0	0.0	12:01	0.0	0.0	-
12:02	0.0	0.0	12:02	0.0	0.0	-
12:03	0.0	0.0	12:03	0.0	0.0	-
12:04	0.0	0.0	12:04	0.0	0.0	-

Grand Union Bowling Alley Site
BCP #360222
150 Westchester Avenue, Port Chester
October 8, 2024

PID DATA						
Upwind			Downwind			
Time	Concentration (ppm)	15-Min Avg Concentration (ppm)	Time	Concentration (ppm)	15-Min Avg Concentration (ppm)	Exceeds VOC Alarm Limit
12:05	0.0	0.0	12:05	0.0	0.0	-
12:06	0.0	0.0	12:06	0.0	0.0	-
12:07	0.0	0.0	12:07	0.0	0.0	-
12:08	0.0	0.0	12:08	0.0	0.0	-
12:09	0.0	0.0	12:09	0.0	0.0	-
12:10	0.0	0.0	12:10	0.0	0.0	-
12:11	0.0	0.0	12:11	0.0	0.0	-
12:12	0.0	0.0	12:12	0.0	0.0	-
12:13	0.0	0.0	12:13	0.0	0.0	-
12:14	0.0	0.0	12:14	0.0	0.0	-
12:15	0.0	0.0	12:15	0.0	0.0	-
12:16	0.0	0.0	12:16	0.0	0.0	-
12:17	0.0	0.0	12:17	0.0	0.0	-
12:18	0.0	0.0	12:18	0.0	0.0	-
12:19	0.0	0.0	12:19	0.0	0.0	-
12:20	0.0	0.0	12:20	0.0	0.0	-
12:21	0.0	0.0	12:21	0.0	0.0	-
12:22	0.0	0.0	12:22	0.0	0.0	-
12:23	0.0	0.0	12:23	0.0	0.0	-
12:24	0.0	0.0	12:24	0.0	0.0	-
12:25	0.0	0.0	12:25	0.0	0.0	-
12:26	0.0	0.0	12:26	0.0	0.0	-
12:27	0.0	0.0	12:27	0.0	0.0	-
12:28	0.0	0.0	12:28	0.0	0.0	-
12:29	0.0	0.0	12:29	0.0	0.0	-
12:30	0.0	0.0	12:30	0.0	0.0	-
12:31	0.0	0.0	12:31	0.0	0.0	-
12:32	0.0	0.0	12:32	0.0	0.0	-
12:33	0.0	0.0	12:33	0.0	0.0	-
12:34	0.0	0.0	12:34	0.0	0.0	-
12:35	0.0	0.0	12:35	0.0	0.0	-
12:36	0.0	0.0	12:36	0.0	0.0	-
12:37	0.0	0.0	12:37	0.0	0.0	-
12:38	0.0	0.0	12:38	0.0	0.0	-
12:39	0.0	0.0	12:39	0.0	0.0	-
12:40	0.0	0.0	12:40	0.0	0.0	-
12:41	0.0	0.0	12:41	0.0	0.0	-
12:42	0.0	0.0	12:42	0.0	0.0	-
12:43	0.0	0.0	12:43	0.0	0.0	-
12:44	0.0	0.0	12:44	0.0	0.0	-
12:45	0.0	0.0	12:45	0.0	0.0	-
12:46	0.0	0.0	12:46	0.0	0.0	-
12:47	0.0	0.0	12:47	0.0	0.0	-
12:48	0.0	0.0	12:48	0.0	0.0	-
12:49	0.0	0.0	12:49	0.0	0.0	-
12:50	0.0	0.0	12:50	0.0	0.0	-
12:51	0.0	0.0	12:51	0.0	0.0	-
12:52	0.0	0.0	12:52	0.0	0.0	-

Grand Union Bowling Alley Site
BCP #360222
150 Westchester Avenue, Port Chester
October 8, 2024

PID DATA						
Upwind			Downwind			
Time	Concentration (ppm)	15-Min Avg Concentration (ppm)	Time	Concentration (ppm)	15-Min Avg Concentration (ppm)	Exceeds VOC Alarm Limit
12:53	0.0	0.0	12:53	0.0	0.0	-
12:54	0.0	0.0	12:54	0.0	0.0	-
12:55	0.0	0.0	12:55	0.0	0.0	-
12:56	0.0	0.0	12:56	0.0	0.0	-
12:57	0.0	0.0	12:57	0.0	0.0	-
12:58	0.0	0.0	12:58	0.0	0.0	-
12:59	0.0	0.0	12:59	0.0	0.0	-
13:00	0.0	0.0	13:00	0.0	0.0	-
13:01	0.0	0.0	13:01	0.0	0.0	-
13:02	0.0	0.0	13:02	0.0	0.0	-
13:03	0.0	0.0	13:03	0.0	0.0	-
13:04	0.0	0.0	13:04	0.0	0.0	-
13:05	0.0	0.0	13:05	0.0	0.0	-
13:06	0.0	0.0	13:06	0.0	0.0	-
13:07	0.0	0.0	13:07	0.0	0.0	-
13:08	0.0	0.0	13:08	0.0	0.0	-
13:09	0.0	0.0	13:09	0.0	0.0	-
13:10	0.0	0.0	13:10	0.0	0.0	-
13:11	0.0	0.0	13:11	0.0	0.0	-
13:12	0.0	0.0	13:12	0.0	0.0	-
13:13	0.0	0.0	13:13	0.0	0.0	-
13:14	0.0	0.0	13:14	0.0	0.0	-
13:15	0.0	0.0	13:15	0.0	0.0	-
13:16	0.0	0.0	13:16	0.0	0.0	-
13:17	0.0	0.0	13:17	0.0	0.0	-
13:18	0.0	0.0	13:18	0.0	0.0	-
13:19	0.0	0.0	13:19	0.0	0.0	-
13:20	0.0	0.0	13:20	0.0	0.0	-
13:21	0.0	0.0	13:21	0.0	0.0	-
13:22	0.0	0.0	13:22	0.0	0.0	-
13:23	0.0	0.0	13:23	0.0	0.0	-
13:24	0.0	0.0	13:24	0.0	0.0	-
13:25	0.0	0.0	13:25	0.0	0.0	-
13:26	0.0	0.0	13:26	0.0	0.0	-
13:27	0.0	0.0	13:27	0.0	0.0	-
13:28	0.0	0.0	13:28	0.0	0.0	-
13:29	0.0	0.0	13:29	0.0	0.0	-
13:30	0.0	0.0	13:30	0.0	0.0	-
13:31	0.0	0.0	13:31	0.0	0.0	-
13:32	0.0	0.0	13:32	0.0	0.0	-
13:33	0.0	0.0	13:33	0.0	0.0	-
13:34	0.0	0.0	13:34	0.0	0.0	-
13:35	0.0	0.0	13:35	0.0	0.0	-
13:36	0.0	0.0	13:36	0.0	0.0	-
13:37	0.0	0.0	13:37	0.0	0.0	-
13:38	0.0	0.0	13:38	0.0	0.0	-
13:39	0.0	0.0	13:39	0.0	0.0	-
13:40	0.0	0.0	13:40	0.0	0.0	-

Grand Union Bowling Alley Site
BCP #360222
150 Westchester Avenue, Port Chester
October 8, 2024

PID DATA						
Upwind			Downwind			
Time	Concentration (ppm)	15-Min Avg Concentration (ppm)	Time	Concentration (ppm)	15-Min Avg Concentration (ppm)	Exceeds VOC Alarm Limit
13:41	0.0	0.0	13:41	0.0	0.0	-
13:42	0.0	0.0	13:42	0.0	0.0	-
13:43	0.0	0.0	13:43	0.0	0.0	-
13:44	0.0	0.0	13:44	0.0	0.0	-
13:45	0.0	0.0	13:45	0.0	0.0	-
13:46	0.0	0.0	13:46	0.0	0.0	-
13:47	0.0	0.0	13:47	0.0	0.0	-
13:48	0.0	0.0	13:48	0.0	0.0	-
13:49	0.0	0.0	13:49	0.0	0.0	-
13:50	0.0	0.0	13:50	0.0	0.0	-
13:51	0.0	0.0	13:51	0.0	0.0	-
13:52	0.0	0.0	13:52	0.0	0.0	-
13:53	0.0	0.0	13:53	0.0	0.0	-
13:54	0.0	0.0	13:54	0.0	0.0	-
13:55	0.0	0.0	13:55	0.0	0.0	-
13:56	0.0	0.0	13:56	0.0	0.0	-
13:57	0.0	0.0	13:57	0.0	0.0	-
13:58	0.0	0.0	13:58	0.0	0.0	-
13:59	0.0	0.0	13:59	0.0	0.0	-
14:00	0.0	0.0	14:00	0.0	0.0	-
14:01	0.0	0.0	14:01	0.0	0.0	-
14:02	0.0	0.0	14:02	0.0	0.0	-
14:03	0.0	0.0	14:03	0.0	0.0	-
14:04	0.0	0.0	14:04	0.0	0.0	-
14:05	0.0	0.0	14:05	0.0	0.0	-
14:06	0.0	0.0	14:06	0.0	0.0	-
14:07	0.0	0.0	14:07	0.0	0.0	-
14:08	0.0	0.0	14:08	0.0	0.0	-
14:09	0.0	0.0	14:09	0.0	0.0	-
14:10	0.0	0.0	14:10	0.0	0.0	-
14:11	0.0	0.0	14:11	0.0	0.0	-
14:12	0.0	0.0	14:12	0.0	0.0	-
14:13	0.0	0.0	14:13	0.0	0.0	-
14:14	0.0	0.0	14:14	0.0	0.0	-
14:15	0.0	0.0	14:15	0.0	0.0	-
14:16	0.0	0.0	14:16	0.0	0.0	-
14:17	0.0	0.0	14:17	0.0	0.0	-
14:18	0.0	0.0	14:18	0.0	0.0	-
14:19	0.0	0.0	14:19	0.0	0.0	-
14:20	0.0	0.0	14:20	0.0	0.0	-
14:21	0.0	0.0	14:21	0.0	0.0	-
14:22	0.0	0.0	14:22	0.0	0.0	-
14:23	0.0	0.0	14:23	0.0	0.0	-
14:24	0.0	0.0	14:24	0.0	0.0	-
14:25	0.0	0.0	14:25	0.0	0.0	-
14:26	0.0	0.0	14:26	0.0	0.0	-
14:27	0.0	0.0	14:27	0.0	0.0	-
14:28	0.0	0.0	14:28	0.0	0.0	-

Grand Union Bowling Alley Site
BCP #360222
150 Westchester Avenue, Port Chester
October 8, 2024

PID DATA						
Upwind			Downwind			
Time	Concentration (ppm)	15-Min Avg Concentration (ppm)	Time	Concentration (ppm)	15-Min Avg Concentration (ppm)	Exceeds VOC Alarm Limit
14:29	0.0	0.0	14:29	0.0	0.0	-
14:30	0.0	0.0	14:30	0.0	0.0	-
14:31	0.0	0.0	14:31	0.0	0.0	-
14:32	0.0	0.0	14:32	0.0	0.0	-
14:33	0.0	0.0	14:33	0.0	0.0	-
14:34	0.0	0.0	14:34	0.0	0.0	-
14:35	0.0	0.0	14:35	0.0	0.0	-
14:36	0.0	0.0	14:36	0.0	0.0	-
14:37	0.0	0.0	14:37	0.0	0.0	-
14:38	0.0	0.0	14:38	0.0	0.0	-
14:39	0.0	0.0	14:39	0.0	0.0	-
14:40	0.0	0.0	14:40	0.0	0.0	-
14:41	0.0	0.0	14:41	0.0	0.0	-
14:42	0.0	0.0	14:42	0.0	0.0	-
14:43	0.0	0.0	14:43	0.0	0.0	-
14:44	0.0	0.0	14:44	0.0	0.0	-
14:45	0.0	0.0	14:45	0.0	0.0	-
14:46	0.0	0.0	14:46	0.0	0.0	-
14:47	0.0	0.0	14:47	0.0	0.0	-
14:48	0.0	0.0	14:48	0.0	0.0	-
14:49	0.0	0.0	14:49	0.0	0.0	-
14:50	0.0	0.0	14:50	0.0	0.0	-
14:51	0.0	0.0	14:51	0.0	0.0	-
14:52	0.0	0.0	14:52	0.0	0.0	-
14:53	0.0	0.0	14:53	0.0	0.0	-
14:54	0.0	0.0	14:54	0.0	0.0	-
14:55	0.0	0.0	14:55	0.0	0.0	-
14:56	0.0	0.0	14:56	0.0	0.0	-
14:57	0.0	0.0	14:57	0.0	0.0	-
14:58	0.0	0.0	14:58	0.0	0.0	-
14:59	0.0	0.0	14:59	0.0	0.0	-
15:00	0.0	0.0	15:00	0.0	0.0	-
15:01	0.0	0.0	15:01	0.0	0.0	-

SESI CONSULTING ENGINEERS

959 US-46 Floor 3, Suite 300 - Parsippany-Troy Hills, NJ

DAILY AIR MONITORING REPORT
150 Westchester Avenue
Port Chester, New York

10/09/2024

Rev. No. 0	Page 1 of 2
Project Number: 11895A	
Dust Action Level	150 µg/m^3
VOC Action Level	5 ppm

Weather Data Range for Work Day		Wind Direction	WNW	Relative Humidity (%)	35.0 - 88.0	Daily Rain Total (in)	0.00	Readings in the summary table and graphs below are the reported downwind concentrations.
Temperature (°F)	49.0 - 69.0	Wind Speed (MPH)	0.6 - 8.7	Barometer (inHg)	29.80 - 29.90	Avg. Dew Point Temp (°F)	45.2	

Station Location	Daily Avg. Dust Concentration (µg/m^3)	Max 15-Min Dust Concentration (µg/m^3)	Time of Max Dust Reading	Daily Avg. VOC Concentration (ppm)	Max 15-Min VOC Concentration (ppm)	Time of Max VOC Reading
Upwind	4.1	6.5	8:11	0.0	0.0	8:11
Downwind	10.1	286.4	9:57	0.0	0.0	8:12

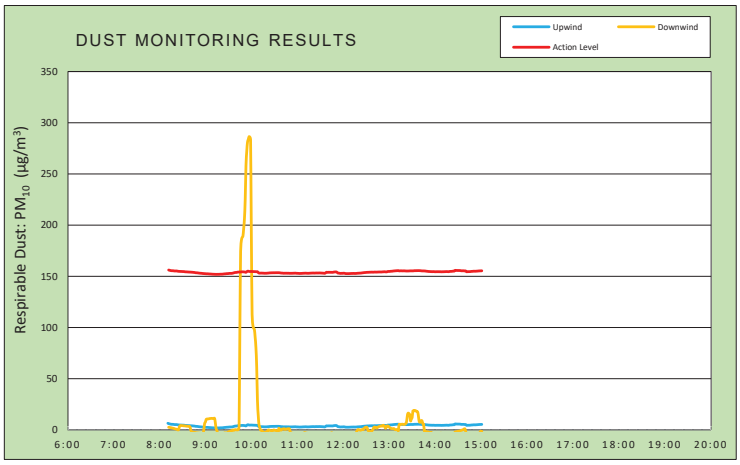

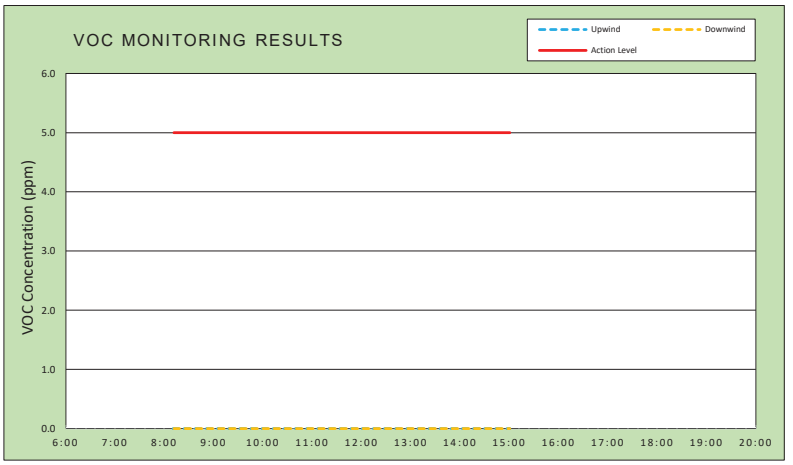

Air Monitoring Notes:

Weather Notes:

EMILCOTT
A Triumvirate Environmental Company

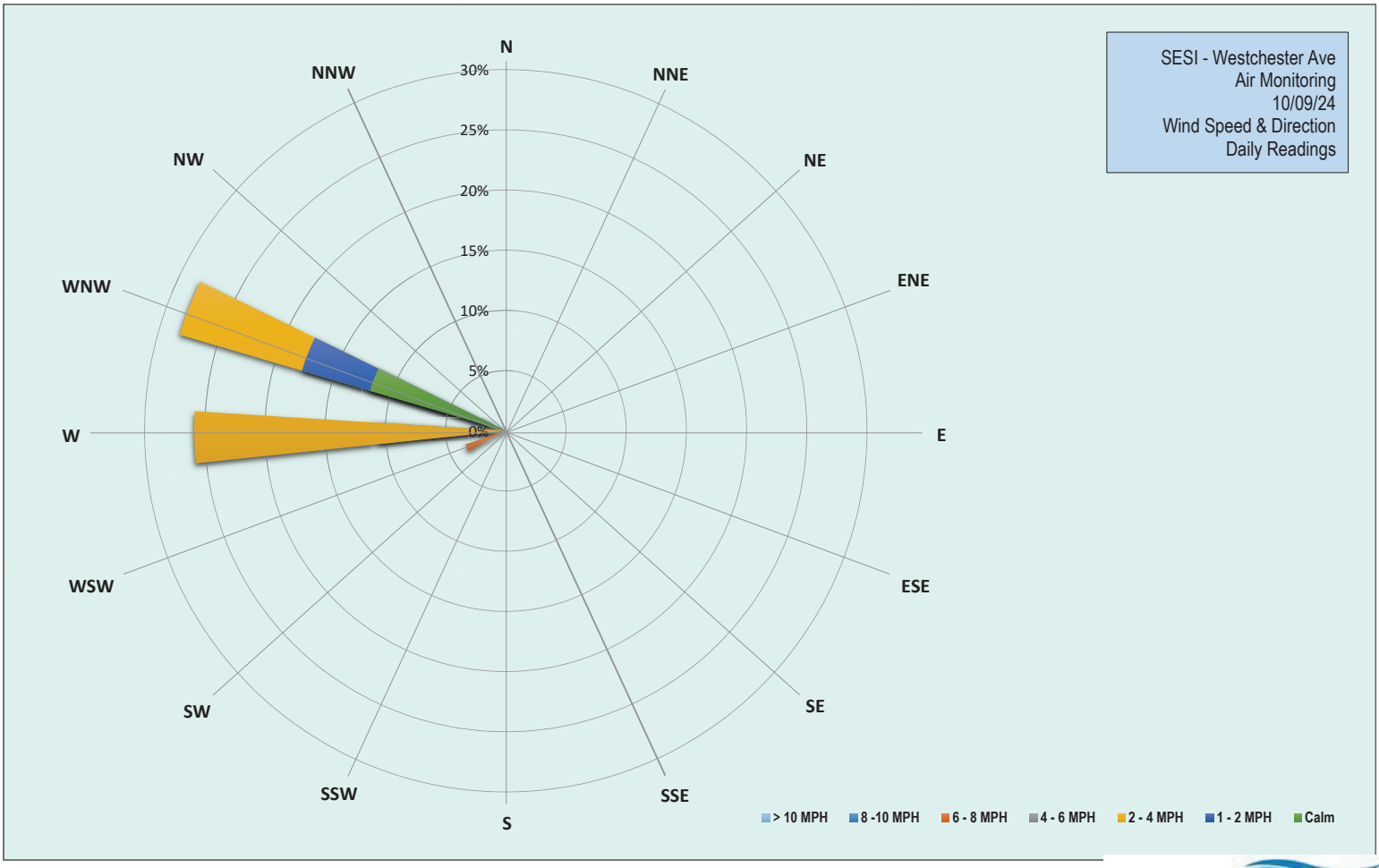

EMILCOTT
A Triumvirate Environmental Company

Grand Union Bowling Alley Site
BCP #360222
150 Westchester Avenue, Port Chester
October 9, 2024

Wednesday, October 9, 2024						
Number of Instances Where Downwind Particulates Exceeds Upwind Particulate + 150 =						15
Number of Comparable Data Points =						410
Start Time:						7:56
End Time:						15:01
PARTICULATE DATA						
Upwind			Downwind			Exceeds Particulate Alarm Limit
Time	Concentration (ug/m^3)	15-Min Avg Concentration (ug/m^3)	Time	Concentration (ug/m^3)	15-Min Avg Concentration (ug/m^3)	
7:56	9.5	-	7:56	-	-	-
7:57	9.5	-	7:57	1.5	-	-
7:58	8.3	-	7:58	1.5	-	-
7:59	8.0	-	7:59	2.3	-	-
8:00	7.5	-	8:00	1.8	-	-
8:01	6.0	-	8:01	2.0	-	-
8:02	5.8	-	8:02	3.5	-	-
8:03	6.8	-	8:03	2.3	-	-
8:04	6.8	-	8:04	3.0	-	-
8:05	6.0	-	8:05	5.0	-	-
8:06	5.0	-	8:06	1.0	-	-
8:07	4.8	-	8:07	0.5	-	-
8:08	6.0	-	8:08	3.3	-	-
8:09	6.5	-	8:09	5.0	-	-
8:10	5.8	-	8:10	5.0	-	-
8:11	5.5	6.5	8:11	2.5	-	-
8:12	4.5	6.2	8:12	1.0	2.6	-
8:13	5.0	6.0	8:13	-0.3	2.5	-
8:14	5.0	5.8	8:14	-0.3	2.4	-
8:15	4.8	5.6	8:15	-0.5	2.2	-
8:16	4.8	5.5	8:16	-0.3	2.1	-
8:17	5.5	5.5	8:17	0.0	1.8	-
8:18	6.3	5.5	8:18	-0.3	1.7	-
8:19	4.8	5.3	8:19	0.0	1.5	-
8:20	4.8	5.3	8:20	-1.0	1.1	-
8:21	5.0	5.3	8:21	-0.8	0.9	-
8:22	5.0	5.3	8:22	-2.0	0.8	-
8:23	4.8	5.2	8:23	-0.5	0.5	-
8:24	4.0	5.0	8:24	-1.3	0.1	-
8:25	4.3	4.9	8:25	6.0	0.2	-
8:26	4.5	4.9	8:26	46.8	3.1	-
8:27	4.3	4.8	8:27	16.5	4.2	-
8:28	4.3	4.8	8:28	2.0	4.3	-
8:29	4.8	4.8	8:29	-1.0	4.3	-
8:30	4.0	4.7	8:30	-1.3	4.2	-
8:31	4.0	4.7	8:31	-1.5	4.1	-
8:32	5.8	4.7	8:32	-1.8	4.0	-
8:33	3.5	4.5	8:33	-0.5	4.0	-
8:34	3.5	4.4	8:34	-1.8	3.9	-
8:35	4.5	4.4	8:35	-2.8	3.8	-
8:36	4.3	4.4	8:36	-2.3	3.7	-
8:37	4.3	4.3	8:37	-2.5	3.6	-

Grand Union Bowling Alley Site
BCP #360222
150 Westchester Avenue, Port Chester
October 9, 2024

PARTICULATE DATA						
Upwind			Downwind			Exceeds Particulate Alarm Limit
Time	Concentration (ug/m^3)	15-Min Avg Concentration (ug/m^3)	Time	Concentration (ug/m^3)	15-Min Avg Concentration (ug/m^3)	
8:38	3.8	4.2	8:38	-2.0	3.5	-
8:39	3.5	4.2	8:39	-2.0	3.5	-
8:40	3.5	4.2	8:40	-2.8	2.9	-
8:41	4.0	4.1	8:41	-2.5	-0.4	-
8:42	3.3	4.1	8:42	-2.8	-1.7	-
8:43	3.5	4.0	8:43	-3.0	-2.0	-
8:44	3.5	3.9	8:44	-3.3	-2.2	-
8:45	2.8	3.8	8:45	-2.8	-2.3	-
8:46	3.0	3.8	8:46	-3.8	-2.4	-
8:47	2.8	3.6	8:47	-3.5	-2.5	-
8:48	2.5	3.5	8:48	-3.8	-2.8	-
8:49	3.3	3.5	8:49	-3.8	-2.9	-
8:50	3.0	3.4	8:50	-3.5	-2.9	-
8:51	2.5	3.3	8:51	-4.0	-3.1	-
8:52	2.5	3.2	8:52	-3.5	-3.1	-
8:53	2.8	3.1	8:53	-4.0	-3.3	-
8:54	2.3	3.0	8:54	-4.8	-3.4	-
8:55	3.0	3.0	8:55	-2.8	-3.4	-
8:56	2.0	2.8	8:56	-5.3	-3.6	-
8:57	2.5	2.8	8:57	-3.8	-3.7	-
8:58	2.3	2.7	8:58	64.0	0.8	-
8:59	2.8	2.7	8:59	81.0	6.4	-
9:00	2.0	2.6	9:00	16.3	7.7	-
9:01	1.8	2.5	9:01	35.8	10.3	-
9:02	2.5	2.5	9:02	2.3	10.7	-
9:03	2.5	2.5	9:03	-2.5	10.8	-
9:04	2.0	2.4	9:04	-3.0	10.8	-
9:05	2.0	2.4	9:05	-0.8	11.0	-
9:06	2.0	2.3	9:06	-1.3	11.2	-
9:07	1.8	2.3	9:07	-3.3	11.2	-
9:08	1.8	2.2	9:08	-2.5	11.3	-
9:09	1.5	2.2	9:09	-5.3	11.3	-
9:10	1.8	2.1	9:10	-5.3	11.1	-
9:11	2.3	2.1	9:11	-1.3	11.4	-
9:12	1.5	2.0	9:12	-3.0	11.4	-
9:13	2.0	2.0	9:13	-4.5	6.9	-
9:14	2.3	2.0	9:14	-6.0	1.1	-
9:15	2.3	2.0	9:15	-5.8	-0.4	-
9:16	2.0	2.0	9:16	-5.8	-3.2	-
9:17	2.5	2.0	9:17	-1.8	-3.5	-
9:18	2.8	2.0	9:18	-5.3	-3.6	-
9:19	3.0	2.1	9:19	-5.5	-3.8	-
9:20	2.5	2.1	9:20	-3.0	-4.0	-
9:21	2.0	2.1	9:21	-3.8	-4.1	-
9:22	2.3	2.2	9:22	4.3	-3.6	-
9:23	2.8	2.2	9:23	-2.5	-3.6	-
9:24	3.3	2.3	9:24	-2.5	-3.4	-
9:25	3.3	2.4	9:25	3.5	-2.9	-

Grand Union Bowling Alley Site
BCP #360222
150 Westchester Avenue, Port Chester
October 9, 2024

PARTICULATE DATA						
Upwind			Downwind			Exceeds Particulate Alarm Limit
Time	Concentration (ug/m^3)	15-Min Avg Concentration (ug/m^3)	Time	Concentration (ug/m^3)	15-Min Avg Concentration (ug/m^3)	
9:26	2.5	2.5	9:26	-1.8	-2.9	-
9:27	3.5	2.6	9:27	-4.0	-3.0	-
9:28	3.0	2.7	9:28	-2.5	-2.8	-
9:29	2.8	2.7	9:29	0.0	-2.4	-
9:30	3.0	2.7	9:30	2.5	-1.9	-
9:31	3.8	2.9	9:31	-1.3	-1.6	-
9:32	3.0	2.9	9:32	1.8	-1.3	-
9:33	3.0	2.9	9:33	-0.3	-1.0	-
9:34	3.0	2.9	9:34	-1.3	-0.7	-
9:35	4.3	3.0	9:35	1.5	-0.4	-
9:36	4.3	3.2	9:36	3.5	0.1	-
9:37	6.0	3.4	9:37	-2.3	-0.4	-
9:38	5.8	3.6	9:38	2.8	0.0	-
9:39	6.0	3.8	9:39	2.0	0.3	-
9:40	3.5	3.8	9:40	1.5	0.2	-
9:41	3.8	3.9	9:41	-2.8	0.1	-
9:42	6.5	4.1	9:42	-4.0	0.1	-
9:43	4.3	4.2	9:43	2.3	0.4	-
9:44	3.3	4.2	9:44	35.5	2.8	-
9:45	3.5	4.3	9:45	1389.5	95.2	-
9:46	4.0	4.3	9:46	1190.3	174.7	X
9:47	5.0	4.4	9:47	158.0	185.1	X
9:48	3.3	4.4	9:48	44.3	188.1	X
9:49	3.5	4.5	9:49	15.8	189.2	X
9:50	3.0	4.4	9:50	115.5	196.8	X
9:51	3.3	4.3	9:51	147.3	206.4	X
9:52	3.3	4.1	9:52	280.5	225.2	X
9:53	3.3	4.0	9:53	494.3	258.0	X
9:54	14.5	4.5	9:54	211.8	272.0	X
9:55	10.8	5.0	9:55	138.5	281.1	X
9:56	4.3	5.0	9:56	35.5	283.7	X
9:57	3.3	4.8	9:57	36.5	286.4	X
9:58	3.0	4.7	9:58	-2.8	286.0	X
9:59	3.8	4.8	9:59	3.5	283.9	X
10:00	3.5	4.8	10:00	7.8	191.8	X
10:01	3.8	4.8	10:01	5.3	112.8	-
10:02	4.0	4.7	10:02	-0.3	102.2	-
10:03	3.0	4.7	10:03	-0.8	99.2	-
10:04	2.8	4.6	10:04	-1.3	98.1	-
10:05	3.0	4.6	10:05	-0.5	90.4	-
10:06	2.0	4.5	10:06	-2.5	80.4	-
10:07	3.0	4.5	10:07	-3.5	61.4	-
10:08	3.3	4.5	10:08	-1.8	28.4	-
10:09	3.0	3.8	10:09	0.8	14.3	-
10:10	2.8	3.2	10:10	-0.3	5.1	-
10:11	3.5	3.2	10:11	-3.5	2.5	-
10:12	3.3	3.2	10:12	-3.5	-0.2	-
10:13	3.8	3.2	10:13	-3.8	-0.3	-

Grand Union Bowling Alley Site
BCP #360222
150 Westchester Avenue, Port Chester
October 9, 2024

PARTICULATE DATA						
Upwind			Downwind			Exceeds Particulate Alarm Limit
Time	Concentration (ug/m^3)	15-Min Avg Concentration (ug/m^3)	Time	Concentration (ug/m^3)	15-Min Avg Concentration (ug/m^3)	
10:14	3.0	3.2	10:14	-5.5	-0.9	-
10:15	3.3	3.2	10:15	-4.0	-1.7	-
10:16	3.0	3.1	10:16	-2.0	-2.2	-
10:17	3.0	3.0	10:17	-5.8	-2.5	-
10:18	3.0	3.0	10:18	0.5	-2.4	-
10:19	3.0	3.1	10:19	5.5	-2.0	-
10:20	3.3	3.1	10:20	4.0	-1.7	-
10:21	3.3	3.2	10:21	0.8	-1.5	-
10:22	3.8	3.2	10:22	17.5	-0.1	-
10:23	4.5	3.3	10:23	-1.5	-0.1	-
10:24	4.5	3.4	10:24	-2.8	-0.3	-
10:25	3.3	3.4	10:25	-4.0	-0.5	-
10:26	3.8	3.4	10:26	-5.5	-0.7	-
10:27	4.3	3.5	10:27	-5.0	-0.8	-
10:28	3.3	3.5	10:28	-1.8	-0.6	-
10:29	3.8	3.5	10:29	3.8	0.0	-
10:30	3.0	3.5	10:30	-5.8	-0.1	-
10:31	3.3	3.5	10:31	-6.3	-0.4	-
10:32	3.5	3.6	10:32	-6.3	-0.5	-
10:33	3.0	3.6	10:33	-6.3	-0.9	-
10:34	3.0	3.6	10:34	-6.3	-1.7	-
10:35	3.5	3.6	10:35	-0.5	-2.0	-
10:36	2.8	3.5	10:36	55.5	1.7	-
10:37	3.0	3.5	10:37	-4.0	0.2	-
10:38	2.5	3.4	10:38	-5.8	-0.1	-
10:39	2.8	3.2	10:39	-4.5	-0.2	-
10:40	2.8	3.2	10:40	9.3	0.7	-
10:41	3.0	3.2	10:41	-1.5	1.0	-
10:42	2.5	3.0	10:42	-6.3	0.9	-
10:43	3.5	3.1	10:43	3.5	1.3	-
10:44	4.3	3.1	10:44	-6.5	0.6	-
10:45	2.8	3.1	10:45	-4.3	0.7	-
10:46	3.5	3.1	10:46	-3.5	0.9	-
10:47	2.8	3.0	10:47	-2.5	1.1	-
10:48	3.5	3.1	10:48	-6.0	1.1	-
10:49	2.5	3.0	10:49	-4.3	1.3	-
10:50	2.5	3.0	10:50	-5.5	0.9	-
10:51	3.0	3.0	10:51	-3.8	-3.0	-
10:52	3.0	3.0	10:52	-5.8	-3.2	-
10:53	2.8	3.0	10:53	-6.0	-3.2	-
10:54	3.0	3.0	10:54	-6.8	-3.3	-
10:55	3.5	3.1	10:55	-3.8	-4.2	-
10:56	3.0	3.1	10:56	3.3	-3.9	-
10:57	3.5	3.1	10:57	-3.8	-3.7	-
10:58	3.0	3.1	10:58	-3.8	-4.2	-
10:59	2.5	3.0	10:59	-4.0	-4.0	-
11:00	2.8	3.0	11:00	-5.3	-4.1	-
11:01	2.5	2.9	11:01	-0.8	-3.9	-

Grand Union Bowling Alley Site
BCP #360222
150 Westchester Avenue, Port Chester
October 9, 2024

PARTICULATE DATA						
Upwind			Downwind			Exceeds Particulate Alarm Limit
Time	Concentration (ug/m^3)	15-Min Avg Concentration (ug/m^3)	Time	Concentration (ug/m^3)	15-Min Avg Concentration (ug/m^3)	
11:02	2.5	2.9	11:02	-3.3	-4.0	-
11:03	2.3	2.8	11:03	-4.5	-3.9	-
11:04	3.0	2.9	11:04	-1.0	-3.6	-
11:05	3.0	2.9	11:05	-5.3	-3.6	-
11:06	3.3	2.9	11:06	-4.5	-3.7	-
11:07	4.3	3.0	11:07	-4.8	-3.6	-
11:08	3.3	3.0	11:08	-3.8	-3.5	-
11:09	3.8	3.1	11:09	3.3	-2.8	-
11:10	3.5	3.1	11:10	-0.4	-2.6	-
11:11	4.0	3.1	11:11	-3.8	-3.0	-
11:12	2.3	3.1	11:12	-4.4	-3.1	-
11:13	2.5	3.0	11:13	-6.4	-3.3	-
11:14	2.0	3.0	11:14	-6.8	-3.4	-
11:15	3.3	3.0	11:15	-6.6	-3.5	-
11:16	3.3	3.1	11:16	-7.4	-4.0	-
11:17	3.3	3.1	11:17	-5.8	-4.1	-
11:18	3.0	3.2	11:18	-2.4	-4.0	-
11:19	3.5	3.2	11:19	-1.2	-4.0	-
11:20	3.5	3.2	11:20	-2.6	-3.8	-
11:21	3.8	3.3	11:21	-5.8	-3.9	-
11:22	3.0	3.2	11:22	-5.4	-4.0	-
11:23	3.8	3.2	11:23	-6.6	-4.2	-
11:24	4.5	3.3	11:24	-6.2	-4.8	-
11:25	4.0	3.3	11:25	-6.8	-5.2	-
11:26	3.5	3.3	11:26	-5.6	-5.3	-
11:27	2.5	3.3	11:27	-6.6	-5.5	-
11:28	2.5	3.3	11:28	-7.6	-5.6	-
11:29	2.8	3.3	11:29	-7.6	-5.6	-
11:30	2.5	3.3	11:30	-4.8	-5.5	-
11:31	3.0	3.3	11:31	14.4	-4.0	-
11:32	2.3	3.2	11:32	0.8	-3.6	-
11:33	2.5	3.2	11:33	-1.8	-3.6	-
11:34	2.8	3.1	11:34	-4.4	-3.8	-
11:35	2.0	3.0	11:35	-5.0	-3.9	-
11:36	3.5	3.0	11:36	-3.2	-3.8	-
11:37	9.3	3.4	11:37	-5.2	-3.7	-
11:38	12.0	4.0	11:38	-6.6	-3.7	-
11:39	4.0	3.9	11:39	-6.4	-3.8	-
11:40	3.8	3.9	11:40	-5.2	-3.7	-
11:41	4.5	4.0	11:41	-3.4	-3.5	-
11:42	2.3	4.0	11:42	-4.6	-3.4	-
11:43	2.3	4.0	11:43	-7.0	-3.3	-
11:44	2.8	4.0	11:44	-5.2	-3.2	-
11:45	2.3	3.9	11:45	2.6	-2.7	-
11:46	2.8	3.9	11:46	4.6	-3.3	-
11:47	4.0	4.0	11:47	-5.2	-3.7	-
11:48	5.5	4.2	11:48	-4.2	-3.9	-
11:49	3.5	4.3	11:49	-3.2	-3.8	-

Grand Union Bowling Alley Site
BCP #360222
150 Westchester Avenue, Port Chester
October 9, 2024

PARTICULATE DATA						
Upwind			Downwind			Exceeds Particulate Alarm Limit
Time	Concentration (ug/m^3)	15-Min Avg Concentration (ug/m^3)	Time	Concentration (ug/m^3)	15-Min Avg Concentration (ug/m^3)	
11:50	2.8	4.3	11:50	-5.4	-3.8	-
11:51	3.0	4.3	11:51	-6.8	-4.1	-
11:52	3.0	3.9	11:52	-5.8	-4.1	-
11:53	2.8	3.3	11:53	-5.0	-4.0	-
11:54	2.5	3.2	11:54	-5.2	-3.9	-
11:55	2.3	3.1	11:55	-6.0	-4.0	-
11:56	2.0	2.9	11:56	-6.6	-4.2	-
11:57	2.8	2.9	11:57	-7.2	-4.4	-
11:58	2.8	3.0	11:58	-6.8	-4.4	-
11:59	2.5	3.0	11:59	-4.8	-4.3	-
12:00	4.0	3.1	12:00	-5.2	-4.9	-
12:01	2.5	3.1	12:01	-6.0	-5.6	-
12:02	2.5	3.0	12:02	6.8	-4.8	-
12:03	2.3	2.7	12:03	-5.0	-4.8	-
12:04	2.8	2.7	12:04	-7.2	-5.1	-
12:05	3.0	2.7	12:05	-5.8	-5.1	-
12:06	2.5	2.7	12:06	-3.4	-4.9	-
12:07	3.3	2.7	12:07	-4.0	-4.8	-
12:08	3.3	2.7	12:08	-4.8	-4.7	-
12:09	3.0	2.8	12:09	-6.8	-4.9	-
12:10	2.8	2.8	12:10	-6.4	-4.9	-
12:11	2.8	2.8	12:11	-4.4	-4.7	-
12:12	2.8	2.8	12:12	-7.4	-4.7	-
12:13	3.0	2.9	12:13	-5.8	-4.7	-
12:14	3.3	2.9	12:14	-3.8	-4.6	-
12:15	2.5	2.8	12:15	-5.8	-4.7	-
12:16	3.0	2.8	12:16	3.2	-4.0	-
12:17	3.3	2.9	12:17	29.8	-2.5	-
12:18	3.3	3.0	12:18	18.2	-1.0	-
12:19	4.3	3.1	12:19	11.8	0.3	-
12:20	3.3	3.1	12:20	-5.2	0.3	-
12:21	3.5	3.1	12:21	-6.8	0.1	-
12:22	3.8	3.2	12:22	-7.8	-0.1	-
12:23	4.0	3.2	12:23	-6.2	-0.2	-
12:24	4.5	3.3	12:24	0.6	0.3	-
12:25	4.8	3.5	12:25	-4.8	0.4	-
12:26	3.8	3.5	12:26	-5.2	0.3	-
12:27	4.8	3.7	12:27	4.0	1.1	-
12:28	4.0	3.7	12:28	9.8	2.1	-
12:29	4.0	3.8	12:29	1.2	2.5	-
12:30	3.8	3.9	12:30	-1.8	2.7	-
12:31	4.0	3.9	12:31	0.4	2.5	-
12:32	3.8	4.0	12:32	-1.6	0.4	-
12:33	3.5	4.0	12:33	-3.0	-1.0	-
12:34	5.0	4.0	12:34	-5.4	-2.1	-
12:35	4.0	4.1	12:35	-2.4	-1.9	-
12:36	3.5	4.1	12:36	-1.0	-1.5	-
12:37	4.5	4.1	12:37	-6.0	-1.4	-

Grand Union Bowling Alley Site
BCP #360222
150 Westchester Avenue, Port Chester
October 9, 2024

PARTICULATE DATA						
Upwind			Downwind			Exceeds Particulate Alarm Limit
Time	Concentration (ug/m^3)	15-Min Avg Concentration (ug/m^3)	Time	Concentration (ug/m^3)	15-Min Avg Concentration (ug/m^3)	
12:38	4.0	4.1	12:38	11.8	-0.2	-
12:39	3.5	4.1	12:39	13.8	0.7	-
12:40	5.8	4.1	12:40	22.8	2.5	-
12:41	5.0	4.2	12:41	0.6	2.9	-
12:42	4.3	4.2	12:42	-0.8	2.6	-
12:43	4.0	4.2	12:43	3.8	2.2	-
12:44	3.8	4.2	12:44	-3.6	1.8	-
12:45	4.8	4.2	12:45	9.8	2.6	-
12:46	4.5	4.3	12:46	6.0	3.0	-
12:47	4.0	4.3	12:47	4.2	3.4	-
12:48	4.0	4.3	12:48	-2.0	3.4	-
12:49	4.5	4.3	12:49	1.0	3.9	-
12:50	4.0	4.3	12:50	-1.6	3.9	-
12:51	5.0	4.4	12:51	-5.6	3.6	-
12:52	5.0	4.4	12:52	7.6	4.5	-
12:53	5.0	4.5	12:53	8.4	4.3	-
12:54	4.3	4.5	12:54	0.6	3.4	-
12:55	4.0	4.4	12:55	-2.2	1.7	-
12:56	4.8	4.4	12:56	8.2	2.3	-
12:57	4.5	4.4	12:57	25.0	4.0	-
12:58	8.5	4.7	12:58	-1.8	3.6	-
12:59	5.0	4.8	12:59	-2.0	3.7	-
13:00	5.0	4.8	13:00	-3.4	2.8	-
13:01	5.0	4.8	13:01	-3.2	2.2	-
13:02	5.8	5.0	13:02	-5.2	1.6	-
13:03	4.8	5.0	13:03	-3.8	1.5	-
13:04	5.0	5.0	13:04	-2.2	1.3	-
13:05	6.3	5.2	13:05	-3.0	1.2	-
13:06	6.3	5.3	13:06	-1.8	1.4	-
13:07	6.0	5.3	13:07	-0.8	0.9	-
13:08	6.3	5.4	13:08	0.4	0.3	-
13:09	4.8	5.5	13:09	-1.2	0.2	-
13:10	5.3	5.5	13:10	1.8	0.5	-
13:11	5.0	5.6	13:11	7.8	0.4	-
13:12	5.3	5.6	13:12	7.0	-0.8	-
13:13	4.8	5.4	13:13	92.2	5.5	-
13:14	5.3	5.4	13:14	-2.0	5.5	-
13:15	5.8	5.4	13:15	-3.8	5.5	-
13:16	5.0	5.4	13:16	-3.4	5.5	-
13:17	4.8	5.4	13:17	-2.8	5.6	-
13:18	5.0	5.4	13:18	-5.2	5.5	-
13:19	5.3	5.4	13:19	-5.4	5.3	-
13:20	6.3	5.4	13:20	-1.8	5.4	-
13:21	5.0	5.3	13:21	5.4	5.9	-
13:22	5.5	5.3	13:22	6.3	6.4	-
13:23	5.3	5.2	13:23	44.5	9.3	-
13:24	5.3	5.2	13:24	87.0	15.2	-
13:25	5.3	5.2	13:25	22.0	16.5	-

Grand Union Bowling Alley Site
BCP #360222
150 Westchester Avenue, Port Chester
October 9, 2024

PARTICULATE DATA						
Upwind			Downwind			Exceeds Particulate Alarm Limit
Time	Concentration (ug/m^3)	15-Min Avg Concentration (ug/m^3)	Time	Concentration (ug/m^3)	15-Min Avg Concentration (ug/m^3)	
13:26	5.8	5.3	13:26	-4.5	15.7	-
13:27	6.0	5.3	13:27	-4.3	14.9	-
13:28	5.3	5.4	13:28	-1.5	8.7	-
13:29	5.3	5.4	13:29	38.5	11.4	-
13:30	5.5	5.4	13:30	2.3	11.8	-
13:31	5.3	5.4	13:31	99.3	18.6	-
13:32	5.5	5.4	13:32	-6.3	18.4	-
13:33	6.8	5.5	13:33	3.5	19.0	-
13:34	5.5	5.6	13:34	-5.8	19.0	-
13:35	6.0	5.5	13:35	-7.0	18.6	-
13:36	5.8	5.6	13:36	-5.8	17.9	-
13:37	5.5	5.6	13:37	7.5	18.0	-
13:38	5.5	5.6	13:38	-2.5	14.8	-
13:39	5.3	5.6	13:39	1.5	9.1	-
13:40	4.5	5.6	13:40	-4.0	7.4	-
13:41	5.3	5.5	13:41	4.3	8.0	-
13:42	4.3	5.4	13:42	14.8	9.3	-
13:43	4.3	5.3	13:43	-7.3	8.9	-
13:44	5.0	5.3	13:44	-7.0	5.8	-
13:45	5.5	5.3	13:45	0.8	5.7	-
13:46	4.5	5.3	13:46	-4.3	-1.2	-
13:47	5.0	5.2	13:47	-4.5	-1.1	-
13:48	4.5	5.1	13:48	-7.3	-1.8	-
13:49	4.3	5.0	13:49	-7.3	-1.9	-
13:50	4.8	4.9	13:50	-7.0	-1.9	-
13:51	4.3	4.8	13:51	-6.5	-1.9	-
13:52	4.3	4.7	13:52	-7.8	-2.9	-
13:53	5.3	4.7	13:53	-5.5	-3.1	-
13:54	4.3	4.7	13:54	12.5	-2.4	-
13:55	4.3	4.6	13:55	-3.8	-2.4	-
13:56	4.5	4.6	13:56	-7.8	-3.2	-
13:57	4.5	4.6	13:57	-6.5	-4.6	-
13:58	4.8	4.6	13:58	-7.0	-4.6	-
13:59	4.0	4.6	13:59	-3.5	-4.4	-
14:00	4.5	4.5	14:00	-4.3	-4.7	-
14:01	4.8	4.5	14:01	3.8	-4.2	-
14:02	5.5	4.6	14:02	-6.8	-4.3	-
14:03	4.5	4.6	14:03	-6.8	-4.3	-
14:04	4.3	4.6	14:04	3.3	-3.6	-
14:05	4.5	4.5	14:05	-7.0	-3.6	-
14:06	4.3	4.5	14:06	-7.0	-3.6	-
14:07	4.3	4.5	14:07	-3.5	-3.3	-
14:08	4.0	4.5	14:08	-3.8	-3.2	-
14:09	4.8	4.5	14:09	-4.0	-4.3	-
14:10	4.8	4.5	14:10	-4.8	-4.4	-
14:11	4.5	4.5	14:11	-6.3	-4.3	-
14:12	5.3	4.6	14:12	-4.5	-4.1	-
14:13	5.0	4.6	14:13	-5.8	-4.1	-

Grand Union Bowling Alley Site
BCP #360222
150 Westchester Avenue, Port Chester
October 9, 2024

PARTICULATE DATA						
Upwind			Downwind			Exceeds Particulate Alarm Limit
Time	Concentration (ug/m^3)	15-Min Avg Concentration (ug/m^3)	Time	Concentration (ug/m^3)	15-Min Avg Concentration (ug/m^3)	
14:14	4.8	4.6	14:14	-8.0	-4.4	-
14:15	5.0	4.7	14:15	-8.0	-4.6	-
14:16	4.3	4.6	14:16	-5.0	-5.2	-
14:17	4.8	4.6	14:17	-8.0	-5.3	-
14:18	4.5	4.6	14:18	-7.8	-5.3	-
14:19	7.3	4.8	14:19	-8.0	-6.1	-
14:20	5.3	4.8	14:20	-7.0	-6.1	-
14:21	4.8	4.9	14:21	-7.5	-6.1	-
14:22	5.0	4.9	14:22	-6.0	-6.3	-
14:23	5.8	5.0	14:23	-5.3	-6.4	-
14:24	6.3	5.1	14:24	-5.5	-6.5	-
14:25	4.3	5.1	14:25	35.5	-3.8	-
14:26	15.5	5.8	14:26	19.5	-2.1	-
14:27	4.8	5.8	14:27	-0.5	-1.8	-
14:28	4.5	5.8	14:28	-4.0	-1.7	-
14:29	4.5	5.8	14:29	-5.3	-1.5	-
14:30	4.3	5.7	14:30	-3.0	-1.2	-
14:31	4.8	5.7	14:31	-6.5	-1.3	-
14:32	4.0	5.7	14:32	-6.3	-1.2	-
14:33	4.0	5.7	14:33	-1.8	-0.8	-
14:34	4.5	5.5	14:34	-2.3	-0.4	-
14:35	4.8	5.4	14:35	-4.3	-0.2	-
14:36	5.0	5.5	14:36	-3.0	0.1	-
14:37	5.0	5.5	14:37	-1.0	0.4	-
14:38	4.8	5.4	14:38	3.5	1.0	-
14:39	4.8	5.3	14:39	-3.8	1.1	-
14:40	4.3	5.3	14:40	-4.5	-1.5	-
14:41	4.5	4.6	14:41	-8.0	-3.4	-
14:42	5.0	4.6	14:42	-8.0	-3.9	-
14:43	5.0	4.6	14:43	-5.8	-4.0	-
14:44	4.8	4.6	14:44	-2.3	-3.8	-
14:45	4.5	4.6	14:45	-6.0	-4.0	-
14:46	5.3	4.7	14:46	-7.5	-4.1	-
14:47	6.0	4.8	14:47	-6.3	-4.1	-
14:48	5.0	4.9	14:48	-6.0	-4.3	-
14:49	5.0	4.9	14:49	-2.0	-4.3	-
14:50	6.3	5.0	14:50	-4.0	-4.3	-
14:51	5.5	5.0	14:51	0.8	-4.1	-
14:52	4.5	5.0	14:52	-1.8	-4.1	-
14:53	5.0	5.0	14:53	-5.0	-4.7	-
14:54	5.8	5.1	14:54	-2.5	-4.6	-
14:55	5.0	5.1	14:55	-6.0	-4.7	-
14:56	5.5	5.2	14:56	-7.3	-4.6	-
14:57	6.3	5.3	14:57	-5.8	-4.5	-
14:58	5.8	5.3	14:58	-3.5	-4.3	-
14:59	5.3	5.4	14:59	40.3	-1.5	-
15:00	5.0	5.4	15:00	-3.0	-1.3	-
15:01	5.8	5.4	15:01	-7.8	-1.3	-

Grand Union Bowling Alley Site
BCP #360222
150 Westchester Avenue, Port Chester
October 9, 2024

Wednesday, October 9, 2024						
Number of Instances Where Downwind VOCs Exceeds Upwind VOCs + 5 =						0
Number of Comparable Data Points =						410
Start Time:						7:56
End Time:						15:01
PID DATA						
Upwind			Downwind			Exceeds VOC Alarm Limit
Time	Concentration (ppm)	15-Min Avg Concentration (ppm)	Time	Concentration (ppm)	15-Min Avg Concentration (ppm)	
7:56	0.0	-	7:56	-	-	-
7:57	0.0	-	7:57	0.0	-	-
7:58	0.0	-	7:58	0.0	-	-
7:59	0.0	-	7:59	0.0	-	-
8:00	0.0	-	8:00	0.0	-	-
8:01	0.0	-	8:01	0.0	-	-
8:02	0.0	-	8:02	0.0	-	-
8:03	0.0	-	8:03	0.0	-	-
8:04	0.0	-	8:04	0.0	-	-
8:05	0.0	-	8:05	0.0	-	-
8:06	0.0	-	8:06	0.0	-	-
8:07	0.0	-	8:07	0.0	-	-
8:08	0.0	-	8:08	0.0	-	-
8:09	0.0	-	8:09	0.0	-	-
8:10	0.0	-	8:10	0.0	-	-
8:11	0.0	0.0	8:11	0.0	-	-
8:12	0.0	0.0	8:12	0.0	0.0	-
8:13	0.0	0.0	8:13	0.0	0.0	-
8:14	0.0	0.0	8:14	0.0	0.0	-
8:15	0.0	0.0	8:15	0.0	0.0	-
8:16	0.0	0.0	8:16	0.0	0.0	-
8:17	0.0	0.0	8:17	0.0	0.0	-
8:18	0.0	0.0	8:18	0.0	0.0	-
8:19	0.0	0.0	8:19	0.0	0.0	-
8:20	0.0	0.0	8:20	0.0	0.0	-
8:21	0.0	0.0	8:21	0.0	0.0	-
8:22	0.0	0.0	8:22	0.0	0.0	-
8:23	0.0	0.0	8:23	0.0	0.0	-
8:24	0.0	0.0	8:24	0.0	0.0	-
8:25	0.0	0.0	8:25	0.0	0.0	-
8:26	0.0	0.0	8:26	0.0	0.0	-
8:27	0.0	0.0	8:27	0.0	0.0	-
8:28	0.0	0.0	8:28	0.0	0.0	-
8:29	0.0	0.0	8:29	0.0	0.0	-
8:30	0.0	0.0	8:30	0.0	0.0	-
8:31	0.0	0.0	8:31	0.0	0.0	-
8:32	0.0	0.0	8:32	0.0	0.0	-
8:33	0.0	0.0	8:33	0.0	0.0	-
8:34	0.0	0.0	8:34	0.0	0.0	-
8:35	0.0	0.0	8:35	0.0	0.0	-
8:36	0.0	0.0	8:36	0.0	0.0	-
8:37	0.0	0.0	8:37	0.0	0.0	-
8:38	0.0	0.0	8:38	0.0	0.0	-

Grand Union Bowling Alley Site
BCP #360222
150 Westchester Avenue, Port Chester
October 9, 2024

PID DATA						
Upwind			Downwind			
Time	Concentration (ppm)	15-Min Avg Concentration (ppm)	Time	Concentration (ppm)	15-Min Avg Concentration (ppm)	Exceeds VOC Alarm Limit
8:39	0.0	0.0	8:39	0.0	0.0	-
8:40	0.0	0.0	8:40	0.0	0.0	-
8:41	0.0	0.0	8:41	0.0	0.0	-
8:42	0.0	0.0	8:42	0.0	0.0	-
8:43	0.0	0.0	8:43	0.0	0.0	-
8:44	0.0	0.0	8:44	0.0	0.0	-
8:45	0.0	0.0	8:45	0.0	0.0	-
8:46	0.0	0.0	8:46	0.0	0.0	-
8:47	0.0	0.0	8:47	0.0	0.0	-
8:48	0.0	0.0	8:48	0.0	0.0	-
8:49	0.0	0.0	8:49	0.0	0.0	-
8:50	0.0	0.0	8:50	0.0	0.0	-
8:51	0.0	0.0	8:51	0.0	0.0	-
8:52	0.0	0.0	8:52	0.0	0.0	-
8:53	0.0	0.0	8:53	0.0	0.0	-
8:54	0.0	0.0	8:54	0.0	0.0	-
8:55	0.0	0.0	8:55	0.0	0.0	-
8:56	0.0	0.0	8:56	0.0	0.0	-
8:57	0.0	0.0	8:57	0.0	0.0	-
8:58	0.0	0.0	8:58	0.0	0.0	-
8:59	0.0	0.0	8:59	0.0	0.0	-
9:00	0.0	0.0	9:00	0.0	0.0	-
9:01	0.0	0.0	9:01	0.0	0.0	-
9:02	0.0	0.0	9:02	0.0	0.0	-
9:03	0.0	0.0	9:03	0.0	0.0	-
9:04	0.0	0.0	9:04	0.0	0.0	-
9:05	0.0	0.0	9:05	0.0	0.0	-
9:06	0.0	0.0	9:06	0.0	0.0	-
9:07	0.0	0.0	9:07	0.0	0.0	-
9:08	0.0	0.0	9:08	0.0	0.0	-
9:09	0.0	0.0	9:09	0.0	0.0	-
9:10	0.0	0.0	9:10	0.0	0.0	-
9:11	0.0	0.0	9:11	0.0	0.0	-
9:12	0.0	0.0	9:12	0.0	0.0	-
9:13	0.0	0.0	9:13	0.0	0.0	-
9:14	0.0	0.0	9:14	0.0	0.0	-
9:15	0.0	0.0	9:15	0.0	0.0	-
9:16	0.0	0.0	9:16	0.0	0.0	-
9:17	0.0	0.0	9:17	0.0	0.0	-
9:18	0.0	0.0	9:18	0.0	0.0	-
9:19	0.0	0.0	9:19	0.0	0.0	-
9:20	0.0	0.0	9:20	0.0	0.0	-
9:21	0.0	0.0	9:21	0.0	0.0	-
9:22	0.0	0.0	9:22	0.0	0.0	-
9:23	0.0	0.0	9:23	0.0	0.0	-
9:24	0.0	0.0	9:24	0.0	0.0	-
9:25	0.0	0.0	9:25	0.0	0.0	-
9:26	0.0	0.0	9:26	0.0	0.0	-
9:27	0.0	0.0	9:27	0.0	0.0	-

Grand Union Bowling Alley Site
BCP #360222
150 Westchester Avenue, Port Chester
October 9, 2024

PID DATA						
Upwind			Downwind			
Time	Concentration (ppm)	15-Min Avg Concentration (ppm)	Time	Concentration (ppm)	15-Min Avg Concentration (ppm)	Exceeds VOC Alarm Limit
9:28	0.0	0.0	9:28	0.0	0.0	-
9:29	0.0	0.0	9:29	0.0	0.0	-
9:30	0.0	0.0	9:30	0.0	0.0	-
9:31	0.0	0.0	9:31	0.0	0.0	-
9:32	0.0	0.0	9:32	0.0	0.0	-
9:33	0.0	0.0	9:33	0.0	0.0	-
9:34	0.0	0.0	9:34	0.0	0.0	-
9:35	0.0	0.0	9:35	0.0	0.0	-
9:36	0.0	0.0	9:36	0.0	0.0	-
9:37	0.0	0.0	9:37	0.0	0.0	-
9:38	0.0	0.0	9:38	0.0	0.0	-
9:39	0.0	0.0	9:39	0.0	0.0	-
9:40	0.0	0.0	9:40	0.0	0.0	-
9:41	0.0	0.0	9:41	0.0	0.0	-
9:42	0.0	0.0	9:42	0.0	0.0	-
9:43	0.0	0.0	9:43	0.0	0.0	-
9:44	0.0	0.0	9:44	0.0	0.0	-
9:45	0.0	0.0	9:45	0.0	0.0	-
9:46	0.0	0.0	9:46	0.0	0.0	-
9:47	0.0	0.0	9:47	0.0	0.0	-
9:48	0.0	0.0	9:48	0.0	0.0	-
9:49	0.0	0.0	9:49	0.0	0.0	-
9:50	0.0	0.0	9:50	0.0	0.0	-
9:51	0.0	0.0	9:51	0.0	0.0	-
9:52	0.0	0.0	9:52	0.0	0.0	-
9:53	0.0	0.0	9:53	0.0	0.0	-
9:54	0.0	0.0	9:54	0.0	0.0	-
9:55	0.0	0.0	9:55	0.0	0.0	-
9:56	0.0	0.0	9:56	0.0	0.0	-
9:57	0.0	0.0	9:57	0.0	0.0	-
9:58	0.0	0.0	9:58	0.0	0.0	-
9:59	0.0	0.0	9:59	0.0	0.0	-
10:00	0.0	0.0	10:00	0.0	0.0	-
10:01	0.0	0.0	10:01	0.0	0.0	-
10:02	0.0	0.0	10:02	0.0	0.0	-
10:03	0.0	0.0	10:03	0.0	0.0	-
10:04	0.0	0.0	10:04	0.0	0.0	-
10:05	0.0	0.0	10:05	0.0	0.0	-
10:06	0.0	0.0	10:06	0.0	0.0	-
10:07	0.0	0.0	10:07	0.0	0.0	-
10:08	0.0	0.0	10:08	0.0	0.0	-
10:09	0.0	0.0	10:09	0.0	0.0	-
10:10	0.0	0.0	10:10	0.0	0.0	-
10:11	0.0	0.0	10:11	0.0	0.0	-
10:12	0.0	0.0	10:12	0.0	0.0	-
10:13	0.0	0.0	10:13	0.0	0.0	-
10:14	0.0	0.0	10:14	0.0	0.0	-
10:15	0.0	0.0	10:15	0.0	0.0	-
10:16	0.0	0.0	10:16	0.0	0.0	-

Grand Union Bowling Alley Site
BCP #360222
150 Westchester Avenue, Port Chester
October 9, 2024

PID DATA						
Upwind			Downwind			
Time	Concentration (ppm)	15-Min Avg Concentration (ppm)	Time	Concentration (ppm)	15-Min Avg Concentration (ppm)	Exceeds VOC Alarm Limit
10:17	0.0	0.0	10:17	0.0	0.0	-
10:18	0.0	0.0	10:18	0.0	0.0	-
10:19	0.0	0.0	10:19	0.0	0.0	-
10:20	0.0	0.0	10:20	0.0	0.0	-
10:21	0.0	0.0	10:21	0.0	0.0	-
10:22	0.0	0.0	10:22	0.0	0.0	-
10:23	0.0	0.0	10:23	0.0	0.0	-
10:24	0.0	0.0	10:24	0.0	0.0	-
10:25	0.0	0.0	10:25	0.0	0.0	-
10:26	0.0	0.0	10:26	0.0	0.0	-
10:27	0.0	0.0	10:27	0.0	0.0	-
10:28	0.0	0.0	10:28	0.0	0.0	-
10:29	0.0	0.0	10:29	0.0	0.0	-
10:30	0.0	0.0	10:30	0.0	0.0	-
10:31	0.0	0.0	10:31	0.0	0.0	-
10:32	0.0	0.0	10:32	0.0	0.0	-
10:33	0.0	0.0	10:33	0.0	0.0	-
10:34	0.0	0.0	10:34	0.0	0.0	-
10:35	0.0	0.0	10:35	0.0	0.0	-
10:36	0.0	0.0	10:36	0.0	0.0	-
10:37	0.0	0.0	10:37	0.0	0.0	-
10:38	0.0	0.0	10:38	0.0	0.0	-
10:39	0.0	0.0	10:39	0.0	0.0	-
10:40	0.0	0.0	10:40	0.0	0.0	-
10:41	0.0	0.0	10:41	0.0	0.0	-
10:42	0.0	0.0	10:42	0.0	0.0	-
10:43	0.0	0.0	10:43	0.0	0.0	-
10:44	0.0	0.0	10:44	0.0	0.0	-
10:45	0.0	0.0	10:45	0.0	0.0	-
10:46	0.0	0.0	10:46	0.0	0.0	-
10:47	0.0	0.0	10:47	0.0	0.0	-
10:48	0.0	0.0	10:48	0.0	0.0	-
10:49	0.0	0.0	10:49	0.0	0.0	-
10:50	0.0	0.0	10:50	0.0	0.0	-
10:51	0.0	0.0	10:51	0.0	0.0	-
10:52	0.0	0.0	10:52	0.0	0.0	-
10:53	0.0	0.0	10:53	0.0	0.0	-
10:54	0.0	0.0	10:54	0.0	0.0	-
10:55	0.0	0.0	10:55	0.0	0.0	-
10:56	0.0	0.0	10:56	0.0	0.0	-
10:57	0.0	0.0	10:57	0.0	0.0	-
10:58	0.0	0.0	10:58	0.0	0.0	-
10:59	0.0	0.0	10:59	0.0	0.0	-
11:00	0.0	0.0	11:00	0.0	0.0	-
11:01	0.0	0.0	11:01	0.0	0.0	-
11:02	0.0	0.0	11:02	0.0	0.0	-
11:03	0.0	0.0	11:03	0.0	0.0	-
11:04	0.0	0.0	11:04	0.0	0.0	-
11:05	0.0	0.0	11:05	0.0	0.0	-

Grand Union Bowling Alley Site
BCP #360222
150 Westchester Avenue, Port Chester
October 9, 2024

PID DATA						
Upwind			Downwind			
Time	Concentration (ppm)	15-Min Avg Concentration (ppm)	Time	Concentration (ppm)	15-Min Avg Concentration (ppm)	Exceeds VOC Alarm Limit
11:06	0.0	0.0	11:06	0.0	0.0	-
11:07	0.0	0.0	11:07	0.0	0.0	-
11:08	0.0	0.0	11:08	0.0	0.0	-
11:09	0.0	0.0	11:09	0.0	0.0	-
11:10	0.0	0.0	11:10	0.0	0.0	-
11:11	0.0	0.0	11:11	0.0	0.0	-
11:12	0.0	0.0	11:12	0.0	0.0	-
11:13	0.0	0.0	11:13	0.0	0.0	-
11:14	0.0	0.0	11:14	0.0	0.0	-
11:15	0.0	0.0	11:15	0.0	0.0	-
11:16	0.0	0.0	11:16	0.0	0.0	-
11:17	0.0	0.0	11:17	0.0	0.0	-
11:18	0.0	0.0	11:18	0.0	0.0	-
11:19	0.0	0.0	11:19	0.0	0.0	-
11:20	0.0	0.0	11:20	0.0	0.0	-
11:21	0.0	0.0	11:21	0.0	0.0	-
11:22	0.0	0.0	11:22	0.0	0.0	-
11:23	0.0	0.0	11:23	0.0	0.0	-
11:24	0.0	0.0	11:24	0.0	0.0	-
11:25	0.0	0.0	11:25	0.0	0.0	-
11:26	0.0	0.0	11:26	0.0	0.0	-
11:27	0.0	0.0	11:27	0.0	0.0	-
11:28	0.0	0.0	11:28	0.0	0.0	-
11:29	0.0	0.0	11:29	0.0	0.0	-
11:30	0.0	0.0	11:30	0.0	0.0	-
11:31	0.0	0.0	11:31	0.0	0.0	-
11:32	0.0	0.0	11:32	0.0	0.0	-
11:33	0.0	0.0	11:33	0.0	0.0	-
11:34	0.0	0.0	11:34	0.0	0.0	-
11:35	0.0	0.0	11:35	0.0	0.0	-
11:36	0.0	0.0	11:36	0.0	0.0	-
11:37	0.0	0.0	11:37	0.0	0.0	-
11:38	0.0	0.0	11:38	0.0	0.0	-
11:39	0.0	0.0	11:39	0.0	0.0	-
11:40	0.0	0.0	11:40	0.0	0.0	-
11:41	0.0	0.0	11:41	0.0	0.0	-
11:42	0.0	0.0	11:42	0.0	0.0	-
11:43	0.0	0.0	11:43	0.0	0.0	-
11:44	0.0	0.0	11:44	0.0	0.0	-
11:45	0.0	0.0	11:45	0.0	0.0	-
11:46	0.0	0.0	11:46	0.0	0.0	-
11:47	0.0	0.0	11:47	0.0	0.0	-
11:48	0.0	0.0	11:48	0.0	0.0	-
11:49	0.0	0.0	11:49	0.0	0.0	-
11:50	0.0	0.0	11:50	0.0	0.0	-
11:51	0.0	0.0	11:51	0.0	0.0	-
11:52	0.0	0.0	11:52	0.0	0.0	-
11:53	0.0	0.0	11:53	0.0	0.0	-
11:54	0.0	0.0	11:54	0.0	0.0	-

Grand Union Bowling Alley Site
BCP #360222
150 Westchester Avenue, Port Chester
October 9, 2024

PID DATA						
Upwind			Downwind			
Time	Concentration (ppm)	15-Min Avg Concentration (ppm)	Time	Concentration (ppm)	15-Min Avg Concentration (ppm)	Exceeds VOC Alarm Limit
11:55	0.0	0.0	11:55	0.0	0.0	-
11:56	0.0	0.0	11:56	0.0	0.0	-
11:57	0.0	0.0	11:57	0.0	0.0	-
11:58	0.0	0.0	11:58	0.0	0.0	-
11:59	0.0	0.0	11:59	0.0	0.0	-
12:00	0.0	0.0	12:00	0.0	0.0	-
12:01	0.0	0.0	12:01	0.0	0.0	-
12:02	0.0	0.0	12:02	0.0	0.0	-
12:03	0.0	0.0	12:03	0.0	0.0	-
12:04	0.0	0.0	12:04	0.0	0.0	-
12:05	0.0	0.0	12:05	0.0	0.0	-
12:06	0.0	0.0	12:06	0.0	0.0	-
12:07	0.0	0.0	12:07	0.0	0.0	-
12:08	0.0	0.0	12:08	0.0	0.0	-
12:09	0.0	0.0	12:09	0.0	0.0	-
12:10	0.0	0.0	12:10	0.0	0.0	-
12:11	0.0	0.0	12:11	0.0	0.0	-
12:12	0.0	0.0	12:12	0.0	0.0	-
12:13	0.0	0.0	12:13	0.0	0.0	-
12:14	0.0	0.0	12:14	0.0	0.0	-
12:15	0.0	0.0	12:15	0.0	0.0	-
12:16	0.0	0.0	12:16	0.0	0.0	-
12:17	0.0	0.0	12:17	0.0	0.0	-
12:18	0.0	0.0	12:18	0.0	0.0	-
12:19	0.0	0.0	12:19	0.0	0.0	-
12:20	0.0	0.0	12:20	0.0	0.0	-
12:21	0.0	0.0	12:21	0.0	0.0	-
12:22	0.0	0.0	12:22	0.0	0.0	-
12:23	0.0	0.0	12:23	0.0	0.0	-
12:24	0.0	0.0	12:24	0.0	0.0	-
12:25	0.0	0.0	12:25	0.0	0.0	-
12:26	0.0	0.0	12:26	0.0	0.0	-
12:27	0.0	0.0	12:27	0.0	0.0	-
12:28	0.0	0.0	12:28	0.0	0.0	-
12:29	0.0	0.0	12:29	0.0	0.0	-
12:30	0.0	0.0	12:30	0.0	0.0	-
12:31	0.0	0.0	12:31	0.0	0.0	-
12:32	0.0	0.0	12:32	0.0	0.0	-
12:33	0.0	0.0	12:33	0.0	0.0	-
12:34	0.0	0.0	12:34	0.0	0.0	-
12:35	0.0	0.0	12:35	0.0	0.0	-
12:36	0.0	0.0	12:36	0.0	0.0	-
12:37	0.0	0.0	12:37	0.0	0.0	-
12:38	0.0	0.0	12:38	0.0	0.0	-
12:39	0.0	0.0	12:39	0.0	0.0	-
12:40	0.0	0.0	12:40	0.0	0.0	-
12:41	0.0	0.0	12:41	0.0	0.0	-
12:42	0.0	0.0	12:42	0.0	0.0	-
12:43	0.0	0.0	12:43	0.0	0.0	-

Grand Union Bowling Alley Site
BCP #360222
150 Westchester Avenue, Port Chester
October 9, 2024

PID DATA						
Upwind			Downwind			
Time	Concentration (ppm)	15-Min Avg Concentration (ppm)	Time	Concentration (ppm)	15-Min Avg Concentration (ppm)	Exceeds VOC Alarm Limit
12:44	0.0	0.0	12:44	0.0	0.0	-
12:45	0.0	0.0	12:45	0.0	0.0	-
12:46	0.0	0.0	12:46	0.0	0.0	-
12:47	0.0	0.0	12:47	0.0	0.0	-
12:48	0.0	0.0	12:48	0.0	0.0	-
12:49	0.0	0.0	12:49	0.0	0.0	-
12:50	0.0	0.0	12:50	0.0	0.0	-
12:51	0.0	0.0	12:51	0.0	0.0	-
12:52	0.0	0.0	12:52	0.0	0.0	-
12:53	0.0	0.0	12:53	0.0	0.0	-
12:54	0.0	0.0	12:54	0.0	0.0	-
12:55	0.0	0.0	12:55	0.0	0.0	-
12:56	0.0	0.0	12:56	0.0	0.0	-
12:57	0.0	0.0	12:57	0.0	0.0	-
12:58	0.0	0.0	12:58	0.0	0.0	-
12:59	0.0	0.0	12:59	0.0	0.0	-
13:00	0.0	0.0	13:00	0.0	0.0	-
13:01	0.0	0.0	13:01	0.0	0.0	-
13:02	0.0	0.0	13:02	0.0	0.0	-
13:03	0.0	0.0	13:03	0.0	0.0	-
13:04	0.0	0.0	13:04	0.0	0.0	-
13:05	0.0	0.0	13:05	0.0	0.0	-
13:06	0.0	0.0	13:06	0.0	0.0	-
13:07	0.0	0.0	13:07	0.0	0.0	-
13:08	0.0	0.0	13:08	0.0	0.0	-
13:09	0.0	0.0	13:09	0.0	0.0	-
13:10	0.0	0.0	13:10	0.0	0.0	-
13:11	0.0	0.0	13:11	0.0	0.0	-
13:12	0.0	0.0	13:12	0.0	0.0	-
13:13	0.0	0.0	13:13	0.0	0.0	-
13:14	0.0	0.0	13:14	0.0	0.0	-
13:15	0.0	0.0	13:15	0.0	0.0	-
13:16	0.0	0.0	13:16	0.0	0.0	-
13:17	0.0	0.0	13:17	0.0	0.0	-
13:18	0.0	0.0	13:18	0.0	0.0	-
13:19	0.0	0.0	13:19	0.0	0.0	-
13:20	0.0	0.0	13:20	0.0	0.0	-
13:21	0.0	0.0	13:21	0.0	0.0	-
13:22	0.0	0.0	13:22	0.0	0.0	-
13:23	0.0	0.0	13:23	0.0	0.0	-
13:24	0.0	0.0	13:24	0.0	0.0	-
13:25	0.0	0.0	13:25	0.0	0.0	-
13:26	0.0	0.0	13:26	0.0	0.0	-
13:27	0.0	0.0	13:27	0.0	0.0	-
13:28	0.0	0.0	13:28	0.0	0.0	-
13:29	0.0	0.0	13:29	0.0	0.0	-
13:30	0.0	0.0	13:30	0.0	0.0	-
13:31	0.0	0.0	13:31	0.0	0.0	-
13:32	0.0	0.0	13:32	0.0	0.0	-

Grand Union Bowling Alley Site
BCP #360222
150 Westchester Avenue, Port Chester
October 9, 2024

PID DATA						
Upwind			Downwind			
Time	Concentration (ppm)	15-Min Avg Concentration (ppm)	Time	Concentration (ppm)	15-Min Avg Concentration (ppm)	Exceeds VOC Alarm Limit
13:33	0.0	0.0	13:33	0.0	0.0	-
13:34	0.0	0.0	13:34	0.0	0.0	-
13:35	0.0	0.0	13:35	0.0	0.0	-
13:36	0.0	0.0	13:36	0.0	0.0	-
13:37	0.0	0.0	13:37	0.0	0.0	-
13:38	0.0	0.0	13:38	0.0	0.0	-
13:39	0.0	0.0	13:39	0.0	0.0	-
13:40	0.0	0.0	13:40	0.0	0.0	-
13:41	0.0	0.0	13:41	0.0	0.0	-
13:42	0.0	0.0	13:42	0.0	0.0	-
13:43	0.0	0.0	13:43	0.0	0.0	-
13:44	0.0	0.0	13:44	0.0	0.0	-
13:45	0.0	0.0	13:45	0.0	0.0	-
13:46	0.0	0.0	13:46	0.0	0.0	-
13:47	0.0	0.0	13:47	0.0	0.0	-
13:48	0.0	0.0	13:48	0.0	0.0	-
13:49	0.0	0.0	13:49	0.0	0.0	-
13:50	0.0	0.0	13:50	0.0	0.0	-
13:51	0.0	0.0	13:51	0.0	0.0	-
13:52	0.0	0.0	13:52	0.0	0.0	-
13:53	0.0	0.0	13:53	0.0	0.0	-
13:54	0.0	0.0	13:54	0.0	0.0	-
13:55	0.0	0.0	13:55	0.0	0.0	-
13:56	0.0	0.0	13:56	0.0	0.0	-
13:57	0.0	0.0	13:57	0.0	0.0	-
13:58	0.0	0.0	13:58	0.0	0.0	-
13:59	0.0	0.0	13:59	0.0	0.0	-
14:00	0.0	0.0	14:00	0.0	0.0	-
14:01	0.0	0.0	14:01	0.0	0.0	-
14:02	0.0	0.0	14:02	0.0	0.0	-
14:03	0.0	0.0	14:03	0.0	0.0	-
14:04	0.0	0.0	14:04	0.0	0.0	-
14:05	0.0	0.0	14:05	0.0	0.0	-
14:06	0.0	0.0	14:06	0.0	0.0	-
14:07	0.0	0.0	14:07	0.0	0.0	-
14:08	0.0	0.0	14:08	0.0	0.0	-
14:09	0.0	0.0	14:09	0.0	0.0	-
14:10	0.0	0.0	14:10	0.0	0.0	-
14:11	0.0	0.0	14:11	0.0	0.0	-
14:12	0.0	0.0	14:12	0.0	0.0	-
14:13	0.0	0.0	14:13	0.0	0.0	-
14:14	0.0	0.0	14:14	0.0	0.0	-
14:15	0.0	0.0	14:15	0.0	0.0	-
14:16	0.0	0.0	14:16	0.0	0.0	-
14:17	0.0	0.0	14:17	0.0	0.0	-
14:18	0.0	0.0	14:18	0.0	0.0	-
14:19	0.0	0.0	14:19	0.0	0.0	-
14:20	0.0	0.0	14:20	0.0	0.0	-
14:21	0.0	0.0	14:21	0.0	0.0	-

Grand Union Bowling Alley Site
BCP #360222
150 Westchester Avenue, Port Chester
October 9, 2024

PID DATA						
Upwind			Downwind			
Time	Concentration (ppm)	15-Min Avg Concentration (ppm)	Time	Concentration (ppm)	15-Min Avg Concentration (ppm)	Exceeds VOC Alarm Limit
14:22	0.0	0.0	14:22	0.0	0.0	-
14:23	0.0	0.0	14:23	0.0	0.0	-
14:24	0.0	0.0	14:24	0.0	0.0	-
14:25	0.0	0.0	14:25	0.0	0.0	-
14:26	0.0	0.0	14:26	0.0	0.0	-
14:27	0.0	0.0	14:27	0.0	0.0	-
14:28	0.0	0.0	14:28	0.0	0.0	-
14:29	0.0	0.0	14:29	0.0	0.0	-
14:30	0.0	0.0	14:30	0.0	0.0	-
14:31	0.0	0.0	14:31	0.0	0.0	-
14:32	0.0	0.0	14:32	0.0	0.0	-
14:33	0.0	0.0	14:33	0.0	0.0	-
14:34	0.0	0.0	14:34	0.0	0.0	-
14:35	0.0	0.0	14:35	0.0	0.0	-
14:36	0.0	0.0	14:36	0.0	0.0	-
14:37	0.0	0.0	14:37	0.0	0.0	-
14:38	0.0	0.0	14:38	0.0	0.0	-
14:39	0.0	0.0	14:39	0.0	0.0	-
14:40	0.0	0.0	14:40	0.0	0.0	-
14:41	0.0	0.0	14:41	0.0	0.0	-
14:42	0.0	0.0	14:42	0.0	0.0	-
14:43	0.0	0.0	14:43	0.0	0.0	-
14:44	0.0	0.0	14:44	0.0	0.0	-
14:45	0.0	0.0	14:45	0.0	0.0	-
14:46	0.0	0.0	14:46	0.0	0.0	-
14:47	0.0	0.0	14:47	0.0	0.0	-
14:48	0.0	0.0	14:48	0.0	0.0	-
14:49	0.0	0.0	14:49	0.0	0.0	-
14:50	0.0	0.0	14:50	0.0	0.0	-
14:51	0.0	0.0	14:51	0.0	0.0	-
14:52	0.0	0.0	14:52	0.0	0.0	-
14:53	0.0	0.0	14:53	0.0	0.0	-
14:54	0.0	0.0	14:54	0.0	0.0	-
14:55	0.0	0.0	14:55	0.0	0.0	-
14:56	0.0	0.0	14:56	0.0	0.0	-
14:57	0.0	0.0	14:57	0.0	0.0	-
14:58	0.0	0.0	14:58	0.0	0.0	-
14:59	0.0	0.0	14:59	0.0	0.0	-
15:00	0.0	0.0	15:00	0.0	0.0	-
15:01	0.0	0.0	15:01	0.0	0.0	-

SESI CONSULTING ENGINEERS

959 US-46 Floor 3, Suite 300 - Parsippany-Troy Hills, NJ

DAILY AIR MONITORING REPORT
150 Westchester Avenue
Port Chester, New York

10/10/2024

Rev. No. 0	Page 1 of 2
Project Number: 11895A	
Dust Action Level	150 µg/m^3
VOC Action Level	5 ppm

Weather Data Range for Work Day		Wind Direction	NNW	Relative Humidity (%)	38.0 - 84.0	Daily Rain Total (in)	0.00	Readings in the summary table and graphs below are the reported downwind concentrations.
Temperature (°F)	44.0 - 62.0	Wind Speed (MPH)	1.9 - 9.2	Barometer (inHg)	30.00 - 30.10	Avg. Dew Point Temp (°F)	40.0	

Station Location	Daily Avg. Dust Concentration (µg/m^3)	Max 15-Min Dust Concentration (µg/m^3)	Time of Max Dust Reading	Daily Avg. VOC Concentration (ppm)	Max 15-Min VOC Concentration (ppm)	Time of Max VOC Reading
Upwind	4.6	31.1	15:01	0.0	0.0	8:34
Downwind	-10.0	-4.2	8:35	0.0	0.0	8:35

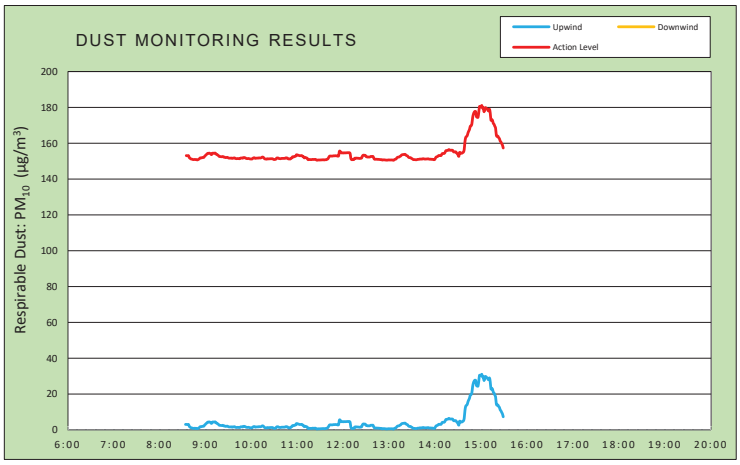

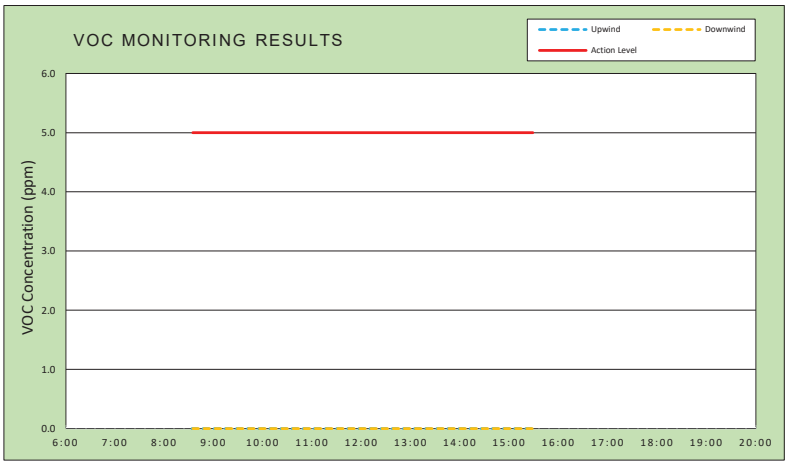

Air Monitoring Notes:

Weather Notes:

EMILCOTT
A Triumvirate Environmental Company

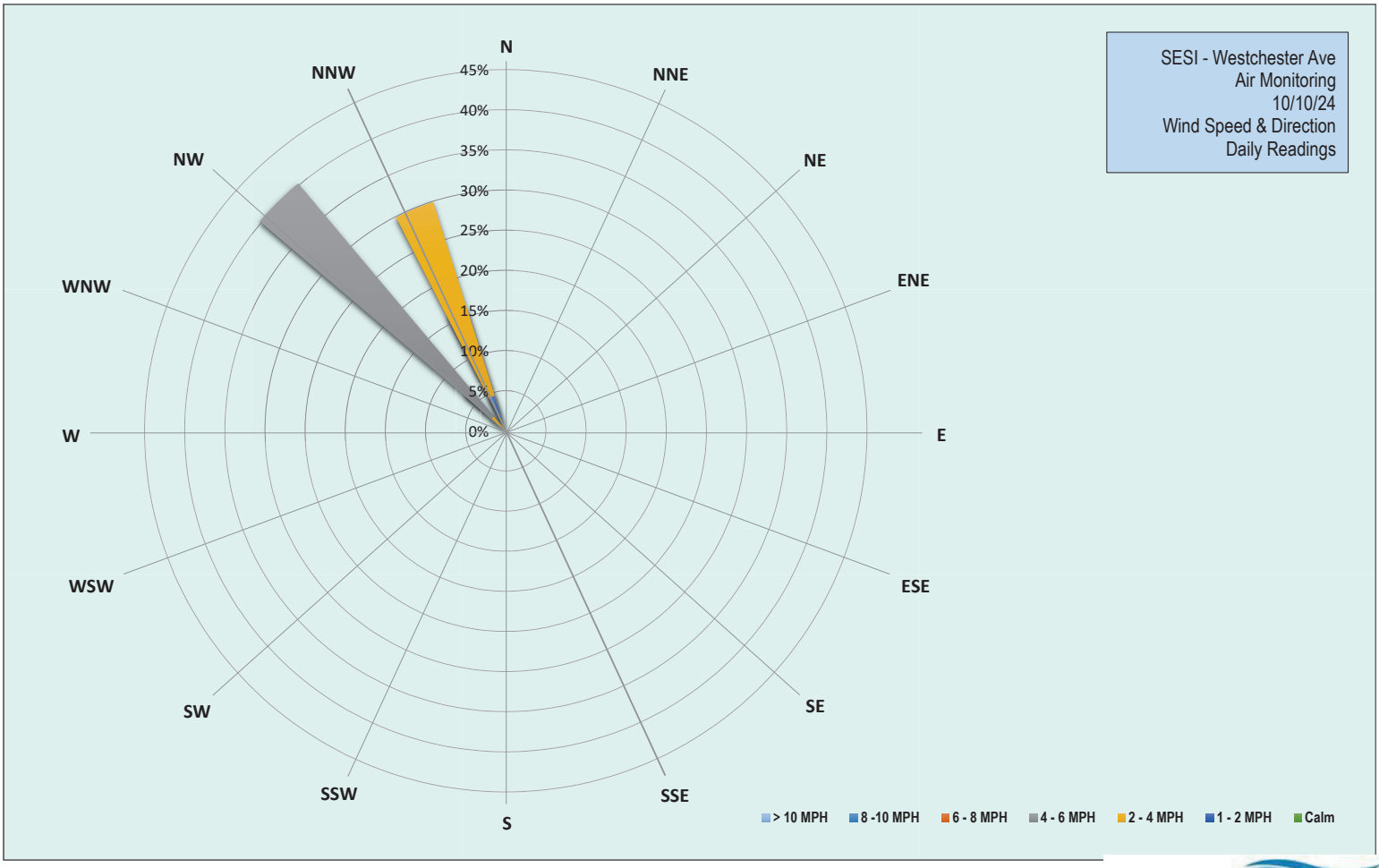

EMILCOTT
A Triumvirate Environmental Company

Grand Union Bowling Alley Site
BCP #360222
150 Westchester Avenue, Port Chester
October 10, 2024

Thursday, October 10, 2024						
Number of Instances Where Downwind Particulates Exceeds Upwind Particulate + 150 =						0
Number of Comparable Data Points =						415
Start Time:						8:19
End Time:						15:29
PARTICULATE DATA						
Upwind			Downwind			Exceeds Particulate Alarm Limit
Time	Concentration (ug/m^3)	15-Min Avg Concentration (ug/m^3)	Time	Concentration (ug/m^3)	15-Min Avg Concentration (ug/m^3)	
8:19	2.0	-	8:19	-	-	-
8:20	0.3	-	8:20	-4.0	-	-
8:21	1.5	-	8:21	-4.5	-	-
8:22	0.3	-	8:22	-4.0	-	-
8:23	0.8	-	8:23	-3.8	-	-
8:24	16.5	-	8:24	-0.8	-	-
8:25	5.8	-	8:25	-2.0	-	-
8:26	6.0	-	8:26	-3.0	-	-
8:27	2.0	-	8:27	-4.5	-	-
8:28	1.8	-	8:28	-4.8	-	-
8:29	2.8	-	8:29	-4.8	-	-
8:30	0.8	-	8:30	-5.0	-	-
8:31	0.3	-	8:31	-4.5	-	-
8:32	1.8	-	8:32	-5.5	-	-
8:33	0.8	-	8:33	-5.3	-	-
8:34	5.3	3.1	8:34	-5.0	-	-
8:35	0.8	3.1	8:35	-5.3	-4.2	-
8:36	0.0	3.0	8:36	-5.5	-4.2	-
8:37	0.8	3.1	8:37	-5.5	-4.3	-
8:38	1.0	3.1	8:38	-5.0	-4.4	-
8:39	0.0	2.0	8:39	-4.5	-4.7	-
8:40	0.5	1.6	8:40	-5.3	-4.9	-
8:41	0.8	1.3	8:41	-5.3	-5.0	-
8:42	0.3	1.2	8:42	-5.3	-5.1	-
8:43	0.0	1.0	8:43	-5.8	-5.2	-
8:44	0.5	0.9	8:44	-5.3	-5.2	-
8:45	1.0	0.9	8:45	-6.0	-5.3	-
8:46	1.0	1.0	8:46	-6.0	-5.4	-
8:47	0.8	0.9	8:47	-5.8	-5.4	-
8:48	1.5	0.9	8:48	-6.0	-5.4	-
8:49	2.0	0.7	8:49	-6.0	-5.5	-
8:50	1.8	0.8	8:50	-6.0	-5.5	-
8:51	3.5	1.0	8:51	-5.8	-5.6	-
8:52	4.8	1.3	8:52	-5.8	-5.6	-
8:53	8.3	1.8	8:53	-6.0	-5.6	-
8:54	1.3	1.9	8:54	-6.5	-5.8	-
8:55	0.0	1.8	8:55	-5.8	-5.8	-
8:56	4.3	2.1	8:56	-4.5	-5.8	-
8:57	0.3	2.1	8:57	-6.0	-5.8	-
8:58	1.0	2.1	8:58	-6.0	-5.8	-
8:59	10.0	2.8	8:59	-6.0	-5.9	-

Grand Union Bowling Alley Site
BCP #360222
150 Westchester Avenue, Port Chester
October 10, 2024

PARTICULATE DATA						
Upwind			Downwind			Exceeds Particulate Alarm Limit
Time	Concentration (ug/m^3)	15-Min Avg Concentration (ug/m^3)	Time	Concentration (ug/m^3)	15-Min Avg Concentration (ug/m^3)	
9:00	6.8	3.1	9:00	-5.8	-5.9	-
9:01	8.0	3.6	9:01	-6.8	-5.9	-
9:02	5.5	3.9	9:02	-6.0	-5.9	-
9:03	8.5	4.4	9:03	-6.8	-6.0	-
9:04	1.3	4.3	9:04	-6.5	-6.0	-
9:05	4.0	4.5	9:05	-6.3	-6.0	-
9:06	1.3	4.3	9:06	-6.5	-6.1	-
9:07	0.3	4.0	9:07	-6.0	-6.1	-
9:08	2.0	3.6	9:08	8.3	-5.1	-
9:09	12.0	4.3	9:09	-6.5	-5.1	-
9:10	2.0	4.5	9:10	-5.8	-5.1	-
9:11	3.5	4.4	9:11	-7.0	-5.3	-
9:12	1.0	4.5	9:12	-7.0	-5.4	-
9:13	1.3	4.5	9:13	-7.0	-5.4	-
9:14	0.8	3.9	9:14	-6.8	-5.5	-
9:15	6.3	3.8	9:15	-6.5	-5.5	-
9:16	1.8	3.4	9:16	-6.8	-5.5	-
9:17	1.5	3.2	9:17	-6.8	-5.6	-
9:18	1.0	2.7	9:18	-7.0	-5.6	-
9:19	0.3	2.6	9:19	4.8	-4.9	-
9:20	3.3	2.5	9:20	-7.0	-4.9	-
9:21	0.3	2.5	9:21	-7.3	-5.0	-
9:22	1.0	2.5	9:22	-7.5	-5.1	-
9:23	3.0	2.6	9:23	-7.8	-6.1	-
9:24	6.3	2.2	9:24	-6.3	-6.1	-
9:25	2.8	2.3	9:25	-6.3	-6.1	-
9:26	0.5	2.1	9:26	-6.8	-6.1	-
9:27	0.3	2.0	9:27	-7.5	-6.2	-
9:28	3.0	2.1	9:28	-7.5	-6.2	-
9:29	0.3	2.1	9:29	-7.8	-6.3	-
9:30	2.0	1.8	9:30	-7.5	-6.3	-
9:31	0.3	1.7	9:31	-8.3	-6.4	-
9:32	1.3	1.7	9:32	-7.5	-6.5	-
9:33	1.0	1.7	9:33	-8.0	-6.5	-
9:34	1.0	1.7	9:34	-8.0	-7.4	-
9:35	0.0	1.5	9:35	-8.5	-7.5	-
9:36	3.0	1.7	9:36	-6.8	-7.5	-
9:37	1.3	1.7	9:37	-7.5	-7.5	-
9:38	4.8	1.8	9:38	0.3	-6.9	-
9:39	2.3	1.6	9:39	-8.3	-7.1	-
9:40	0.5	1.4	9:40	-7.8	-7.2	-
9:41	0.3	1.4	9:41	-6.5	-7.1	-
9:42	1.3	1.5	9:42	-7.5	-7.1	-
9:43	2.0	1.4	9:43	-6.3	-7.1	-
9:44	1.0	1.5	9:44	-7.8	-7.1	-
9:45	0.5	1.4	9:45	-7.8	-7.1	-
9:46	5.8	1.7	9:46	-9.0	-7.1	-
9:47	2.0	1.8	9:47	-9.0	-7.2	-

Grand Union Bowling Alley Site
BCP #360222
150 Westchester Avenue, Port Chester
October 10, 2024

PARTICULATE DATA						
Upwind			Downwind			Exceeds Particulate Alarm Limit
Time	Concentration (ug/m^3)	15-Min Avg Concentration (ug/m^3)	Time	Concentration (ug/m^3)	15-Min Avg Concentration (ug/m^3)	
9:48	0.5	1.7	9:48	-8.3	-7.2	-
9:49	0.0	1.7	9:49	-8.8	-7.3	-
9:50	6.3	2.1	9:50	-8.5	-7.3	-
9:51	0.3	1.9	9:51	-8.5	-7.4	-
9:52	1.0	1.9	9:52	-9.0	-7.5	-
9:53	0.0	1.6	9:53	-8.0	-8.1	-
9:54	0.5	1.5	9:54	-6.8	-8.0	-
9:55	0.0	1.4	9:55	-7.8	-8.0	-
9:56	1.5	1.5	9:56	-8.8	-8.1	-
9:57	0.0	1.4	9:57	-8.8	-8.2	-
9:58	0.0	1.3	9:58	-9.3	-8.4	-
9:59	0.0	1.2	9:59	-9.0	-8.5	-
10:00	0.5	1.2	10:00	-8.8	-8.5	-
10:01	5.8	1.2	10:01	-9.8	-8.6	-
10:02	8.0	1.6	10:02	-9.5	-8.6	-
10:03	3.8	1.8	10:03	-3.8	-8.3	-
10:04	1.0	1.9	10:04	-9.0	-8.3	-
10:05	1.3	1.6	10:05	-8.5	-8.3	-
10:06	1.5	1.7	10:06	-9.0	-8.4	-
10:07	1.5	1.7	10:07	-8.5	-8.3	-
10:08	0.8	1.7	10:08	-8.8	-8.4	-
10:09	0.0	1.7	10:09	-8.8	-8.5	-
10:10	2.3	1.9	10:10	-9.0	-8.6	-
10:11	0.5	1.8	10:11	-8.8	-8.6	-
10:12	0.0	1.8	10:12	-9.3	-8.6	-
10:13	2.3	1.9	10:13	-0.8	-8.1	-
10:14	4.3	2.2	10:14	-8.8	-8.1	-
10:15	1.5	2.3	10:15	-9.0	-8.1	-
10:16	1.3	2.0	10:16	-9.3	-8.0	-
10:17	0.3	1.5	10:17	-9.5	-8.0	-
10:18	0.3	1.2	10:18	-8.5	-8.4	-
10:19	0.5	1.2	10:19	-9.0	-8.4	-
10:20	0.0	1.1	10:20	-9.0	-8.4	-
10:21	5.0	1.4	10:21	-8.8	-8.4	-
10:22	0.3	1.3	10:22	-7.3	-8.3	-
10:23	1.0	1.3	10:23	-9.3	-8.3	-
10:24	0.5	1.3	10:24	-9.0	-8.3	-
10:25	2.8	1.4	10:25	-9.0	-8.3	-
10:26	0.5	1.4	10:26	-10.0	-8.4	-
10:27	0.3	1.4	10:27	-8.8	-8.4	-
10:28	1.0	1.3	10:28	-9.5	-9.0	-
10:29	0.0	1.0	10:29	-10.0	-9.1	-
10:30	0.3	0.9	10:30	-9.5	-9.1	-
10:31	2.3	1.0	10:31	-9.5	-9.1	-
10:32	1.8	1.1	10:32	-9.0	-9.1	-
10:33	9.5	1.7	10:33	-9.8	-9.2	-
10:34	1.5	1.8	10:34	-9.0	-9.2	-
10:35	0.0	1.8	10:35	-9.3	-9.2	-

Grand Union Bowling Alley Site
BCP #360222
150 Westchester Avenue, Port Chester
October 10, 2024

PARTICULATE DATA						
Upwind			Downwind			Exceeds Particulate Alarm Limit
Time	Concentration (ug/m^3)	15-Min Avg Concentration (ug/m^3)	Time	Concentration (ug/m^3)	15-Min Avg Concentration (ug/m^3)	
10:36	0.3	1.5	10:36	-9.0	-9.2	-
10:37	0.0	1.4	10:37	-8.3	-9.3	-
10:38	0.0	1.4	10:38	-9.8	-9.3	-
10:39	2.0	1.5	10:39	-10.0	-9.4	-
10:40	4.0	1.6	10:40	-8.8	-9.3	-
10:41	0.3	1.5	10:41	-9.8	-9.3	-
10:42	0.5	1.6	10:42	-9.5	-9.4	-
10:43	1.0	1.6	10:43	-10.0	-9.4	-
10:44	0.8	1.6	10:44	-10.0	-9.4	-
10:45	4.3	1.9	10:45	-10.5	-9.5	-
10:46	0.0	1.7	10:46	-10.3	-9.5	-
10:47	2.8	1.8	10:47	-10.0	-9.6	-
10:48	2.8	1.3	10:48	-9.3	-9.6	-
10:49	0.0	1.2	10:49	-9.8	-9.6	-
10:50	0.0	1.2	10:50	-10.0	-9.7	-
10:51	0.0	1.2	10:51	-10.0	-9.7	-
10:52	7.5	1.7	10:52	-10.0	-9.8	-
10:53	1.5	1.8	10:53	-9.8	-9.8	-
10:54	12.3	2.5	10:54	-10.3	-9.9	-
10:55	1.8	2.4	10:55	-9.0	-9.9	-
10:56	2.5	2.5	10:56	-10.0	-9.9	-
10:57	4.0	2.7	10:57	-10.0	-9.9	-
10:58	1.8	2.8	10:58	-10.0	-9.9	-
10:59	13.0	3.6	10:59	-10.0	-9.9	-
11:00	0.3	3.3	11:00	-10.0	-9.9	-
11:01	0.5	3.4	11:01	-10.3	-9.9	-
11:02	0.5	3.2	11:02	-10.0	-9.9	-
11:03	0.3	3.1	11:03	-10.5	-10.0	-
11:04	0.3	3.1	11:04	-10.8	-10.0	-
11:05	0.0	3.1	11:05	-10.8	-10.1	-
11:06	0.5	3.1	11:06	-10.8	-10.1	-
11:07	0.5	2.6	11:07	-10.5	-10.2	-
11:08	1.3	2.6	11:08	-10.0	-10.2	-
11:09	0.5	1.8	11:09	-10.8	-10.2	-
11:10	4.8	2.0	11:10	-10.0	-10.3	-
11:11	2.0	2.0	11:11	-10.0	-10.3	-
11:12	0.3	1.8	11:12	-10.0	-10.3	-
11:13	0.0	1.6	11:13	-10.0	-10.3	-
11:14	1.0	0.8	11:14	-9.5	-10.3	-
11:15	2.0	1.0	11:15	-10.3	-10.3	-
11:16	0.0	0.9	11:16	-10.8	-10.3	-
11:17	0.0	0.9	11:17	-9.5	-10.3	-
11:18	0.0	0.9	11:18	-10.0	-10.2	-
11:19	0.5	0.9	11:19	-9.8	-10.2	-
11:20	1.5	1.0	11:20	-10.5	-10.2	-
11:21	0.0	1.0	11:21	-10.3	-10.1	-
11:22	0.5	1.0	11:22	-10.0	-10.1	-
11:23	1.8	1.0	11:23	-9.8	-10.1	-

Grand Union Bowling Alley Site
BCP #360222
150 Westchester Avenue, Port Chester
October 10, 2024

PARTICULATE DATA						
Upwind			Downwind			Exceeds Particulate Alarm Limit
Time	Concentration (ug/m^3)	15-Min Avg Concentration (ug/m^3)	Time	Concentration (ug/m^3)	15-Min Avg Concentration (ug/m^3)	
11:24	0.3	1.0	11:24	-11.3	-10.1	-
11:25	0.0	0.7	11:25	-11.0	-10.2	-
11:26	0.3	0.5	11:26	-10.0	-10.2	-
11:27	2.0	0.7	11:27	-10.8	-10.2	-
11:28	0.0	0.7	11:28	-11.0	-10.3	-
11:29	1.0	0.7	11:29	-10.5	-10.4	-
11:30	2.3	0.7	11:30	-10.8	-10.4	-
11:31	0.5	0.7	11:31	-11.5	-10.4	-
11:32	0.3	0.7	11:32	-10.8	-10.5	-
11:33	0.5	0.8	11:33	-11.0	-10.6	-
11:34	1.0	0.8	11:34	-11.0	-10.7	-
11:35	0.0	0.7	11:35	-11.8	-10.8	-
11:36	1.3	0.8	11:36	-11.3	-10.8	-
11:37	1.3	0.8	11:37	-11.0	-10.9	-
11:38	1.8	0.8	11:38	-11.0	-11.0	-
11:39	4.5	1.1	11:39	-10.8	-10.9	-
11:40	2.8	1.3	11:40	-7.8	-10.7	-
11:41	11.5	2.0	11:41	-9.5	-10.7	-
11:42	12.5	2.7	11:42	-10.8	-10.7	-
11:43	2.0	2.9	11:43	-10.8	-10.7	-
11:44	0.8	2.9	11:44	-10.5	-10.7	-
11:45	2.0	2.8	11:45	-10.3	-10.6	-
11:46	0.8	2.9	11:46	-10.5	-10.6	-
11:47	1.8	3.0	11:47	-11.0	-10.6	-
11:48	1.0	3.0	11:48	-10.5	-10.6	-
11:49	1.0	3.0	11:49	-11.3	-10.6	-
11:50	0.8	3.0	11:50	-10.8	-10.5	-
11:51	0.5	3.0	11:51	-11.3	-10.5	-
11:52	0.3	2.9	11:52	-11.5	-10.5	-
11:53	0.0	2.8	11:53	-10.8	-10.5	-
11:54	6.0	2.9	11:54	-11.5	-10.6	-
11:55	42.8	5.6	11:55	-11.8	-10.8	-
11:56	11.0	5.5	11:56	-11.5	-11.0	-
11:57	0.3	4.7	11:57	-11.3	-11.0	-
11:58	0.5	4.6	11:58	-11.5	-11.1	-
11:59	1.5	4.7	11:59	-11.3	-11.1	-
12:00	0.3	4.6	12:00	-11.8	-11.2	-
12:01	2.5	4.7	12:01	-11.8	-11.3	-
12:02	1.0	4.6	12:02	-11.3	-11.3	-
12:03	1.3	4.6	12:03	-10.0	-11.3	-
12:04	1.5	4.7	12:04	-12.0	-11.3	-
12:05	1.0	4.7	12:05	-11.5	-11.4	-
12:06	1.3	4.7	12:06	-10.5	-11.3	-
12:07	0.0	4.7	12:07	-12.0	-11.4	-
12:08	0.0	4.7	12:08	-11.8	-11.4	-
12:09	0.5	4.4	12:09	-9.8	-11.3	-
12:10	0.5	1.5	12:10	-11.3	-11.3	-
12:11	0.8	0.9	12:11	-11.3	-11.3	-

Grand Union Bowling Alley Site
BCP #360222
150 Westchester Avenue, Port Chester
October 10, 2024

PARTICULATE DATA						
Upwind			Downwind			Exceeds Particulate Alarm Limit
Time	Concentration (ug/m^3)	15-Min Avg Concentration (ug/m^3)	Time	Concentration (ug/m^3)	15-Min Avg Concentration (ug/m^3)	
12:12	0.3	0.9	12:12	-11.3	-11.3	-
12:13	1.3	0.9	12:13	-10.5	-11.2	-
12:14	1.3	0.9	12:14	-11.0	-11.2	-
12:15	12.0	1.7	12:15	-11.5	-11.2	-
12:16	0.8	1.6	12:16	-11.3	-11.1	-
12:17	3.5	1.7	12:17	-9.3	-11.0	-
12:18	0.3	1.7	12:18	-11.0	-11.1	-
12:19	1.5	1.7	12:19	-11.8	-11.0	-
12:20	0.3	1.6	12:20	-11.3	-11.0	-
12:21	0.0	1.5	12:21	-10.8	-11.0	-
12:22	0.5	1.6	12:22	-9.3	-10.9	-
12:23	2.0	1.7	12:23	-9.0	-10.7	-
12:24	0.5	1.7	12:24	-11.3	-10.8	-
12:25	16.8	2.8	12:25	-11.0	-10.8	-
12:26	8.8	3.3	12:26	-11.3	-10.8	-
12:27	0.8	3.3	12:27	-11.5	-10.8	-
12:28	0.3	3.3	12:28	-11.3	-10.8	-
12:29	0.3	3.2	12:29	-10.8	-10.8	-
12:30	1.3	2.5	12:30	-11.0	-10.8	-
12:31	0.3	2.5	12:31	-10.8	-10.7	-
12:32	1.0	2.3	12:32	-11.3	-10.9	-
12:33	0.8	2.3	12:33	-11.5	-10.9	-
12:34	1.3	2.3	12:34	-11.5	-10.9	-
12:35	1.3	2.4	12:35	-11.5	-10.9	-
12:36	4.0	2.6	12:36	-11.8	-11.0	-
12:37	0.3	2.6	12:37	-10.5	-11.1	-
12:38	2.0	2.6	12:38	-12.0	-11.3	-
12:39	0.5	2.6	12:39	-11.8	-11.3	-
12:40	1.3	1.6	12:40	-12.0	-11.4	-
12:41	1.0	1.1	12:41	-7.8	-11.1	-
12:42	1.0	1.1	12:42	-12.0	-11.2	-
12:43	0.0	1.1	12:43	-12.3	-11.2	-
12:44	0.3	1.1	12:44	-12.5	-11.3	-
12:45	0.3	1.0	12:45	-12.3	-11.4	-
12:46	0.3	1.0	12:46	-12.5	-11.5	-
12:47	0.3	1.0	12:47	-12.3	-11.6	-
12:48	0.3	0.9	12:48	-12.8	-11.7	-
12:49	0.0	0.8	12:49	-12.5	-11.8	-
12:50	1.8	0.9	12:50	-12.0	-11.8	-
12:51	0.3	0.6	12:51	-11.5	-11.8	-
12:52	1.8	0.7	12:52	-12.3	-11.9	-
12:53	2.3	0.7	12:53	-11.8	-11.9	-
12:54	0.3	0.7	12:54	-12.3	-11.9	-
12:55	0.3	0.7	12:55	-12.0	-11.9	-
12:56	0.3	0.6	12:56	-12.0	-12.2	-
12:57	0.5	0.6	12:57	-12.3	-12.2	-
12:58	0.5	0.6	12:58	-12.5	-12.2	-
12:59	1.5	0.7	12:59	-12.3	-12.2	-

Grand Union Bowling Alley Site
BCP #360222
150 Westchester Avenue, Port Chester
October 10, 2024

PARTICULATE DATA						
Upwind			Downwind			Exceeds Particulate Alarm Limit
Time	Concentration (ug/m^3)	15-Min Avg Concentration (ug/m^3)	Time	Concentration (ug/m^3)	15-Min Avg Concentration (ug/m^3)	
13:00	0.0	0.7	13:00	-12.5	-12.2	-
13:01	0.3	0.7	13:01	21.5	-10.0	-
13:02	0.0	0.7	13:02	-12.3	-10.0	-
13:03	0.5	0.7	13:03	-13.0	-10.0	-
13:04	0.0	0.7	13:04	-12.8	-10.0	-
13:05	0.0	0.6	13:05	-12.0	-10.0	-
13:06	0.0	0.5	13:06	-12.3	-10.0	-
13:07	7.3	0.9	13:07	-12.8	-10.1	-
13:08	4.8	1.1	13:08	-12.3	-10.1	-
13:09	2.5	1.2	13:09	-12.8	-10.1	-
13:10	8.8	1.8	13:10	-13.0	-10.2	-
13:11	5.8	2.2	13:11	-13.0	-10.3	-
13:12	2.0	2.3	13:12	-13.0	-10.3	-
13:13	1.8	2.3	13:13	-12.8	-10.3	-
13:14	6.3	2.7	13:14	-12.8	-10.4	-
13:15	3.0	2.9	13:15	-12.8	-10.4	-
13:16	7.5	3.3	13:16	-13.0	-12.7	-
13:17	3.8	3.6	13:17	-12.5	-12.7	-
13:18	1.5	3.7	13:18	-12.5	-12.7	-
13:19	1.3	3.7	13:19	-12.8	-12.7	-
13:20	0.5	3.8	13:20	-12.8	-12.7	-
13:21	0.5	3.8	13:21	-12.8	-12.8	-
13:22	0.3	3.3	13:22	-12.3	-12.7	-
13:23	1.0	3.1	13:23	-13.0	-12.8	-
13:24	0.0	2.9	13:24	-12.8	-12.8	-
13:25	0.3	2.4	13:25	-12.8	-12.8	-
13:26	0.8	2.0	13:26	-13.0	-12.8	-
13:27	1.0	2.0	13:27	-13.0	-12.8	-
13:28	1.8	2.0	13:28	-12.8	-12.8	-
13:29	0.3	1.6	13:29	-12.5	-12.7	-
13:30	0.8	1.4	13:30	-11.8	-12.7	-
13:31	1.8	1.0	13:31	-12.3	-12.6	-
13:32	1.3	0.9	13:32	-13.0	-12.7	-
13:33	2.0	0.9	13:33	-12.8	-12.7	-
13:34	0.3	0.8	13:34	-12.8	-12.7	-
13:35	0.0	0.8	13:35	-12.3	-12.6	-
13:36	0.8	0.8	13:36	-11.3	-12.5	-
13:37	2.8	1.0	13:37	-13.0	-12.6	-
13:38	1.8	1.0	13:38	-13.0	-12.6	-
13:39	0.0	1.0	13:39	-13.0	-12.6	-
13:40	2.8	1.2	13:40	-12.5	-12.6	-
13:41	0.0	1.1	13:41	-12.5	-12.6	-
13:42	2.0	1.2	13:42	-13.0	-12.6	-
13:43	0.8	1.1	13:43	-12.5	-12.5	-
13:44	3.5	1.4	13:44	-12.8	-12.6	-
13:45	0.3	1.3	13:45	-12.8	-12.6	-
13:46	0.3	1.2	13:46	-12.8	-12.7	-
13:47	0.3	1.2	13:47	-12.5	-12.6	-

Grand Union Bowling Alley Site
BCP #360222
150 Westchester Avenue, Port Chester
October 10, 2024

PARTICULATE DATA						
Upwind			Downwind			Exceeds Particulate Alarm Limit
Time	Concentration (ug/m^3)	15-Min Avg Concentration (ug/m^3)	Time	Concentration (ug/m^3)	15-Min Avg Concentration (ug/m^3)	
13:48	2.8	1.2	13:48	-12.5	-12.6	-
13:49	0.5	1.2	13:49	-12.8	-12.6	-
13:50	0.5	1.3	13:50	-12.8	-12.6	-
13:51	1.8	1.3	13:51	-13.0	-12.8	-
13:52	0.3	1.2	13:52	-13.0	-12.8	-
13:53	0.8	1.1	13:53	-12.5	-12.7	-
13:54	0.5	1.1	13:54	-13.0	-12.7	-
13:55	1.0	1.0	13:55	-12.3	-12.7	-
13:56	1.3	1.1	13:56	-13.0	-12.7	-
13:57	0.0	1.0	13:57	-12.8	-12.7	-
13:58	1.0	1.0	13:58	-12.5	-12.7	-
13:59	0.5	0.8	13:59	-12.5	-12.7	-
14:00	8.0	1.3	14:00	-12.3	-12.7	-
14:01	12.5	2.1	14:01	-12.3	-12.6	-
14:02	5.0	2.4	14:02	-9.5	-12.4	-
14:03	4.5	2.5	14:03	-13.0	-12.5	-
14:04	5.8	2.9	14:04	-12.3	-12.4	-
14:05	5.3	3.2	14:05	-13.0	-12.5	-
14:06	0.3	3.1	14:06	-13.0	-12.5	-
14:07	0.8	3.1	14:07	-13.0	-12.5	-
14:08	1.5	3.2	14:08	-12.8	-12.5	-
14:09	14.0	4.1	14:09	-12.8	-12.5	-
14:10	4.0	4.3	14:10	-11.3	-12.4	-
14:11	1.3	4.3	14:11	-10.5	-12.2	-
14:12	0.8	4.3	14:12	-12.8	-12.2	-
14:13	9.3	4.9	14:13	-12.8	-12.2	-
14:14	14.3	5.8	14:14	-12.8	-12.3	-
14:15	9.8	5.9	14:15	-13.0	-12.3	-
14:16	13.3	6.0	14:16	-13.0	-12.4	-
14:17	6.8	6.1	14:17	-13.0	-12.6	-
14:18	10.5	6.5	14:18	-13.0	-12.6	-
14:19	1.5	6.2	14:19	-12.8	-12.6	-
14:20	3.3	6.1	14:20	-12.3	-12.6	-
14:21	1.3	6.1	14:21	-13.0	-12.6	-
14:22	0.0	6.1	14:22	-12.5	-12.5	-
14:23	0.8	6.0	14:23	-12.8	-12.5	-
14:24	2.3	5.3	14:24	-12.3	-12.5	-
14:25	2.3	5.1	14:25	-13.0	-12.6	-
14:26	1.5	5.2	14:26	-13.0	-12.8	-
14:27	1.8	5.2	14:27	-12.8	-12.8	-
14:28	0.5	4.6	14:28	-12.8	-12.8	-
14:29	6.5	4.1	14:29	-13.0	-12.8	-
14:30	0.5	3.5	14:30	-11.5	-12.7	-
14:31	0.5	2.7	14:31	-12.5	-12.7	-
14:32	40.3	4.9	14:32	-12.3	-12.6	-
14:33	4.0	4.5	14:33	-13.0	-12.6	-
14:34	1.8	4.5	14:34	-13.0	-12.6	-
14:35	2.5	4.4	14:35	-13.0	-12.7	-

Grand Union Bowling Alley Site
BCP #360222
150 Westchester Avenue, Port Chester
October 10, 2024

PARTICULATE DATA						
Upwind			Downwind			Exceeds Particulate Alarm Limit
Time	Concentration (ug/m^3)	15-Min Avg Concentration (ug/m^3)	Time	Concentration (ug/m^3)	15-Min Avg Concentration (ug/m^3)	
14:36	6.8	4.8	14:36	-13.0	-12.7	-
14:37	4.0	5.1	14:37	-12.8	-12.7	-
14:38	20.8	6.4	14:38	-10.5	-12.6	-
14:39	68.8	10.8	14:39	-13.0	-12.6	-
14:40	38.5	13.2	14:40	-13.0	-12.6	-
14:41	9.3	13.8	14:41	-12.5	-12.6	-
14:42	9.8	14.3	14:42	-13.0	-12.6	-
14:43	23.0	15.8	14:43	-11.5	-12.5	-
14:44	22.0	16.8	14:44	-13.0	-12.5	-
14:45	15.0	17.8	14:45	-12.5	-12.6	-
14:46	26.8	19.5	14:46	-13.0	-12.6	-
14:47	43.3	19.7	14:47	-12.8	-12.6	-
14:48	18.0	20.7	14:48	-12.3	-12.6	-
14:49	53.3	24.1	14:49	-13.0	-12.6	-
14:50	33.0	26.1	14:50	-12.8	-12.6	-
14:51	23.3	27.2	14:51	-12.3	-12.5	-
14:52	11.8	27.8	14:52	-12.8	-12.5	-
14:53	20.0	27.7	14:53	-12.8	-12.7	-
14:54	26.0	24.9	14:54	-12.5	-12.6	-
14:55	33.5	24.5	14:55	-12.0	-12.6	-
14:56	7.5	24.4	14:56	-12.8	-12.6	-
14:57	48.5	27.0	14:57	-12.8	-12.6	-
14:58	76.3	30.5	14:58	-13.0	-12.7	-
14:59	19.8	30.4	14:59	-12.8	-12.7	-
15:00	15.0	30.4	15:00	-13.0	-12.7	-
15:01	37.5	31.1	15:01	-12.3	-12.6	-
15:02	19.5	29.5	15:02	-12.5	-12.6	-
15:03	21.5	29.8	15:03	-12.5	-12.6	-
15:04	20.3	27.6	15:04	-12.3	-12.6	-
15:05	62.8	29.5	15:05	-12.0	-12.5	-
15:06	28.8	29.9	15:06	-13.0	-12.6	-
15:07	4.0	29.4	15:07	-12.5	-12.6	-
15:08	15.8	29.1	15:08	-12.5	-12.6	-
15:09	15.0	28.4	15:09	-13.0	-12.6	-
15:10	28.3	28.0	15:10	-13.0	-12.7	-
15:11	23.0	29.1	15:11	-12.8	-12.7	-
15:12	17.0	27.0	15:12	-12.8	-12.7	-
15:13	14.5	22.8	15:13	-10.0	-12.5	-
15:14	24.8	23.2	15:14	-12.0	-12.4	-
15:15	8.8	22.8	15:15	-13.0	-12.4	-
15:16	12.8	21.1	15:16	-13.0	-12.5	-
15:17	12.3	20.6	15:17	-13.0	-12.5	-
15:18	4.3	19.5	15:18	-12.3	-12.5	-
15:19	5.8	18.5	15:19	-12.8	-12.5	-
15:20	2.3	14.5	15:20	-11.8	-12.5	-
15:21	18.0	13.8	15:21	-10.3	-12.3	-
15:22	7.8	14.0	15:22	-12.8	-12.3	-
15:23	2.0	13.1	15:23	-13.0	-12.4	-

Grand Union Bowling Alley Site
BCP #360222
150 Westchester Avenue, Port Chester
October 10, 2024

PARTICULATE DATA						
Upwind			Downwind			Exceeds Particulate Alarm Limit
Time	Concentration (ug/m^3)	15-Min Avg Concentration (ug/m^3)	Time	Concentration (ug/m^3)	15-Min Avg Concentration (ug/m^3)	
15:24	8.0	12.6	15:24	-9.3	-12.1	-
15:25	8.0	11.3	15:25	-12.8	-12.1	-
15:26	14.3	10.7	15:26	-12.8	-12.1	-
15:27	3.5	9.8	15:27	-10.0	-11.9	-
15:28	2.0	9.0	15:28	-12.0	-12.0	-
15:29	0.8	7.4	15:29	-12.8	-12.1	-

Grand Union Bowling Alley Site
BCP #360222
150 Westchester Avenue, Port Chester
October 10, 2024

Thursday, October 10, 2024						
Number of Instances Where Downwind VOCs Exceeds Upwind VOCs + 5 =						0
Number of Comparable Data Points =						415
Start Time:						8:19
End Time:						15:29
PID DATA						
Upwind			Downwind			Exceeds VOC Alarm Limit
Time	Concentration (ppm)	15-Min Avg Concentration (ppm)	Time	Concentration (ppm)	15-Min Avg Concentration (ppm)	
8:19	0.0	-	8:19	-	-	-
8:20	0.0	-	8:20	0.0	-	-
8:21	0.0	-	8:21	0.0	-	-
8:22	0.0	-	8:22	0.0	-	-
8:23	0.0	-	8:23	0.0	-	-
8:24	0.0	-	8:24	0.0	-	-
8:25	0.0	-	8:25	0.0	-	-
8:26	0.0	-	8:26	0.0	-	-
8:27	0.0	-	8:27	0.0	-	-
8:28	0.0	-	8:28	0.0	-	-
8:29	0.0	-	8:29	0.0	-	-
8:30	0.0	-	8:30	0.0	-	-
8:31	0.0	-	8:31	0.0	-	-
8:32	0.0	-	8:32	0.0	-	-
8:33	0.0	-	8:33	0.0	-	-
8:34	0.0	0.0	8:34	0.0	-	-
8:35	0.0	0.0	8:35	0.0	0.0	-
8:36	0.0	0.0	8:36	0.0	0.0	-
8:37	0.0	0.0	8:37	0.0	0.0	-
8:38	0.0	0.0	8:38	0.0	0.0	-
8:39	0.0	0.0	8:39	0.0	0.0	-
8:40	0.0	0.0	8:40	0.0	0.0	-
8:41	0.0	0.0	8:41	0.0	0.0	-
8:42	0.0	0.0	8:42	0.0	0.0	-
8:43	0.0	0.0	8:43	0.0	0.0	-
8:44	0.0	0.0	8:44	0.0	0.0	-
8:45	0.0	0.0	8:45	0.0	0.0	-
8:46	0.0	0.0	8:46	0.0	0.0	-
8:47	0.0	0.0	8:47	0.0	0.0	-
8:48	0.0	0.0	8:48	0.0	0.0	-
8:49	0.0	0.0	8:49	0.0	0.0	-
8:50	0.0	0.0	8:50	0.0	0.0	-
8:51	0.0	0.0	8:51	0.0	0.0	-
8:52	0.0	0.0	8:52	0.0	0.0	-
8:53	0.0	0.0	8:53	0.0	0.0	-
8:54	0.0	0.0	8:54	0.0	0.0	-
8:55	0.0	0.0	8:55	0.0	0.0	-
8:56	0.0	0.0	8:56	0.0	0.0	-
8:57	0.0	0.0	8:57	0.0	0.0	-
8:58	0.0	0.0	8:58	0.0	0.0	-
8:59	0.0	0.0	8:59	0.0	0.0	-
9:00	0.0	0.0	9:00	0.0	0.0	-
9:01	0.0	0.0	9:01	0.0	0.0	-

Grand Union Bowling Alley Site
BCP #360222
150 Westchester Avenue, Port Chester
October 10, 2024

PID DATA						
Upwind			Downwind			
Time	Concentration (ppm)	15-Min Avg Concentration (ppm)	Time	Concentration (ppm)	15-Min Avg Concentration (ppm)	Exceeds VOC Alarm Limit
9:02	0.0	0.0	9:02	0.0	0.0	-
9:03	0.0	0.0	9:03	0.0	0.0	-
9:04	0.0	0.0	9:04	0.0	0.0	-
9:05	0.0	0.0	9:05	0.0	0.0	-
9:06	0.0	0.0	9:06	0.0	0.0	-
9:07	0.0	0.0	9:07	0.0	0.0	-
9:08	0.0	0.0	9:08	0.0	0.0	-
9:09	0.0	0.0	9:09	0.0	0.0	-
9:10	0.0	0.0	9:10	0.0	0.0	-
9:11	0.0	0.0	9:11	0.0	0.0	-
9:12	0.0	0.0	9:12	0.0	0.0	-
9:13	0.0	0.0	9:13	0.0	0.0	-
9:14	0.0	0.0	9:14	0.0	0.0	-
9:15	0.0	0.0	9:15	0.0	0.0	-
9:16	0.0	0.0	9:16	0.0	0.0	-
9:17	0.0	0.0	9:17	0.0	0.0	-
9:18	0.0	0.0	9:18	0.0	0.0	-
9:19	0.0	0.0	9:19	0.0	0.0	-
9:20	0.0	0.0	9:20	0.0	0.0	-
9:21	0.0	0.0	9:21	0.0	0.0	-
9:22	0.0	0.0	9:22	0.0	0.0	-
9:23	0.0	0.0	9:23	0.0	0.0	-
9:24	0.0	0.0	9:24	0.0	0.0	-
9:25	0.0	0.0	9:25	0.0	0.0	-
9:26	0.0	0.0	9:26	0.0	0.0	-
9:27	0.0	0.0	9:27	0.0	0.0	-
9:28	0.0	0.0	9:28	0.0	0.0	-
9:29	0.0	0.0	9:29	0.0	0.0	-
9:30	0.0	0.0	9:30	0.0	0.0	-
9:31	0.0	0.0	9:31	0.0	0.0	-
9:32	0.0	0.0	9:32	0.0	0.0	-
9:33	0.0	0.0	9:33	0.0	0.0	-
9:34	0.0	0.0	9:34	0.0	0.0	-
9:35	0.0	0.0	9:35	0.0	0.0	-
9:36	0.0	0.0	9:36	0.0	0.0	-
9:37	0.0	0.0	9:37	0.0	0.0	-
9:38	0.0	0.0	9:38	0.0	0.0	-
9:39	0.0	0.0	9:39	0.0	0.0	-
9:40	0.0	0.0	9:40	0.0	0.0	-
9:41	0.0	0.0	9:41	0.0	0.0	-
9:42	0.0	0.0	9:42	0.0	0.0	-
9:43	0.0	0.0	9:43	0.0	0.0	-
9:44	0.0	0.0	9:44	0.0	0.0	-
9:45	0.0	0.0	9:45	0.0	0.0	-
9:46	0.0	0.0	9:46	0.0	0.0	-
9:47	0.0	0.0	9:47	0.0	0.0	-
9:48	0.0	0.0	9:48	0.0	0.0	-
9:49	0.0	0.0	9:49	0.0	0.0	-

Grand Union Bowling Alley Site
BCP #360222
150 Westchester Avenue, Port Chester
October 10, 2024

PID DATA						
Upwind			Downwind			
Time	Concentration (ppm)	15-Min Avg Concentration (ppm)	Time	Concentration (ppm)	15-Min Avg Concentration (ppm)	Exceeds VOC Alarm Limit
9:50	0.0	0.0	9:50	0.0	0.0	-
9:51	0.0	0.0	9:51	0.0	0.0	-
9:52	0.0	0.0	9:52	0.0	0.0	-
9:53	0.0	0.0	9:53	0.0	0.0	-
9:54	0.0	0.0	9:54	0.0	0.0	-
9:55	0.0	0.0	9:55	0.0	0.0	-
9:56	0.0	0.0	9:56	0.0	0.0	-
9:57	0.0	0.0	9:57	0.0	0.0	-
9:58	0.0	0.0	9:58	0.0	0.0	-
9:59	0.0	0.0	9:59	0.0	0.0	-
10:00	0.0	0.0	10:00	0.0	0.0	-
10:01	0.0	0.0	10:01	0.0	0.0	-
10:02	0.0	0.0	10:02	0.0	0.0	-
10:03	0.0	0.0	10:03	0.0	0.0	-
10:04	0.0	0.0	10:04	0.0	0.0	-
10:05	0.0	0.0	10:05	0.0	0.0	-
10:06	0.0	0.0	10:06	0.0	0.0	-
10:07	0.0	0.0	10:07	0.0	0.0	-
10:08	0.0	0.0	10:08	0.0	0.0	-
10:09	0.0	0.0	10:09	0.0	0.0	-
10:10	0.0	0.0	10:10	0.0	0.0	-
10:11	0.0	0.0	10:11	0.0	0.0	-
10:12	0.0	0.0	10:12	0.0	0.0	-
10:13	0.0	0.0	10:13	0.0	0.0	-
10:14	0.0	0.0	10:14	0.0	0.0	-
10:15	0.0	0.0	10:15	0.0	0.0	-
10:16	0.0	0.0	10:16	0.0	0.0	-
10:17	0.0	0.0	10:17	0.0	0.0	-
10:18	0.0	0.0	10:18	0.0	0.0	-
10:19	0.0	0.0	10:19	0.0	0.0	-
10:20	0.0	0.0	10:20	0.0	0.0	-
10:21	0.0	0.0	10:21	0.0	0.0	-
10:22	0.0	0.0	10:22	0.0	0.0	-
10:23	0.0	0.0	10:23	0.0	0.0	-
10:24	0.0	0.0	10:24	0.0	0.0	-
10:25	0.0	0.0	10:25	0.0	0.0	-
10:26	0.0	0.0	10:26	0.0	0.0	-
10:27	0.0	0.0	10:27	0.0	0.0	-
10:28	0.0	0.0	10:28	0.0	0.0	-
10:29	0.0	0.0	10:29	0.0	0.0	-
10:30	0.0	0.0	10:30	0.0	0.0	-
10:31	0.0	0.0	10:31	0.0	0.0	-
10:32	0.0	0.0	10:32	0.0	0.0	-
10:33	0.0	0.0	10:33	0.0	0.0	-
10:34	0.0	0.0	10:34	0.0	0.0	-
10:35	0.0	0.0	10:35	0.0	0.0	-
10:36	0.0	0.0	10:36	0.0	0.0	-
10:37	0.0	0.0	10:37	0.0	0.0	-

Grand Union Bowling Alley Site
BCP #360222
150 Westchester Avenue, Port Chester
October 10, 2024

PID DATA						
Upwind			Downwind			
Time	Concentration (ppm)	15-Min Avg Concentration (ppm)	Time	Concentration (ppm)	15-Min Avg Concentration (ppm)	Exceeds VOC Alarm Limit
10:38	0.0	0.0	10:38	0.0	0.0	-
10:39	0.0	0.0	10:39	0.0	0.0	-
10:40	0.0	0.0	10:40	0.0	0.0	-
10:41	0.0	0.0	10:41	0.0	0.0	-
10:42	0.0	0.0	10:42	0.0	0.0	-
10:43	0.0	0.0	10:43	0.0	0.0	-
10:44	0.0	0.0	10:44	0.0	0.0	-
10:45	0.0	0.0	10:45	0.0	0.0	-
10:46	0.0	0.0	10:46	0.0	0.0	-
10:47	0.0	0.0	10:47	0.0	0.0	-
10:48	0.0	0.0	10:48	0.0	0.0	-
10:49	0.0	0.0	10:49	0.0	0.0	-
10:50	0.0	0.0	10:50	0.0	0.0	-
10:51	0.0	0.0	10:51	0.0	0.0	-
10:52	0.0	0.0	10:52	0.0	0.0	-
10:53	0.0	0.0	10:53	0.0	0.0	-
10:54	0.0	0.0	10:54	0.0	0.0	-
10:55	0.0	0.0	10:55	0.0	0.0	-
10:56	0.0	0.0	10:56	0.0	0.0	-
10:57	0.0	0.0	10:57	0.0	0.0	-
10:58	0.0	0.0	10:58	0.0	0.0	-
10:59	0.0	0.0	10:59	0.0	0.0	-
11:00	0.0	0.0	11:00	0.0	0.0	-
11:01	0.0	0.0	11:01	0.0	0.0	-
11:02	0.0	0.0	11:02	0.0	0.0	-
11:03	0.0	0.0	11:03	0.0	0.0	-
11:04	0.0	0.0	11:04	0.0	0.0	-
11:05	0.0	0.0	11:05	0.0	0.0	-
11:06	0.0	0.0	11:06	0.0	0.0	-
11:07	0.0	0.0	11:07	0.0	0.0	-
11:08	0.0	0.0	11:08	0.0	0.0	-
11:09	0.0	0.0	11:09	0.0	0.0	-
11:10	0.0	0.0	11:10	0.0	0.0	-
11:11	0.0	0.0	11:11	0.0	0.0	-
11:12	0.0	0.0	11:12	0.0	0.0	-
11:13	0.0	0.0	11:13	0.0	0.0	-
11:14	0.0	0.0	11:14	0.0	0.0	-
11:15	0.0	0.0	11:15	0.0	0.0	-
11:16	0.0	0.0	11:16	0.0	0.0	-
11:17	0.0	0.0	11:17	0.0	0.0	-
11:18	0.0	0.0	11:18	0.0	0.0	-
11:19	0.0	0.0	11:19	0.0	0.0	-
11:20	0.0	0.0	11:20	0.0	0.0	-
11:21	0.0	0.0	11:21	0.0	0.0	-
11:22	0.0	0.0	11:22	0.0	0.0	-
11:23	0.0	0.0	11:23	0.0	0.0	-
11:24	0.0	0.0	11:24	0.0	0.0	-
11:25	0.0	0.0	11:25	0.0	0.0	-

Grand Union Bowling Alley Site
BCP #360222
150 Westchester Avenue, Port Chester
October 10, 2024

PID DATA						
Upwind			Downwind			
Time	Concentration (ppm)	15-Min Avg Concentration (ppm)	Time	Concentration (ppm)	15-Min Avg Concentration (ppm)	Exceeds VOC Alarm Limit
11:26	0.0	0.0	11:26	0.0	0.0	-
11:27	0.0	0.0	11:27	0.0	0.0	-
11:28	0.0	0.0	11:28	0.0	0.0	-
11:29	0.0	0.0	11:29	0.0	0.0	-
11:30	0.0	0.0	11:30	0.0	0.0	-
11:31	0.0	0.0	11:31	0.0	0.0	-
11:32	0.0	0.0	11:32	0.0	0.0	-
11:33	0.0	0.0	11:33	0.0	0.0	-
11:34	0.0	0.0	11:34	0.0	0.0	-
11:35	0.0	0.0	11:35	0.0	0.0	-
11:36	0.0	0.0	11:36	0.0	0.0	-
11:37	0.0	0.0	11:37	0.0	0.0	-
11:38	0.0	0.0	11:38	0.0	0.0	-
11:39	0.0	0.0	11:39	0.0	0.0	-
11:40	0.0	0.0	11:40	0.0	0.0	-
11:41	0.0	0.0	11:41	0.0	0.0	-
11:42	0.0	0.0	11:42	0.0	0.0	-
11:43	0.0	0.0	11:43	0.0	0.0	-
11:44	0.0	0.0	11:44	0.0	0.0	-
11:45	0.0	0.0	11:45	0.0	0.0	-
11:46	0.0	0.0	11:46	0.0	0.0	-
11:47	0.0	0.0	11:47	0.0	0.0	-
11:48	0.0	0.0	11:48	0.0	0.0	-
11:49	0.0	0.0	11:49	0.0	0.0	-
11:50	0.0	0.0	11:50	0.0	0.0	-
11:51	0.0	0.0	11:51	0.0	0.0	-
11:52	0.0	0.0	11:52	0.0	0.0	-
11:53	0.0	0.0	11:53	0.0	0.0	-
11:54	0.0	0.0	11:54	0.0	0.0	-
11:55	0.0	0.0	11:55	0.0	0.0	-
11:56	0.0	0.0	11:56	0.0	0.0	-
11:57	0.0	0.0	11:57	0.0	0.0	-
11:58	0.0	0.0	11:58	0.0	0.0	-
11:59	0.0	0.0	11:59	0.0	0.0	-
12:00	0.0	0.0	12:00	0.0	0.0	-
12:01	0.0	0.0	12:01	0.0	0.0	-
12:02	0.0	0.0	12:02	0.0	0.0	-
12:03	0.0	0.0	12:03	0.0	0.0	-
12:04	0.0	0.0	12:04	0.0	0.0	-
12:05	0.0	0.0	12:05	0.0	0.0	-
12:06	0.0	0.0	12:06	0.0	0.0	-
12:07	0.0	0.0	12:07	0.0	0.0	-
12:08	0.0	0.0	12:08	0.0	0.0	-
12:09	0.0	0.0	12:09	0.0	0.0	-
12:10	0.0	0.0	12:10	0.0	0.0	-
12:11	0.0	0.0	12:11	0.0	0.0	-
12:12	0.0	0.0	12:12	0.0	0.0	-
12:13	0.0	0.0	12:13	0.0	0.0	-

Grand Union Bowling Alley Site
BCP #360222
150 Westchester Avenue, Port Chester
October 10, 2024

PID DATA						
Upwind			Downwind			
Time	Concentration (ppm)	15-Min Avg Concentration (ppm)	Time	Concentration (ppm)	15-Min Avg Concentration (ppm)	Exceeds VOC Alarm Limit
12:14	0.0	0.0	12:14	0.0	0.0	-
12:15	0.0	0.0	12:15	0.0	0.0	-
12:16	0.0	0.0	12:16	0.0	0.0	-
12:17	0.0	0.0	12:17	0.0	0.0	-
12:18	0.0	0.0	12:18	0.0	0.0	-
12:19	0.0	0.0	12:19	0.0	0.0	-
12:20	0.0	0.0	12:20	0.0	0.0	-
12:21	0.0	0.0	12:21	0.0	0.0	-
12:22	0.0	0.0	12:22	0.0	0.0	-
12:23	0.0	0.0	12:23	0.0	0.0	-
12:24	0.0	0.0	12:24	0.0	0.0	-
12:25	0.0	0.0	12:25	0.0	0.0	-
12:26	0.0	0.0	12:26	0.0	0.0	-
12:27	0.0	0.0	12:27	0.0	0.0	-
12:28	0.0	0.0	12:28	0.0	0.0	-
12:29	0.0	0.0	12:29	0.0	0.0	-
12:30	0.0	0.0	12:30	0.0	0.0	-
12:31	0.0	0.0	12:31	0.0	0.0	-
12:32	0.0	0.0	12:32	0.0	0.0	-
12:33	0.0	0.0	12:33	0.0	0.0	-
12:34	0.0	0.0	12:34	0.0	0.0	-
12:35	0.0	0.0	12:35	0.0	0.0	-
12:36	0.0	0.0	12:36	0.0	0.0	-
12:37	0.0	0.0	12:37	0.0	0.0	-
12:38	0.0	0.0	12:38	0.0	0.0	-
12:39	0.0	0.0	12:39	0.0	0.0	-
12:40	0.0	0.0	12:40	0.0	0.0	-
12:41	0.0	0.0	12:41	0.0	0.0	-
12:42	0.0	0.0	12:42	0.0	0.0	-
12:43	0.0	0.0	12:43	0.0	0.0	-
12:44	0.0	0.0	12:44	0.0	0.0	-
12:45	0.0	0.0	12:45	0.0	0.0	-
12:46	0.0	0.0	12:46	0.0	0.0	-
12:47	0.0	0.0	12:47	0.0	0.0	-
12:48	0.0	0.0	12:48	0.0	0.0	-
12:49	0.0	0.0	12:49	0.0	0.0	-
12:50	0.0	0.0	12:50	0.0	0.0	-
12:51	0.0	0.0	12:51	0.0	0.0	-
12:52	0.0	0.0	12:52	0.0	0.0	-
12:53	0.0	0.0	12:53	0.0	0.0	-
12:54	0.0	0.0	12:54	0.0	0.0	-
12:55	0.0	0.0	12:55	0.0	0.0	-
12:56	0.0	0.0	12:56	0.0	0.0	-
12:57	0.0	0.0	12:57	0.0	0.0	-
12:58	0.0	0.0	12:58	0.0	0.0	-
12:59	0.0	0.0	12:59	0.0	0.0	-
13:00	0.0	0.0	13:00	0.0	0.0	-
13:01	0.0	0.0	13:01	0.0	0.0	-

Grand Union Bowling Alley Site
BCP #360222
150 Westchester Avenue, Port Chester
October 10, 2024

PID DATA						
Upwind			Downwind			
Time	Concentration (ppm)	15-Min Avg Concentration (ppm)	Time	Concentration (ppm)	15-Min Avg Concentration (ppm)	Exceeds VOC Alarm Limit
13:02	0.0	0.0	13:02	0.0	0.0	-
13:03	0.0	0.0	13:03	0.0	0.0	-
13:04	0.0	0.0	13:04	0.0	0.0	-
13:05	0.0	0.0	13:05	0.0	0.0	-
13:06	0.0	0.0	13:06	0.0	0.0	-
13:07	0.0	0.0	13:07	0.0	0.0	-
13:08	0.0	0.0	13:08	0.0	0.0	-
13:09	0.0	0.0	13:09	0.0	0.0	-
13:10	0.0	0.0	13:10	0.0	0.0	-
13:11	0.0	0.0	13:11	0.0	0.0	-
13:12	0.0	0.0	13:12	0.0	0.0	-
13:13	0.0	0.0	13:13	0.0	0.0	-
13:14	0.0	0.0	13:14	0.0	0.0	-
13:15	0.0	0.0	13:15	0.0	0.0	-
13:16	0.0	0.0	13:16	0.0	0.0	-
13:17	0.0	0.0	13:17	0.0	0.0	-
13:18	0.0	0.0	13:18	0.0	0.0	-
13:19	0.0	0.0	13:19	0.0	0.0	-
13:20	0.0	0.0	13:20	0.0	0.0	-
13:21	0.0	0.0	13:21	0.0	0.0	-
13:22	0.0	0.0	13:22	0.0	0.0	-
13:23	0.0	0.0	13:23	0.0	0.0	-
13:24	0.0	0.0	13:24	0.0	0.0	-
13:25	0.0	0.0	13:25	0.0	0.0	-
13:26	0.0	0.0	13:26	0.0	0.0	-
13:27	0.0	0.0	13:27	0.0	0.0	-
13:28	0.0	0.0	13:28	0.0	0.0	-
13:29	0.0	0.0	13:29	0.0	0.0	-
13:30	0.0	0.0	13:30	0.0	0.0	-
13:31	0.0	0.0	13:31	0.0	0.0	-
13:32	0.0	0.0	13:32	0.0	0.0	-
13:33	0.0	0.0	13:33	0.0	0.0	-
13:34	0.0	0.0	13:34	0.0	0.0	-
13:35	0.0	0.0	13:35	0.0	0.0	-
13:36	0.0	0.0	13:36	0.0	0.0	-
13:37	0.0	0.0	13:37	0.0	0.0	-
13:38	0.0	0.0	13:38	0.0	0.0	-
13:39	0.0	0.0	13:39	0.0	0.0	-
13:40	0.0	0.0	13:40	0.0	0.0	-
13:41	0.0	0.0	13:41	0.0	0.0	-
13:42	0.0	0.0	13:42	0.0	0.0	-
13:43	0.0	0.0	13:43	0.0	0.0	-
13:44	0.0	0.0	13:44	0.0	0.0	-
13:45	0.0	0.0	13:45	0.0	0.0	-
13:46	0.0	0.0	13:46	0.0	0.0	-
13:47	0.0	0.0	13:47	0.0	0.0	-
13:48	0.0	0.0	13:48	0.0	0.0	-
13:49	0.0	0.0	13:49	0.0	0.0	-

Grand Union Bowling Alley Site
BCP #360222
150 Westchester Avenue, Port Chester
October 10, 2024

PID DATA						
Upwind			Downwind			Exceeds VOC Alarm Limit
Time	Concentration (ppm)	15-Min Avg Concentration (ppm)	Time	Concentration (ppm)	15-Min Avg Concentration (ppm)	
13:50	0.0	0.0	13:50	0.0	0.0	-
13:51	0.0	0.0	13:51	0.0	0.0	-
13:52	0.0	0.0	13:52	0.0	0.0	-
13:53	0.0	0.0	13:53	0.0	0.0	-
13:54	0.0	0.0	13:54	0.0	0.0	-
13:55	0.0	0.0	13:55	0.0	0.0	-
13:56	0.0	0.0	13:56	0.0	0.0	-
13:57	0.0	0.0	13:57	0.0	0.0	-
13:58	0.0	0.0	13:58	0.0	0.0	-
13:59	0.0	0.0	13:59	0.0	0.0	-
14:00	0.0	0.0	14:00	0.0	0.0	-
14:01	0.0	0.0	14:01	0.0	0.0	-
14:02	0.0	0.0	14:02	0.0	0.0	-
14:03	0.0	0.0	14:03	0.0	0.0	-
14:04	0.0	0.0	14:04	0.0	0.0	-
14:05	0.0	0.0	14:05	0.0	0.0	-
14:06	0.0	0.0	14:06	0.0	0.0	-
14:07	0.0	0.0	14:07	0.0	0.0	-
14:08	0.0	0.0	14:08	0.0	0.0	-
14:09	0.0	0.0	14:09	0.0	0.0	-
14:10	0.0	0.0	14:10	0.0	0.0	-
14:11	0.0	0.0	14:11	0.0	0.0	-
14:12	0.0	0.0	14:12	0.0	0.0	-
14:13	0.0	0.0	14:13	0.0	0.0	-
14:14	0.0	0.0	14:14	0.0	0.0	-
14:15	0.0	0.0	14:15	0.0	0.0	-
14:16	0.0	0.0	14:16	0.0	0.0	-
14:17	0.0	0.0	14:17	0.0	0.0	-
14:18	0.0	0.0	14:18	0.0	0.0	-
14:19	0.0	0.0	14:19	0.0	0.0	-
14:20	0.0	0.0	14:20	0.0	0.0	-
14:21	0.0	0.0	14:21	0.0	0.0	-
14:22	0.0	0.0	14:22	0.0	0.0	-
14:23	0.0	0.0	14:23	0.0	0.0	-
14:24	0.0	0.0	14:24	0.0	0.0	-
14:25	0.0	0.0	14:25	0.0	0.0	-
14:26	0.0	0.0	14:26	0.0	0.0	-
14:27	0.0	0.0	14:27	0.0	0.0	-
14:28	0.0	0.0	14:28	0.0	0.0	-
14:29	0.0	0.0	14:29	0.0	0.0	-
14:30	0.0	0.0	14:30	0.0	0.0	-
14:31	0.0	0.0	14:31	0.0	0.0	-
14:32	0.0	0.0	14:32	0.0	0.0	-
14:33	0.0	0.0	14:33	0.0	0.0	-
14:34	0.0	0.0	14:34	0.0	0.0	-
14:35	0.0	0.0	14:35	0.0	0.0	-
14:36	0.0	0.0	14:36	0.0	0.0	-
14:37	0.0	0.0	14:37	0.0	0.0	-

Grand Union Bowling Alley Site
BCP #360222
150 Westchester Avenue, Port Chester
October 10, 2024

PID DATA						
Upwind			Downwind			
Time	Concentration (ppm)	15-Min Avg Concentration (ppm)	Time	Concentration (ppm)	15-Min Avg Concentration (ppm)	Exceeds VOC Alarm Limit
14:38	0.0	0.0	14:38	0.0	0.0	-
14:39	0.0	0.0	14:39	0.0	0.0	-
14:40	0.0	0.0	14:40	0.0	0.0	-
14:41	0.0	0.0	14:41	0.0	0.0	-
14:42	0.0	0.0	14:42	0.0	0.0	-
14:43	0.0	0.0	14:43	0.0	0.0	-
14:44	0.0	0.0	14:44	0.0	0.0	-
14:45	0.0	0.0	14:45	0.0	0.0	-
14:46	0.0	0.0	14:46	0.0	0.0	-
14:47	0.0	0.0	14:47	0.0	0.0	-
14:48	0.0	0.0	14:48	0.0	0.0	-
14:49	0.0	0.0	14:49	0.0	0.0	-
14:50	0.0	0.0	14:50	0.0	0.0	-
14:51	0.0	0.0	14:51	0.0	0.0	-
14:52	0.0	0.0	14:52	0.0	0.0	-
14:53	0.0	0.0	14:53	0.0	0.0	-
14:54	0.0	0.0	14:54	0.0	0.0	-
14:55	0.0	0.0	14:55	0.0	0.0	-
14:56	0.0	0.0	14:56	0.0	0.0	-
14:57	0.0	0.0	14:57	0.0	0.0	-
14:58	0.0	0.0	14:58	0.0	0.0	-
14:59	0.0	0.0	14:59	0.0	0.0	-
15:00	0.0	0.0	15:00	0.0	0.0	-
15:01	0.0	0.0	15:01	0.0	0.0	-
15:02	0.0	0.0	15:02	0.0	0.0	-
15:03	0.0	0.0	15:03	0.0	0.0	-
15:04	0.0	0.0	15:04	0.0	0.0	-
15:05	0.0	0.0	15:05	0.0	0.0	-
15:06	0.0	0.0	15:06	0.0	0.0	-
15:07	0.0	0.0	15:07	0.0	0.0	-
15:08	0.0	0.0	15:08	0.0	0.0	-
15:09	0.0	0.0	15:09	0.0	0.0	-
15:10	0.0	0.0	15:10	0.0	0.0	-
15:11	0.0	0.0	15:11	0.0	0.0	-
15:12	0.0	0.0	15:12	0.0	0.0	-
15:13	0.0	0.0	15:13	0.0	0.0	-
15:14	0.0	0.0	15:14	0.0	0.0	-
15:15	0.0	0.0	15:15	0.0	0.0	-
15:16	0.0	0.0	15:16	0.0	0.0	-
15:17	0.0	0.0	15:17	0.0	0.0	-
15:18	0.0	0.0	15:18	0.0	0.0	-
15:19	0.0	0.0	15:19	0.0	0.0	-
15:20	0.0	0.0	15:20	0.0	0.0	-
15:21	0.0	0.0	15:21	0.0	0.0	-
15:22	0.0	0.0	15:22	0.0	0.0	-
15:23	0.0	0.0	15:23	0.0	0.0	-
15:24	0.0	0.0	15:24	0.0	0.0	-
15:25	0.0	0.0	15:25	0.0	0.0	-

Grand Union Bowling Alley Site
BCP #360222
150 Westchester Avenue, Port Chester
October 10, 2024

PID DATA						
Upwind			Downwind			Exceeds VOC Alarm Limit
Time	Concentration (ppm)	15-Min Avg Concentration (ppm)	Time	Concentration (ppm)	15-Min Avg Concentration (ppm)	
15:26	0.0	0.0	15:26	0.0	0.0	-
15:27	0.0	0.0	15:27	0.0	0.0	-
15:28	0.0	0.0	15:28	0.0	0.0	-
15:29	0.0	0.0	15:29	0.0	0.0	-

SESI CONSULTING ENGINEERS

959 US-46 Floor 3, Suite 300 - Parsippany-Troy Hills, NJ

DAILY AIR MONITORING REPORT
150 Westchester Avenue
Port Chester, New York

10/11/2024

Rev. No. 0 | Page 1 of 2

Project Number: 11895A

Dust Action Level: 150 µg/m^3

VOC Action Level: 5 ppm

Weather Data Range for Work Day		Wind Direction	W	Relative Humidity (%)	39.0 - 88.0	Daily Rain Total (in)	0.00	Readings in the summary table and graphs below are the reported downwind concentrations.
Temperature (°F)	41.0 - 67.0	Wind Speed (MPH)	1.3 - 8.1	Barometer (inHg)	30.10 - 30.10	Avg. Dew Point Temp (°F)	43.1	

Station Location	Daily Avg. Dust Concentration (µg/m^3)	Max 15-Min Dust Concentration (µg/m^3)	Time of Max Dust Reading	Daily Avg. VOC Concentration (ppm)	Max 15-Min VOC Concentration (ppm)	Time of Max VOC Reading
Upwind	3.2	6.7	15:04	0.0	0.0	8:20
Downwind	2.9	24.3	8:40	0.0	0.0	8:23

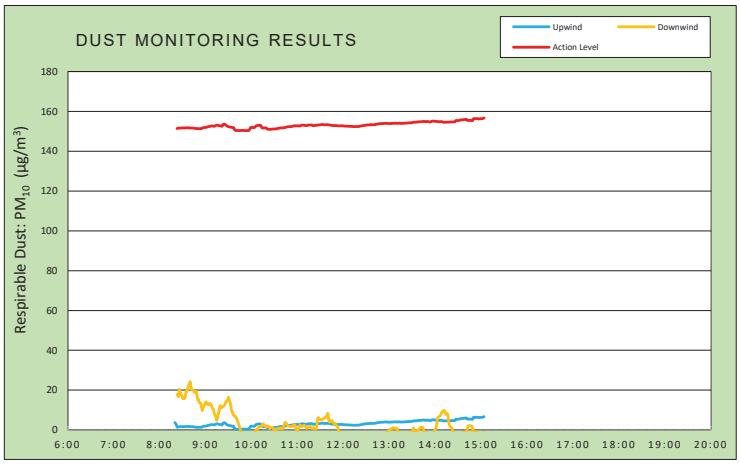

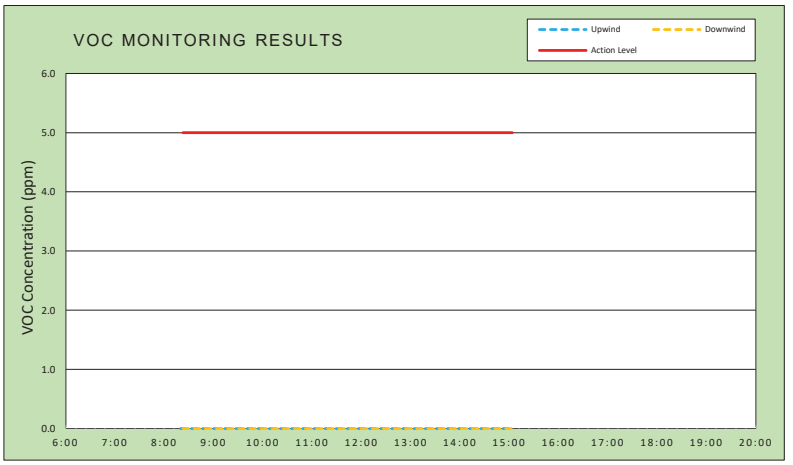

Air Monitoring Notes:

Weather Notes:

EMILCOTT
A Triumvirate Environmental Company

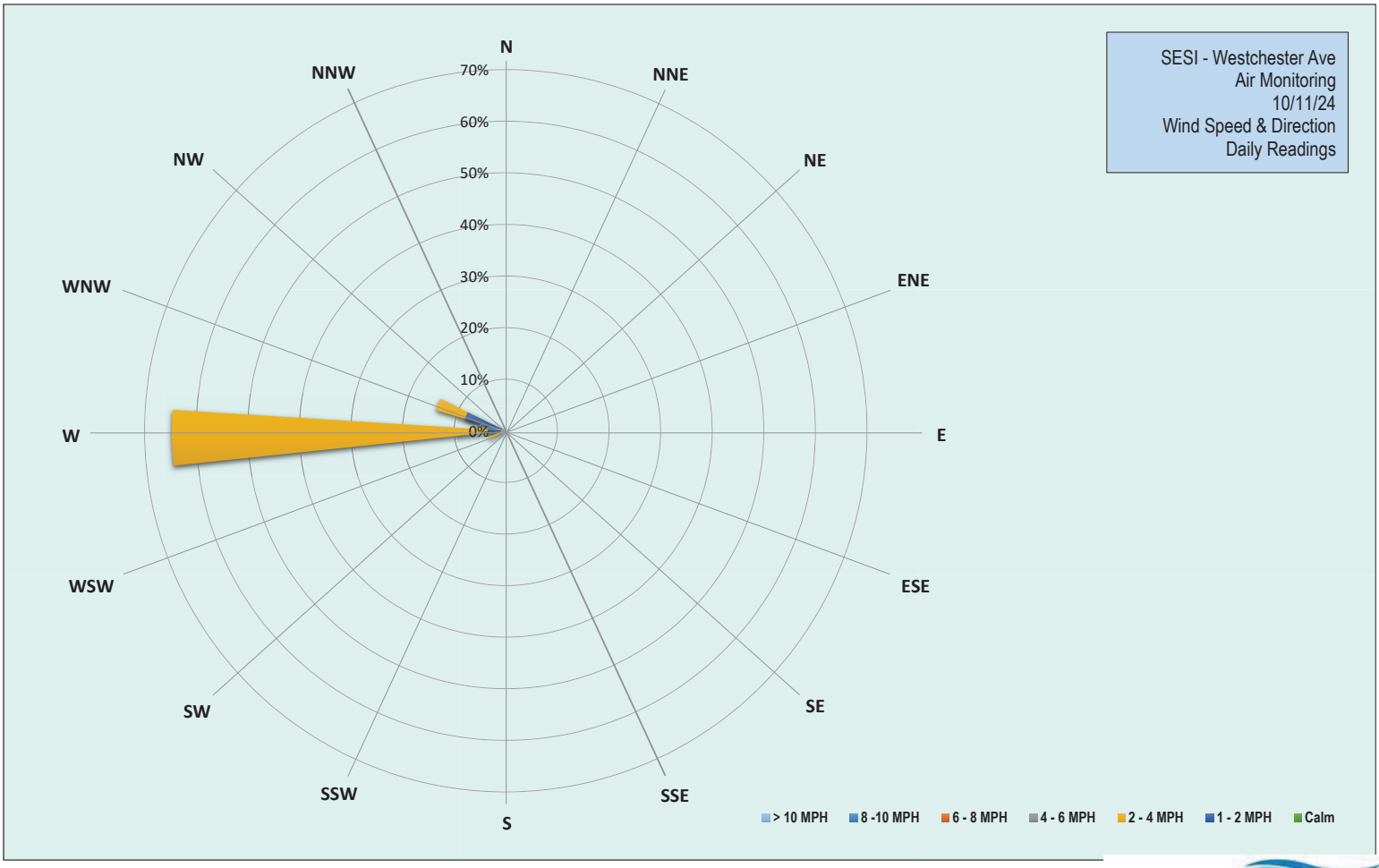

EMILCOTT
A Triumvirate Environmental Company

Grand Union Bowling Alley Site
BCP #360222
150 Westchester Avenue, Port Chester
October 11, 2024

Friday, October 11, 2024						
Number of Instances Where Downwind Particulates Exceeds Upwind Particulate + 150 =						0
Number of Comparable Data Points =						402
Start Time:						8:05
End Time:						15:04
PARTICULATE DATA						
Upwind			Downwind			Exceeds Particulate Alarm Limit
Time	Concentration (ug/m^3)	15-Min Avg Concentration (ug/m^3)	Time	Concentration (ug/m^3)	15-Min Avg Concentration (ug/m^3)	
8:05	4.3	-	8:05	-	-	-
8:06	8.0	-	8:06	-	-	-
8:07	9.0	-	8:07	-	-	-
8:08	21.0	-	8:08	0.5	-	-
8:09	1.3	-	8:09	6.8	-	-
8:10	1.3	-	8:10	31.0	-	-
8:11	1.5	-	8:11	15.5	-	-
8:12	1.3	-	8:12	54.3	-	-
8:13	1.0	-	8:13	33.5	-	-
8:14	1.3	-	8:14	12.3	-	-
8:15	2.0	-	8:15	25.0	-	-
8:16	2.0	-	8:16	17.0	-	-
8:17	1.8	-	8:17	7.0	-	-
8:18	1.5	-	8:18	16.0	-	-
8:19	1.3	-	8:19	10.8	-	-
8:20	1.8	3.7	8:20	16.8	-	-
8:21	1.0	3.3	8:21	13.8	-	-
8:22	1.0	2.7	8:22	6.8	-	-
8:23	1.3	1.4	8:23	0.0	17.8	-
8:24	3.3	1.5	8:24	5.0	17.6	-
8:25	2.0	1.6	8:25	17.8	16.8	-
8:26	1.8	1.6	8:26	69.3	20.3	-
8:27	1.5	1.6	8:27	39.5	19.4	-
8:28	1.3	1.6	8:28	10.0	17.8	-
8:29	1.8	1.7	8:29	6.8	17.4	-
8:30	2.0	1.7	8:30	5.0	16.1	-
8:31	2.0	1.7	8:31	10.8	15.7	-
8:32	2.3	1.7	8:32	12.8	16.1	-
8:33	1.3	1.7	8:33	15.0	16.0	-
8:34	2.0	1.7	8:34	34.3	17.6	-
8:35	1.8	1.7	8:35	47.0	19.6	-
8:36	1.3	1.8	8:36	10.0	19.3	-
8:37	1.3	1.8	8:37	32.5	21.0	-
8:38	1.5	1.8	8:38	20.5	22.4	-
8:39	1.3	1.7	8:39	15.3	23.1	-
8:40	2.0	1.7	8:40	35.5	24.3	-
8:41	2.0	1.7	8:41	38.0	22.2	-
8:42	1.5	1.7	8:42	8.3	20.1	-
8:43	1.0	1.7	8:43	8.8	20.0	-
8:44	1.0	1.6	8:44	4.0	19.8	-
8:45	1.0	1.5	8:45	0.8	19.6	-
8:46	1.0	1.5	8:46	-0.3	18.8	-

Grand Union Bowling Alley Site
BCP #360222
150 Westchester Avenue, Port Chester
October 11, 2024

PARTICULATE DATA						
Upwind			Downwind			Exceeds Particulate Alarm Limit
Time	Concentration (ug/m^3)	15-Min Avg Concentration (ug/m^3)	Time	Concentration (ug/m^3)	15-Min Avg Concentration (ug/m^3)	
8:47	1.5	1.4	8:47	21.5	19.4	-
8:48	1.3	1.4	8:48	10.8	19.1	-
8:49	1.0	1.4	8:49	11.5	17.6	-
8:50	1.0	1.3	8:50	11.5	15.2	-
8:51	1.8	1.3	8:51	12.8	15.4	-
8:52	1.3	1.3	8:52	9.5	13.9	-
8:53	1.3	1.3	8:53	15.3	13.5	-
8:54	2.0	1.4	8:54	14.3	13.5	-
8:55	1.8	1.4	8:55	3.0	11.3	-
8:56	6.3	1.6	8:56	14.8	9.8	-
8:57	4.0	1.8	8:57	29.3	11.2	-
8:58	2.3	1.9	8:58	16.0	11.6	-
8:59	1.3	1.9	8:59	22.3	12.9	-
9:00	1.5	1.9	9:00	13.5	13.7	-
9:01	2.3	2.0	9:01	6.0	14.1	-
9:02	2.5	2.1	9:02	4.8	13.0	-
9:03	3.8	2.3	9:03	9.8	12.9	-
9:04	2.3	2.3	9:04	6.5	12.6	-
9:05	2.3	2.4	9:05	21.5	13.3	-
9:06	3.0	2.5	9:06	12.5	13.3	-
9:07	2.8	2.6	9:07	5.8	13.0	-
9:08	2.8	2.7	9:08	0.8	12.0	-
9:09	1.5	2.7	9:09	-2.0	11.0	-
9:10	1.3	2.6	9:10	-1.3	10.7	-
9:11	4.5	2.5	9:11	-1.3	9.6	-
9:12	5.0	2.6	9:12	0.0	7.7	-
9:13	6.5	2.9	9:13	9.8	7.2	-
9:14	3.0	3.0	9:14	0.0	5.8	-
9:15	3.0	3.1	9:15	0.0	4.9	-
9:16	1.5	3.0	9:16	30.8	6.5	-
9:17	1.0	2.9	9:17	31.8	8.3	-
9:18	1.5	2.8	9:18	30.0	9.7	-
9:19	1.8	2.8	9:19	44.8	12.2	-
9:20	1.8	2.7	9:20	5.0	11.1	-
9:21	1.3	2.6	9:21	21.3	11.7	-
9:22	2.0	2.6	9:22	2.8	11.5	-
9:23	15.3	3.4	9:23	7.0	11.9	-
9:24	3.8	3.5	9:24	-0.5	12.0	-
9:25	2.5	3.6	9:25	6.0	12.5	-
9:26	0.8	3.4	9:26	11.5	13.3	-
9:27	0.5	3.1	9:27	14.0	14.3	-
9:28	0.8	2.7	9:28	11.0	14.4	-
9:29	0.0	2.5	9:29	15.3	15.4	-
9:30	0.3	2.3	9:30	15.5	16.4	-
9:31	0.3	2.2	9:31	16.3	15.4	-
9:32	0.5	2.2	9:32	12.8	14.2	-
9:33	0.3	2.1	9:33	7.5	12.7	-
9:34	0.5	2.0	9:34	0.3	9.7	-

Grand Union Bowling Alley Site
BCP #360222
150 Westchester Avenue, Port Chester
October 11, 2024

PARTICULATE DATA						
Upwind			Downwind			Exceeds Particulate Alarm Limit
Time	Concentration (ug/m^3)	15-Min Avg Concentration (ug/m^3)	Time	Concentration (ug/m^3)	15-Min Avg Concentration (ug/m^3)	
9:35	0.3	1.9	9:35	-0.3	9.4	-
9:36	1.0	1.9	9:36	-1.5	7.8	-
9:37	0.3	1.8	9:37	-3.0	7.5	-
9:38	0.3	0.8	9:38	-1.3	6.9	-
9:39	0.5	0.6	9:39	-0.3	6.9	-
9:40	0.0	0.4	9:40	-1.8	6.4	-
9:41	0.8	0.4	9:41	-1.0	5.6	-
9:42	0.3	0.4	9:42	-3.8	4.4	-
9:43	0.3	0.4	9:43	-5.3	3.3	-
9:44	0.0	0.4	9:44	-1.8	2.2	-
9:45	0.8	0.4	9:45	-3.0	0.9	-
9:46	0.3	0.4	9:46	-3.3	-0.4	-
9:47	0.8	0.4	9:47	-0.8	-1.3	-
9:48	1.3	0.5	9:48	-3.3	-2.0	-
9:49	0.0	0.4	9:49	-4.8	-2.3	-
9:50	0.5	0.5	9:50	-4.5	-2.6	-
9:51	0.0	0.4	9:51	-5.3	-2.9	-
9:52	0.3	0.4	9:52	-5.5	-3.0	-
9:53	0.3	0.4	9:53	-4.8	-3.3	-
9:54	0.3	0.4	9:54	-3.0	-3.4	-
9:55	0.8	0.4	9:55	-3.5	-3.6	-
9:56	0.5	0.4	9:56	-3.3	-3.7	-
9:57	1.3	0.5	9:57	-0.8	-3.5	-
9:58	10.3	1.1	9:58	0.0	-3.2	-
9:59	10.3	1.8	9:59	-2.5	-3.2	-
10:00	2.3	1.9	10:00	-3.8	-3.3	-
10:01	0.5	1.9	10:01	5.3	-2.7	-
10:02	0.5	1.9	10:02	9.3	-2.0	-
10:03	0.5	1.9	10:03	2.3	-1.7	-
10:04	0.8	1.9	10:04	0.3	-1.3	-
10:05	4.8	2.2	10:05	0.5	-1.0	-
10:06	6.8	2.7	10:06	9.3	0.0	-
10:07	2.5	2.8	10:07	-4.5	0.1	-
10:08	1.5	2.9	10:08	-1.3	0.3	-
10:09	1.8	3.0	10:09	10.8	1.2	-
10:10	1.3	3.0	10:10	0.3	1.5	-
10:11	0.5	3.0	10:11	-1.0	1.6	-
10:12	1.0	3.0	10:12	-0.5	1.6	-
10:13	0.8	2.4	10:13	-1.8	1.5	-
10:14	0.8	1.7	10:14	7.3	2.2	-
10:15	0.8	1.6	10:15	10.3	3.1	-
10:16	1.0	1.7	10:16	0.0	2.7	-
10:17	0.8	1.7	10:17	2.0	2.3	-
10:18	1.0	1.7	10:18	-2.8	1.9	-
10:19	0.8	1.7	10:19	-2.0	1.8	-
10:20	1.3	1.5	10:20	7.8	2.3	-
10:21	1.0	1.1	10:21	0.3	1.7	-
10:22	1.3	1.0	10:22	-1.3	1.9	-

Grand Union Bowling Alley Site
BCP #360222
150 Westchester Avenue, Port Chester
October 11, 2024

PARTICULATE DATA						
Upwind			Downwind			Exceeds Particulate Alarm Limit
Time	Concentration (ug/m^3)	15-Min Avg Concentration (ug/m^3)	Time	Concentration (ug/m^3)	15-Min Avg Concentration (ug/m^3)	
10:23	1.0	1.0	10:23	-3.3	1.7	-
10:24	1.3	1.0	10:24	-5.3	0.7	-
10:25	1.0	0.9	10:25	8.5	1.2	-
10:26	3.0	1.1	10:26	0.0	1.3	-
10:27	1.3	1.1	10:27	-2.8	1.1	-
10:28	1.0	1.1	10:28	-3.0	1.1	-
10:29	1.0	1.2	10:29	-1.3	0.5	-
10:30	1.0	1.2	10:30	1.0	-0.1	-
10:31	1.3	1.2	10:31	2.3	0.0	-
10:32	1.0	1.2	10:32	7.0	0.4	-
10:33	1.5	1.2	10:33	-2.0	0.4	-
10:34	3.0	1.4	10:34	0.3	0.6	-
10:35	2.5	1.5	10:35	7.8	0.6	-
10:36	2.0	1.5	10:36	5.0	0.9	-
10:37	2.8	1.6	10:37	-2.0	0.8	-
10:38	1.8	1.7	10:38	-3.0	0.8	-
10:39	1.5	1.7	10:39	-1.0	1.1	-
10:40	2.0	1.8	10:40	-0.5	0.5	-
10:41	1.3	1.7	10:41	2.8	0.7	-
10:42	2.3	1.7	10:42	5.3	1.2	-
10:43	2.8	1.8	10:43	20.0	2.8	-
10:44	2.0	1.9	10:44	14.0	3.8	-
10:45	2.5	2.0	10:45	-3.0	3.5	-
10:46	2.3	2.1	10:46	-4.5	3.1	-
10:47	4.0	2.3	10:47	-4.5	2.3	-
10:48	2.3	2.3	10:48	-4.3	2.2	-
10:49	3.0	2.3	10:49	-2.8	2.0	-
10:50	2.8	2.3	10:50	6.0	1.8	-
10:51	2.5	2.4	10:51	1.3	1.6	-
10:52	2.5	2.4	10:52	-0.5	1.7	-
10:53	3.3	2.5	10:53	-1.8	1.8	-
10:54	3.3	2.6	10:54	1.3	1.9	-
10:55	2.8	2.6	10:55	9.0	2.6	-
10:56	3.5	2.8	10:56	3.0	2.6	-
10:57	2.0	2.8	10:57	4.3	2.5	-
10:58	2.5	2.7	10:58	-2.0	1.0	-
10:59	2.5	2.8	10:59	-2.3	-0.1	-
11:00	2.0	2.7	11:00	-3.8	-0.1	-
11:01	2.8	2.8	11:01	-2.5	0.0	-
11:02	2.5	2.7	11:02	14.3	1.3	-
11:03	2.5	2.7	11:03	9.0	2.2	-
11:04	3.0	2.7	11:04	0.8	2.4	-
11:05	7.3	3.0	11:05	-0.8	2.0	-
11:06	4.3	3.1	11:06	-3.0	1.7	-
11:07	2.8	3.1	11:07	5.3	2.1	-
11:08	2.3	3.1	11:08	0.3	2.2	-
11:09	2.3	3.0	11:09	3.5	2.3	-
11:10	2.0	2.9	11:10	3.8	2.0	-

Grand Union Bowling Alley Site
BCP #360222
150 Westchester Avenue, Port Chester
October 11, 2024

PARTICULATE DATA						
Upwind			Downwind			Exceeds Particulate Alarm Limit
Time	Concentration (ug/m^3)	15-Min Avg Concentration (ug/m^3)	Time	Concentration (ug/m^3)	15-Min Avg Concentration (ug/m^3)	
11:11	2.5	2.9	11:11	-3.8	1.5	-
11:12	2.0	2.9	11:12	-4.3	1.0	-
11:13	3.8	3.0	11:13	-5.0	0.8	-
11:14	4.3	3.1	11:14	6.0	1.3	-
11:15	3.3	3.2	11:15	0.5	1.6	-
11:16	2.8	3.2	11:16	3.0	2.0	-
11:17	2.5	3.2	11:17	9.8	1.7	-
11:18	2.5	3.2	11:18	-0.3	1.1	-
11:19	3.5	3.2	11:19	-2.3	0.9	-
11:20	3.3	2.9	11:20	-2.0	0.8	-
11:21	3.3	2.9	11:21	3.5	1.2	-
11:22	2.5	2.8	11:22	-1.5	0.8	-
11:23	4.0	3.0	11:23	1.8	0.9	-
11:24	2.5	3.0	11:24	1.0	0.7	-
11:25	3.0	3.0	11:25	2.8	0.6	-
11:26	2.8	3.1	11:26	45.3	3.9	-
11:27	3.8	3.2	11:27	27.8	6.0	-
11:28	4.0	3.2	11:28	-3.3	6.1	-
11:29	4.5	3.2	11:29	-3.0	5.5	-
11:30	4.3	3.3	11:30	-4.8	5.2	-
11:31	3.5	3.3	11:31	1.8	5.1	-
11:32	3.3	3.4	11:32	9.0	5.1	-
11:33	3.5	3.4	11:33	5.8	5.5	-
11:34	2.3	3.4	11:34	-1.8	5.5	-
11:35	2.0	3.3	11:35	3.0	5.8	-
11:36	2.8	3.2	11:36	7.0	6.1	-
11:37	3.5	3.3	11:37	5.3	6.5	-
11:38	4.0	3.3	11:38	0.8	6.4	-
11:39	2.8	3.3	11:39	21.5	7.8	-
11:40	2.5	3.3	11:40	8.8	8.2	-
11:41	2.5	3.3	11:41	2.8	5.4	-
11:42	2.8	3.2	11:42	7.0	4.0	-
11:43	2.5	3.1	11:43	1.0	4.3	-
11:44	3.3	3.0	11:44	1.3	4.6	-
11:45	3.3	3.0	11:45	-0.8	4.8	-
11:46	3.0	2.9	11:46	-5.0	4.4	-
11:47	2.5	2.9	11:47	-3.3	3.6	-
11:48	2.8	2.8	11:48	-1.3	3.1	-
11:49	3.3	2.9	11:49	0.8	3.3	-
11:50	2.5	2.9	11:50	-1.3	3.0	-
11:51	2.5	2.9	11:51	-2.0	2.4	-
11:52	2.5	2.8	11:52	-3.8	1.8	-
11:53	2.8	2.8	11:53	-4.0	1.5	-
11:54	2.5	2.7	11:54	-5.0	-0.3	-
11:55	2.5	2.7	11:55	-1.5	-1.0	-
11:56	2.5	2.7	11:56	-5.0	-1.5	-
11:57	3.0	2.8	11:57	-5.3	-2.3	-
11:58	3.0	2.8	11:58	-4.0	-2.7	-

Grand Union Bowling Alley Site
BCP #360222
150 Westchester Avenue, Port Chester
October 11, 2024

PARTICULATE DATA						
Upwind			Downwind			Exceeds Particulate Alarm Limit
Time	Concentration (ug/m^3)	15-Min Avg Concentration (ug/m^3)	Time	Concentration (ug/m^3)	15-Min Avg Concentration (ug/m^3)	
11:59	2.8	2.8	11:59	-3.3	-3.0	-
12:00	2.3	2.7	12:00	-5.3	-3.3	-
12:01	2.3	2.6	12:01	-4.3	-3.2	-
12:02	2.3	2.6	12:02	-6.5	-3.4	-
12:03	2.8	2.6	12:03	-5.0	-3.7	-
12:04	2.5	2.6	12:04	-6.0	-4.1	-
12:05	2.5	2.6	12:05	-5.8	-4.4	-
12:06	2.3	2.6	12:06	-4.5	-4.6	-
12:07	2.3	2.5	12:07	-6.8	-4.8	-
12:08	2.3	2.5	12:08	-6.0	-4.9	-
12:09	2.3	2.5	12:09	-6.0	-5.0	-
12:10	2.5	2.5	12:10	-4.5	-5.2	-
12:11	2.3	2.5	12:11	-6.8	-5.3	-
12:12	2.5	2.4	12:12	-6.3	-5.4	-
12:13	2.0	2.4	12:13	-4.8	-5.4	-
12:14	2.3	2.3	12:14	-4.3	-5.5	-
12:15	2.5	2.4	12:15	-2.0	-5.3	-
12:16	2.8	2.4	12:16	0.0	-5.0	-
12:17	2.5	2.4	12:17	-2.0	-4.7	-
12:18	2.5	2.4	12:18	-0.5	-4.4	-
12:19	2.8	2.4	12:19	1.3	-3.9	-
12:20	2.8	2.4	12:20	-0.8	-3.6	-
12:21	2.8	2.5	12:21	-0.3	-3.3	-
12:22	3.8	2.6	12:22	-4.8	-3.2	-
12:23	4.0	2.7	12:23	-3.8	-3.0	-
12:24	3.3	2.7	12:24	-5.0	-3.0	-
12:25	3.0	2.8	12:25	-5.3	-3.0	-
12:26	3.5	2.9	12:26	-4.3	-2.8	-
12:27	3.8	2.9	12:27	-3.5	-2.7	-
12:28	3.0	3.0	12:28	-4.8	-2.7	-
12:29	3.0	3.1	12:29	-4.8	-2.7	-
12:30	3.0	3.1	12:30	-4.0	-2.8	-
12:31	4.5	3.2	12:31	-3.6	-3.1	-
12:32	2.3	3.2	12:32	-4.4	-3.2	-
12:33	2.8	3.2	12:33	-5.6	-3.6	-
12:34	3.3	3.2	12:34	-5.6	-4.0	-
12:35	3.0	3.3	12:35	-5.2	-4.3	-
12:36	4.8	3.4	12:36	-4.0	-4.6	-
12:37	2.8	3.3	12:37	-5.0	-4.6	-
12:38	2.5	3.2	12:38	-3.6	-4.6	-
12:39	4.0	3.3	12:39	-5.2	-4.6	-
12:40	4.3	3.4	12:40	-5.6	-4.6	-
12:41	3.8	3.4	12:41	-4.6	-4.6	-
12:42	4.0	3.4	12:42	-4.8	-4.7	-
12:43	4.8	3.5	12:43	-4.8	-4.7	-
12:44	4.3	3.6	12:44	-6.2	-4.8	-
12:45	4.0	3.7	12:45	-5.8	-4.9	-
12:46	5.0	3.7	12:46	-5.6	-5.1	-

Grand Union Bowling Alley Site
BCP #360222
150 Westchester Avenue, Port Chester
October 11, 2024

PARTICULATE DATA						
Upwind			Downwind			Exceeds Particulate Alarm Limit
Time	Concentration (ug/m^3)	15-Min Avg Concentration (ug/m^3)	Time	Concentration (ug/m^3)	15-Min Avg Concentration (ug/m^3)	
12:47	3.8	3.8	12:47	-5.8	-5.2	-
12:48	3.8	3.9	12:48	-5.4	-5.1	-
12:49	3.3	3.9	12:49	-4.2	-5.1	-
12:50	3.5	3.9	12:50	-5.0	-5.0	-
12:51	4.3	3.9	12:51	-3.2	-5.0	-
12:52	3.5	3.9	12:52	-1.2	-4.7	-
12:53	3.5	4.0	12:53	-5.4	-4.9	-
12:54	4.3	4.0	12:54	-5.0	-4.8	-
12:55	4.0	4.0	12:55	-2.4	-4.6	-
12:56	4.5	4.0	12:56	-1.0	-4.4	-
12:57	3.8	4.0	12:57	39.2	-1.5	-
12:58	3.5	3.9	12:58	1.4	-1.0	-
12:59	4.0	3.9	12:59	1.6	-0.5	-
13:00	4.3	3.9	13:00	0.0	-0.1	-
13:01	4.5	3.9	13:01	0.6	0.3	-
13:02	4.5	3.9	13:02	-1.6	0.6	-
13:03	3.8	3.9	13:03	-5.4	0.6	-
13:04	4.0	4.0	13:04	-1.6	0.7	-
13:05	4.3	4.0	13:05	1.2	1.1	-
13:06	3.5	4.0	13:06	-4.4	1.1	-
13:07	4.3	4.0	13:07	-3.4	0.9	-
13:08	4.3	4.1	13:08	-6.2	0.9	-
13:09	3.8	4.1	13:09	-3.4	1.0	-
13:10	3.8	4.0	13:10	-7.0	0.7	-
13:11	3.8	4.0	13:11	-4.0	0.5	-
13:12	4.3	4.0	13:12	-5.2	-2.5	-
13:13	4.8	4.1	13:13	-7.0	-3.1	-
13:14	3.3	4.1	13:14	-3.4	-3.4	-
13:15	3.3	4.0	13:15	-3.8	-3.6	-
13:16	4.0	4.0	13:16	-3.6	-3.9	-
13:17	4.8	4.0	13:17	-4.2	-4.1	-
13:18	4.3	4.0	13:18	19.8	-2.4	-
13:19	4.3	4.0	13:19	7.4	-1.8	-
13:20	5.0	4.1	13:20	-5.2	-2.2	-
13:21	4.3	4.1	13:21	-4.6	-2.3	-
13:22	4.0	4.1	13:22	-5.6	-2.4	-
13:23	4.8	4.1	13:23	-5.0	-2.3	-
13:24	4.5	4.2	13:24	-5.4	-2.5	-
13:25	4.0	4.2	13:25	-5.0	-2.3	-
13:26	4.5	4.3	13:26	-0.4	-2.1	-
13:27	4.0	4.2	13:27	-5.6	-2.1	-
13:28	4.5	4.2	13:28	-6.0	-2.0	-
13:29	4.3	4.3	13:29	-3.8	-2.1	-
13:30	4.5	4.4	13:30	12.2	-1.0	-
13:31	5.5	4.5	13:31	21.6	0.7	-
13:32	6.0	4.6	13:32	-2.8	0.8	-
13:33	5.0	4.6	13:33	-1.6	-0.7	-
13:34	4.0	4.6	13:34	0.4	-1.1	-

Grand Union Bowling Alley Site
BCP #360222
150 Westchester Avenue, Port Chester
October 11, 2024

PARTICULATE DATA						
Upwind			Downwind			Exceeds Particulate Alarm Limit
Time	Concentration (ug/m^3)	15-Min Avg Concentration (ug/m^3)	Time	Concentration (ug/m^3)	15-Min Avg Concentration (ug/m^3)	
13:35	4.0	4.5	13:35	1.0	-0.7	-
13:36	6.3	4.7	13:36	0.0	-0.4	-
13:37	4.8	4.7	13:37	-2.6	-0.2	-
13:38	5.3	4.7	13:38	-2.2	0.0	-
13:39	5.0	4.8	13:39	-2.8	0.2	-
13:40	4.5	4.8	13:40	8.8	1.1	-
13:41	4.8	4.8	13:41	0.2	1.1	-
13:42	4.3	4.8	13:42	-3.6	1.3	-
13:43	4.8	4.9	13:43	-4.6	1.3	-
13:44	5.3	4.9	13:44	-4.8	1.3	-
13:45	6.3	5.0	13:45	-5.4	0.1	-
13:46	4.3	5.0	13:46	-4.4	-1.6	-
13:47	4.3	4.8	13:47	-6.2	-1.9	-
13:48	5.0	4.8	13:48	-1.0	-1.8	-
13:49	5.0	4.9	13:49	7.6	-1.3	-
13:50	5.3	5.0	13:50	-4.0	-1.7	-
13:51	4.0	4.8	13:51	-3.6	-1.9	-
13:52	4.3	4.8	13:52	-2.4	-1.9	-
13:53	4.3	4.7	13:53	-2.0	-1.9	-
13:54	4.3	4.7	13:54	-4.6	-2.0	-
13:55	7.8	4.9	13:55	-2.8	-2.8	-
13:56	7.0	5.1	13:56	-1.4	-2.9	-
13:57	5.0	5.1	13:57	0.0	-2.6	-
13:58	4.0	5.1	13:58	5.4	-2.0	-
13:59	6.0	5.1	13:59	13.8	-0.7	-
14:00	4.8	5.0	14:00	9.4	0.3	-
14:01	4.0	5.0	14:01	3.0	0.7	-
14:02	4.0	5.0	14:02	18.0	2.4	-
14:03	4.3	4.9	14:03	46.6	5.5	-
14:04	4.0	4.9	14:04	19.0	6.3	-
14:05	4.5	4.8	14:05	1.8	6.7	-
14:06	4.3	4.8	14:06	-0.4	6.9	-
14:07	5.0	4.9	14:07	4.8	7.4	-
14:08	4.0	4.9	14:08	10.2	8.2	-
14:09	4.5	4.9	14:09	7.0	9.0	-
14:10	4.5	4.7	14:10	6.0	9.5	-
14:11	5.0	4.5	14:11	-3.4	9.4	-
14:12	5.5	4.6	14:12	4.6	9.7	-
14:13	4.8	4.6	14:13	-2.8	9.2	-
14:14	5.3	4.6	14:14	-5.2	7.9	-
14:15	5.0	4.6	14:15	7.2	7.8	-
14:16	5.0	4.6	14:16	10.6	8.3	-
14:17	4.0	4.6	14:17	-4.6	6.8	-
14:18	4.0	4.6	14:18	-2.2	3.5	-
14:19	4.5	4.7	14:19	-2.2	2.1	-
14:20	4.5	4.7	14:20	-4.4	1.7	-
14:21	5.0	4.7	14:21	-4.2	1.4	-
14:22	4.5	4.7	14:22	-4.8	0.8	-

Grand Union Bowling Alley Site
BCP #360222
150 Westchester Avenue, Port Chester
October 11, 2024

PARTICULATE DATA						
Upwind			Downwind			Exceeds Particulate Alarm Limit
Time	Concentration (ug/m^3)	15-Min Avg Concentration (ug/m^3)	Time	Concentration (ug/m^3)	15-Min Avg Concentration (ug/m^3)	
14:23	4.8	4.7	14:23	-3.2	-0.1	-
14:24	4.5	4.7	14:24	-4.4	-0.9	-
14:25	5.0	4.8	14:25	-5.0	-1.6	-
14:26	5.5	4.8	14:26	-4.6	-1.7	-
14:27	14.5	5.4	14:27	-4.0	-2.3	-
14:28	5.3	5.4	14:28	-6.4	-2.5	-
14:29	4.8	5.4	14:29	-5.0	-2.5	-
14:30	5.3	5.4	14:30	-5.6	-3.3	-
14:31	5.0	5.4	14:31	-4.4	-4.3	-
14:32	6.3	5.6	14:32	-5.2	-4.4	-
14:33	5.3	5.6	14:33	-3.4	-4.5	-
14:34	6.0	5.7	14:34	10.2	-3.6	-
14:35	5.0	5.8	14:35	27.8	-1.5	-
14:36	5.0	5.8	14:36	-4.2	-1.5	-
14:37	5.5	5.8	14:37	0.8	-1.1	-
14:38	5.8	5.9	14:38	-5.8	-1.3	-
14:39	5.3	6.0	14:39	-6.0	-1.4	-
14:40	4.8	5.9	14:40	-0.8	-1.1	-
14:41	7.0	6.0	14:41	2.2	-0.7	-
14:42	6.3	5.5	14:42	11.2	0.4	-
14:43	5.0	5.5	14:43	18.2	2.0	-
14:44	5.0	5.5	14:44	-2.4	2.2	-
14:45	5.0	5.5	14:45	-5.8	2.2	-
14:46	5.3	5.5	14:46	-5.2	2.1	-
14:47	5.5	5.4	14:47	-6.2	2.0	-
14:48	5.3	5.4	14:48	-5.8	1.9	-
14:49	5.0	5.4	14:49	-7.0	0.7	-
14:50	19.3	6.3	14:50	-6.2	-1.5	-
14:51	5.3	6.3	14:51	-5.2	-1.6	-
14:52	5.5	6.3	14:52	-3.4	-1.9	-
14:53	5.5	6.3	14:53	7.2	-1.0	-
14:54	5.5	6.3	14:54	-4.6	-0.9	-
14:55	5.8	6.4	14:55	-2.8	-1.1	-
14:56	5.0	6.3	14:56	-5.0	-1.5	-
14:57	5.0	6.2	14:57	2.6	-2.1	-
14:58	6.5	6.3	14:58	9.8	-2.7	-
14:59	5.3	6.3	14:59	5.2	-2.2	-
15:00	5.3	6.3	15:00	-2.3	-1.9	-
15:01	5.5	6.3	15:01	-4.5	-1.9	-
15:02	5.8	6.4	15:02	-2.5	-1.6	-
15:03	8.5	6.6	15:03	-4.3	-1.5	-
15:04	6.3	6.7	15:04	-4.5	-1.4	-

Grand Union Bowling Alley Site
BCP #360222
150 Westchester Avenue, Port Chester
October 11, 2024

Friday, October 11, 2024						
Number of Instances Where Downwind VOCs Exceeds Upwind VOCs + 5 =						0
Number of Comparable Data Points =						402
Start Time:						8:05
End Time:						15:04
PID DATA						
Upwind			Downwind			
Time	Concentration (ppm)	15-Min Avg Concentration (ppm)	Time	Concentration (ppm)	15-Min Avg Concentration (ppm)	Exceeds VOC Alarm Limit
8:05	0.0	-	8:05	-	-	-
8:06	0.0	-	8:06	-	-	-
8:07	0.0	-	8:07	-	-	-
8:08	0.0	-	8:08	0.0	-	-
8:09	0.0	-	8:09	0.0	-	-
8:10	0.0	-	8:10	0.0	-	-
8:11	0.0	-	8:11	0.0	-	-
8:12	0.0	-	8:12	0.0	-	-
8:13	0.0	-	8:13	0.0	-	-
8:14	0.0	-	8:14	0.0	-	-
8:15	0.0	-	8:15	0.0	-	-
8:16	0.0	-	8:16	0.0	-	-
8:17	0.0	-	8:17	0.0	-	-
8:18	0.0	-	8:18	0.0	-	-
8:19	0.0	-	8:19	0.0	-	-
8:20	0.0	0.0	8:20	0.0	-	-
8:21	0.0	0.0	8:21	0.0	-	-
8:22	0.0	0.0	8:22	0.0	-	-
8:23	0.0	0.0	8:23	0.0	0.0	-
8:24	0.0	0.0	8:24	0.0	0.0	-
8:25	0.0	0.0	8:25	0.0	0.0	-
8:26	0.0	0.0	8:26	0.0	0.0	-
8:27	0.0	0.0	8:27	0.0	0.0	-
8:28	0.0	0.0	8:28	0.0	0.0	-
8:29	0.0	0.0	8:29	0.0	0.0	-
8:30	0.0	0.0	8:30	0.0	0.0	-
8:31	0.0	0.0	8:31	0.0	0.0	-
8:32	0.0	0.0	8:32	0.0	0.0	-
8:33	0.0	0.0	8:33	0.0	0.0	-
8:34	0.0	0.0	8:34	0.0	0.0	-
8:35	0.0	0.0	8:35	0.0	0.0	-
8:36	0.0	0.0	8:36	0.0	0.0	-
8:37	0.0	0.0	8:37	0.0	0.0	-
8:38	0.0	0.0	8:38	0.0	0.0	-
8:39	0.0	0.0	8:39	0.0	0.0	-
8:40	0.0	0.0	8:40	0.0	0.0	-
8:41	0.0	0.0	8:41	0.0	0.0	-
8:42	0.0	0.0	8:42	0.0	0.0	-
8:43	0.0	0.0	8:43	0.0	0.0	-
8:44	0.0	0.0	8:44	0.0	0.0	-
8:45	0.0	0.0	8:45	0.0	0.0	-
8:46	0.0	0.0	8:46	0.0	0.0	-

Grand Union Bowling Alley Site
BCP #360222
150 Westchester Avenue, Port Chester
October 11, 2024

PID DATA						
Upwind			Downwind			
Time	Concentration (ppm)	15-Min Avg Concentration (ppm)	Time	Concentration (ppm)	15-Min Avg Concentration (ppm)	Exceeds VOC Alarm Limit
8:47	0.0	0.0	8:47	0.0	0.0	-
8:48	0.0	0.0	8:48	0.0	0.0	-
8:49	0.0	0.0	8:49	0.0	0.0	-
8:50	0.0	0.0	8:50	0.0	0.0	-
8:51	0.0	0.0	8:51	0.0	0.0	-
8:52	0.0	0.0	8:52	0.0	0.0	-
8:53	0.0	0.0	8:53	0.0	0.0	-
8:54	0.0	0.0	8:54	0.0	0.0	-
8:55	0.0	0.0	8:55	0.0	0.0	-
8:56	0.0	0.0	8:56	0.0	0.0	-
8:57	0.0	0.0	8:57	0.0	0.0	-
8:58	0.0	0.0	8:58	0.0	0.0	-
8:59	0.0	0.0	8:59	0.0	0.0	-
9:00	0.0	0.0	9:00	0.0	0.0	-
9:01	0.0	0.0	9:01	0.0	0.0	-
9:02	0.0	0.0	9:02	0.0	0.0	-
9:03	0.0	0.0	9:03	0.0	0.0	-
9:04	0.0	0.0	9:04	0.0	0.0	-
9:05	0.0	0.0	9:05	0.0	0.0	-
9:06	0.0	0.0	9:06	0.0	0.0	-
9:07	0.0	0.0	9:07	0.0	0.0	-
9:08	0.0	0.0	9:08	0.0	0.0	-
9:09	0.0	0.0	9:09	0.0	0.0	-
9:10	0.0	0.0	9:10	0.0	0.0	-
9:11	0.0	0.0	9:11	0.0	0.0	-
9:12	0.0	0.0	9:12	0.0	0.0	-
9:13	0.0	0.0	9:13	0.0	0.0	-
9:14	0.0	0.0	9:14	0.0	0.0	-
9:15	0.0	0.0	9:15	0.0	0.0	-
9:16	0.0	0.0	9:16	0.0	0.0	-
9:17	0.0	0.0	9:17	0.0	0.0	-
9:18	0.0	0.0	9:18	0.0	0.0	-
9:19	0.0	0.0	9:19	0.0	0.0	-
9:20	0.0	0.0	9:20	0.0	0.0	-
9:21	0.0	0.0	9:21	0.0	0.0	-
9:22	0.0	0.0	9:22	0.0	0.0	-
9:23	0.0	0.0	9:23	0.0	0.0	-
9:24	0.0	0.0	9:24	0.0	0.0	-
9:25	0.0	0.0	9:25	0.0	0.0	-
9:26	0.0	0.0	9:26	0.0	0.0	-
9:27	0.0	0.0	9:27	0.0	0.0	-
9:28	0.0	0.0	9:28	0.0	0.0	-
9:29	0.0	0.0	9:29	0.0	0.0	-
9:30	0.0	0.0	9:30	0.0	0.0	-
9:31	0.0	0.0	9:31	0.0	0.0	-
9:32	0.0	0.0	9:32	0.0	0.0	-
9:33	0.0	0.0	9:33	0.0	0.0	-
9:34	0.0	0.0	9:34	0.0	0.0	-

Grand Union Bowling Alley Site
BCP #360222
150 Westchester Avenue, Port Chester
October 11, 2024

PID DATA						
Upwind			Downwind			
Time	Concentration (ppm)	15-Min Avg Concentration (ppm)	Time	Concentration (ppm)	15-Min Avg Concentration (ppm)	Exceeds VOC Alarm Limit
9:35	0.0	0.0	9:35	0.0	0.0	-
9:36	0.0	0.0	9:36	0.0	0.0	-
9:37	0.0	0.0	9:37	0.0	0.0	-
9:38	0.0	0.0	9:38	0.0	0.0	-
9:39	0.0	0.0	9:39	0.0	0.0	-
9:40	0.0	0.0	9:40	0.0	0.0	-
9:41	0.0	0.0	9:41	0.0	0.0	-
9:42	0.0	0.0	9:42	0.0	0.0	-
9:43	0.0	0.0	9:43	0.0	0.0	-
9:44	0.0	0.0	9:44	0.0	0.0	-
9:45	0.0	0.0	9:45	0.0	0.0	-
9:46	0.0	0.0	9:46	0.0	0.0	-
9:47	0.0	0.0	9:47	0.0	0.0	-
9:48	0.0	0.0	9:48	0.0	0.0	-
9:49	0.0	0.0	9:49	0.0	0.0	-
9:50	0.0	0.0	9:50	0.0	0.0	-
9:51	0.0	0.0	9:51	0.0	0.0	-
9:52	0.0	0.0	9:52	0.0	0.0	-
9:53	0.0	0.0	9:53	0.0	0.0	-
9:54	0.0	0.0	9:54	0.0	0.0	-
9:55	0.0	0.0	9:55	0.0	0.0	-
9:56	0.0	0.0	9:56	0.0	0.0	-
9:57	0.0	0.0	9:57	0.0	0.0	-
9:58	0.0	0.0	9:58	0.0	0.0	-
9:59	0.0	0.0	9:59	0.0	0.0	-
10:00	0.0	0.0	10:00	0.0	0.0	-
10:01	0.0	0.0	10:01	0.0	0.0	-
10:02	0.0	0.0	10:02	0.0	0.0	-
10:03	0.0	0.0	10:03	0.0	0.0	-
10:04	0.0	0.0	10:04	0.0	0.0	-
10:05	0.0	0.0	10:05	0.0	0.0	-
10:06	0.0	0.0	10:06	0.0	0.0	-
10:07	0.0	0.0	10:07	0.0	0.0	-
10:08	0.0	0.0	10:08	0.0	0.0	-
10:09	0.0	0.0	10:09	0.0	0.0	-
10:10	0.0	0.0	10:10	0.0	0.0	-
10:11	0.0	0.0	10:11	0.0	0.0	-
10:12	0.0	0.0	10:12	0.0	0.0	-
10:13	0.0	0.0	10:13	0.0	0.0	-
10:14	0.0	0.0	10:14	0.0	0.0	-
10:15	0.0	0.0	10:15	0.0	0.0	-
10:16	0.0	0.0	10:16	0.0	0.0	-
10:17	0.0	0.0	10:17	0.0	0.0	-
10:18	0.0	0.0	10:18	0.0	0.0	-
10:19	0.0	0.0	10:19	0.0	0.0	-
10:20	0.0	0.0	10:20	0.0	0.0	-
10:21	0.0	0.0	10:21	0.0	0.0	-
10:22	0.0	0.0	10:22	0.0	0.0	-

Grand Union Bowling Alley Site
BCP #360222
150 Westchester Avenue, Port Chester
October 11, 2024

PID DATA						
Upwind			Downwind			
Time	Concentration (ppm)	15-Min Avg Concentration (ppm)	Time	Concentration (ppm)	15-Min Avg Concentration (ppm)	Exceeds VOC Alarm Limit
10:23	0.0	0.0	10:23	0.0	0.0	-
10:24	0.0	0.0	10:24	0.0	0.0	-
10:25	0.0	0.0	10:25	0.0	0.0	-
10:26	0.0	0.0	10:26	0.0	0.0	-
10:27	0.0	0.0	10:27	0.0	0.0	-
10:28	0.0	0.0	10:28	0.0	0.0	-
10:29	0.0	0.0	10:29	0.0	0.0	-
10:30	0.0	0.0	10:30	0.0	0.0	-
10:31	0.0	0.0	10:31	0.0	0.0	-
10:32	0.0	0.0	10:32	0.0	0.0	-
10:33	0.0	0.0	10:33	0.0	0.0	-
10:34	0.0	0.0	10:34	0.0	0.0	-
10:35	0.0	0.0	10:35	0.0	0.0	-
10:36	0.0	0.0	10:36	0.0	0.0	-
10:37	0.0	0.0	10:37	0.0	0.0	-
10:38	0.0	0.0	10:38	0.0	0.0	-
10:39	0.0	0.0	10:39	0.0	0.0	-
10:40	0.0	0.0	10:40	0.0	0.0	-
10:41	0.0	0.0	10:41	0.0	0.0	-
10:42	0.0	0.0	10:42	0.0	0.0	-
10:43	0.0	0.0	10:43	0.0	0.0	-
10:44	0.0	0.0	10:44	0.0	0.0	-
10:45	0.0	0.0	10:45	0.0	0.0	-
10:46	0.0	0.0	10:46	0.0	0.0	-
10:47	0.0	0.0	10:47	0.0	0.0	-
10:48	0.0	0.0	10:48	0.0	0.0	-
10:49	0.0	0.0	10:49	0.0	0.0	-
10:50	0.0	0.0	10:50	0.0	0.0	-
10:51	0.0	0.0	10:51	0.0	0.0	-
10:52	0.0	0.0	10:52	0.0	0.0	-
10:53	0.0	0.0	10:53	0.0	0.0	-
10:54	0.0	0.0	10:54	0.0	0.0	-
10:55	0.0	0.0	10:55	0.0	0.0	-
10:56	0.0	0.0	10:56	0.0	0.0	-
10:57	0.0	0.0	10:57	0.0	0.0	-
10:58	0.0	0.0	10:58	0.0	0.0	-
10:59	0.0	0.0	10:59	0.0	0.0	-
11:00	0.0	0.0	11:00	0.0	0.0	-
11:01	0.0	0.0	11:01	0.0	0.0	-
11:02	0.0	0.0	11:02	0.0	0.0	-
11:03	0.0	0.0	11:03	0.0	0.0	-
11:04	0.0	0.0	11:04	0.0	0.0	-
11:05	0.0	0.0	11:05	0.0	0.0	-
11:06	0.0	0.0	11:06	0.0	0.0	-
11:07	0.0	0.0	11:07	0.0	0.0	-
11:08	0.0	0.0	11:08	0.0	0.0	-
11:09	0.0	0.0	11:09	0.0	0.0	-
11:10	0.0	0.0	11:10	0.0	0.0	-

Grand Union Bowling Alley Site
BCP #360222
150 Westchester Avenue, Port Chester
October 11, 2024

PID DATA						
Upwind			Downwind			
Time	Concentration (ppm)	15-Min Avg Concentration (ppm)	Time	Concentration (ppm)	15-Min Avg Concentration (ppm)	Exceeds VOC Alarm Limit
11:11	0.0	0.0	11:11	0.0	0.0	-
11:12	0.0	0.0	11:12	0.0	0.0	-
11:13	0.0	0.0	11:13	0.0	0.0	-
11:14	0.0	0.0	11:14	0.0	0.0	-
11:15	0.0	0.0	11:15	0.0	0.0	-
11:16	0.0	0.0	11:16	0.0	0.0	-
11:17	0.0	0.0	11:17	0.0	0.0	-
11:18	0.0	0.0	11:18	0.0	0.0	-
11:19	0.0	0.0	11:19	0.0	0.0	-
11:20	0.0	0.0	11:20	0.0	0.0	-
11:21	0.0	0.0	11:21	0.0	0.0	-
11:22	0.0	0.0	11:22	0.0	0.0	-
11:23	0.0	0.0	11:23	0.0	0.0	-
11:24	0.0	0.0	11:24	0.0	0.0	-
11:25	0.0	0.0	11:25	0.0	0.0	-
11:26	0.0	0.0	11:26	0.0	0.0	-
11:27	0.0	0.0	11:27	0.0	0.0	-
11:28	0.0	0.0	11:28	0.0	0.0	-
11:29	0.0	0.0	11:29	0.0	0.0	-
11:30	0.0	0.0	11:30	0.0	0.0	-
11:31	0.0	0.0	11:31	0.0	0.0	-
11:32	0.0	0.0	11:32	0.0	0.0	-
11:33	0.0	0.0	11:33	0.0	0.0	-
11:34	0.0	0.0	11:34	0.0	0.0	-
11:35	0.0	0.0	11:35	0.0	0.0	-
11:36	0.0	0.0	11:36	0.0	0.0	-
11:37	0.0	0.0	11:37	0.0	0.0	-
11:38	0.0	0.0	11:38	0.0	0.0	-
11:39	0.0	0.0	11:39	0.0	0.0	-
11:40	0.0	0.0	11:40	0.0	0.0	-
11:41	0.0	0.0	11:41	0.0	0.0	-
11:42	0.0	0.0	11:42	0.0	0.0	-
11:43	0.0	0.0	11:43	0.0	0.0	-
11:44	0.0	0.0	11:44	0.0	0.0	-
11:45	0.0	0.0	11:45	0.0	0.0	-
11:46	0.0	0.0	11:46	0.0	0.0	-
11:47	0.0	0.0	11:47	0.0	0.0	-
11:48	0.0	0.0	11:48	0.0	0.0	-
11:49	0.0	0.0	11:49	0.0	0.0	-
11:50	0.0	0.0	11:50	0.0	0.0	-
11:51	0.0	0.0	11:51	0.0	0.0	-
11:52	0.0	0.0	11:52	0.0	0.0	-
11:53	0.0	0.0	11:53	0.0	0.0	-
11:54	0.0	0.0	11:54	0.0	0.0	-
11:55	0.0	0.0	11:55	0.0	0.0	-
11:56	0.0	0.0	11:56	0.0	0.0	-
11:57	0.0	0.0	11:57	0.0	0.0	-
11:58	0.0	0.0	11:58	0.0	0.0	-

Grand Union Bowling Alley Site
BCP #360222
150 Westchester Avenue, Port Chester
October 11, 2024

PID DATA						
Upwind			Downwind			
Time	Concentration (ppm)	15-Min Avg Concentration (ppm)	Time	Concentration (ppm)	15-Min Avg Concentration (ppm)	Exceeds VOC Alarm Limit
11:59	0.0	0.0	11:59	0.0	0.0	-
12:00	0.0	0.0	12:00	0.0	0.0	-
12:01	0.0	0.0	12:01	0.0	0.0	-
12:02	0.0	0.0	12:02	0.0	0.0	-
12:03	0.0	0.0	12:03	0.0	0.0	-
12:04	0.0	0.0	12:04	0.0	0.0	-
12:05	0.0	0.0	12:05	0.0	0.0	-
12:06	0.0	0.0	12:06	0.0	0.0	-
12:07	0.0	0.0	12:07	0.0	0.0	-
12:08	0.0	0.0	12:08	0.0	0.0	-
12:09	0.0	0.0	12:09	0.0	0.0	-
12:10	0.0	0.0	12:10	0.0	0.0	-
12:11	0.0	0.0	12:11	0.0	0.0	-
12:12	0.0	0.0	12:12	0.0	0.0	-
12:13	0.0	0.0	12:13	0.0	0.0	-
12:14	0.0	0.0	12:14	0.0	0.0	-
12:15	0.0	0.0	12:15	0.0	0.0	-
12:16	0.0	0.0	12:16	0.0	0.0	-
12:17	0.0	0.0	12:17	0.0	0.0	-
12:18	0.0	0.0	12:18	0.0	0.0	-
12:19	0.0	0.0	12:19	0.0	0.0	-
12:20	0.0	0.0	12:20	0.0	0.0	-
12:21	0.0	0.0	12:21	0.0	0.0	-
12:22	0.0	0.0	12:22	0.0	0.0	-
12:23	0.0	0.0	12:23	0.0	0.0	-
12:24	0.0	0.0	12:24	0.0	0.0	-
12:25	0.0	0.0	12:25	0.0	0.0	-
12:26	0.0	0.0	12:26	0.0	0.0	-
12:27	0.0	0.0	12:27	0.0	0.0	-
12:28	0.0	0.0	12:28	0.0	0.0	-
12:29	0.0	0.0	12:29	0.0	0.0	-
12:30	0.0	0.0	12:30	0.0	0.0	-
12:31	0.0	0.0	12:31	0.0	0.0	-
12:32	0.0	0.0	12:32	0.0	0.0	-
12:33	0.0	0.0	12:33	0.0	0.0	-
12:34	0.0	0.0	12:34	0.0	0.0	-
12:35	0.0	0.0	12:35	0.0	0.0	-
12:36	0.0	0.0	12:36	0.0	0.0	-
12:37	0.0	0.0	12:37	0.0	0.0	-
12:38	0.0	0.0	12:38	0.0	0.0	-
12:39	0.0	0.0	12:39	0.0	0.0	-
12:40	0.0	0.0	12:40	0.0	0.0	-
12:41	0.0	0.0	12:41	0.0	0.0	-
12:42	0.0	0.0	12:42	0.0	0.0	-
12:43	0.0	0.0	12:43	0.0	0.0	-
12:44	0.0	0.0	12:44	0.0	0.0	-
12:45	0.0	0.0	12:45	0.0	0.0	-
12:46	0.0	0.0	12:46	0.0	0.0	-

Grand Union Bowling Alley Site
BCP #360222
150 Westchester Avenue, Port Chester
October 11, 2024

PID DATA						
Upwind			Downwind			
Time	Concentration (ppm)	15-Min Avg Concentration (ppm)	Time	Concentration (ppm)	15-Min Avg Concentration (ppm)	Exceeds VOC Alarm Limit
12:47	0.0	0.0	12:47	0.0	0.0	-
12:48	0.0	0.0	12:48	0.0	0.0	-
12:49	0.0	0.0	12:49	0.0	0.0	-
12:50	0.0	0.0	12:50	0.0	0.0	-
12:51	0.0	0.0	12:51	0.0	0.0	-
12:52	0.0	0.0	12:52	0.0	0.0	-
12:53	0.0	0.0	12:53	0.0	0.0	-
12:54	0.0	0.0	12:54	0.0	0.0	-
12:55	0.0	0.0	12:55	0.0	0.0	-
12:56	0.0	0.0	12:56	0.0	0.0	-
12:57	0.0	0.0	12:57	0.0	0.0	-
12:58	0.0	0.0	12:58	0.0	0.0	-
12:59	0.0	0.0	12:59	0.0	0.0	-
13:00	0.0	0.0	13:00	0.0	0.0	-
13:01	0.0	0.0	13:01	0.0	0.0	-
13:02	0.0	0.0	13:02	0.0	0.0	-
13:03	0.0	0.0	13:03	0.0	0.0	-
13:04	0.0	0.0	13:04	0.0	0.0	-
13:05	0.0	0.0	13:05	0.0	0.0	-
13:06	0.0	0.0	13:06	0.0	0.0	-
13:07	0.0	0.0	13:07	0.0	0.0	-
13:08	0.0	0.0	13:08	0.0	0.0	-
13:09	0.0	0.0	13:09	0.0	0.0	-
13:10	0.0	0.0	13:10	0.0	0.0	-
13:11	0.0	0.0	13:11	0.0	0.0	-
13:12	0.0	0.0	13:12	0.0	0.0	-
13:13	0.0	0.0	13:13	0.0	0.0	-
13:14	0.0	0.0	13:14	0.0	0.0	-
13:15	0.0	0.0	13:15	0.0	0.0	-
13:16	0.0	0.0	13:16	0.0	0.0	-
13:17	0.0	0.0	13:17	0.0	0.0	-
13:18	0.0	0.0	13:18	0.0	0.0	-
13:19	0.0	0.0	13:19	0.0	0.0	-
13:20	0.0	0.0	13:20	0.0	0.0	-
13:21	0.0	0.0	13:21	0.0	0.0	-
13:22	0.0	0.0	13:22	0.0	0.0	-
13:23	0.0	0.0	13:23	0.0	0.0	-
13:24	0.0	0.0	13:24	0.0	0.0	-
13:25	0.0	0.0	13:25	0.0	0.0	-
13:26	0.0	0.0	13:26	0.0	0.0	-
13:27	0.0	0.0	13:27	0.0	0.0	-
13:28	0.0	0.0	13:28	0.0	0.0	-
13:29	0.0	0.0	13:29	0.0	0.0	-
13:30	0.0	0.0	13:30	0.0	0.0	-
13:31	0.0	0.0	13:31	0.0	0.0	-
13:32	0.0	0.0	13:32	0.0	0.0	-
13:33	0.0	0.0	13:33	0.0	0.0	-
13:34	0.0	0.0	13:34	0.0	0.0	-

Grand Union Bowling Alley Site
BCP #360222
150 Westchester Avenue, Port Chester
October 11, 2024

PID DATA						
Upwind			Downwind			
Time	Concentration (ppm)	15-Min Avg Concentration (ppm)	Time	Concentration (ppm)	15-Min Avg Concentration (ppm)	Exceeds VOC Alarm Limit
13:35	0.0	0.0	13:35	0.0	0.0	-
13:36	0.0	0.0	13:36	0.0	0.0	-
13:37	0.0	0.0	13:37	0.0	0.0	-
13:38	0.0	0.0	13:38	0.0	0.0	-
13:39	0.0	0.0	13:39	0.0	0.0	-
13:40	0.0	0.0	13:40	0.0	0.0	-
13:41	0.0	0.0	13:41	0.0	0.0	-
13:42	0.0	0.0	13:42	0.0	0.0	-
13:43	0.0	0.0	13:43	0.0	0.0	-
13:44	0.0	0.0	13:44	0.0	0.0	-
13:45	0.0	0.0	13:45	0.0	0.0	-
13:46	0.0	0.0	13:46	0.0	0.0	-
13:47	0.0	0.0	13:47	0.0	0.0	-
13:48	0.0	0.0	13:48	0.0	0.0	-
13:49	0.0	0.0	13:49	0.0	0.0	-
13:50	0.0	0.0	13:50	0.0	0.0	-
13:51	0.0	0.0	13:51	0.0	0.0	-
13:52	0.0	0.0	13:52	0.0	0.0	-
13:53	0.0	0.0	13:53	0.0	0.0	-
13:54	0.0	0.0	13:54	0.0	0.0	-
13:55	0.0	0.0	13:55	0.0	0.0	-
13:56	0.0	0.0	13:56	0.0	0.0	-
13:57	0.0	0.0	13:57	0.0	0.0	-
13:58	0.0	0.0	13:58	0.0	0.0	-
13:59	0.0	0.0	13:59	0.0	0.0	-
14:00	0.0	0.0	14:00	0.0	0.0	-
14:01	0.0	0.0	14:01	0.0	0.0	-
14:02	0.0	0.0	14:02	0.0	0.0	-
14:03	0.0	0.0	14:03	0.0	0.0	-
14:04	0.0	0.0	14:04	0.0	0.0	-
14:05	0.0	0.0	14:05	0.0	0.0	-
14:06	0.0	0.0	14:06	0.0	0.0	-
14:07	0.0	0.0	14:07	0.0	0.0	-
14:08	0.0	0.0	14:08	0.0	0.0	-
14:09	0.0	0.0	14:09	0.0	0.0	-
14:10	0.0	0.0	14:10	0.0	0.0	-
14:11	0.0	0.0	14:11	0.0	0.0	-
14:12	0.0	0.0	14:12	0.0	0.0	-
14:13	0.0	0.0	14:13	0.0	0.0	-
14:14	0.0	0.0	14:14	0.0	0.0	-
14:15	0.0	0.0	14:15	0.0	0.0	-
14:16	0.0	0.0	14:16	0.0	0.0	-
14:17	0.0	0.0	14:17	0.0	0.0	-
14:18	0.0	0.0	14:18	0.0	0.0	-
14:19	0.0	0.0	14:19	0.0	0.0	-
14:20	0.0	0.0	14:20	0.0	0.0	-
14:21	0.0	0.0	14:21	0.0	0.0	-
14:22	0.0	0.0	14:22	0.0	0.0	-

Grand Union Bowling Alley Site
BCP #360222
150 Westchester Avenue, Port Chester
October 11, 2024

PID DATA						
Upwind			Downwind			
Time	Concentration (ppm)	15-Min Avg Concentration (ppm)	Time	Concentration (ppm)	15-Min Avg Concentration (ppm)	Exceeds VOC Alarm Limit
14:23	0.0	0.0	14:23	0.0	0.0	-
14:24	0.0	0.0	14:24	0.0	0.0	-
14:25	0.0	0.0	14:25	0.0	0.0	-
14:26	0.0	0.0	14:26	0.0	0.0	-
14:27	0.0	0.0	14:27	0.0	0.0	-
14:28	0.0	0.0	14:28	0.0	0.0	-
14:29	0.0	0.0	14:29	0.0	0.0	-
14:30	0.0	0.0	14:30	0.0	0.0	-
14:31	0.0	0.0	14:31	0.0	0.0	-
14:32	0.0	0.0	14:32	0.0	0.0	-
14:33	0.0	0.0	14:33	0.0	0.0	-
14:34	0.0	0.0	14:34	0.0	0.0	-
14:35	0.0	0.0	14:35	0.0	0.0	-
14:36	0.0	0.0	14:36	0.0	0.0	-
14:37	0.0	0.0	14:37	0.0	0.0	-
14:38	0.0	0.0	14:38	0.0	0.0	-
14:39	0.0	0.0	14:39	0.0	0.0	-
14:40	0.0	0.0	14:40	0.0	0.0	-
14:41	0.0	0.0	14:41	0.0	0.0	-
14:42	0.0	0.0	14:42	0.0	0.0	-
14:43	0.0	0.0	14:43	0.0	0.0	-
14:44	0.0	0.0	14:44	0.0	0.0	-
14:45	0.0	0.0	14:45	0.0	0.0	-
14:46	0.0	0.0	14:46	0.0	0.0	-
14:47	0.0	0.0	14:47	0.0	0.0	-
14:48	0.0	0.0	14:48	0.0	0.0	-
14:49	0.0	0.0	14:49	0.0	0.0	-
14:50	0.0	0.0	14:50	0.0	0.0	-
14:51	0.0	0.0	14:51	0.0	0.0	-
14:52	0.0	0.0	14:52	0.0	0.0	-
14:53	0.0	0.0	14:53	0.0	0.0	-
14:54	0.0	0.0	14:54	0.0	0.0	-
14:55	0.0	0.0	14:55	0.0	0.0	-
14:56	0.0	0.0	14:56	0.0	0.0	-
14:57	0.0	0.0	14:57	0.0	0.0	-
14:58	0.0	0.0	14:58	0.0	0.0	-
14:59	0.0	0.0	14:59	0.0	0.0	-
15:00	0.0	0.0	15:00	0.0	0.0	-
15:01	0.0	0.0	15:01	0.0	0.0	-
15:02	0.0	0.0	15:02	0.0	0.0	-
15:03	0.0	0.0	15:03	0.0	0.0	-
15:04	0.0	0.0	15:04	0.0	0.0	-

SESI CONSULTING ENGINEERS

959 US-46 Floor 3, Suite 300 - Parsippany-Troy Hills, NJ

DAILY AIR MONITORING REPORT
150 Westchester Avenue
Port Chester, New York

10/14/2024

Rev. No. 0 | Page 1 of 2

Project Number: 11895A

Dust Action Level: 150 µg/m^3

VOC Action Level: 5 ppm

Weather Data Range for Work Day		Wind Direction	WSW	Relative Humidity (%)	37.0 - 92.0	Daily Rain Total (in)	0.02	Readings in the summary table and graphs below are the reported downwind concentrations.
Temperature (°F)	50.0 - 67.0	Wind Speed (MPH)	0.6 - 14.6	Barometer (inHg)	29.60 - 29.60	Avg. Dew Point Temp (°F)	48.2	

Station Location	Daily Avg. Dust Concentration (µg/m^3)	Max 15-Min Dust Concentration (µg/m^3)	Time of Max Dust Reading	Daily Avg. VOC Concentration (ppm)	Max 15-Min VOC Concentration (ppm)	Time of Max VOC Reading
Upwind	24.4	117.5	11:20	0.0	0.0	8:35
Downwind	16.4	33.7	10:37	0.0	0.0	8:36

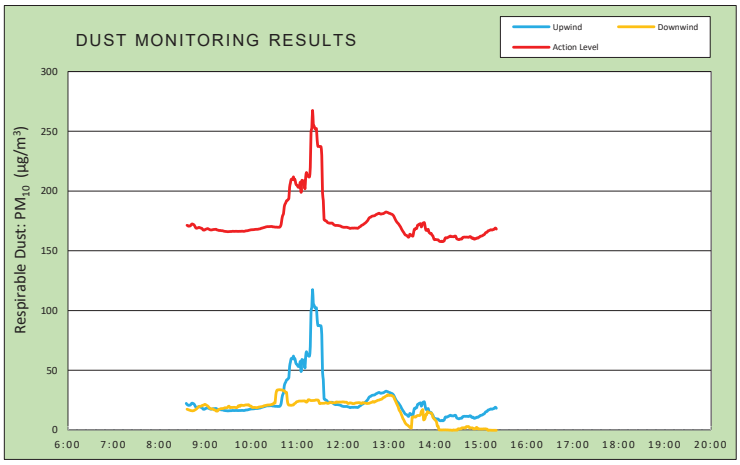

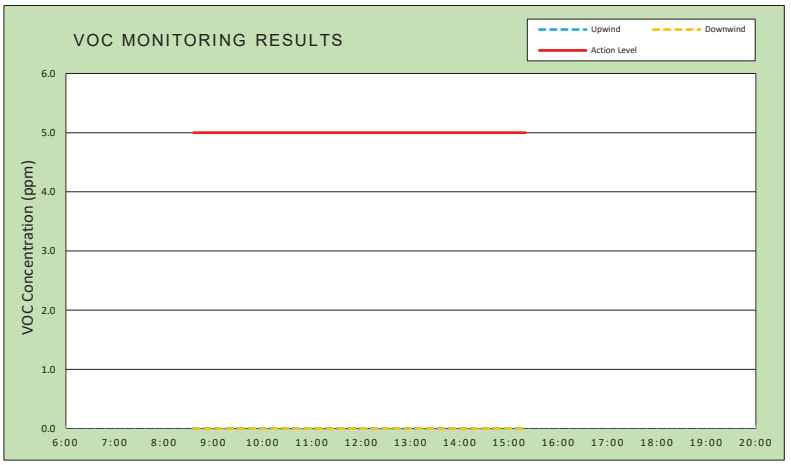

Air Monitoring Notes:

Weather Notes:

EMILCOTT
A Triumvirate Environmental Company

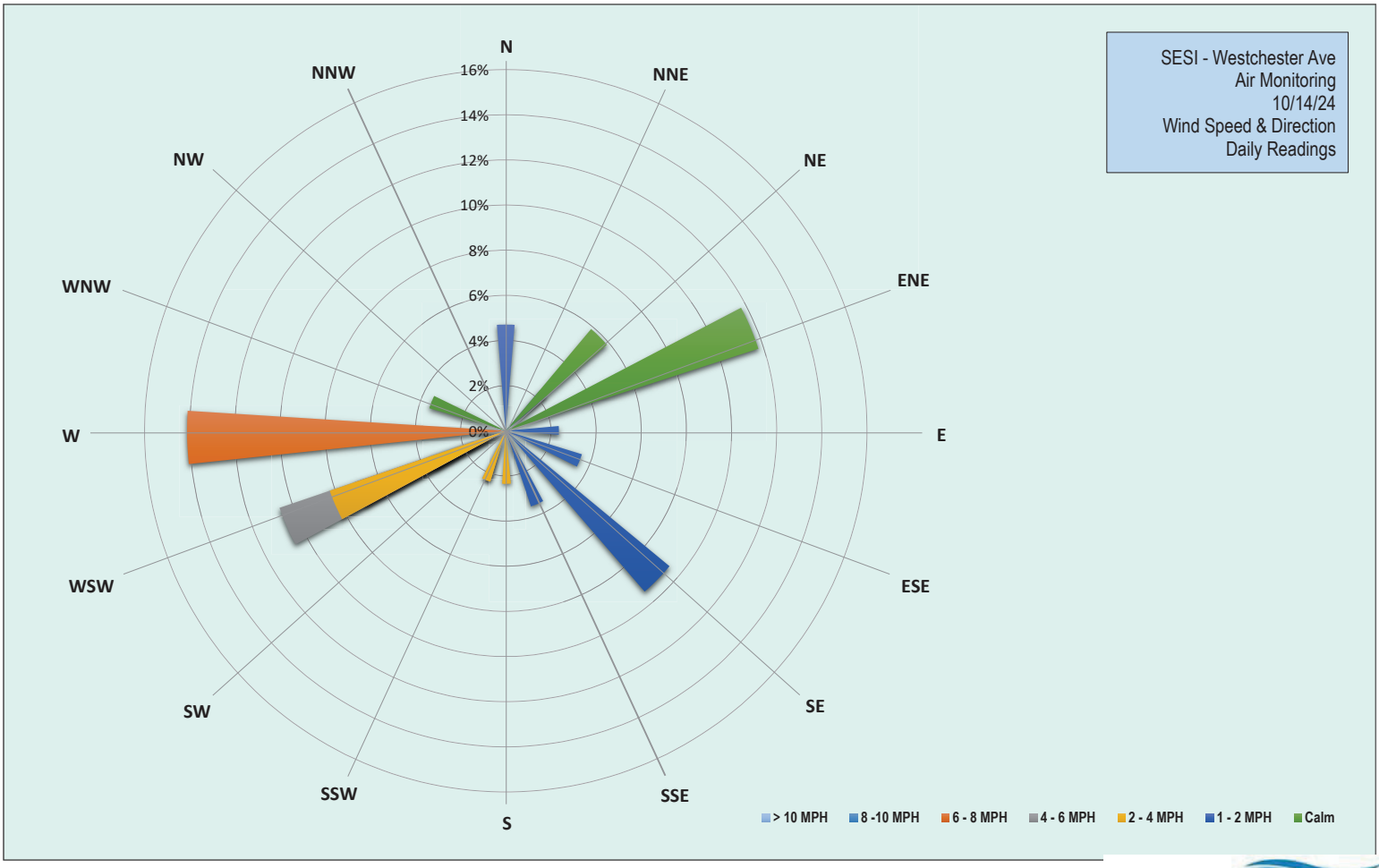

EMILCOTT
A Triumvirate Environmental Company

Grand Union Bowling Alley Site
BCP #360222
150 Westchester Avenue, Port Chester
October 14, 2024

Monday, October 14, 2024						
Number of Instances Where Downwind Particulates Exceeds Upwind Particulate + 150 =						0
Number of Comparable Data Points =						405
Start Time:						8:20
End Time:						15:20
PARTICULATE DATA						
Upwind			Downwind			Exceeds Particulate Alarm Limit
Time	Concentration (ug/m^3)	15-Min Avg Concentration (ug/m^3)	Time	Concentration (ug/m^3)	15-Min Avg Concentration (ug/m^3)	
8:20	21.8	-	8:20	-	-	-
8:21	30.0	-	8:21	21.3	-	-
8:22	22.8	-	8:22	19.8	-	-
8:23	28.5	-	8:23	19.5	-	-
8:24	19.5	-	8:24	18.3	-	-
8:25	16.5	-	8:25	18.8	-	-
8:26	15.8	-	8:26	19.0	-	-
8:27	16.0	-	8:27	18.5	-	-
8:28	15.0	-	8:28	18.3	-	-
8:29	20.0	-	8:29	16.0	-	-
8:30	20.3	-	8:30	16.3	-	-
8:31	29.3	-	8:31	16.3	-	-
8:32	33.0	-	8:32	16.0	-	-
8:33	26.5	-	8:33	15.3	-	-
8:34	21.0	-	8:34	16.8	-	-
8:35	19.8	22.3	8:35	16.0	-	-
8:36	16.0	21.3	8:36	16.0	17.4	-
8:37	17.8	21.0	8:37	16.0	17.1	-
8:38	21.8	20.5	8:38	15.5	16.9	-
8:39	23.0	20.8	8:39	15.3	16.7	-
8:40	16.0	20.7	8:40	15.3	16.4	-
8:41	24.8	21.3	8:41	15.8	16.2	-
8:42	29.8	22.3	8:42	17.8	16.2	-
8:43	17.3	22.4	8:43	16.0	16.0	-
8:44	15.5	22.1	8:44	17.5	16.1	-
8:45	14.8	21.7	8:45	18.3	16.2	-
8:46	15.5	20.8	8:46	22.3	16.6	-
8:47	14.5	19.6	8:47	21.5	17.0	-
8:48	16.3	18.9	8:48	22.0	17.5	-
8:49	21.8	19.0	8:49	24.8	18.0	-
8:50	22.0	19.1	8:50	28.5	18.8	-
8:51	21.3	19.5	8:51	21.5	19.2	-
8:52	18.8	19.5	8:52	24.3	19.7	-
8:53	17.8	19.3	8:53	16.5	19.8	-
8:54	18.0	18.9	8:54	16.3	19.9	-
8:55	15.5	18.9	8:55	17.3	20.0	-
8:56	16.0	18.3	8:56	25.0	20.6	-
8:57	16.5	17.4	8:57	17.5	20.6	-
8:58	16.0	17.3	8:58	20.3	20.9	-
8:59	16.3	17.4	8:59	25.0	21.4	-
9:00	23.0	17.9	9:00	16.8	21.3	-
9:01	18.0	18.1	9:01	15.3	20.8	-

Grand Union Bowling Alley Site
BCP #360222
150 Westchester Avenue, Port Chester
October 14, 2024

PARTICULATE DATA						
Upwind			Downwind			Exceeds Particulate Alarm Limit
Time	Concentration (ug/m^3)	15-Min Avg Concentration (ug/m^3)	Time	Concentration (ug/m^3)	15-Min Avg Concentration (ug/m^3)	
9:02	18.5	18.4	9:02	16.0	20.5	-
9:03	19.0	18.6	9:03	16.0	20.1	-
9:04	16.8	18.2	9:04	14.8	19.4	-
9:05	17.3	17.9	9:05	15.8	18.5	-
9:06	16.5	17.6	9:06	15.5	18.1	-
9:07	16.5	17.4	9:07	17.3	17.7	-
9:08	17.8	17.4	9:08	15.5	17.6	-
9:09	19.8	17.6	9:09	17.3	17.7	-
9:10	18.0	17.7	9:10	15.0	17.5	-
9:11	17.5	17.8	9:11	16.0	16.9	-
9:12	17.3	17.9	9:12	15.8	16.8	-
9:13	16.8	17.9	9:13	16.0	16.5	-
9:14	17.0	18.0	9:14	15.3	15.9	-
9:15	16.0	17.5	9:15	16.3	15.8	-
9:16	15.5	17.3	9:16	15.5	15.9	-
9:17	16.0	17.2	9:17	33.8	17.0	-
9:18	15.5	16.9	9:18	20.0	17.3	-
9:19	18.3	17.0	9:19	17.5	17.5	-
9:20	15.3	16.9	9:20	20.5	17.8	-
9:21	15.0	16.8	9:21	16.8	17.9	-
9:22	16.5	16.8	9:22	17.5	17.9	-
9:23	15.5	16.7	9:23	16.8	18.0	-
9:24	16.3	16.4	9:24	18.5	18.1	-
9:25	16.0	16.3	9:25	21.3	18.5	-
9:26	16.3	16.2	9:26	17.3	18.6	-
9:27	16.0	16.1	9:27	15.5	18.6	-
9:28	16.3	16.1	9:28	15.5	18.5	-
9:29	15.3	16.0	9:29	21.5	18.9	-
9:30	16.3	16.0	9:30	27.8	19.7	-
9:31	16.8	16.1	9:31	17.8	19.9	-
9:32	16.3	16.1	9:32	17.3	18.8	-
9:33	16.5	16.2	9:33	19.8	18.7	-
9:34	18.0	16.1	9:34	20.3	18.9	-
9:35	17.0	16.3	9:35	18.5	18.8	-
9:36	16.3	16.3	9:36	18.8	18.9	-
9:37	15.0	16.2	9:37	17.3	18.9	-
9:38	15.5	16.2	9:38	17.5	19.0	-
9:39	17.0	16.3	9:39	17.0	18.9	-
9:40	16.0	16.3	9:40	19.5	18.7	-
9:41	16.3	16.3	9:41	16.5	18.7	-
9:42	15.3	16.2	9:42	22.5	19.2	-
9:43	16.0	16.2	9:43	31.5	20.2	-
9:44	16.0	16.3	9:44	21.0	20.2	-
9:45	16.3	16.3	9:45	20.5	19.7	-
9:46	17.0	16.3	9:46	32.3	20.7	-
9:47	16.8	16.3	9:47	18.3	20.7	-
9:48	17.5	16.4	9:48	18.5	20.7	-
9:49	16.8	16.3	9:49	18.3	20.5	-

Grand Union Bowling Alley Site
BCP #360222
150 Westchester Avenue, Port Chester
October 14, 2024

PARTICULATE DATA						
Upwind			Downwind			Exceeds Particulate Alarm Limit
Time	Concentration (ug/m^3)	15-Min Avg Concentration (ug/m^3)	Time	Concentration (ug/m^3)	15-Min Avg Concentration (ug/m^3)	
9:50	16.5	16.3	9:50	18.8	20.5	-
9:51	17.0	16.3	9:51	19.8	20.6	-
9:52	17.8	16.5	9:52	21.3	20.9	-
9:53	18.5	16.7	9:53	18.8	21.0	-
9:54	17.0	16.7	9:54	17.5	21.0	-
9:55	17.5	16.8	9:55	17.0	20.8	-
9:56	18.5	17.0	9:56	21.3	21.1	-
9:57	18.3	17.2	9:57	18.3	20.9	-
9:58	18.3	17.3	9:58	20.3	20.1	-
9:59	18.5	17.5	9:59	18.8	20.0	-
10:00	17.8	17.6	10:00	18.3	19.8	-
10:01	17.3	17.6	10:01	18.0	18.9	-
10:02	17.8	17.7	10:02	17.5	18.8	-
10:03	17.8	17.7	10:03	18.8	18.8	-
10:04	18.3	17.8	10:04	19.0	18.9	-
10:05	18.5	17.9	10:05	17.8	18.8	-
10:06	17.5	17.9	10:06	19.0	18.8	-
10:07	18.3	18.0	10:07	19.3	18.6	-
10:08	18.5	18.0	10:08	21.8	18.8	-
10:09	18.5	18.1	10:09	19.0	18.9	-
10:10	20.0	18.2	10:10	21.5	19.2	-
10:11	20.0	18.3	10:11	21.8	19.3	-
10:12	20.3	18.5	10:12	20.3	19.4	-
10:13	24.3	18.9	10:13	21.8	19.5	-
10:14	19.8	19.0	10:14	19.8	19.6	-
10:15	20.5	19.1	10:15	20.5	19.7	-
10:16	21.0	19.4	10:16	23.3	20.1	-
10:17	19.5	19.5	10:17	21.3	20.3	-
10:18	21.3	19.7	10:18	20.5	20.4	-
10:19	21.8	20.0	10:19	20.8	20.5	-
10:20	20.3	20.1	10:20	20.8	20.7	-
10:21	19.3	20.2	10:21	20.3	20.8	-
10:22	18.5	20.2	10:22	21.3	21.0	-
10:23	17.8	20.2	10:23	20.8	20.9	-
10:24	20.0	20.3	10:24	20.8	21.0	-
10:25	20.3	20.3	10:25	21.5	21.0	-
10:26	20.3	20.3	10:26	25.5	21.3	-
10:27	20.5	20.3	10:27	23.0	21.4	-
10:28	19.8	20.0	10:28	22.0	21.5	-
10:29	20.0	20.0	10:29	31.3	22.2	-
10:30	19.0	19.9	10:30	27.8	22.7	-
10:31	19.0	19.8	10:31	21.8	22.6	-
10:32	19.3	19.8	10:32	123.8	29.4	-
10:33	21.5	19.8	10:33	68.0	32.6	-
10:34	20.0	19.7	10:34	33.8	33.5	-
10:35	20.8	19.7	10:35	20.5	33.5	-
10:36	18.8	19.7	10:36	23.5	33.7	-
10:37	20.0	19.8	10:37	21.5	33.7	-

Grand Union Bowling Alley Site
BCP #360222
150 Westchester Avenue, Port Chester
October 14, 2024

PARTICULATE DATA						
Upwind			Downwind			Exceeds Particulate Alarm Limit
Time	Concentration (ug/m^3)	15-Min Avg Concentration (ug/m^3)	Time	Concentration (ug/m^3)	15-Min Avg Concentration (ug/m^3)	
10:38	28.8	20.5	10:38	19.8	33.6	-
10:39	47.8	22.4	10:39	19.3	33.5	-
10:40	87.0	26.8	10:40	21.0	33.5	-
10:41	62.0	29.6	10:41	20.5	33.2	-
10:42	41.3	31.0	10:42	19.8	32.9	-
10:43	106.8	36.8	10:43	19.3	32.8	-
10:44	53.3	39.0	10:44	20.0	32.0	-
10:45	36.8	40.2	10:45	21.0	31.6	-
10:46	44.0	41.9	10:46	19.8	31.4	-
10:47	23.3	42.1	10:47	23.3	24.7	-
10:48	33.3	42.9	10:48	22.0	21.7	-
10:49	33.3	43.8	10:49	21.5	20.8	-
10:50	161.5	53.2	10:50	20.3	20.8	-
10:51	69.8	56.6	10:51	21.8	20.7	-
10:52	66.8	59.7	10:52	20.5	20.6	-
10:53	32.5	59.9	10:53	21.0	20.7	-
10:54	43.5	59.7	10:54	22.3	20.9	-
10:55	120.5	61.9	10:55	21.5	21.0	-
10:56	22.3	59.2	10:56	34.0	21.9	-
10:57	46.5	59.6	10:57	25.5	22.2	-
10:58	58.0	56.3	10:58	26.8	22.7	-
10:59	33.5	55.0	10:59	31.5	23.5	-
11:00	32.3	54.7	11:00	24.3	23.7	-
11:01	22.0	53.3	11:01	22.0	23.9	-
11:02	22.8	53.2	11:02	27.5	24.2	-
11:03	52.0	54.5	11:03	22.8	24.2	-
11:04	73.5	57.2	11:04	21.3	24.2	-
11:05	37.0	48.9	11:05	21.0	24.2	-
11:06	218.8	58.8	11:06	21.0	24.2	-
11:07	34.8	56.7	11:07	21.8	24.3	-
11:08	57.5	58.3	11:08	21.5	24.3	-
11:09	44.0	58.4	11:09	21.5	24.3	-
11:10	22.8	51.8	11:10	22.3	24.3	-
11:11	169.8	61.7	11:11	23.8	23.6	-
11:12	104.5	65.5	11:12	20.8	23.3	-
11:13	22.8	63.2	11:13	32.0	23.7	-
11:14	22.3	62.4	11:14	53.5	25.1	-
11:15	22.8	61.8	11:15	26.5	25.3	-
11:16	21.8	61.8	11:16	20.5	25.2	-
11:17	141.5	69.7	11:17	21.0	24.7	-
11:18	500.8	99.6	11:18	21.3	24.6	-
11:19	117.8	102.6	11:19	21.0	24.6	-
11:20	260.8	117.5	11:20	21.5	24.7	-
11:21	29.0	104.8	11:21	21.5	24.7	-
11:22	29.5	104.5	11:22	22.3	24.7	-
11:23	25.3	102.3	11:23	22.5	24.8	-
11:24	36.5	101.8	11:24	26.0	25.1	-
11:25	30.3	102.3	11:25	22.8	25.1	-

Grand Union Bowling Alley Site
BCP #360222
150 Westchester Avenue, Port Chester
October 14, 2024

PARTICULATE DATA						
Upwind			Downwind			Exceeds Particulate Alarm Limit
Time	Concentration (ug/m^3)	15-Min Avg Concentration (ug/m^3)	Time	Concentration (ug/m^3)	15-Min Avg Concentration (ug/m^3)	
11:26	22.8	92.5	11:26	21.8	25.0	-
11:27	26.3	87.3	11:27	21.5	25.0	-
11:28	24.0	87.4	11:28	21.0	24.3	-
11:29	22.0	87.4	11:29	21.5	22.2	-
11:30	19.5	87.2	11:30	25.3	22.1	-
11:31	22.0	87.2	11:31	23.3	22.3	-
11:32	29.5	79.7	11:32	21.8	22.3	-
11:33	29.8	48.3	11:33	20.8	22.3	-
11:34	23.8	42.1	11:34	21.8	22.3	-
11:35	22.0	26.1	11:35	21.5	22.3	-
11:36	20.5	25.6	11:36	23.5	22.5	-
11:37	21.8	25.1	11:37	26.5	22.8	-
11:38	23.8	25.0	11:38	21.5	22.7	-
11:39	22.8	24.0	11:39	21.3	22.4	-
11:40	22.3	23.5	11:40	20.8	22.2	-
11:41	20.0	23.3	11:41	24.0	22.4	-
11:42	22.0	23.0	11:42	28.0	22.8	-
11:43	26.5	23.2	11:43	25.0	23.1	-
11:44	19.5	23.0	11:44	20.8	23.0	-
11:45	22.0	23.2	11:45	22.0	22.8	-
11:46	18.8	23.0	11:46	20.8	22.7	-
11:47	18.5	22.3	11:47	24.8	22.9	-
11:48	21.8	21.7	11:48	20.5	22.8	-
11:49	19.0	21.4	11:49	21.0	22.8	-
11:50	18.8	21.2	11:50	24.0	23.0	-
11:51	21.3	21.2	11:51	31.5	23.5	-
11:52	21.5	21.2	11:52	22.8	23.2	-
11:53	22.8	21.2	11:53	23.0	23.3	-
11:54	21.8	21.1	11:54	20.3	23.3	-
11:55	19.3	20.9	11:55	22.3	23.4	-
11:56	18.8	20.8	11:56	22.8	23.3	-
11:57	17.8	20.5	11:57	29.5	23.4	-
11:58	19.3	20.0	11:58	24.0	23.3	-
11:59	18.3	20.0	11:59	23.8	23.5	-
12:00	18.0	19.7	12:00	20.3	23.4	-
12:01	18.3	19.7	12:01	21.8	23.5	-
12:02	18.3	19.6	12:02	20.3	23.2	-
12:03	22.0	19.7	12:03	21.3	23.2	-
12:04	19.3	19.7	12:04	21.5	23.3	-
12:05	18.3	19.6	12:05	19.3	22.9	-
12:06	17.5	19.4	12:06	20.0	22.2	-
12:07	19.5	19.3	12:07	23.5	22.2	-
12:08	18.5	19.0	12:08	26.8	22.5	-
12:09	17.5	18.7	12:09	24.0	22.7	-
12:10	22.0	18.9	12:10	19.3	22.5	-
12:11	19.8	18.9	12:11	22.5	22.5	-
12:12	18.8	19.0	12:12	23.8	22.1	-
12:13	17.8	18.9	12:13	23.5	22.1	-

Grand Union Bowling Alley Site
BCP #360222
150 Westchester Avenue, Port Chester
October 14, 2024

PARTICULATE DATA						
Upwind			Downwind			Exceeds Particulate Alarm Limit
Time	Concentration (ug/m^3)	15-Min Avg Concentration (ug/m^3)	Time	Concentration (ug/m^3)	15-Min Avg Concentration (ug/m^3)	
12:14	20.0	19.0	12:14	23.3	22.1	-
12:15	18.0	19.0	12:15	23.8	22.3	-
12:16	17.3	19.0	12:16	25.5	22.5	-
12:17	19.0	19.0	12:17	22.3	22.7	-
12:18	19.8	18.9	12:18	22.0	22.7	-
12:19	18.8	18.8	12:19	22.5	22.8	-
12:20	24.3	19.2	12:20	20.3	22.9	-
12:21	26.5	19.8	12:21	20.0	22.9	-
12:22	24.5	20.2	12:22	21.5	22.7	-
12:23	25.3	20.6	12:23	20.8	22.3	-
12:24	27.5	21.3	12:24	19.5	22.0	-
12:25	26.0	21.5	12:25	31.5	22.8	-
12:26	24.8	21.9	12:26	21.5	22.8	-
12:27	27.0	22.4	12:27	21.8	22.6	-
12:28	24.5	22.9	12:28	22.5	22.6	-
12:29	27.3	23.4	12:29	22.0	22.5	-
12:30	26.5	23.9	12:30	21.0	22.3	-
12:31	28.5	24.7	12:31	23.0	22.1	-
12:32	29.5	25.4	12:32	23.3	22.2	-
12:33	37.3	26.5	12:33	22.8	22.3	-
12:34	33.3	27.5	12:34	24.3	22.4	-
12:35	30.8	27.9	12:35	24.0	22.6	-
12:36	30.0	28.2	12:36	24.0	22.9	-
12:37	32.8	28.7	12:37	24.5	23.1	-
12:38	29.5	29.0	12:38	25.5	23.4	-
12:39	29.3	29.1	12:39	25.8	23.8	-
12:40	27.8	29.2	12:40	22.5	23.2	-
12:41	26.5	29.4	12:41	24.5	23.4	-
12:42	33.8	29.8	12:42	28.0	23.8	-
12:43	32.3	30.3	12:43	26.5	24.1	-
12:44	30.5	30.5	12:44	27.0	24.4	-
12:45	33.0	31.0	12:45	26.3	24.8	-
12:46	31.5	31.2	12:46	25.0	24.9	-
12:47	33.5	31.4	12:47	25.5	25.1	-
12:48	30.5	31.0	12:48	27.0	25.4	-
12:49	29.0	30.7	12:49	28.0	25.6	-
12:50	32.3	30.8	12:50	26.0	25.7	-
12:51	33.3	31.0	12:51	29.8	26.1	-
12:52	32.8	31.0	12:52	36.8	26.9	-
12:53	34.0	31.3	12:53	29.5	27.2	-
12:54	35.3	31.7	12:54	29.3	27.4	-
12:55	34.5	32.2	12:55	31.8	28.1	-
12:56	30.8	32.5	12:56	29.3	28.4	-
12:57	30.8	32.3	12:57	32.5	28.7	-
12:58	29.0	32.0	12:58	38.8	29.5	-
12:59	26.3	31.8	12:59	22.8	29.2	-
13:00	27.3	31.4	13:00	21.3	28.9	-
13:01	30.0	31.3	13:01	27.0	29.0	-

Grand Union Bowling Alley Site
BCP #360222
150 Westchester Avenue, Port Chester
October 14, 2024

PARTICULATE DATA						
Upwind			Downwind			Exceeds Particulate Alarm Limit
Time	Concentration (ug/m^3)	15-Min Avg Concentration (ug/m^3)	Time	Concentration (ug/m^3)	15-Min Avg Concentration (ug/m^3)	
13:02	28.0	30.9	13:02	24.3	28.9	-
13:03	27.3	30.7	13:03	27.0	28.9	-
13:04	24.5	30.4	13:04	21.5	28.5	-
13:05	24.0	29.8	13:05	22.0	28.2	-
13:06	20.8	29.0	13:06	20.0	27.6	-
13:07	12.5	27.7	13:07	11.8	25.9	-
13:08	13.8	26.3	13:08	10.3	24.6	-
13:09	17.0	25.1	13:09	7.8	23.2	-
13:10	19.8	24.1	13:10	10.3	21.8	-
13:11	19.3	23.3	13:11	8.5	20.4	-
13:12	21.0	22.7	13:12	10.5	18.9	-
13:13	15.3	21.8	13:13	5.5	16.7	-
13:14	11.3	20.8	13:14	8.5	15.7	-
13:15	12.8	19.8	13:15	3.8	14.6	-
13:16	9.3	18.4	13:16	1.8	12.9	-
13:17	10.8	17.3	13:17	1.0	11.3	-
13:18	11.5	16.2	13:18	0.0	9.5	-
13:19	11.3	15.3	13:19	7.0	8.6	-
13:20	7.5	14.2	13:20	1.5	7.2	-
13:21	7.3	13.3	13:21	0.0	5.9	-
13:22	7.5	13.0	13:22	0.0	5.1	-
13:23	10.3	12.8	13:23	0.0	4.4	-
13:24	7.0	12.1	13:24	2.8	4.1	-
13:25	8.3	11.3	13:25	1.5	3.5	-
13:26	24.5	11.7	13:26	0.0	2.9	-
13:27	53.5	13.9	13:27	0.0	2.2	-
13:28	8.8	13.4	13:28	2.3	2.0	-
13:29	5.8	13.1	13:29	1.0	1.5	-
13:30	5.0	12.5	13:30	138.0	10.5	-
13:31	4.3	12.2	13:31	8.8	10.9	-
13:32	58.5	15.4	13:32	0.5	10.9	-
13:33	53.0	18.2	13:33	4.0	11.2	-
13:34	10.3	18.1	13:34	0.8	10.7	-
13:35	14.8	18.6	13:35	5.3	11.0	-
13:36	8.0	18.6	13:36	10.0	11.7	-
13:37	47.0	21.3	13:37	6.3	12.1	-
13:38	14.5	21.5	13:38	0.5	12.1	-
13:39	16.3	22.2	13:39	2.0	12.1	-
13:40	11.8	22.4	13:40	3.5	12.2	-
13:41	28.8	22.7	13:41	10.0	12.9	-
13:42	12.0	19.9	13:42	39.8	15.5	-
13:43	32.5	21.5	13:43	11.0	16.1	-
13:44	28.8	23.0	13:44	15.8	17.1	-
13:45	10.3	23.4	13:45	8.3	8.4	-
13:46	7.3	23.6	13:46	13.3	8.7	-
13:47	8.3	20.2	13:47	19.5	10.0	-
13:48	8.8	17.3	13:48	46.8	12.8	-
13:49	7.0	17.1	13:49	0.3	12.8	-

Grand Union Bowling Alley Site
BCP #360222
150 Westchester Avenue, Port Chester
October 14, 2024

PARTICULATE DATA						
Upwind			Downwind			Exceeds Particulate Alarm Limit
Time	Concentration (ug/m^3)	15-Min Avg Concentration (ug/m^3)	Time	Concentration (ug/m^3)	15-Min Avg Concentration (ug/m^3)	
13:50	16.8	17.2	13:50	43.0	15.3	-
13:51	20.3	18.0	13:51	3.8	14.9	-
13:52	9.0	15.5	13:52	0.0	14.5	-
13:53	6.8	15.0	13:53	-0.3	14.4	-
13:54	5.5	14.2	13:54	0.5	14.3	-
13:55	16.3	14.5	13:55	0.3	14.1	-
13:56	5.8	13.0	13:56	-0.3	13.4	-
13:57	6.0	12.6	13:57	0.8	10.8	-
13:58	4.3	10.7	13:58	-0.5	10.1	-
13:59	7.3	9.3	13:59	-0.3	9.0	-
14:00	13.3	9.5	14:00	1.5	8.6	-
14:01	5.8	9.4	14:01	-0.8	7.6	-
14:02	6.8	9.3	14:02	-0.3	6.3	-
14:03	7.0	9.2	14:03	-0.5	3.2	-
14:04	7.3	9.2	14:04	0.0	3.1	-
14:05	5.0	8.4	14:05	-0.8	0.2	-
14:06	12.0	7.9	14:06	1.0	0.0	-
14:07	7.5	7.8	14:07	0.0	0.0	-
14:08	5.8	7.7	14:08	-0.3	0.0	-
14:09	11.8	8.1	14:09	-0.5	0.0	-
14:10	9.0	7.6	14:10	1.3	0.0	-
14:11	11.8	8.0	14:11	0.3	0.1	-
14:12	12.3	8.4	14:12	0.3	0.0	-
14:13	33.8	10.4	14:13	0.0	0.1	-
14:14	15.3	10.9	14:14	-0.3	0.1	-
14:15	9.3	10.7	14:15	0.5	0.0	-
14:16	9.5	10.9	14:16	-0.3	0.0	-
14:17	11.5	11.2	14:17	-1.0	0.0	-
14:18	14.3	11.7	14:18	-1.3	-0.1	-
14:19	7.8	11.8	14:19	-0.8	-0.1	-
14:20	14.3	12.4	14:20	-0.5	-0.1	-
14:21	6.0	12.0	14:21	-0.3	-0.2	-
14:22	4.8	11.8	14:22	-1.3	-0.3	-
14:23	7.0	11.9	14:23	-0.5	-0.3	-
14:24	9.0	11.7	14:24	4.3	0.0	-
14:25	14.3	12.0	14:25	-0.8	-0.1	-
14:26	15.8	12.3	14:26	-1.3	-0.2	-
14:27	9.0	12.1	14:27	3.0	0.0	-
14:28	8.0	10.4	14:28	-1.5	-0.1	-
14:29	6.8	9.8	14:29	0.3	-0.1	-
14:30	5.5	9.6	14:30	15.8	0.9	-
14:31	6.3	9.3	14:31	-0.3	0.9	-
14:32	13.8	9.5	14:32	-1.0	0.9	-
14:33	19.8	9.9	14:33	-1.3	0.9	-
14:34	7.3	9.8	14:34	-0.5	1.0	-
14:35	15.5	9.9	14:35	12.0	1.8	-
14:36	23.3	11.1	14:36	-0.8	1.8	-
14:37	8.3	11.3	14:37	-0.5	1.8	-

Grand Union Bowling Alley Site
BCP #360222
150 Westchester Avenue, Port Chester
October 14, 2024

PARTICULATE DATA						
Upwind			Downwind			Exceeds Particulate Alarm Limit
Time	Concentration (ug/m^3)	15-Min Avg Concentration (ug/m^3)	Time	Concentration (ug/m^3)	15-Min Avg Concentration (ug/m^3)	
14:38	9.3	11.4	14:38	0.8	1.9	-
14:39	8.8	11.4	14:39	-1.3	1.5	-
14:40	13.8	11.4	14:40	5.8	2.0	-
14:41	16.3	11.4	14:41	12.5	2.9	-
14:42	8.8	11.4	14:42	-1.0	2.6	-
14:43	6.5	11.3	14:43	0.8	2.8	-
14:44	6.5	11.3	14:44	1.5	2.8	-
14:45	12.0	11.7	14:45	-0.8	1.7	-
14:46	8.5	11.9	14:46	-1.0	1.7	-
14:47	5.8	11.3	14:47	-0.3	1.7	-
14:48	6.5	10.5	14:48	-1.5	1.7	-
14:49	12.8	10.8	14:49	-0.5	1.7	-
14:50	9.0	10.4	14:50	-0.3	0.9	-
14:51	12.8	9.7	14:51	-1.0	0.9	-
14:52	13.5	10.0	14:52	1.3	1.0	-
14:53	8.5	10.0	14:53	-0.3	0.9	-
14:54	17.0	10.5	14:54	17.0	2.2	-
14:55	16.0	10.7	14:55	0.3	1.8	-
14:56	13.8	10.5	14:56	-1.0	0.9	-
14:57	19.0	11.2	14:57	-1.0	0.9	-
14:58	10.0	11.4	14:58	0.8	0.9	-
14:59	17.0	12.1	14:59	-0.3	0.8	-
15:00	13.5	12.2	15:00	-0.5	0.8	-
15:01	11.3	12.4	15:01	-0.8	0.8	-
15:02	9.5	12.7	15:02	-1.3	0.7	-
15:03	15.3	13.3	15:03	1.0	0.9	-
15:04	15.3	13.4	15:04	-1.0	0.9	-
15:05	20.3	14.2	15:05	0.3	0.9	-
15:06	26.8	15.1	15:06	-0.8	0.9	-
15:07	17.5	15.4	15:07	-2.0	0.7	-
15:08	11.8	15.6	15:08	-1.0	0.7	-
15:09	32.0	16.6	15:09	4.3	-0.2	-
15:10	18.8	16.8	15:10	-1.5	-0.3	-
15:11	18.0	17.1	15:11	1.5	-0.2	-
15:12	23.5	17.4	15:12	-1.5	-0.2	-
15:13	14.3	17.6	15:13	0.5	-0.2	-
15:14	13.0	17.4	15:14	-1.3	-0.3	-
15:15	15.0	17.5	15:15	-0.5	-0.3	-
15:16	16.8	17.8	15:16	-1.0	-0.3	-
15:17	10.5	17.9	15:17	-0.5	-0.2	-
15:18	27.3	18.7	15:18	0.0	-0.3	-
15:19	20.3	19.0	15:19	-0.5	-0.3	-
15:20	7.0	18.2	15:20	-0.5	-0.3	-

Grand Union Bowling Alley Site
BCP #360222
150 Westchester Avenue, Port Chester
October 14, 2024

Monday, October 14, 2024						
					Number of Instances Where Downwind VOCs Exceeds Upwind VOCs + 5 =	0
					Number of Comparable Data Points =	405
					Start Time:	8:20
					End Time:	15:20
PID DATA						
Upwind			Downwind			
Time	Concentration (ppm)	15-Min Avg Concentration (ppm)	Time	Concentration (ppm)	15-Min Avg Concentration (ppm)	Exceeds VOC Alarm Limit
8:20	0.0	-	8:20	-	-	-
8:21	0.0	-	8:21	0.0	-	-
8:22	0.0	-	8:22	0.0	-	-
8:23	0.0	-	8:23	0.0	-	-
8:24	0.0	-	8:24	0.0	-	-
8:25	0.0	-	8:25	0.0	-	-
8:26	0.0	-	8:26	0.0	-	-
8:27	0.0	-	8:27	0.0	-	-
8:28	0.0	-	8:28	0.0	-	-
8:29	0.0	-	8:29	0.0	-	-
8:30	0.0	-	8:30	0.0	-	-
8:31	0.0	-	8:31	0.0	-	-
8:32	0.0	-	8:32	0.0	-	-
8:33	0.0	-	8:33	0.0	-	-
8:34	0.0	-	8:34	0.0	-	-
8:35	0.0	0.0	8:35	0.0	-	-
8:36	0.0	0.0	8:36	0.0	0.0	-
8:37	0.0	0.0	8:37	0.0	0.0	-
8:38	0.0	0.0	8:38	0.0	0.0	-
8:39	0.0	0.0	8:39	0.0	0.0	-
8:40	0.0	0.0	8:40	0.0	0.0	-
8:41	0.0	0.0	8:41	0.0	0.0	-
8:42	0.0	0.0	8:42	0.0	0.0	-
8:43	0.0	0.0	8:43	0.0	0.0	-
8:44	0.0	0.0	8:44	0.0	0.0	-
8:45	0.0	0.0	8:45	0.0	0.0	-
8:46	0.0	0.0	8:46	0.0	0.0	-
8:47	0.0	0.0	8:47	0.0	0.0	-
8:48	0.0	0.0	8:48	0.0	0.0	-
8:49	0.0	0.0	8:49	0.0	0.0	-
8:50	0.0	0.0	8:50	0.0	0.0	-
8:51	0.0	0.0	8:51	0.0	0.0	-
8:52	0.0	0.0	8:52	0.0	0.0	-
8:53	0.0	0.0	8:53	0.0	0.0	-
8:54	0.0	0.0	8:54	0.0	0.0	-
8:55	0.0	0.0	8:55	0.0	0.0	-
8:56	0.0	0.0	8:56	0.0	0.0	-
8:57	0.0	0.0	8:57	0.0	0.0	-
8:58	0.0	0.0	8:58	0.0	0.0	-
8:59	0.0	0.0	8:59	0.0	0.0	-
9:00	0.0	0.0	9:00	0.0	0.0	-
9:01	0.0	0.0	9:01	0.0	0.0	-
9:02	0.0	0.0	9:02	0.0	0.0	-

Grand Union Bowling Alley Site
BCP #360222
150 Westchester Avenue, Port Chester
October 14, 2024

PID DATA						
Upwind			Downwind			
Time	Concentration (ppm)	15-Min Avg Concentration (ppm)	Time	Concentration (ppm)	15-Min Avg Concentration (ppm)	Exceeds VOC Alarm Limit
9:03	0.0	0.0	9:03	0.0	0.0	-
9:04	0.0	0.0	9:04	0.0	0.0	-
9:05	0.0	0.0	9:05	0.0	0.0	-
9:06	0.0	0.0	9:06	0.0	0.0	-
9:07	0.0	0.0	9:07	0.0	0.0	-
9:08	0.0	0.0	9:08	0.0	0.0	-
9:09	0.0	0.0	9:09	0.0	0.0	-
9:10	0.0	0.0	9:10	0.0	0.0	-
9:11	0.0	0.0	9:11	0.0	0.0	-
9:12	0.0	0.0	9:12	0.0	0.0	-
9:13	0.0	0.0	9:13	0.0	0.0	-
9:14	0.0	0.0	9:14	0.0	0.0	-
9:15	0.0	0.0	9:15	0.0	0.0	-
9:16	0.0	0.0	9:16	0.0	0.0	-
9:17	0.0	0.0	9:17	0.0	0.0	-
9:18	0.0	0.0	9:18	0.0	0.0	-
9:19	0.0	0.0	9:19	0.0	0.0	-
9:20	0.0	0.0	9:20	0.0	0.0	-
9:21	0.0	0.0	9:21	0.0	0.0	-
9:22	0.0	0.0	9:22	0.0	0.0	-
9:23	0.0	0.0	9:23	0.0	0.0	-
9:24	0.0	0.0	9:24	0.0	0.0	-
9:25	0.0	0.0	9:25	0.0	0.0	-
9:26	0.0	0.0	9:26	0.0	0.0	-
9:27	0.0	0.0	9:27	0.0	0.0	-
9:28	0.0	0.0	9:28	0.0	0.0	-
9:29	0.0	0.0	9:29	0.0	0.0	-
9:30	0.0	0.0	9:30	0.0	0.0	-
9:31	0.0	0.0	9:31	0.0	0.0	-
9:32	0.0	0.0	9:32	0.0	0.0	-
9:33	0.0	0.0	9:33	0.0	0.0	-
9:34	0.0	0.0	9:34	0.0	0.0	-
9:35	0.0	0.0	9:35	0.0	0.0	-
9:36	0.0	0.0	9:36	0.0	0.0	-
9:37	0.0	0.0	9:37	0.0	0.0	-
9:38	0.0	0.0	9:38	0.0	0.0	-
9:39	0.0	0.0	9:39	0.0	0.0	-
9:40	0.0	0.0	9:40	0.0	0.0	-
9:41	0.0	0.0	9:41	0.0	0.0	-
9:42	0.0	0.0	9:42	0.0	0.0	-
9:43	0.0	0.0	9:43	0.0	0.0	-
9:44	0.0	0.0	9:44	0.0	0.0	-
9:45	0.0	0.0	9:45	0.0	0.0	-
9:46	0.0	0.0	9:46	0.0	0.0	-
9:47	0.0	0.0	9:47	0.0	0.0	-
9:48	0.0	0.0	9:48	0.0	0.0	-
9:49	0.0	0.0	9:49	0.0	0.0	-
9:50	0.0	0.0	9:50	0.0	0.0	-

Grand Union Bowling Alley Site
BCP #360222
150 Westchester Avenue, Port Chester
October 14, 2024

PID DATA						
Upwind			Downwind			Exceeds VOC Alarm Limit
Time	Concentration (ppm)	15-Min Avg Concentration (ppm)	Time	Concentration (ppm)	15-Min Avg Concentration (ppm)	
9:51	0.0	0.0	9:51	0.0	0.0	-
9:52	0.0	0.0	9:52	0.0	0.0	-
9:53	0.0	0.0	9:53	0.0	0.0	-
9:54	0.0	0.0	9:54	0.0	0.0	-
9:55	0.0	0.0	9:55	0.0	0.0	-
9:56	0.0	0.0	9:56	0.0	0.0	-
9:57	0.0	0.0	9:57	0.0	0.0	-
9:58	0.0	0.0	9:58	0.0	0.0	-
9:59	0.0	0.0	9:59	0.0	0.0	-
10:00	0.0	0.0	10:00	0.0	0.0	-
10:01	0.0	0.0	10:01	0.0	0.0	-
10:02	0.0	0.0	10:02	0.0	0.0	-
10:03	0.0	0.0	10:03	0.0	0.0	-
10:04	0.0	0.0	10:04	0.0	0.0	-
10:05	0.0	0.0	10:05	0.0	0.0	-
10:06	0.0	0.0	10:06	0.0	0.0	-
10:07	0.0	0.0	10:07	0.0	0.0	-
10:08	0.0	0.0	10:08	0.0	0.0	-
10:09	0.0	0.0	10:09	0.0	0.0	-
10:10	0.0	0.0	10:10	0.0	0.0	-
10:11	0.0	0.0	10:11	0.0	0.0	-
10:12	0.0	0.0	10:12	0.0	0.0	-
10:13	0.0	0.0	10:13	0.0	0.0	-
10:14	0.0	0.0	10:14	0.0	0.0	-
10:15	0.0	0.0	10:15	0.0	0.0	-
10:16	0.0	0.0	10:16	0.0	0.0	-
10:17	0.0	0.0	10:17	0.0	0.0	-
10:18	0.0	0.0	10:18	0.0	0.0	-
10:19	0.0	0.0	10:19	0.0	0.0	-
10:20	0.0	0.0	10:20	0.0	0.0	-
10:21	0.0	0.0	10:21	0.0	0.0	-
10:22	0.0	0.0	10:22	0.0	0.0	-
10:23	0.0	0.0	10:23	0.0	0.0	-
10:24	0.0	0.0	10:24	0.0	0.0	-
10:25	0.0	0.0	10:25	0.0	0.0	-
10:26	0.0	0.0	10:26	0.0	0.0	-
10:27	0.0	0.0	10:27	0.0	0.0	-
10:28	0.0	0.0	10:28	0.0	0.0	-
10:29	0.0	0.0	10:29	0.0	0.0	-
10:30	0.0	0.0	10:30	0.0	0.0	-
10:31	0.0	0.0	10:31	0.0	0.0	-
10:32	0.0	0.0	10:32	0.0	0.0	-
10:33	0.0	0.0	10:33	0.0	0.0	-
10:34	0.0	0.0	10:34	0.0	0.0	-
10:35	0.0	0.0	10:35	0.0	0.0	-
10:36	0.0	0.0	10:36	0.0	0.0	-
10:37	0.0	0.0	10:37	0.0	0.0	-
10:38	0.0	0.0	10:38	0.0	0.0	-

Grand Union Bowling Alley Site
BCP #360222
150 Westchester Avenue, Port Chester
October 14, 2024

PID DATA						
Upwind			Downwind			
Time	Concentration (ppm)	15-Min Avg Concentration (ppm)	Time	Concentration (ppm)	15-Min Avg Concentration (ppm)	Exceeds VOC Alarm Limit
10:39	0.0	0.0	10:39	0.0	0.0	-
10:40	0.0	0.0	10:40	0.0	0.0	-
10:41	0.0	0.0	10:41	0.0	0.0	-
10:42	0.0	0.0	10:42	0.0	0.0	-
10:43	0.0	0.0	10:43	0.0	0.0	-
10:44	0.0	0.0	10:44	0.0	0.0	-
10:45	0.0	0.0	10:45	0.0	0.0	-
10:46	0.0	0.0	10:46	0.0	0.0	-
10:47	0.0	0.0	10:47	0.0	0.0	-
10:48	0.0	0.0	10:48	0.0	0.0	-
10:49	0.0	0.0	10:49	0.0	0.0	-
10:50	0.0	0.0	10:50	0.0	0.0	-
10:51	0.0	0.0	10:51	0.0	0.0	-
10:52	0.0	0.0	10:52	0.0	0.0	-
10:53	0.0	0.0	10:53	0.0	0.0	-
10:54	0.0	0.0	10:54	0.0	0.0	-
10:55	0.0	0.0	10:55	0.0	0.0	-
10:56	0.0	0.0	10:56	0.0	0.0	-
10:57	0.0	0.0	10:57	0.0	0.0	-
10:58	0.0	0.0	10:58	0.0	0.0	-
10:59	0.0	0.0	10:59	0.0	0.0	-
11:00	0.0	0.0	11:00	0.0	0.0	-
11:01	0.0	0.0	11:01	0.0	0.0	-
11:02	0.0	0.0	11:02	0.0	0.0	-
11:03	0.0	0.0	11:03	0.0	0.0	-
11:04	0.0	0.0	11:04	0.0	0.0	-
11:05	0.0	0.0	11:05	0.0	0.0	-
11:06	0.0	0.0	11:06	0.0	0.0	-
11:07	0.0	0.0	11:07	0.0	0.0	-
11:08	0.0	0.0	11:08	0.0	0.0	-
11:09	0.0	0.0	11:09	0.0	0.0	-
11:10	0.0	0.0	11:10	0.0	0.0	-
11:11	0.0	0.0	11:11	0.0	0.0	-
11:12	0.0	0.0	11:12	0.0	0.0	-
11:13	0.0	0.0	11:13	0.0	0.0	-
11:14	0.0	0.0	11:14	0.0	0.0	-
11:15	0.0	0.0	11:15	0.0	0.0	-
11:16	0.0	0.0	11:16	0.0	0.0	-
11:17	0.0	0.0	11:17	0.0	0.0	-
11:18	0.0	0.0	11:18	0.0	0.0	-
11:19	0.0	0.0	11:19	0.0	0.0	-
11:20	0.0	0.0	11:20	0.0	0.0	-
11:21	0.0	0.0	11:21	0.0	0.0	-
11:22	0.0	0.0	11:22	0.0	0.0	-
11:23	0.0	0.0	11:23	0.0	0.0	-
11:24	0.0	0.0	11:24	0.0	0.0	-
11:25	0.0	0.0	11:25	0.0	0.0	-
11:26	0.0	0.0	11:26	0.0	0.0	-

Grand Union Bowling Alley Site
BCP #360222
150 Westchester Avenue, Port Chester
October 14, 2024

PID DATA						
Upwind			Downwind			
Time	Concentration (ppm)	15-Min Avg Concentration (ppm)	Time	Concentration (ppm)	15-Min Avg Concentration (ppm)	Exceeds VOC Alarm Limit
11:27	0.0	0.0	11:27	0.0	0.0	-
11:28	0.0	0.0	11:28	0.0	0.0	-
11:29	0.0	0.0	11:29	0.0	0.0	-
11:30	0.0	0.0	11:30	0.0	0.0	-
11:31	0.0	0.0	11:31	0.0	0.0	-
11:32	0.0	0.0	11:32	0.0	0.0	-
11:33	0.0	0.0	11:33	0.0	0.0	-
11:34	0.0	0.0	11:34	0.0	0.0	-
11:35	0.0	0.0	11:35	0.0	0.0	-
11:36	0.0	0.0	11:36	0.0	0.0	-
11:37	0.0	0.0	11:37	0.0	0.0	-
11:38	0.0	0.0	11:38	0.0	0.0	-
11:39	0.0	0.0	11:39	0.0	0.0	-
11:40	0.0	0.0	11:40	0.0	0.0	-
11:41	0.0	0.0	11:41	0.0	0.0	-
11:42	0.0	0.0	11:42	0.0	0.0	-
11:43	0.0	0.0	11:43	0.0	0.0	-
11:44	0.0	0.0	11:44	0.0	0.0	-
11:45	0.0	0.0	11:45	0.0	0.0	-
11:46	0.0	0.0	11:46	0.0	0.0	-
11:47	0.0	0.0	11:47	0.0	0.0	-
11:48	0.0	0.0	11:48	0.0	0.0	-
11:49	0.0	0.0	11:49	0.0	0.0	-
11:50	0.0	0.0	11:50	0.0	0.0	-
11:51	0.0	0.0	11:51	0.0	0.0	-
11:52	0.0	0.0	11:52	0.0	0.0	-
11:53	0.0	0.0	11:53	0.0	0.0	-
11:54	0.0	0.0	11:54	0.0	0.0	-
11:55	0.0	0.0	11:55	0.0	0.0	-
11:56	0.0	0.0	11:56	0.0	0.0	-
11:57	0.0	0.0	11:57	0.0	0.0	-
11:58	0.0	0.0	11:58	0.0	0.0	-
11:59	0.0	0.0	11:59	0.0	0.0	-
12:00	0.0	0.0	12:00	0.0	0.0	-
12:01	0.0	0.0	12:01	0.0	0.0	-
12:02	0.0	0.0	12:02	0.0	0.0	-
12:03	0.0	0.0	12:03	0.0	0.0	-
12:04	0.0	0.0	12:04	0.0	0.0	-
12:05	0.0	0.0	12:05	0.0	0.0	-
12:06	0.0	0.0	12:06	0.0	0.0	-
12:07	0.0	0.0	12:07	0.0	0.0	-
12:08	0.0	0.0	12:08	0.0	0.0	-
12:09	0.0	0.0	12:09	0.0	0.0	-
12:10	0.0	0.0	12:10	0.0	0.0	-
12:11	0.0	0.0	12:11	0.0	0.0	-
12:12	0.0	0.0	12:12	0.0	0.0	-
12:13	0.0	0.0	12:13	0.0	0.0	-
12:14	0.0	0.0	12:14	0.0	0.0	-

Grand Union Bowling Alley Site
BCP #360222
150 Westchester Avenue, Port Chester
October 14, 2024

PID DATA						
Upwind			Downwind			
Time	Concentration (ppm)	15-Min Avg Concentration (ppm)	Time	Concentration (ppm)	15-Min Avg Concentration (ppm)	Exceeds VOC Alarm Limit
12:15	0.0	0.0	12:15	0.0	0.0	-
12:16	0.0	0.0	12:16	0.0	0.0	-
12:17	0.0	0.0	12:17	0.0	0.0	-
12:18	0.0	0.0	12:18	0.0	0.0	-
12:19	0.0	0.0	12:19	0.0	0.0	-
12:20	0.0	0.0	12:20	0.0	0.0	-
12:21	0.0	0.0	12:21	0.0	0.0	-
12:22	0.0	0.0	12:22	0.0	0.0	-
12:23	0.0	0.0	12:23	0.0	0.0	-
12:24	0.0	0.0	12:24	0.0	0.0	-
12:25	0.0	0.0	12:25	0.0	0.0	-
12:26	0.0	0.0	12:26	0.0	0.0	-
12:27	0.0	0.0	12:27	0.0	0.0	-
12:28	0.0	0.0	12:28	0.0	0.0	-
12:29	0.0	0.0	12:29	0.0	0.0	-
12:30	0.0	0.0	12:30	0.0	0.0	-
12:31	0.0	0.0	12:31	0.0	0.0	-
12:32	0.0	0.0	12:32	0.0	0.0	-
12:33	0.0	0.0	12:33	0.0	0.0	-
12:34	0.0	0.0	12:34	0.0	0.0	-
12:35	0.0	0.0	12:35	0.0	0.0	-
12:36	0.0	0.0	12:36	0.0	0.0	-
12:37	0.0	0.0	12:37	0.0	0.0	-
12:38	0.0	0.0	12:38	0.0	0.0	-
12:39	0.0	0.0	12:39	0.0	0.0	-
12:40	0.0	0.0	12:40	0.0	0.0	-
12:41	0.0	0.0	12:41	0.0	0.0	-
12:42	0.0	0.0	12:42	0.0	0.0	-
12:43	0.0	0.0	12:43	0.0	0.0	-
12:44	0.0	0.0	12:44	0.0	0.0	-
12:45	0.0	0.0	12:45	0.0	0.0	-
12:46	0.0	0.0	12:46	0.0	0.0	-
12:47	0.0	0.0	12:47	0.0	0.0	-
12:48	0.0	0.0	12:48	0.0	0.0	-
12:49	0.0	0.0	12:49	0.0	0.0	-
12:50	0.0	0.0	12:50	0.0	0.0	-
12:51	0.0	0.0	12:51	0.0	0.0	-
12:52	0.0	0.0	12:52	0.0	0.0	-
12:53	0.0	0.0	12:53	0.0	0.0	-
12:54	0.0	0.0	12:54	0.0	0.0	-
12:55	0.0	0.0	12:55	0.0	0.0	-
12:56	0.0	0.0	12:56	0.0	0.0	-
12:57	0.0	0.0	12:57	0.0	0.0	-
12:58	0.0	0.0	12:58	0.0	0.0	-
12:59	0.0	0.0	12:59	0.0	0.0	-
13:00	0.0	0.0	13:00	0.0	0.0	-
13:01	0.0	0.0	13:01	0.0	0.0	-
13:02	0.0	0.0	13:02	0.0	0.0	-

Grand Union Bowling Alley Site
BCP #360222
150 Westchester Avenue, Port Chester
October 14, 2024

PID DATA						
Upwind			Downwind			Exceeds VOC Alarm Limit
Time	Concentration (ppm)	15-Min Avg Concentration (ppm)	Time	Concentration (ppm)	15-Min Avg Concentration (ppm)	
13:03	0.0	0.0	13:03	0.0	0.0	-
13:04	0.0	0.0	13:04	0.0	0.0	-
13:05	0.0	0.0	13:05	0.0	0.0	-
13:06	0.0	0.0	13:06	0.0	0.0	-
13:07	0.0	0.0	13:07	0.0	0.0	-
13:08	0.0	0.0	13:08	0.0	0.0	-
13:09	0.0	0.0	13:09	0.0	0.0	-
13:10	0.0	0.0	13:10	0.0	0.0	-
13:11	0.0	0.0	13:11	0.0	0.0	-
13:12	0.0	0.0	13:12	0.0	0.0	-
13:13	0.0	0.0	13:13	0.0	0.0	-
13:14	0.0	0.0	13:14	0.0	0.0	-
13:15	0.0	0.0	13:15	0.0	0.0	-
13:16	0.0	0.0	13:16	0.0	0.0	-
13:17	0.0	0.0	13:17	0.0	0.0	-
13:18	0.0	0.0	13:18	0.0	0.0	-
13:19	0.0	0.0	13:19	0.0	0.0	-
13:20	0.0	0.0	13:20	0.0	0.0	-
13:21	0.0	0.0	13:21	0.0	0.0	-
13:22	0.0	0.0	13:22	0.0	0.0	-
13:23	0.0	0.0	13:23	0.0	0.0	-
13:24	0.0	0.0	13:24	0.0	0.0	-
13:25	0.0	0.0	13:25	0.0	0.0	-
13:26	0.0	0.0	13:26	0.0	0.0	-
13:27	0.0	0.0	13:27	0.0	0.0	-
13:28	0.0	0.0	13:28	0.0	0.0	-
13:29	0.0	0.0	13:29	0.0	0.0	-
13:30	0.0	0.0	13:30	0.0	0.0	-
13:31	0.0	0.0	13:31	0.0	0.0	-
13:32	0.0	0.0	13:32	0.0	0.0	-
13:33	0.0	0.0	13:33	0.0	0.0	-
13:34	0.0	0.0	13:34	0.0	0.0	-
13:35	0.0	0.0	13:35	0.0	0.0	-
13:36	0.0	0.0	13:36	0.0	0.0	-
13:37	0.0	0.0	13:37	0.0	0.0	-
13:38	0.0	0.0	13:38	0.0	0.0	-
13:39	0.0	0.0	13:39	0.0	0.0	-
13:40	0.0	0.0	13:40	0.0	0.0	-
13:41	0.0	0.0	13:41	0.0	0.0	-
13:42	0.0	0.0	13:42	0.0	0.0	-
13:43	0.0	0.0	13:43	0.0	0.0	-
13:44	0.0	0.0	13:44	0.0	0.0	-
13:45	0.0	0.0	13:45	0.0	0.0	-
13:46	0.0	0.0	13:46	0.0	0.0	-
13:47	0.0	0.0	13:47	0.0	0.0	-
13:48	0.0	0.0	13:48	0.0	0.0	-
13:49	0.0	0.0	13:49	0.0	0.0	-
13:50	0.0	0.0	13:50	0.0	0.0	-

Grand Union Bowling Alley Site
BCP #360222
150 Westchester Avenue, Port Chester
October 14, 2024

PID DATA						
Upwind			Downwind			
Time	Concentration (ppm)	15-Min Avg Concentration (ppm)	Time	Concentration (ppm)	15-Min Avg Concentration (ppm)	Exceeds VOC Alarm Limit
13:51	0.0	0.0	13:51	0.0	0.0	-
13:52	0.0	0.0	13:52	0.0	0.0	-
13:53	0.0	0.0	13:53	0.0	0.0	-
13:54	0.0	0.0	13:54	0.0	0.0	-
13:55	0.0	0.0	13:55	0.0	0.0	-
13:56	0.0	0.0	13:56	0.0	0.0	-
13:57	0.0	0.0	13:57	0.0	0.0	-
13:58	0.0	0.0	13:58	0.0	0.0	-
13:59	0.0	0.0	13:59	0.0	0.0	-
14:00	0.0	0.0	14:00	0.0	0.0	-
14:01	0.0	0.0	14:01	0.0	0.0	-
14:02	0.0	0.0	14:02	0.0	0.0	-
14:03	0.0	0.0	14:03	0.0	0.0	-
14:04	0.0	0.0	14:04	0.0	0.0	-
14:05	0.0	0.0	14:05	0.0	0.0	-
14:06	0.0	0.0	14:06	0.0	0.0	-
14:07	0.0	0.0	14:07	0.0	0.0	-
14:08	0.0	0.0	14:08	0.0	0.0	-
14:09	0.0	0.0	14:09	0.0	0.0	-
14:10	0.0	0.0	14:10	0.0	0.0	-
14:11	0.0	0.0	14:11	0.0	0.0	-
14:12	0.0	0.0	14:12	0.0	0.0	-
14:13	0.0	0.0	14:13	0.0	0.0	-
14:14	0.0	0.0	14:14	0.0	0.0	-
14:15	0.0	0.0	14:15	0.0	0.0	-
14:16	0.0	0.0	14:16	0.0	0.0	-
14:17	0.0	0.0	14:17	0.0	0.0	-
14:18	0.0	0.0	14:18	0.0	0.0	-
14:19	0.0	0.0	14:19	0.0	0.0	-
14:20	0.0	0.0	14:20	0.0	0.0	-
14:21	0.0	0.0	14:21	0.0	0.0	-
14:22	0.0	0.0	14:22	0.0	0.0	-
14:23	0.0	0.0	14:23	0.0	0.0	-
14:24	0.0	0.0	14:24	0.0	0.0	-
14:25	0.0	0.0	14:25	0.0	0.0	-
14:26	0.0	0.0	14:26	0.0	0.0	-
14:27	0.0	0.0	14:27	0.0	0.0	-
14:28	0.0	0.0	14:28	0.0	0.0	-
14:29	0.0	0.0	14:29	0.0	0.0	-
14:30	0.0	0.0	14:30	0.0	0.0	-
14:31	0.0	0.0	14:31	0.0	0.0	-
14:32	0.0	0.0	14:32	0.0	0.0	-
14:33	0.0	0.0	14:33	0.0	0.0	-
14:34	0.0	0.0	14:34	0.0	0.0	-
14:35	0.0	0.0	14:35	0.0	0.0	-
14:36	0.0	0.0	14:36	0.0	0.0	-
14:37	0.0	0.0	14:37	0.0	0.0	-
14:38	0.0	0.0	14:38	0.0	0.0	-

Grand Union Bowling Alley Site
BCP #360222
150 Westchester Avenue, Port Chester
October 14, 2024

PID DATA						
Upwind			Downwind			
Time	Concentration (ppm)	15-Min Avg Concentration (ppm)	Time	Concentration (ppm)	15-Min Avg Concentration (ppm)	Exceeds VOC Alarm Limit
14:39	0.0	0.0	14:39	0.0	0.0	-
14:40	0.0	0.0	14:40	0.0	0.0	-
14:41	0.0	0.0	14:41	0.0	0.0	-
14:42	0.0	0.0	14:42	0.0	0.0	-
14:43	0.0	0.0	14:43	0.0	0.0	-
14:44	0.0	0.0	14:44	0.0	0.0	-
14:45	0.0	0.0	14:45	0.0	0.0	-
14:46	0.0	0.0	14:46	0.0	0.0	-
14:47	0.0	0.0	14:47	0.0	0.0	-
14:48	0.0	0.0	14:48	0.0	0.0	-
14:49	0.0	0.0	14:49	0.0	0.0	-
14:50	0.0	0.0	14:50	0.0	0.0	-
14:51	0.0	0.0	14:51	0.0	0.0	-
14:52	0.0	0.0	14:52	0.0	0.0	-
14:53	0.0	0.0	14:53	0.0	0.0	-
14:54	0.0	0.0	14:54	0.0	0.0	-
14:55	0.0	0.0	14:55	0.0	0.0	-
14:56	0.0	0.0	14:56	0.0	0.0	-
14:57	0.0	0.0	14:57	0.0	0.0	-
14:58	0.0	0.0	14:58	0.0	0.0	-
14:59	0.0	0.0	14:59	0.0	0.0	-
15:00	0.0	0.0	15:00	0.0	0.0	-
15:01	0.0	0.0	15:01	0.0	0.0	-
15:02	0.0	0.0	15:02	0.0	0.0	-
15:03	0.0	0.0	15:03	0.0	0.0	-
15:04	0.0	0.0	15:04	0.0	0.0	-
15:05	0.0	0.0	15:05	0.0	0.0	-
15:06	0.0	0.0	15:06	0.0	0.0	-
15:07	0.0	0.0	15:07	0.0	0.0	-
15:08	0.0	0.0	15:08	0.0	0.0	-
15:09	0.0	0.0	15:09	0.0	0.0	-
15:10	0.0	0.0	15:10	0.0	0.0	-
15:11	0.0	0.0	15:11	0.0	0.0	-
15:12	0.0	0.0	15:12	0.0	0.0	-
15:13	0.0	0.0	15:13	0.0	0.0	-
15:14	0.0	0.0	15:14	0.0	0.0	-
15:15	0.0	0.0	15:15	0.0	0.0	-
15:16	0.0	0.0	15:16	0.0	0.0	-
15:17	0.0	0.0	15:17	0.0	0.0	-
15:18	0.0	0.0	15:18	0.0	0.0	-
15:19	0.0	0.0	15:19	0.0	0.0	-
15:20	0.0	0.0	15:20	0.0	0.0	-

SESI CONSULTING ENGINEERS

959 US-46 Floor 3, Suite 300 - Parsippany-Troy Hills, NJ

DAILY AIR MONITORING REPORT
150 Westchester Avenue
Port Chester, New York

10/15/2024

Rev. No. 0	Page 1 of 2
Project Number: 11895A	
Dust Action Level	150 µg/m^3
VOC Action Level	5 ppm

Weather Data Range for Work Day		Wind Direction	WNW	Relative Humidity (%)	42.0 - 81.0	Daily Rain Total (in)	0.00	Readings in the summary table and graphs below are the reported downwind concentrations.
Temperature (°F)	44.0 - 56.0	Wind Speed (MPH)	2.4 - 12.4	Barometer (inHg)	29.90 - 29.90	Avg. Dew Point Temp (°F)	37.1	

Station Location	Daily Avg. Dust Concentration (µg/m^3)	Max 15-Min Dust Concentration (µg/m^3)	Time of Max Dust Reading	Daily Avg. VOC Concentration (ppm)	Max 15-Min VOC Concentration (ppm)	Time of Max VOC Reading
Upwind	12.2	29.7	13:32	0.0	0.0	8:35
Downwind	-0.1	5.7	8:37	0.0	0.0	8:36

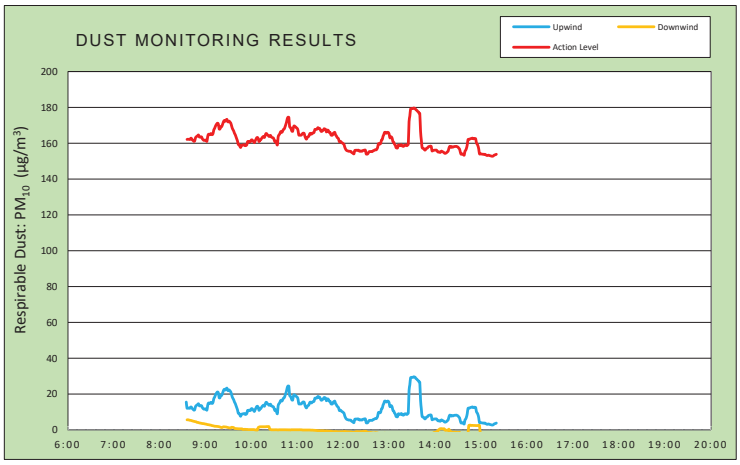

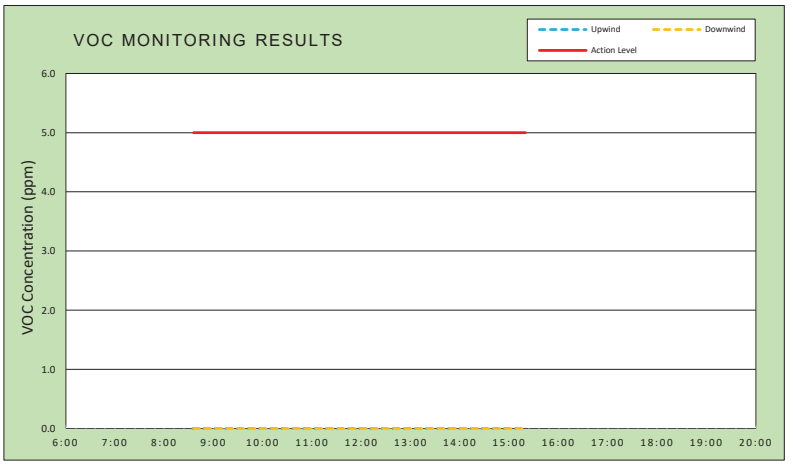

Air Monitoring Notes:

Weather Notes:

EMILCOTT
A Triumvirate Environmental Company

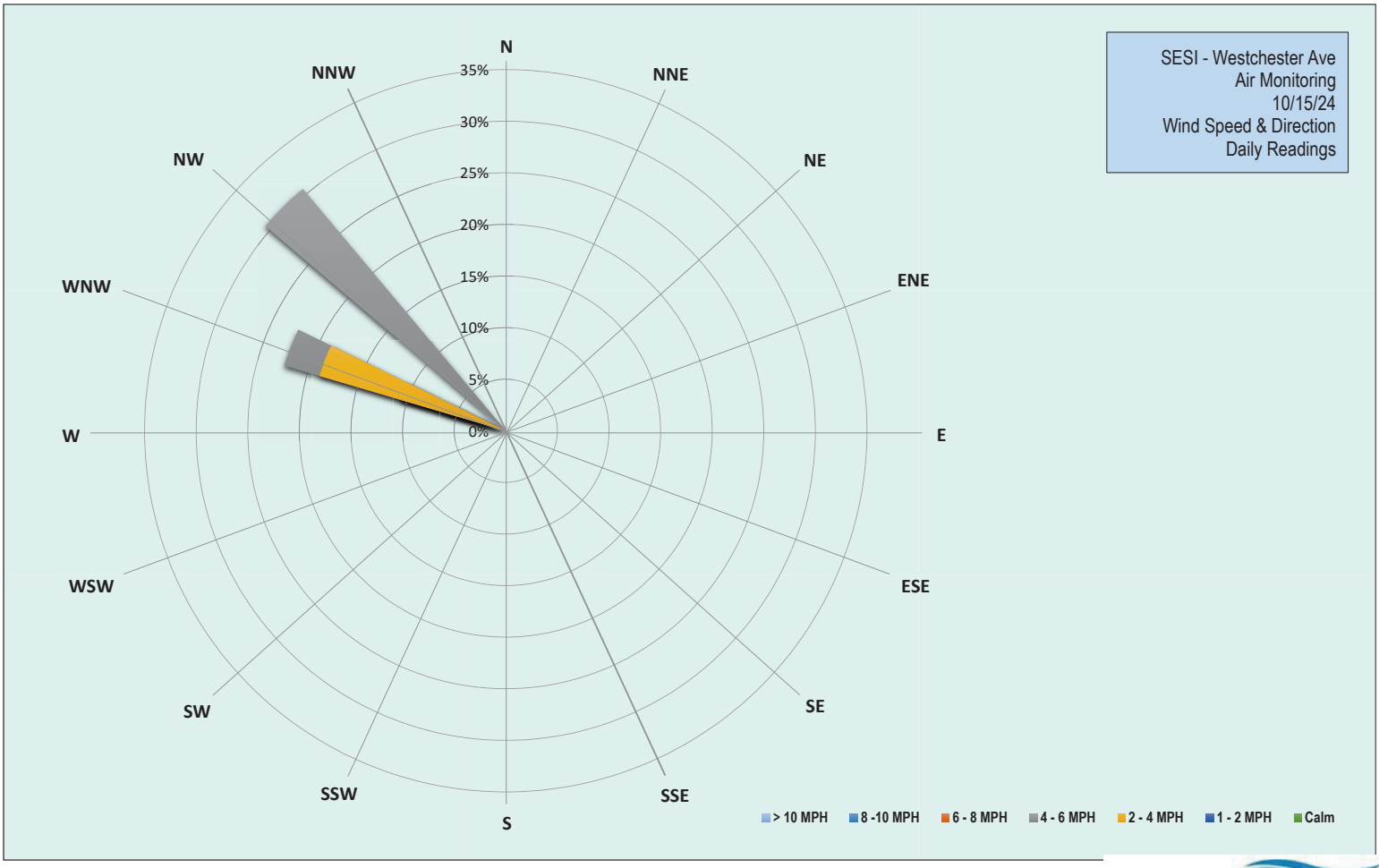

EMILCOTT
A Triumvirate Environmental Company

Grand Union Bowling Alley Site
BCP #360222
150 Westchester Avenue, Port Chester
October 15, 2024

Tuesday, October 15, 2024						
Number of Instances Where Downwind Particulates Exceeds Upwind Particulate + 150 =						0
Number of Comparable Data Points =						405
Start Time:						8:20
End Time:						15:20
PARTICULATE DATA						
Upwind			Downwind			Exceeds Particulate Alarm Limit
Time	Concentration (ug/m^3)	15-Min Avg Concentration (ug/m^3)	Time	Concentration (ug/m^3)	15-Min Avg Concentration (ug/m^3)	
8:20	101.8	-	8:20	-	-	-
8:21	60.3	-	8:21	8.5	-	-
8:22	21.3	-	8:22	5.5	-	-
8:23	14.5	-	8:23	6.0	-	-
8:24	10.5	-	8:24	6.3	-	-
8:25	6.8	-	8:25	5.8	-	-
8:26	8.0	-	8:26	5.5	-	-
8:27	19.3	-	8:27	6.0	-	-
8:28	23.8	-	8:28	5.3	-	-
8:29	16.0	-	8:29	6.0	-	-
8:30	14.3	-	8:30	5.3	-	-
8:31	11.5	-	8:31	4.8	-	-
8:32	6.5	-	8:32	5.8	-	-
8:33	6.3	-	8:33	4.8	-	-
8:34	6.8	-	8:34	8.3	-	-
8:35	8.0	15.6	8:35	5.0	-	-
8:36	8.5	12.1	8:36	4.8	5.7	-
8:37	23.0	12.2	8:37	6.0	5.7	-
8:38	13.8	12.2	8:38	5.0	5.6	-
8:39	10.3	12.2	8:39	4.3	5.5	-
8:40	5.8	12.1	8:40	4.3	5.4	-
8:41	19.3	12.9	8:41	4.8	5.3	-
8:42	14.5	12.5	8:42	3.8	5.2	-
8:43	13.8	11.9	8:43	3.5	5.1	-
8:44	10.5	11.5	8:44	3.8	4.9	-
8:45	7.5	11.1	8:45	3.8	4.8	-
8:46	14.5	11.3	8:46	3.3	4.7	-
8:47	32.0	13.0	8:47	4.0	4.6	-
8:48	15.8	13.6	8:48	3.8	4.5	-
8:49	11.8	13.9	8:49	4.0	4.3	-
8:50	13.0	14.3	8:50	4.0	4.2	-
8:51	14.3	14.6	8:51	4.0	4.1	-
8:52	6.0	13.5	8:52	3.0	3.9	-
8:53	13.0	13.5	8:53	4.0	3.9	-
8:54	11.0	13.5	8:54	2.8	3.8	-
8:55	6.5	13.6	8:55	3.0	3.7	-
8:56	3.8	12.5	8:56	3.3	3.6	-
8:57	6.5	12.0	8:57	3.3	3.6	-
8:58	8.3	11.6	8:58	2.8	3.5	-
8:59	10.5	11.6	8:59	2.3	3.4	-
9:00	10.8	11.8	9:00	2.3	3.3	-
9:01	10.0	11.5	9:01	2.3	3.2	-

Grand Union Bowling Alley Site
BCP #360222
150 Westchester Avenue, Port Chester
October 15, 2024

PARTICULATE DATA						
Upwind			Downwind			Exceeds Particulate Alarm Limit
Time	Concentration (ug/m^3)	15-Min Avg Concentration (ug/m^3)	Time	Concentration (ug/m^3)	15-Min Avg Concentration (ug/m^3)	
9:02	25.3	11.1	9:02	2.0	3.1	-
9:03	55.8	13.8	9:03	2.0	3.0	-
9:04	30.5	15.0	9:04	3.3	2.9	-
9:05	9.0	14.7	9:05	2.8	2.9	-
9:06	17.3	14.9	9:06	2.5	2.8	-
9:07	13.0	15.4	9:07	2.0	2.7	-
9:08	7.0	15.0	9:08	1.3	2.5	-
9:09	7.5	14.8	9:09	1.5	2.4	-
9:10	17.3	15.5	9:10	1.5	2.3	-
9:11	33.8	17.5	9:11	1.8	2.2	-
9:12	18.0	18.3	9:12	1.3	2.1	-
9:13	25.3	19.4	9:13	2.3	2.1	-
9:14	23.5	20.3	9:14	2.0	2.0	-
9:15	20.0	20.9	9:15	1.5	2.0	-
9:16	15.5	21.2	9:16	1.8	2.0	-
9:17	15.3	20.6	9:17	1.0	1.9	-
9:18	16.8	18.0	9:18	0.8	1.8	-
9:19	30.0	17.9	9:19	0.8	1.6	-
9:20	28.0	19.2	9:20	0.8	1.5	-
9:21	16.5	19.2	9:21	0.5	1.4	-
9:22	26.0	20.0	9:22	2.3	1.4	-
9:23	25.8	21.3	9:23	5.3	1.7	-
9:24	23.5	22.3	9:24	3.0	1.8	-
9:25	23.0	22.7	9:25	0.8	1.7	-
9:26	27.0	22.3	9:26	1.3	1.7	-
9:27	26.0	22.8	9:27	0.8	1.6	-
9:28	34.3	23.4	9:28	0.5	1.5	-
9:29	5.8	22.2	9:29	0.3	1.4	-
9:30	14.8	21.9	9:30	0.0	1.3	-
9:31	23.0	22.4	9:31	0.3	1.2	-
9:32	6.5	21.8	9:32	0.0	1.1	-
9:33	10.3	21.4	9:33	0.5	1.1	-
9:34	10.5	20.1	9:34	5.8	1.5	-
9:35	5.0	18.5	9:35	0.8	1.5	-
9:36	2.5	17.6	9:36	0.0	1.4	-
9:37	14.0	16.8	9:37	0.0	1.3	-
9:38	7.3	15.6	9:38	0.5	1.0	-
9:39	11.8	14.8	9:39	0.5	0.8	-
9:40	4.8	13.6	9:40	0.0	0.7	-
9:41	9.0	12.4	9:41	1.3	0.7	-
9:42	7.0	11.1	9:42	0.0	0.7	-
9:43	6.5	9.2	9:43	0.0	0.7	-
9:44	4.8	9.2	9:44	0.0	0.6	-
9:45	3.3	8.4	9:45	0.0	0.6	-
9:46	11.3	7.6	9:46	0.0	0.6	-
9:47	22.5	8.7	9:47	0.0	0.6	-
9:48	13.3	8.9	9:48	0.0	0.6	-
9:49	12.3	9.0	9:49	0.8	0.3	-

Grand Union Bowling Alley Site
BCP #360222
150 Westchester Avenue, Port Chester
October 15, 2024

PARTICULATE DATA						
Upwind			Downwind			Exceeds Particulate Alarm Limit
Time	Concentration (ug/m^3)	15-Min Avg Concentration (ug/m^3)	Time	Concentration (ug/m^3)	15-Min Avg Concentration (ug/m^3)	
9:50	5.0	9.0	9:50	1.8	0.3	-
9:51	5.3	9.2	9:51	0.5	0.4	-
9:52	5.8	8.6	9:52	0.0	0.4	-
9:53	11.8	8.9	9:53	0.0	0.3	-
9:54	12.5	9.0	9:54	0.0	0.3	-
9:55	32.8	10.9	9:55	0.0	0.3	-
9:56	5.8	10.6	9:56	0.0	0.2	-
9:57	14.0	11.1	9:57	0.0	0.2	-
9:58	4.0	10.9	9:58	0.0	0.2	-
9:59	3.8	10.9	9:59	0.0	0.2	-
10:00	17.8	11.8	10:00	0.0	0.2	-
10:01	11.5	11.9	10:01	0.0	0.2	-
10:02	15.0	11.4	10:02	0.0	0.2	-
10:03	6.0	10.9	10:03	0.0	0.2	-
10:04	3.8	10.3	10:04	0.0	0.2	-
10:05	21.0	11.4	10:05	0.0	0.0	-
10:06	17.5	12.2	10:06	0.0	0.0	-
10:07	18.5	13.0	10:07	0.0	0.0	-
10:08	14.5	13.2	10:08	0.0	0.0	-
10:09	3.0	12.6	10:09	19.8	1.3	-
10:10	7.8	10.9	10:10	3.8	1.6	-
10:11	17.5	11.7	10:11	3.0	1.8	-
10:12	15.3	11.8	10:12	0.0	1.8	-
10:13	13.3	12.4	10:13	0.3	1.8	-
10:14	14.3	13.1	10:14	0.0	1.8	-
10:15	24.3	13.5	10:15	0.0	1.8	-
10:16	15.8	13.8	10:16	0.0	1.8	-
10:17	5.5	13.2	10:17	0.0	1.8	-
10:18	21.5	14.2	10:18	0.0	1.8	-
10:19	20.5	15.3	10:19	0.5	1.8	-
10:20	21.0	15.3	10:20	0.8	1.9	-
10:21	7.8	14.7	10:21	0.0	1.9	-
10:22	13.8	14.4	10:22	0.0	1.9	-
10:23	6.0	13.8	10:23	0.0	1.9	-
10:24	4.3	13.9	10:24	0.0	0.6	-
10:25	15.8	14.4	10:25	0.0	0.3	-
10:26	5.5	13.6	10:26	0.0	0.1	-
10:27	9.5	13.2	10:27	0.0	0.1	-
10:28	11.0	13.1	10:28	0.0	0.1	-
10:29	10.0	12.8	10:29	0.0	0.1	-
10:30	6.3	11.6	10:30	0.0	0.1	-
10:31	2.8	10.7	10:31	0.3	0.1	-
10:32	12.8	11.2	10:32	0.0	0.1	-
10:33	3.0	10.0	10:33	0.0	0.1	-
10:34	7.3	9.1	10:34	0.0	0.1	-
10:35	87.0	13.5	10:35	0.0	0.0	-
10:36	24.0	14.6	10:36	1.3	0.1	-
10:37	22.0	15.1	10:37	0.0	0.1	-

Grand Union Bowling Alley Site
BCP #360222
150 Westchester Avenue, Port Chester
October 15, 2024

PARTICULATE DATA						
Upwind			Downwind			Exceeds Particulate Alarm Limit
Time	Concentration (ug/m^3)	15-Min Avg Concentration (ug/m^3)	Time	Concentration (ug/m^3)	15-Min Avg Concentration (ug/m^3)	
10:38	22.3	16.2	10:38	0.0	0.1	-
10:39	9.8	16.6	10:39	0.0	0.1	-
10:40	8.3	16.1	10:40	0.0	0.1	-
10:41	18.3	16.9	10:41	0.0	0.1	-
10:42	22.3	17.8	10:42	0.0	0.1	-
10:43	14.3	18.0	10:43	0.0	0.1	-
10:44	27.0	19.1	10:44	0.0	0.1	-
10:45	25.5	20.4	10:45	0.0	0.1	-
10:46	24.5	21.9	10:46	0.0	0.1	-
10:47	41.5	23.8	10:47	0.0	0.1	-
10:48	14.3	24.5	10:48	-0.3	0.1	-
10:49	5.8	24.4	10:49	0.0	0.1	-
10:50	9.0	19.2	10:50	0.0	0.1	-
10:51	18.3	18.9	10:51	0.3	0.0	-
10:52	8.3	17.9	10:52	1.5	0.1	-
10:53	4.5	16.8	10:53	0.0	0.1	-
10:54	9.0	16.7	10:54	0.0	0.1	-
10:55	41.5	18.9	10:55	0.0	0.1	-
10:56	30.0	19.7	10:56	0.0	0.1	-
10:57	16.3	19.3	10:57	0.0	0.1	-
10:58	10.8	19.1	10:58	0.0	0.1	-
10:59	19.3	18.6	10:59	0.0	0.1	-
11:00	20.8	18.2	11:00	0.0	0.1	-
11:01	7.5	17.1	11:01	0.0	0.1	-
11:02	3.3	14.6	11:02	0.0	0.1	-
11:03	13.5	14.5	11:03	0.0	0.1	-
11:04	6.3	14.5	11:04	-0.3	0.1	-
11:05	8.0	14.5	11:05	-0.3	0.1	-
11:06	25.3	14.9	11:06	0.0	0.1	-
11:07	16.3	15.5	11:07	0.0	0.0	-
11:08	7.0	15.6	11:08	0.0	0.0	-
11:09	6.8	15.5	11:09	0.0	0.0	-
11:10	17.0	13.9	11:10	0.0	0.0	-
11:11	14.8	12.8	11:11	0.0	0.0	-
11:12	8.0	12.3	11:12	0.0	0.0	-
11:13	23.5	13.1	11:13	0.0	0.0	-
11:14	26.3	13.6	11:14	0.0	0.0	-
11:15	24.5	13.9	11:15	0.0	0.0	-
11:16	24.5	15.0	11:16	0.0	0.0	-
11:17	12.0	15.6	11:17	-0.3	-0.1	-
11:18	6.3	15.1	11:18	-0.8	-0.1	-
11:19	8.0	15.2	11:19	-0.3	-0.1	-
11:20	16.3	15.8	11:20	-0.3	-0.1	-
11:21	25.5	15.8	11:21	-0.8	-0.2	-
11:22	21.5	16.1	11:22	-0.5	-0.2	-
11:23	31.3	17.7	11:23	-0.3	-0.2	-
11:24	5.8	17.7	11:24	-0.8	-0.3	-
11:25	20.0	17.9	11:25	-0.8	-0.3	-

Grand Union Bowling Alley Site
BCP #360222
150 Westchester Avenue, Port Chester
October 15, 2024

PARTICULATE DATA						
Upwind			Downwind			Exceeds Particulate Alarm Limit
Time	Concentration (ug/m^3)	15-Min Avg Concentration (ug/m^3)	Time	Concentration (ug/m^3)	15-Min Avg Concentration (ug/m^3)	
11:26	15.0	17.9	11:26	-0.8	-0.4	-
11:27	20.8	18.7	11:27	-0.3	-0.4	-
11:28	13.8	18.1	11:28	-0.8	-0.4	-
11:29	30.5	18.4	11:29	-0.5	-0.5	-
11:30	13.3	17.6	11:30	0.0	-0.5	-
11:31	10.8	16.7	11:31	0.0	-0.5	-
11:32	10.3	16.6	11:32	-0.5	-0.5	-
11:33	15.0	17.2	11:33	-0.5	-0.5	-
11:34	9.5	17.3	11:34	-0.8	-0.5	-
11:35	28.8	18.1	11:35	-1.0	-0.5	-
11:36	20.5	17.8	11:36	-0.8	-0.5	-
11:37	22.0	17.8	11:37	-1.0	-0.6	-
11:38	8.5	16.3	11:38	-0.5	-0.6	-
11:39	16.5	17.0	11:39	-0.8	-0.6	-
11:40	25.5	17.4	11:40	-1.3	-0.6	-
11:41	5.5	16.7	11:41	-1.3	-0.7	-
11:42	8.3	15.9	11:42	-0.8	-0.7	-
11:43	14.8	16.0	11:43	-1.0	-0.7	-
11:44	9.5	14.6	11:44	-1.0	-0.7	-
11:45	13.0	14.6	11:45	-1.5	-0.8	-
11:46	10.0	14.5	11:46	-1.0	-0.9	-
11:47	26.0	15.6	11:47	-1.0	-0.9	-
11:48	18.8	15.8	11:48	-0.3	-0.9	-
11:49	14.0	16.1	11:49	-0.5	-0.9	-
11:50	7.3	14.7	11:50	-1.3	-0.9	-
11:51	13.3	14.2	11:51	-0.8	-0.9	-
11:52	8.3	13.3	11:52	-1.8	-1.0	-
11:53	3.3	12.9	11:53	-1.0	-1.0	-
11:54	7.0	12.3	11:54	-1.3	-1.0	-
11:55	3.3	10.8	11:55	-1.0	-1.0	-
11:56	9.8	11.1	11:56	-1.0	-1.0	-
11:57	5.0	10.9	11:57	-1.0	-1.0	-
11:58	6.5	10.3	11:58	-0.5	-1.0	-
11:59	7.0	10.2	11:59	-1.5	-1.0	-
12:00	6.8	9.7	12:00	-0.8	-1.0	-
12:01	4.3	9.4	12:01	0.0	-0.9	-
12:02	3.8	7.9	12:02	-0.3	-0.9	-
12:03	3.3	6.8	12:03	-1.3	-0.9	-
12:04	4.0	6.2	12:04	-1.5	-1.0	-
12:05	2.5	5.9	12:05	-1.5	-1.0	-
12:06	11.5	5.7	12:06	-1.3	-1.0	-
12:07	5.3	5.5	12:07	-1.8	-1.0	-
12:08	3.3	5.5	12:08	-1.8	-1.1	-
12:09	6.3	5.5	12:09	-1.5	-1.1	-
12:10	2.5	5.4	12:10	-1.8	-1.2	-
12:11	1.3	4.9	12:11	-2.0	-1.2	-
12:12	1.5	4.6	12:12	-2.0	-1.3	-
12:13	2.0	4.3	12:13	-2.0	-1.4	-

Grand Union Bowling Alley Site
BCP #360222
150 Westchester Avenue, Port Chester
October 15, 2024

PARTICULATE DATA						
Upwind			Downwind			Exceeds Particulate Alarm Limit
Time	Concentration (ug/m^3)	15-Min Avg Concentration (ug/m^3)	Time	Concentration (ug/m^3)	15-Min Avg Concentration (ug/m^3)	
12:14	2.8	4.1	12:14	-2.0	-1.4	-
12:15	34.5	5.9	12:15	-0.8	-1.4	-
12:16	7.0	6.1	12:16	6.0	-1.0	-
12:17	3.0	6.0	12:17	-1.5	-1.1	-
12:18	4.8	6.1	12:18	1.0	-1.0	-
12:19	1.8	6.0	12:19	-2.0	-1.0	-
12:20	5.0	6.2	12:20	-2.0	-1.0	-
12:21	3.5	5.6	12:21	-2.0	-1.1	-
12:22	4.3	5.6	12:22	-1.0	-1.0	-
12:23	6.5	5.8	12:23	-0.8	-1.0	-
12:24	2.8	5.5	12:24	-1.3	-0.9	-
12:25	4.0	5.6	12:25	-1.0	-0.9	-
12:26	6.8	6.0	12:26	-1.8	-0.9	-
12:27	2.5	6.1	12:27	-2.0	-0.9	-
12:28	3.8	6.2	12:28	-1.0	-0.8	-
12:29	2.5	6.2	12:29	-1.5	-0.8	-
12:30	2.0	4.0	12:30	-1.8	-0.8	-
12:31	5.8	3.9	12:31	-0.3	-1.3	-
12:32	5.3	4.1	12:32	-1.8	-1.3	-
12:33	14.8	4.7	12:33	-1.5	-1.4	-
12:34	11.0	5.4	12:34	-2.0	-1.4	-
12:35	4.3	5.3	12:35	-1.8	-1.4	-
12:36	5.0	5.4	12:36	-2.5	-1.5	-
12:37	3.5	5.4	12:37	-2.0	-1.5	-
12:38	6.3	5.3	12:38	-2.3	-1.6	-
12:39	10.0	5.8	12:39	-2.3	-1.7	-
12:40	5.0	5.9	12:40	-1.3	-1.7	-
12:41	11.3	6.2	12:41	-1.0	-1.7	-
12:42	5.0	6.4	12:42	-0.3	-1.5	-
12:43	2.8	6.3	12:43	-2.0	-1.6	-
12:44	9.8	6.8	12:44	-2.5	-1.7	-
12:45	16.8	7.8	12:45	-2.5	-1.7	-
12:46	36.5	9.8	12:46	-2.8	-1.9	-
12:47	4.5	9.8	12:47	-2.3	-1.9	-
12:48	11.5	9.5	12:48	-2.0	-2.0	-
12:49	18.0	10.0	12:49	-2.8	-2.0	-
12:50	31.5	11.8	12:50	-2.8	-2.1	-
12:51	9.3	12.1	12:51	-2.8	-2.1	-
12:52	29.5	13.8	12:52	-2.0	-2.1	-
12:53	20.3	14.8	12:53	-1.0	-2.0	-
12:54	29.3	16.1	12:54	0.0	-1.9	-
12:55	5.8	16.1	12:55	-2.0	-1.9	-
12:56	4.0	15.6	12:56	-2.8	-2.0	-
12:57	6.5	15.7	12:57	-2.3	-2.2	-
12:58	8.5	16.1	12:58	-2.0	-2.2	-
12:59	7.5	16.0	12:59	-2.3	-2.1	-
13:00	3.3	15.1	13:00	-2.5	-2.1	-
13:01	5.5	13.0	13:01	-2.8	-2.1	-

Grand Union Bowling Alley Site
BCP #360222
150 Westchester Avenue, Port Chester
October 15, 2024

PARTICULATE DATA						
Upwind			Downwind			Exceeds Particulate Alarm Limit
Time	Concentration (ug/m^3)	15-Min Avg Concentration (ug/m^3)	Time	Concentration (ug/m^3)	15-Min Avg Concentration (ug/m^3)	
13:02	14.3	13.6	13:02	-2.5	-2.2	-
13:03	9.3	13.5	13:03	-2.5	-2.2	-
13:04	5.5	12.7	13:04	-1.8	-2.1	-
13:05	3.8	10.8	13:05	-3.0	-2.1	-
13:06	6.3	10.6	13:06	-1.5	-2.1	-
13:07	11.5	9.4	13:07	-2.5	-2.1	-
13:08	14.0	9.0	13:08	-2.3	-2.2	-
13:09	7.5	7.5	13:09	-2.5	-2.3	-
13:10	3.8	7.4	13:10	-2.8	-2.4	-
13:11	3.0	7.3	13:11	-3.0	-2.4	-
13:12	32.0	9.0	13:12	-1.5	-2.4	-
13:13	6.8	8.9	13:13	-2.8	-2.4	-
13:14	5.0	8.8	13:14	-2.3	-2.4	-
13:15	3.5	8.8	13:15	-2.8	-2.4	-
13:16	12.0	9.2	13:16	-2.0	-2.4	-
13:17	4.0	8.5	13:17	-2.0	-2.3	-
13:18	6.5	8.3	13:18	-2.3	-2.3	-
13:19	5.0	8.3	13:19	-2.8	-2.4	-
13:20	13.0	8.9	13:20	-2.5	-2.4	-
13:21	7.0	9.0	13:21	-2.8	-2.4	-
13:22	12.3	9.0	13:22	-3.0	-2.5	-
13:23	8.0	8.6	13:23	-2.3	-2.5	-
13:24	12.8	9.0	13:24	-2.0	-2.4	-
13:25	10.8	9.4	13:25	-2.5	-2.4	-
13:26	192.0	22.0	13:26	-3.3	-2.4	-
13:27	78.8	25.2	13:27	-2.5	-2.5	-
13:28	66.0	29.1	13:28	-2.3	-2.5	-
13:29	8.8	29.4	13:29	-2.8	-2.5	-
13:30	3.3	29.3	13:30	-2.5	-2.5	-
13:31	12.3	29.4	13:31	-3.0	-2.6	-
13:32	9.0	29.7	13:32	-3.0	-2.6	-
13:33	4.3	29.5	13:33	-3.0	-2.7	-
13:34	2.8	29.4	13:34	-3.0	-2.7	-
13:35	2.0	28.7	13:35	-2.8	-2.7	-
13:36	3.8	28.4	13:36	-2.3	-2.7	-
13:37	3.8	27.9	13:37	-2.5	-2.6	-
13:38	3.0	27.5	13:38	-3.0	-2.7	-
13:39	2.3	26.8	13:39	-2.8	-2.7	-
13:40	9.0	26.7	13:40	-2.3	-2.7	-
13:41	42.5	16.8	13:41	-2.8	-2.7	-
13:42	6.0	11.9	13:42	-3.0	-2.7	-
13:43	2.0	7.6	13:43	-2.8	-2.8	-
13:44	2.0	7.2	13:44	-2.5	-2.7	-
13:45	1.8	7.1	13:45	-3.0	-2.8	-
13:46	2.8	6.5	13:46	-3.0	-2.8	-
13:47	4.5	6.2	13:47	-2.3	-2.7	-
13:48	13.8	6.8	13:48	-2.5	-2.7	-
13:49	9.0	7.2	13:49	-2.3	-2.6	-

Grand Union Bowling Alley Site
BCP #360222
150 Westchester Avenue, Port Chester
October 15, 2024

PARTICULATE DATA						
Upwind			Downwind			Exceeds Particulate Alarm Limit
Time	Concentration (ug/m^3)	15-Min Avg Concentration (ug/m^3)	Time	Concentration (ug/m^3)	15-Min Avg Concentration (ug/m^3)	
13:50	3.3	7.3	13:50	-2.3	-2.6	-
13:51	13.5	7.9	13:51	-1.5	-2.6	-
13:52	7.5	8.2	13:52	-2.5	-2.6	-
13:53	4.3	8.3	13:53	-3.0	-2.6	-
13:54	4.3	8.4	13:54	-1.5	-2.5	-
13:55	6.0	8.2	13:55	-2.0	-2.5	-
13:56	4.8	5.7	13:56	-1.8	-2.4	-
13:57	8.8	5.9	13:57	-2.8	-2.4	-
13:58	4.8	6.1	13:58	9.5	-1.6	-
13:59	3.0	6.1	13:59	-0.5	-1.4	-
14:00	2.3	6.2	14:00	-1.8	-1.3	-
14:01	3.0	6.2	14:01	-0.8	-1.2	-
14:02	3.5	6.1	14:02	-1.5	-1.1	-
14:03	4.3	5.5	14:03	-1.8	-1.1	-
14:04	2.8	5.1	14:04	12.3	-0.1	-
14:05	5.0	5.2	14:05	0.8	0.1	-
14:06	10.8	5.0	14:06	5.5	0.6	-
14:07	5.8	4.9	14:07	-0.5	0.7	-
14:08	15.3	5.6	14:08	-2.0	0.8	-
14:09	2.0	5.5	14:09	-2.5	0.7	-
14:10	2.3	5.2	14:10	-2.5	0.7	-
14:11	2.0	5.0	14:11	-2.3	0.6	-
14:12	2.0	4.6	14:12	-2.3	0.7	-
14:13	1.5	4.4	14:13	-1.3	-0.1	-
14:14	5.0	4.5	14:14	-2.3	-0.2	-
14:15	6.0	4.7	14:15	-1.0	-0.1	-
14:16	10.3	5.2	14:16	-1.5	-0.2	-
14:17	8.5	5.6	14:17	-2.5	-0.3	-
14:18	27.5	7.1	14:18	8.8	0.5	-
14:19	19.3	8.2	14:19	-1.3	-0.5	-
14:20	4.5	8.2	14:20	-2.0	-0.6	-
14:21	4.0	7.7	14:21	-2.3	-1.2	-
14:22	11.3	8.1	14:22	-2.5	-1.3	-
14:23	11.3	7.8	14:23	-2.0	-1.3	-
14:24	4.3	8.0	14:24	-2.3	-1.3	-
14:25	4.8	8.1	14:25	-2.5	-1.3	-
14:26	3.3	8.2	14:26	-2.0	-1.3	-
14:27	2.0	8.2	14:27	-2.8	-1.3	-
14:28	2.0	8.3	14:28	-2.8	-1.4	-
14:29	1.5	8.0	14:29	-2.5	-1.4	-
14:30	2.8	7.8	14:30	-2.3	-1.5	-
14:31	1.3	7.2	14:31	-2.3	-1.5	-
14:32	1.0	6.7	14:32	0.8	-1.3	-
14:33	2.0	5.0	14:33	-3.0	-2.1	-
14:34	1.8	3.8	14:34	-2.5	-2.2	-
14:35	7.5	4.0	14:35	-1.8	-2.2	-
14:36	3.5	4.0	14:36	-1.8	-2.1	-
14:37	6.0	3.7	14:37	-2.0	-2.1	-

Grand Union Bowling Alley Site
BCP #360222
150 Westchester Avenue, Port Chester
October 15, 2024

PARTICULATE DATA						
Upwind			Downwind			Exceeds Particulate Alarm Limit
Time	Concentration (ug/m^3)	15-Min Avg Concentration (ug/m^3)	Time	Concentration (ug/m^3)	15-Min Avg Concentration (ug/m^3)	
14:38	5.8	3.3	14:38	-2.5	-2.1	-
14:39	37.8	5.5	14:39	-0.5	-2.0	-
14:40	13.5	6.1	14:40	-1.8	-2.0	-
14:41	20.3	7.2	14:41	-2.3	-2.0	-
14:42	29.3	9.1	14:42	-2.5	-2.0	-
14:43	47.0	12.1	14:43	-2.0	-1.9	-
14:44	4.0	12.2	14:44	63.5	2.5	-
14:45	3.0	12.2	14:45	-0.3	2.6	-
14:46	5.0	12.5	14:46	-1.3	2.7	-
14:47	3.0	12.6	14:47	-2.3	2.5	-
14:48	3.8	12.7	14:48	-2.3	2.5	-
14:49	3.8	12.9	14:49	-2.3	2.6	-
14:50	1.5	12.5	14:50	-2.5	2.5	-
14:51	6.5	12.7	14:51	-1.8	2.5	-
14:52	5.3	12.6	14:52	-2.3	2.5	-
14:53	4.5	12.5	14:53	-2.8	2.5	-
14:54	2.8	10.2	14:54	-0.8	2.5	-
14:55	3.0	9.5	14:55	-1.8	2.5	-
14:56	5.5	8.5	14:56	-1.8	2.5	-
14:57	3.8	6.8	14:57	-1.0	2.6	-
14:58	4.8	4.0	14:58	-2.5	2.6	-
14:59	4.3	4.0	14:59	-1.0	-1.8	-
15:00	3.8	4.1	15:00	-2.0	-1.9	-
15:01	3.3	4.0	15:01	-2.8	-2.0	-
15:02	1.8	3.9	15:02	-2.8	-2.0	-
15:03	3.8	3.9	15:03	-2.5	-2.0	-
15:04	1.5	3.7	15:04	-2.8	-2.1	-
15:05	3.8	3.9	15:05	-2.0	-2.0	-
15:06	2.0	3.6	15:06	-2.8	-2.1	-
15:07	1.8	3.3	15:07	-2.3	-2.1	-
15:08	1.8	3.2	15:08	-3.0	-2.1	-
15:09	4.3	3.3	15:09	-2.5	-2.2	-
15:10	4.3	3.3	15:10	-0.8	-2.2	-
15:11	2.5	3.1	15:11	-2.5	-2.2	-
15:12	2.3	3.0	15:12	0.3	-2.1	-
15:13	2.8	2.9	15:13	-2.5	-2.1	-
15:14	2.5	2.8	15:14	-1.8	-2.2	-
15:15	3.3	2.8	15:15	-2.0	-2.2	-
15:16	5.5	2.9	15:16	-1.5	-2.1	-
15:17	7.5	3.3	15:17	-2.0	-2.0	-
15:18	7.0	3.5	15:18	-2.3	-2.0	-
15:19	3.3	3.6	15:19	-2.5	-2.0	-
15:20	7.3	3.9	15:20	-2.8	-2.1	-

Grand Union Bowling Alley Site
BCP #360222
150 Westchester Avenue, Port Chester
October 15, 2024

Tuesday, October 15, 2024						
Number of Instances Where Downwind VOCs Exceeds Upwind VOCs + 5 =						0
Number of Comparable Data Points =						405
Start Time:						8:20
End Time:						15:20
PID DATA						
Upwind			Downwind			Exceeds VOC Alarm Limit
Time	Concentration (ppm)	15-Min Avg Concentration (ppm)	Time	Concentration (ppm)	15-Min Avg Concentration (ppm)	
8:20	0.0	-	8:20	-	-	-
8:21	0.0	-	8:21	0.0	-	-
8:22	0.0	-	8:22	0.0	-	-
8:23	0.0	-	8:23	0.0	-	-
8:24	0.0	-	8:24	0.0	-	-
8:25	0.0	-	8:25	0.0	-	-
8:26	0.0	-	8:26	0.0	-	-
8:27	0.0	-	8:27	0.0	-	-
8:28	0.0	-	8:28	0.0	-	-
8:29	0.0	-	8:29	0.0	-	-
8:30	0.0	-	8:30	0.0	-	-
8:31	0.0	-	8:31	0.0	-	-
8:32	0.0	-	8:32	0.0	-	-
8:33	0.0	-	8:33	0.0	-	-
8:34	0.0	-	8:34	0.0	-	-
8:35	0.0	0.0	8:35	0.0	-	-
8:36	0.0	0.0	8:36	0.0	0.0	-
8:37	0.0	0.0	8:37	0.0	0.0	-
8:38	0.0	0.0	8:38	0.0	0.0	-
8:39	0.0	0.0	8:39	0.0	0.0	-
8:40	0.0	0.0	8:40	0.0	0.0	-
8:41	0.0	0.0	8:41	0.0	0.0	-
8:42	0.0	0.0	8:42	0.0	0.0	-
8:43	0.0	0.0	8:43	0.0	0.0	-
8:44	0.0	0.0	8:44	0.0	0.0	-
8:45	0.0	0.0	8:45	0.0	0.0	-
8:46	0.0	0.0	8:46	0.0	0.0	-
8:47	0.0	0.0	8:47	0.0	0.0	-
8:48	0.0	0.0	8:48	0.0	0.0	-
8:49	0.0	0.0	8:49	0.0	0.0	-
8:50	0.0	0.0	8:50	0.0	0.0	-
8:51	0.0	0.0	8:51	0.0	0.0	-
8:52	0.0	0.0	8:52	0.0	0.0	-
8:53	0.0	0.0	8:53	0.0	0.0	-
8:54	0.0	0.0	8:54	0.0	0.0	-
8:55	0.0	0.0	8:55	0.0	0.0	-
8:56	0.0	0.0	8:56	0.0	0.0	-
8:57	0.0	0.0	8:57	0.0	0.0	-
8:58	0.0	0.0	8:58	0.0	0.0	-
8:59	0.0	0.0	8:59	0.0	0.0	-
9:00	0.0	0.0	9:00	0.0	0.0	-
9:01	0.0	0.0	9:01	0.0	0.0	-
9:02	0.0	0.0	9:02	0.0	0.0	-

Grand Union Bowling Alley Site
BCP #360222
150 Westchester Avenue, Port Chester
October 15, 2024

PID DATA						
Upwind			Downwind			
Time	Concentration (ppm)	15-Min Avg Concentration (ppm)	Time	Concentration (ppm)	15-Min Avg Concentration (ppm)	Exceeds VOC Alarm Limit
9:03	0.0	0.0	9:03	0.0	0.0	-
9:04	0.0	0.0	9:04	0.0	0.0	-
9:05	0.0	0.0	9:05	0.0	0.0	-
9:06	0.0	0.0	9:06	0.0	0.0	-
9:07	0.0	0.0	9:07	0.0	0.0	-
9:08	0.0	0.0	9:08	0.0	0.0	-
9:09	0.0	0.0	9:09	0.0	0.0	-
9:10	0.0	0.0	9:10	0.0	0.0	-
9:11	0.0	0.0	9:11	0.0	0.0	-
9:12	0.0	0.0	9:12	0.0	0.0	-
9:13	0.0	0.0	9:13	0.0	0.0	-
9:14	0.0	0.0	9:14	0.0	0.0	-
9:15	0.0	0.0	9:15	0.0	0.0	-
9:16	0.0	0.0	9:16	0.0	0.0	-
9:17	0.0	0.0	9:17	0.0	0.0	-
9:18	0.0	0.0	9:18	0.0	0.0	-
9:19	0.0	0.0	9:19	0.0	0.0	-
9:20	0.0	0.0	9:20	0.0	0.0	-
9:21	0.0	0.0	9:21	0.0	0.0	-
9:22	0.0	0.0	9:22	0.0	0.0	-
9:23	0.0	0.0	9:23	0.0	0.0	-
9:24	0.0	0.0	9:24	0.0	0.0	-
9:25	0.0	0.0	9:25	0.0	0.0	-
9:26	0.0	0.0	9:26	0.0	0.0	-
9:27	0.0	0.0	9:27	0.0	0.0	-
9:28	0.0	0.0	9:28	0.0	0.0	-
9:29	0.0	0.0	9:29	0.0	0.0	-
9:30	0.0	0.0	9:30	0.0	0.0	-
9:31	0.0	0.0	9:31	0.0	0.0	-
9:32	0.0	0.0	9:32	0.0	0.0	-
9:33	0.0	0.0	9:33	0.0	0.0	-
9:34	0.0	0.0	9:34	0.0	0.0	-
9:35	0.0	0.0	9:35	0.0	0.0	-
9:36	0.0	0.0	9:36	0.0	0.0	-
9:37	0.0	0.0	9:37	0.0	0.0	-
9:38	0.0	0.0	9:38	0.0	0.0	-
9:39	0.0	0.0	9:39	0.0	0.0	-
9:40	0.0	0.0	9:40	0.0	0.0	-
9:41	0.0	0.0	9:41	0.0	0.0	-
9:42	0.0	0.0	9:42	0.0	0.0	-
9:43	0.0	0.0	9:43	0.0	0.0	-
9:44	0.0	0.0	9:44	0.0	0.0	-
9:45	0.0	0.0	9:45	0.0	0.0	-
9:46	0.0	0.0	9:46	0.0	0.0	-
9:47	0.0	0.0	9:47	0.0	0.0	-
9:48	0.0	0.0	9:48	0.0	0.0	-
9:49	0.0	0.0	9:49	0.0	0.0	-
9:50	0.0	0.0	9:50	0.0	0.0	-
9:51	0.0	0.0	9:51	0.0	0.0	-

Grand Union Bowling Alley Site
BCP #360222
150 Westchester Avenue, Port Chester
October 15, 2024

PID DATA						
Upwind			Downwind			
Time	Concentration (ppm)	15-Min Avg Concentration (ppm)	Time	Concentration (ppm)	15-Min Avg Concentration (ppm)	Exceeds VOC Alarm Limit
9:52	0.0	0.0	9:52	0.0	0.0	-
9:53	0.0	0.0	9:53	0.0	0.0	-
9:54	0.0	0.0	9:54	0.0	0.0	-
9:55	0.0	0.0	9:55	0.0	0.0	-
9:56	0.0	0.0	9:56	0.0	0.0	-
9:57	0.0	0.0	9:57	0.0	0.0	-
9:58	0.0	0.0	9:58	0.0	0.0	-
9:59	0.0	0.0	9:59	0.0	0.0	-
10:00	0.0	0.0	10:00	0.0	0.0	-
10:01	0.0	0.0	10:01	0.0	0.0	-
10:02	0.0	0.0	10:02	0.0	0.0	-
10:03	0.0	0.0	10:03	0.0	0.0	-
10:04	0.0	0.0	10:04	0.0	0.0	-
10:05	0.0	0.0	10:05	0.0	0.0	-
10:06	0.0	0.0	10:06	0.0	0.0	-
10:07	0.0	0.0	10:07	0.0	0.0	-
10:08	0.0	0.0	10:08	0.0	0.0	-
10:09	0.0	0.0	10:09	0.0	0.0	-
10:10	0.0	0.0	10:10	0.0	0.0	-
10:11	0.0	0.0	10:11	0.0	0.0	-
10:12	0.0	0.0	10:12	0.0	0.0	-
10:13	0.0	0.0	10:13	0.0	0.0	-
10:14	0.0	0.0	10:14	0.0	0.0	-
10:15	0.0	0.0	10:15	0.0	0.0	-
10:16	0.0	0.0	10:16	0.0	0.0	-
10:17	0.0	0.0	10:17	0.0	0.0	-
10:18	0.0	0.0	10:18	0.0	0.0	-
10:19	0.0	0.0	10:19	0.0	0.0	-
10:20	0.0	0.0	10:20	0.0	0.0	-
10:21	0.0	0.0	10:21	0.0	0.0	-
10:22	0.0	0.0	10:22	0.0	0.0	-
10:23	0.0	0.0	10:23	0.0	0.0	-
10:24	0.0	0.0	10:24	0.0	0.0	-
10:25	0.0	0.0	10:25	0.0	0.0	-
10:26	0.0	0.0	10:26	0.0	0.0	-
10:27	0.0	0.0	10:27	0.0	0.0	-
10:28	0.0	0.0	10:28	0.0	0.0	-
10:29	0.0	0.0	10:29	0.0	0.0	-
10:30	0.0	0.0	10:30	0.0	0.0	-
10:31	0.0	0.0	10:31	0.0	0.0	-
10:32	0.0	0.0	10:32	0.0	0.0	-
10:33	0.0	0.0	10:33	0.0	0.0	-
10:34	0.0	0.0	10:34	0.0	0.0	-
10:35	0.0	0.0	10:35	0.0	0.0	-
10:36	0.0	0.0	10:36	0.0	0.0	-
10:37	0.0	0.0	10:37	0.0	0.0	-
10:38	0.0	0.0	10:38	0.0	0.0	-
10:39	0.0	0.0	10:39	0.0	0.0	-
10:40	0.0	0.0	10:40	0.0	0.0	-

Grand Union Bowling Alley Site
BCP #360222
150 Westchester Avenue, Port Chester
October 15, 2024

PID DATA						
Upwind			Downwind			
Time	Concentration (ppm)	15-Min Avg Concentration (ppm)	Time	Concentration (ppm)	15-Min Avg Concentration (ppm)	Exceeds VOC Alarm Limit
10:41	0.0	0.0	10:41	0.0	0.0	-
10:42	0.0	0.0	10:42	0.0	0.0	-
10:43	0.0	0.0	10:43	0.0	0.0	-
10:44	0.0	0.0	10:44	0.0	0.0	-
10:45	0.0	0.0	10:45	0.0	0.0	-
10:46	0.0	0.0	10:46	0.0	0.0	-
10:47	0.0	0.0	10:47	0.0	0.0	-
10:48	0.0	0.0	10:48	0.0	0.0	-
10:49	0.0	0.0	10:49	0.0	0.0	-
10:50	0.0	0.0	10:50	0.0	0.0	-
10:51	0.0	0.0	10:51	0.0	0.0	-
10:52	0.0	0.0	10:52	0.0	0.0	-
10:53	0.0	0.0	10:53	0.0	0.0	-
10:54	0.0	0.0	10:54	0.0	0.0	-
10:55	0.0	0.0	10:55	0.0	0.0	-
10:56	0.0	0.0	10:56	0.0	0.0	-
10:57	0.0	0.0	10:57	0.0	0.0	-
10:58	0.0	0.0	10:58	0.0	0.0	-
10:59	0.0	0.0	10:59	0.0	0.0	-
11:00	0.0	0.0	11:00	0.0	0.0	-
11:01	0.0	0.0	11:01	0.0	0.0	-
11:02	0.0	0.0	11:02	0.0	0.0	-
11:03	0.0	0.0	11:03	0.0	0.0	-
11:04	0.0	0.0	11:04	0.0	0.0	-
11:05	0.0	0.0	11:05	0.0	0.0	-
11:06	0.0	0.0	11:06	0.0	0.0	-
11:07	0.0	0.0	11:07	0.0	0.0	-
11:08	0.0	0.0	11:08	0.0	0.0	-
11:09	0.0	0.0	11:09	0.0	0.0	-
11:10	0.0	0.0	11:10	0.0	0.0	-
11:11	0.0	0.0	11:11	0.0	0.0	-
11:12	0.0	0.0	11:12	0.0	0.0	-
11:13	0.0	0.0	11:13	0.0	0.0	-
11:14	0.0	0.0	11:14	0.0	0.0	-
11:15	0.0	0.0	11:15	0.0	0.0	-
11:16	0.0	0.0	11:16	0.0	0.0	-
11:17	0.0	0.0	11:17	0.0	0.0	-
11:18	0.0	0.0	11:18	0.0	0.0	-
11:19	0.0	0.0	11:19	0.0	0.0	-
11:20	0.0	0.0	11:20	0.0	0.0	-
11:21	0.0	0.0	11:21	0.0	0.0	-
11:22	0.0	0.0	11:22	0.0	0.0	-
11:23	0.0	0.0	11:23	0.0	0.0	-
11:24	0.0	0.0	11:24	0.0	0.0	-
11:25	0.0	0.0	11:25	0.0	0.0	-
11:26	0.0	0.0	11:26	0.0	0.0	-
11:27	0.0	0.0	11:27	0.0	0.0	-
11:28	0.0	0.0	11:28	0.0	0.0	-
11:29	0.0	0.0	11:29	0.0	0.0	-

Grand Union Bowling Alley Site
BCP #360222
150 Westchester Avenue, Port Chester
October 15, 2024

PID DATA						
Upwind			Downwind			
Time	Concentration (ppm)	15-Min Avg Concentration (ppm)	Time	Concentration (ppm)	15-Min Avg Concentration (ppm)	Exceeds VOC Alarm Limit
11:30	0.0	0.0	11:30	0.0	0.0	-
11:31	0.0	0.0	11:31	0.0	0.0	-
11:32	0.0	0.0	11:32	0.0	0.0	-
11:33	0.0	0.0	11:33	0.0	0.0	-
11:34	0.0	0.0	11:34	0.0	0.0	-
11:35	0.0	0.0	11:35	0.0	0.0	-
11:36	0.0	0.0	11:36	0.0	0.0	-
11:37	0.0	0.0	11:37	0.0	0.0	-
11:38	0.0	0.0	11:38	0.0	0.0	-
11:39	0.0	0.0	11:39	0.0	0.0	-
11:40	0.0	0.0	11:40	0.0	0.0	-
11:41	0.0	0.0	11:41	0.0	0.0	-
11:42	0.0	0.0	11:42	0.0	0.0	-
11:43	0.0	0.0	11:43	0.0	0.0	-
11:44	0.0	0.0	11:44	0.0	0.0	-
11:45	0.0	0.0	11:45	0.0	0.0	-
11:46	0.0	0.0	11:46	0.0	0.0	-
11:47	0.0	0.0	11:47	0.0	0.0	-
11:48	0.0	0.0	11:48	0.0	0.0	-
11:49	0.0	0.0	11:49	0.0	0.0	-
11:50	0.0	0.0	11:50	0.0	0.0	-
11:51	0.0	0.0	11:51	0.0	0.0	-
11:52	0.0	0.0	11:52	0.0	0.0	-
11:53	0.0	0.0	11:53	0.0	0.0	-
11:54	0.0	0.0	11:54	0.0	0.0	-
11:55	0.0	0.0	11:55	0.0	0.0	-
11:56	0.0	0.0	11:56	0.0	0.0	-
11:57	0.0	0.0	11:57	0.0	0.0	-
11:58	0.0	0.0	11:58	0.0	0.0	-
11:59	0.0	0.0	11:59	0.0	0.0	-
12:00	0.0	0.0	12:00	0.0	0.0	-
12:01	0.0	0.0	12:01	0.0	0.0	-
12:02	0.0	0.0	12:02	0.0	0.0	-
12:03	0.0	0.0	12:03	0.0	0.0	-
12:04	0.0	0.0	12:04	0.0	0.0	-
12:05	0.0	0.0	12:05	0.0	0.0	-
12:06	0.0	0.0	12:06	0.0	0.0	-
12:07	0.0	0.0	12:07	0.0	0.0	-
12:08	0.0	0.0	12:08	0.0	0.0	-
12:09	0.0	0.0	12:09	0.0	0.0	-
12:10	0.0	0.0	12:10	0.0	0.0	-
12:11	0.0	0.0	12:11	0.0	0.0	-
12:12	0.0	0.0	12:12	0.0	0.0	-
12:13	0.0	0.0	12:13	0.0	0.0	-
12:14	0.0	0.0	12:14	0.0	0.0	-
12:15	0.0	0.0	12:15	0.0	0.0	-
12:16	0.0	0.0	12:16	0.0	0.0	-
12:17	0.0	0.0	12:17	0.0	0.0	-
12:18	0.0	0.0	12:18	0.0	0.0	-

Grand Union Bowling Alley Site
BCP #360222
150 Westchester Avenue, Port Chester
October 15, 2024

PID DATA						
Upwind			Downwind			
Time	Concentration (ppm)	15-Min Avg Concentration (ppm)	Time	Concentration (ppm)	15-Min Avg Concentration (ppm)	Exceeds VOC Alarm Limit
12:19	0.0	0.0	12:19	0.0	0.0	-
12:20	0.0	0.0	12:20	0.0	0.0	-
12:21	0.0	0.0	12:21	0.0	0.0	-
12:22	0.0	0.0	12:22	0.0	0.0	-
12:23	0.0	0.0	12:23	0.0	0.0	-
12:24	0.0	0.0	12:24	0.0	0.0	-
12:25	0.0	0.0	12:25	0.0	0.0	-
12:26	0.0	0.0	12:26	0.0	0.0	-
12:27	0.0	0.0	12:27	0.0	0.0	-
12:28	0.0	0.0	12:28	0.0	0.0	-
12:29	0.0	0.0	12:29	0.0	0.0	-
12:30	0.0	0.0	12:30	0.0	0.0	-
12:31	0.0	0.0	12:31	0.0	0.0	-
12:32	0.0	0.0	12:32	0.0	0.0	-
12:33	0.0	0.0	12:33	0.0	0.0	-
12:34	0.0	0.0	12:34	0.0	0.0	-
12:35	0.0	0.0	12:35	0.0	0.0	-
12:36	0.0	0.0	12:36	0.0	0.0	-
12:37	0.0	0.0	12:37	0.0	0.0	-
12:38	0.0	0.0	12:38	0.0	0.0	-
12:39	0.0	0.0	12:39	0.0	0.0	-
12:40	0.0	0.0	12:40	0.0	0.0	-
12:41	0.0	0.0	12:41	0.0	0.0	-
12:42	0.0	0.0	12:42	0.0	0.0	-
12:43	0.0	0.0	12:43	0.0	0.0	-
12:44	0.0	0.0	12:44	0.0	0.0	-
12:45	0.0	0.0	12:45	0.0	0.0	-
12:46	0.0	0.0	12:46	0.0	0.0	-
12:47	0.0	0.0	12:47	0.0	0.0	-
12:48	0.0	0.0	12:48	0.0	0.0	-
12:49	0.0	0.0	12:49	0.0	0.0	-
12:50	0.0	0.0	12:50	0.0	0.0	-
12:51	0.0	0.0	12:51	0.0	0.0	-
12:52	0.0	0.0	12:52	0.0	0.0	-
12:53	0.0	0.0	12:53	0.0	0.0	-
12:54	0.0	0.0	12:54	0.0	0.0	-
12:55	0.0	0.0	12:55	0.0	0.0	-
12:56	0.0	0.0	12:56	0.0	0.0	-
12:57	0.0	0.0	12:57	0.0	0.0	-
12:58	0.0	0.0	12:58	0.0	0.0	-
12:59	0.0	0.0	12:59	0.0	0.0	-
13:00	0.0	0.0	13:00	0.0	0.0	-
13:01	0.0	0.0	13:01	0.0	0.0	-
13:02	0.0	0.0	13:02	0.0	0.0	-
13:03	0.0	0.0	13:03	0.0	0.0	-
13:04	0.0	0.0	13:04	0.0	0.0	-
13:05	0.0	0.0	13:05	0.0	0.0	-
13:06	0.0	0.0	13:06	0.0	0.0	-
13:07	0.0	0.0	13:07	0.0	0.0	-

Grand Union Bowling Alley Site
BCP #360222
150 Westchester Avenue, Port Chester
October 15, 2024

PID DATA						
Upwind			Downwind			
Time	Concentration (ppm)	15-Min Avg Concentration (ppm)	Time	Concentration (ppm)	15-Min Avg Concentration (ppm)	Exceeds VOC Alarm Limit
13:08	0.0	0.0	13:08	0.0	0.0	-
13:09	0.0	0.0	13:09	0.0	0.0	-
13:10	0.0	0.0	13:10	0.0	0.0	-
13:11	0.0	0.0	13:11	0.0	0.0	-
13:12	0.0	0.0	13:12	0.0	0.0	-
13:13	0.0	0.0	13:13	0.0	0.0	-
13:14	0.0	0.0	13:14	0.0	0.0	-
13:15	0.0	0.0	13:15	0.0	0.0	-
13:16	0.0	0.0	13:16	0.0	0.0	-
13:17	0.0	0.0	13:17	0.0	0.0	-
13:18	0.0	0.0	13:18	0.0	0.0	-
13:19	0.0	0.0	13:19	0.0	0.0	-
13:20	0.0	0.0	13:20	0.0	0.0	-
13:21	0.0	0.0	13:21	0.0	0.0	-
13:22	0.0	0.0	13:22	0.0	0.0	-
13:23	0.0	0.0	13:23	0.0	0.0	-
13:24	0.0	0.0	13:24	0.0	0.0	-
13:25	0.0	0.0	13:25	0.0	0.0	-
13:26	0.0	0.0	13:26	0.0	0.0	-
13:27	0.0	0.0	13:27	0.0	0.0	-
13:28	0.0	0.0	13:28	0.0	0.0	-
13:29	0.0	0.0	13:29	0.0	0.0	-
13:30	0.0	0.0	13:30	0.0	0.0	-
13:31	0.0	0.0	13:31	0.0	0.0	-
13:32	0.0	0.0	13:32	0.0	0.0	-
13:33	0.0	0.0	13:33	0.0	0.0	-
13:34	0.0	0.0	13:34	0.0	0.0	-
13:35	0.0	0.0	13:35	0.0	0.0	-
13:36	0.0	0.0	13:36	0.0	0.0	-
13:37	0.0	0.0	13:37	0.0	0.0	-
13:38	0.0	0.0	13:38	0.0	0.0	-
13:39	0.0	0.0	13:39	0.0	0.0	-
13:40	0.0	0.0	13:40	0.0	0.0	-
13:41	0.0	0.0	13:41	0.0	0.0	-
13:42	0.0	0.0	13:42	0.0	0.0	-
13:43	0.0	0.0	13:43	0.0	0.0	-
13:44	0.0	0.0	13:44	0.0	0.0	-
13:45	0.0	0.0	13:45	0.0	0.0	-
13:46	0.0	0.0	13:46	0.0	0.0	-
13:47	0.0	0.0	13:47	0.0	0.0	-
13:48	0.0	0.0	13:48	0.0	0.0	-
13:49	0.0	0.0	13:49	0.0	0.0	-
13:50	0.0	0.0	13:50	0.0	0.0	-
13:51	0.0	0.0	13:51	0.0	0.0	-
13:52	0.0	0.0	13:52	0.0	0.0	-
13:53	0.0	0.0	13:53	0.0	0.0	-
13:54	0.0	0.0	13:54	0.0	0.0	-
13:55	0.0	0.0	13:55	0.0	0.0	-
13:56	0.0	0.0	13:56	0.0	0.0	-

Grand Union Bowling Alley Site
BCP #360222
150 Westchester Avenue, Port Chester
October 15, 2024

PID DATA						
Upwind			Downwind			
Time	Concentration (ppm)	15-Min Avg Concentration (ppm)	Time	Concentration (ppm)	15-Min Avg Concentration (ppm)	Exceeds VOC Alarm Limit
13:57	0.0	0.0	13:57	0.0	0.0	-
13:58	0.0	0.0	13:58	0.0	0.0	-
13:59	0.0	0.0	13:59	0.0	0.0	-
14:00	0.0	0.0	14:00	0.0	0.0	-
14:01	0.0	0.0	14:01	0.0	0.0	-
14:02	0.0	0.0	14:02	0.0	0.0	-
14:03	0.0	0.0	14:03	0.0	0.0	-
14:04	0.0	0.0	14:04	0.0	0.0	-
14:05	0.0	0.0	14:05	0.0	0.0	-
14:06	0.0	0.0	14:06	0.0	0.0	-
14:07	0.0	0.0	14:07	0.0	0.0	-
14:08	0.0	0.0	14:08	0.0	0.0	-
14:09	0.0	0.0	14:09	0.0	0.0	-
14:10	0.0	0.0	14:10	0.0	0.0	-
14:11	0.0	0.0	14:11	0.0	0.0	-
14:12	0.0	0.0	14:12	0.0	0.0	-
14:13	0.0	0.0	14:13	0.0	0.0	-
14:14	0.0	0.0	14:14	0.0	0.0	-
14:15	0.0	0.0	14:15	0.0	0.0	-
14:16	0.0	0.0	14:16	0.0	0.0	-
14:17	0.0	0.0	14:17	0.0	0.0	-
14:18	0.0	0.0	14:18	0.0	0.0	-
14:19	0.0	0.0	14:19	0.0	0.0	-
14:20	0.0	0.0	14:20	0.0	0.0	-
14:21	0.0	0.0	14:21	0.0	0.0	-
14:22	0.0	0.0	14:22	0.0	0.0	-
14:23	0.0	0.0	14:23	0.0	0.0	-
14:24	0.0	0.0	14:24	0.0	0.0	-
14:25	0.0	0.0	14:25	0.0	0.0	-
14:26	0.0	0.0	14:26	0.0	0.0	-
14:27	0.0	0.0	14:27	0.0	0.0	-
14:28	0.0	0.0	14:28	0.0	0.0	-
14:29	0.0	0.0	14:29	0.0	0.0	-
14:30	0.0	0.0	14:30	0.0	0.0	-
14:31	0.0	0.0	14:31	0.0	0.0	-
14:32	0.0	0.0	14:32	0.0	0.0	-
14:33	0.0	0.0	14:33	0.0	0.0	-
14:34	0.0	0.0	14:34	0.0	0.0	-
14:35	0.0	0.0	14:35	0.0	0.0	-
14:36	0.0	0.0	14:36	0.0	0.0	-
14:37	0.0	0.0	14:37	0.0	0.0	-
14:38	0.0	0.0	14:38	0.0	0.0	-
14:39	0.0	0.0	14:39	0.0	0.0	-
14:40	0.0	0.0	14:40	0.0	0.0	-
14:41	0.0	0.0	14:41	0.0	0.0	-
14:42	0.0	0.0	14:42	0.0	0.0	-
14:43	0.0	0.0	14:43	0.0	0.0	-
14:44	0.0	0.0	14:44	0.0	0.0	-
14:45	0.0	0.0	14:45	0.0	0.0	-

Grand Union Bowling Alley Site
BCP #360222
150 Westchester Avenue, Port Chester
October 15, 2024

PID DATA						
Upwind			Downwind			
Time	Concentration (ppm)	15-Min Avg Concentration (ppm)	Time	Concentration (ppm)	15-Min Avg Concentration (ppm)	Exceeds VOC Alarm Limit
14:46	0.0	0.0	14:46	0.0	0.0	-
14:47	0.0	0.0	14:47	0.0	0.0	-
14:48	0.0	0.0	14:48	0.0	0.0	-
14:49	0.0	0.0	14:49	0.0	0.0	-
14:50	0.0	0.0	14:50	0.0	0.0	-
14:51	0.0	0.0	14:51	0.0	0.0	-
14:52	0.0	0.0	14:52	0.0	0.0	-
14:53	0.0	0.0	14:53	0.0	0.0	-
14:54	0.0	0.0	14:54	0.0	0.0	-
14:55	0.0	0.0	14:55	0.0	0.0	-
14:56	0.0	0.0	14:56	0.0	0.0	-
14:57	0.0	0.0	14:57	0.0	0.0	-
14:58	0.0	0.0	14:58	0.0	0.0	-
14:59	0.0	0.0	14:59	0.0	0.0	-
15:00	0.0	0.0	15:00	0.0	0.0	-
15:01	0.0	0.0	15:01	0.0	0.0	-
15:02	0.0	0.0	15:02	0.0	0.0	-
15:03	0.0	0.0	15:03	0.0	0.0	-
15:04	0.0	0.0	15:04	0.0	0.0	-
15:05	0.0	0.0	15:05	0.0	0.0	-
15:06	0.0	0.0	15:06	0.0	0.0	-
15:07	0.0	0.0	15:07	0.0	0.0	-
15:08	0.0	0.0	15:08	0.0	0.0	-
15:09	0.0	0.0	15:09	0.0	0.0	-
15:10	0.0	0.0	15:10	0.0	0.0	-
15:11	0.0	0.0	15:11	0.0	0.0	-
15:12	0.0	0.0	15:12	0.0	0.0	-
15:13	0.0	0.0	15:13	0.0	0.0	-
15:14	0.0	0.0	15:14	0.0	0.0	-
15:15	0.0	0.0	15:15	0.0	0.0	-
15:16	0.0	0.0	15:16	0.0	0.0	-
15:17	0.0	0.0	15:17	0.0	0.0	-
15:18	0.0	0.0	15:18	0.0	0.0	-
15:19	0.0	0.0	15:19	0.0	0.0	-
15:20	0.0	0.0	15:20	0.0	0.0	-

SESI CONSULTING ENGINEERS

959 US-46 Floor 3, Suite 300 - Parsippany-Troy Hills, NJ

DAILY AIR MONITORING REPORT
150 Westchester Avenue
Port Chester, New York

10/16/2024

Rev. No. 0	Page 1 of 2
Project Number: 11895A	
Dust Action Level	150 µg/m^3
VOC Action Level	5 ppm

Weather Data Range for Work Day		Wind Direction	NW	Relative Humidity (%)	37.0 - 77.0	Daily Rain Total (in)	0.00	Readings in the summary table and graphs below are the reported downwind concentrations.
Temperature (°F)	44.0 - 60.0	Wind Speed (MPH)	3.0 - 11.3	Barometer (inHg)	29.90 - 30.00	Avg. Dew Point Temp (°F)	36.3	

Station Location	Daily Avg. Dust Concentration (µg/m^3)	Max 15-Min Dust Concentration (µg/m^3)	Time of Max Dust Reading	Daily Avg. VOC Concentration (ppm)	Max 15-Min VOC Concentration (ppm)	Time of Max VOC Reading
Upwind	7.3	50.8	15:04	0.0	0.0	8:31
Downwind	10.4	56.2	13:45	0.0	0.0	8:39

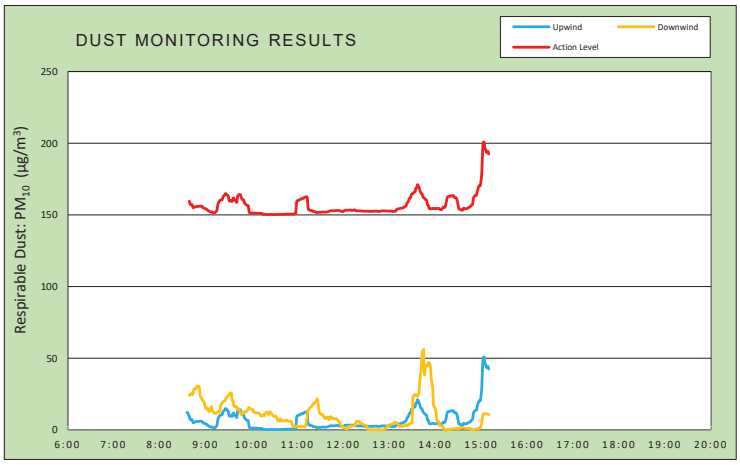

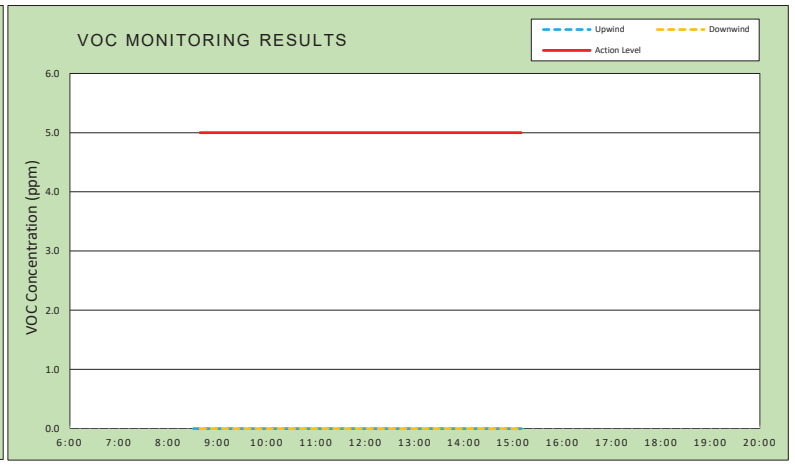

Air Monitoring Notes:

Weather Notes:

EMILCOTT
A Triumvirate Environmental Company

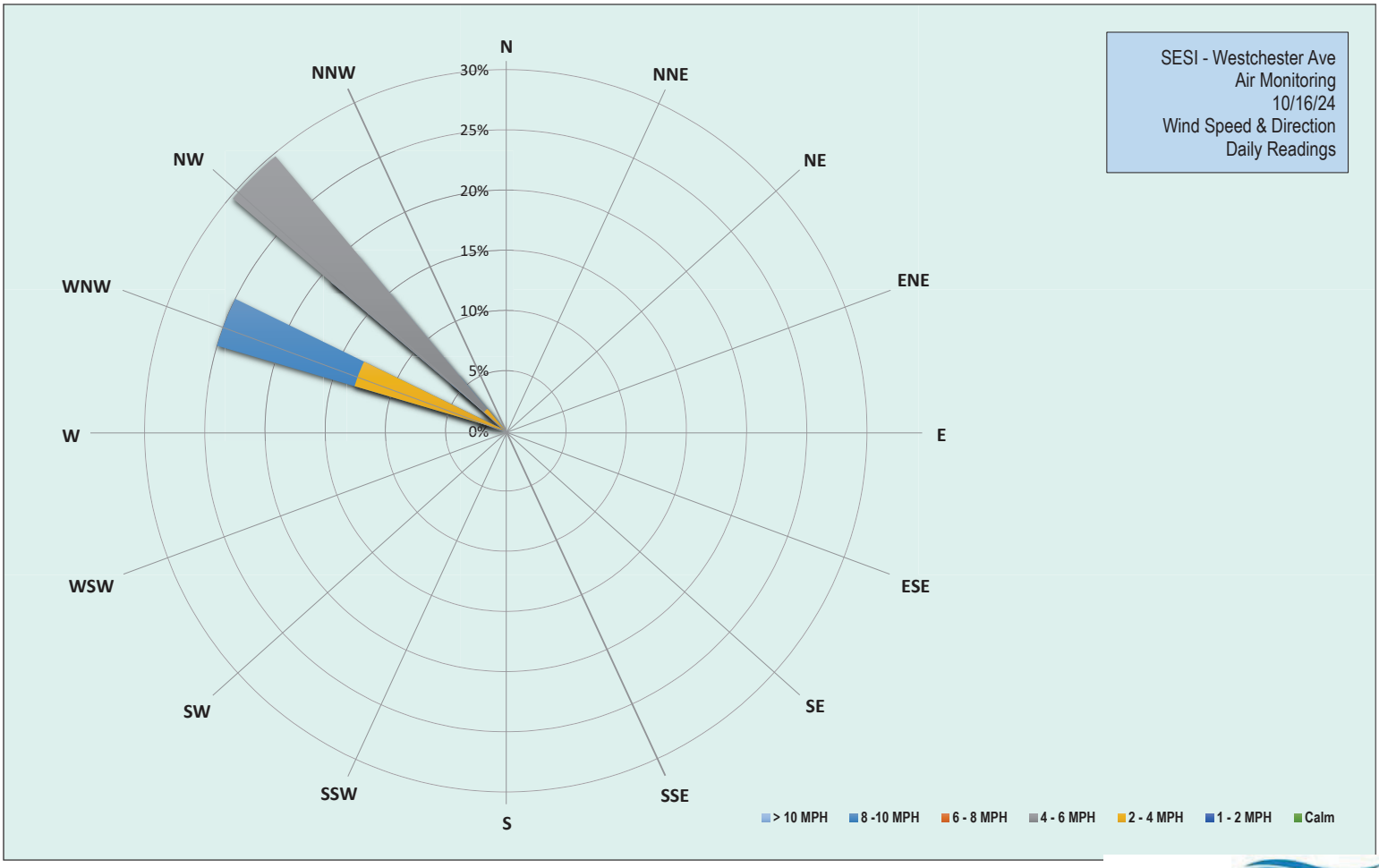

EMILCOTT
A Triumvirate Environmental Company

Grand Union Bowling Alley Site
BCP #360222
150 Westchester Avenue, Port Chester
October 16, 2024

Wednesday, October 16, 2024

Number of Instances Where Downwind Particulates Exceeds Upwind Particulate + 150 =	**0**
Number of Comparable Data Points =	**392**
Start Time:	**8:21**
End Time:	**15:10**

PARTICULATE DATA

Upwind			Downwind			
Time	**Concentration (ug/m^3)**	**15-Min Avg Concentration (ug/m^3)**	**Time**	**Concentration (ug/m^3)**	**15-Min Avg Concentration (ug/m^3)**	**Exceeds Particulate Alarm Limit**
8:21	0.0	-	8:21	-	-	-
8:22	9.8	-	8:22	-	-	-
8:23	24.5	-	8:23	-	-	-
8:24	18.0	-	8:24	9.0	-	-
8:25	38.3	-	8:25	22.0	-	-
8:26	8.8	-	8:26	26.5	-	-
8:27	12.3	-	8:27	26.5	-	-
8:28	18.3	-	8:28	30.5	-	-
8:29	28.5	-	8:29	15.5	-	-
8:30	2.3	-	8:30	9.0	-	-
8:31	2.8	-	8:31	10.3	-	-
8:32	1.0	-	8:32	10.3	-	-
8:33	8.3	-	8:33	9.0	-	-
8:34	4.3	-	8:34	11.3	-	-
8:35	5.0	-	8:35	13.3	-	-
8:36	2.0	12.3	8:36	14.5	-	-
8:37	3.5	11.8	8:37	7.3	-	-
8:38	2.3	10.4	8:38	88.8	-	-
8:39	6.3	9.6	8:39	67.3	24.1	-
8:40	6.3	7.4	8:40	33.3	24.9	-
8:41	3.3	7.1	8:41	32.8	25.3	-
8:42	16.0	7.3	8:42	26.5	25.3	-
8:43	7.3	6.6	8:43	18.8	24.5	-
8:44	4.3	5.0	8:44	36.5	25.9	-
8:45	7.3	5.3	8:45	48.0	28.5	-
8:46	6.0	5.5	8:46	14.3	28.8	-
8:47	3.0	5.7	8:47	7.0	28.6	-
8:48	11.0	5.8	8:48	17.3	29.1	-
8:49	3.3	5.8	8:49	32.3	30.5	-
8:50	6.3	5.9	8:50	16.0	30.7	-
8:51	5.3	6.1	8:51	6.8	30.2	-
8:52	2.8	6.0	8:52	6.5	30.1	-
8:53	3.5	6.1	8:53	6.5	24.6	-
8:54	7.8	6.2	8:54	43.5	23.1	-
8:55	1.0	5.9	8:55	17.8	22.0	-
8:56	3.5	5.9	8:56	17.3	21.0	-
8:57	0.8	4.9	8:57	16.5	20.3	-
8:58	5.5	4.7	8:58	10.3	19.8	-
8:59	3.3	4.7	8:59	8.5	17.9	-
9:00	1.3	4.3	9:00	9.8	15.3	-
9:01	1.5	4.0	9:01	8.3	14.9	-
9:02	1.3	3.9	9:02	13.0	15.3	-

Grand Union Bowling Alley Site
BCP #360222
150 Westchester Avenue, Port Chester
October 16, 2024

PARTICULATE DATA						
Upwind			Downwind			Exceeds Particulate Alarm Limit
Time	Concentration (ug/m^3)	15-Min Avg Concentration (ug/m^3)	Time	Concentration (ug/m^3)	15-Min Avg Concentration (ug/m^3)	
9:03	0.8	3.2	9:03	12.3	15.0	-
9:04	0.0	3.0	9:04	6.3	13.3	-
9:05	0.0	2.5	9:05	12.8	13.1	-
9:06	0.0	2.2	9:06	4.5	12.9	-
9:07	0.5	2.0	9:07	47.0	15.6	-
9:08	5.5	2.2	9:08	16.3	16.3	-
9:09	1.0	1.7	9:09	6.0	13.8	-
9:10	0.5	1.7	9:10	4.3	12.9	-
9:11	0.8	1.5	9:11	4.8	12.0	-
9:12	0.8	1.5	9:12	11.5	11.7	-
9:13	11.0	1.9	9:13	9.5	11.6	-
9:14	10.8	2.4	9:14	11.0	11.8	-
9:15	11.3	3.0	9:15	14.3	12.1	-
9:16	54.0	6.5	9:16	19.0	12.8	-
9:17	31.0	8.5	9:17	11.0	12.7	-
9:18	12.3	9.3	9:18	9.0	12.5	-
9:19	12.5	10.1	9:19	16.5	13.2	-
9:20	3.5	10.4	9:20	80.5	17.7	-
9:21	2.5	10.5	9:21	9.5	18.0	-
9:22	2.5	10.7	9:22	65.5	19.2	-
9:23	35.8	12.7	9:23	21.5	19.6	-
9:24	9.5	13.2	9:24	12.8	20.0	-
9:25	9.8	13.9	9:25	10.5	20.5	-
9:26	14.8	14.8	9:26	5.0	20.5	-
9:27	1.3	14.8	9:27	44.5	22.7	-
9:28	1.8	14.2	9:28	11.8	22.8	-
9:29	0.8	13.5	9:29	21.5	23.5	-
9:30	3.8	13.0	9:30	25.5	24.3	-
9:31	5.5	9.8	9:31	20.8	24.4	-
9:32	30.0	9.7	9:32	30.3	25.7	-
9:33	16.0	10.0	9:33	11.8	25.9	-
9:34	5.3	9.5	9:34	12.3	25.6	-
9:35	3.0	9.5	9:35	6.5	20.6	-
9:36	31.5	11.4	9:36	7.0	20.5	-
9:37	8.8	11.8	9:37	14.5	17.1	-
9:38	12.5	10.3	9:38	14.8	16.6	-
9:39	7.8	10.2	9:39	6.3	16.2	-
9:40	1.3	9.6	9:40	8.5	16.1	-
9:41	2.8	8.8	9:41	7.0	16.2	-
9:42	61.0	12.8	9:42	13.5	14.1	-
9:43	17.8	13.8	9:43	25.3	15.0	-
9:44	6.5	14.2	9:44	6.8	14.0	-
9:45	3.0	14.2	9:45	7.0	12.8	-
9:46	0.8	13.9	9:46	6.8	11.9	-
9:47	0.8	11.9	9:47	9.8	10.5	-
9:48	0.3	10.9	9:48	28.5	11.6	-
9:49	1.0	10.6	9:49	13.0	11.7	-
9:50	1.5	10.5	9:50	12.5	12.1	-
9:51	1.5	8.5	9:51	18.5	12.8	-

Grand Union Bowling Alley Site
BCP #360222
150 Westchester Avenue, Port Chester
October 16, 2024

PARTICULATE DATA						
Upwind			Downwind			Exceeds Particulate Alarm Limit
Time	Concentration (ug/m^3)	15-Min Avg Concentration (ug/m^3)	Time	Concentration (ug/m^3)	15-Min Avg Concentration (ug/m^3)	
9:52	0.3	7.9	9:52	12.8	12.7	-
9:53	1.5	7.2	9:53	10.5	12.4	-
9:54	1.0	6.7	9:54	15.3	13.0	-
9:55	0.3	6.7	9:55	16.3	13.6	-
9:56	0.0	6.5	9:56	25.3	14.8	-
9:57	2.0	2.5	9:57	28.0	15.7	-
9:58	0.0	1.4	9:58	11.8	14.8	-
9:59	0.5	1.0	9:59	5.5	14.8	-
10:00	7.8	1.3	10:00	3.3	14.5	-
10:01	2.0	1.4	10:01	4.5	14.4	-
10:02	0.0	1.3	10:02	6.3	14.1	-
10:03	1.3	1.4	10:03	2.8	12.4	-
10:04	1.3	1.4	10:04	12.8	12.4	-
10:05	0.3	1.3	10:05	11.3	12.3	-
10:06	0.5	1.2	10:06	12.8	11.9	-
10:07	0.3	1.2	10:07	13.0	11.9	-
10:08	0.3	1.2	10:08	9.8	11.9	-
10:09	0.8	1.1	10:09	15.0	11.9	-
10:10	0.0	1.1	10:10	13.3	11.7	-
10:11	0.8	1.2	10:11	15.3	11.0	-
10:12	0.0	1.0	10:12	12.8	10.0	-
10:13	0.0	1.0	10:13	7.0	9.7	-
10:14	0.3	1.0	10:14	11.8	10.1	-
10:15	0.5	0.5	10:15	8.8	10.5	-
10:16	0.0	0.4	10:16	1.3	10.2	-
10:17	0.3	0.4	10:17	0.5	9.9	-
10:18	0.3	0.4	10:18	28.8	11.6	-
10:19	0.3	0.3	10:19	18.5	12.0	-
10:20	0.3	0.3	10:20	19.3	12.5	-
10:21	0.0	0.3	10:21	0.3	11.7	-
10:22	0.3	0.3	10:22	2.5	11.0	-
10:23	0.5	0.3	10:23	8.8	10.9	-
10:24	1.0	0.3	10:24	43.0	12.8	-
10:25	0.3	0.3	10:25	3.3	12.1	-
10:26	0.8	0.3	10:26	5.8	11.5	-
10:27	0.0	0.3	10:27	2.5	10.8	-
10:28	0.0	0.3	10:28	0.8	10.4	-
10:29	0.0	0.3	10:29	1.0	9.7	-
10:30	0.0	0.3	10:30	2.0	9.2	-
10:31	0.3	0.3	10:31	1.5	9.2	-
10:32	0.8	0.3	10:32	6.8	9.6	-
10:33	0.0	0.3	10:33	11.0	8.5	-
10:34	1.0	0.3	10:34	2.0	7.4	-
10:35	0.5	0.4	10:35	3.0	6.3	-
10:36	0.5	0.4	10:36	1.5	6.4	-
10:37	0.5	0.4	10:37	3.0	6.4	-
10:38	0.8	0.4	10:38	29.3	7.8	-
10:39	0.5	0.4	10:39	21.0	6.3	-
10:40	0.3	0.4	10:40	10.5	6.8	-

Grand Union Bowling Alley Site
BCP #360222
150 Westchester Avenue, Port Chester
October 16, 2024

PARTICULATE DATA						
Upwind			Downwind			Exceeds Particulate Alarm Limit
Time	Concentration (ug/m^3)	15-Min Avg Concentration (ug/m^3)	Time	Concentration (ug/m^3)	15-Min Avg Concentration (ug/m^3)	
10:41	0.3	0.4	10:41	1.8	6.5	-
10:42	0.3	0.4	10:42	0.0	6.3	-
10:43	0.8	0.4	10:43	0.0	6.3	-
10:44	0.3	0.4	10:44	0.0	6.2	-
10:45	1.0	0.5	10:45	9.3	6.7	-
10:46	1.0	0.6	10:46	5.0	6.9	-
10:47	0.3	0.5	10:47	2.0	6.6	-
10:48	0.0	0.5	10:48	2.0	6.0	-
10:49	0.8	0.5	10:49	0.0	5.9	-
10:50	1.3	0.6	10:50	4.8	6.0	-
10:51	0.5	0.6	10:51	0.0	5.9	-
10:52	1.5	0.6	10:52	4.3	6.0	-
10:53	0.0	0.6	10:53	3.8	4.3	-
10:54	0.0	0.5	10:54	0.3	2.9	-
10:55	0.8	0.6	10:55	0.3	2.2	-
10:56	1.5	0.7	10:56	1.3	2.2	-
10:57	3.5	0.9	10:57	0.0	2.2	-
10:58	1.5	0.9	10:58	3.5	2.4	-
10:59	111.3	8.3	10:59	1.0	2.5	-
11:00	24.8	9.9	11:00	11.3	2.6	-
11:01	1.8	10.0	11:01	0.3	2.3	-
11:02	6.0	10.3	11:02	0.0	2.2	-
11:03	4.3	10.6	11:03	0.3	2.1	-
11:04	0.8	10.6	11:04	6.8	2.5	-
11:05	10.3	11.2	11:05	0.0	2.2	-
11:06	3.3	11.4	11:06	0.5	2.2	-
11:07	2.5	11.5	11:07	6.5	2.4	-
11:08	1.3	11.6	11:08	-0.3	2.1	-
11:09	8.5	12.1	11:09	0.0	2.1	-
11:10	4.0	12.3	11:10	2.8	2.3	-
11:11	5.5	12.6	11:11	12.3	3.0	-
11:12	2.3	12.5	11:12	52.0	6.5	-
11:13	1.0	12.5	11:13	55.8	9.9	-
11:14	1.3	5.2	11:14	53.0	13.4	-
11:15	1.0	3.6	11:15	19.5	14.0	-
11:16	1.3	3.5	11:16	19.8	15.3	-
11:17	1.0	3.2	11:17	7.3	15.7	-
11:18	1.5	3.0	11:18	5.0	16.1	-
11:19	1.8	3.1	11:19	14.5	16.6	-
11:20	1.8	2.5	11:20	20.8	18.0	-
11:21	1.3	2.4	11:21	10.3	18.6	-
11:22	1.5	2.3	11:22	4.0	18.4	-
11:23	1.3	2.3	11:23	10.8	19.2	-
11:24	2.3	1.9	11:24	5.5	19.5	-
11:25	3.0	1.8	11:25	11.0	20.1	-
11:26	1.0	1.5	11:26	37.5	21.8	-
11:27	5.5	1.8	11:27	10.0	19.0	-
11:28	2.0	1.8	11:28	0.0	15.3	-
11:29	1.0	1.8	11:29	0.0	11.7	-

Grand Union Bowling Alley Site
BCP #360222
150 Westchester Avenue, Port Chester
October 16, 2024

PARTICULATE DATA						
Upwind			Downwind			Exceeds Particulate Alarm Limit
Time	Concentration (ug/m^3)	15-Min Avg Concentration (ug/m^3)	Time	Concentration (ug/m^3)	15-Min Avg Concentration (ug/m^3)	
11:30	1.3	1.8	11:30	16.5	11.5	-
11:31	1.3	1.8	11:31	9.5	10.8	-
11:32	4.3	2.0	11:32	4.3	10.6	-
11:33	1.3	2.0	11:33	8.8	10.9	-
11:34	1.8	2.0	11:34	1.3	10.0	-
11:35	1.3	2.0	11:35	1.0	8.7	-
11:36	1.0	2.0	11:36	1.0	8.1	-
11:37	1.3	2.0	11:37	12.3	8.6	-
11:38	1.8	2.0	11:38	4.5	8.2	-
11:39	3.8	2.1	11:39	16.0	8.9	-
11:40	5.0	2.2	11:40	11.3	8.9	-
11:41	5.5	2.5	11:41	12.0	7.2	-
11:42	8.0	2.7	11:42	19.8	7.9	-
11:43	2.8	2.7	11:43	16.3	9.0	-
11:44	4.3	3.0	11:44	4.8	9.3	-
11:45	1.5	3.0	11:45	1.5	8.3	-
11:46	1.3	3.0	11:46	8.3	8.2	-
11:47	2.8	2.9	11:47	4.5	8.2	-
11:48	1.8	2.9	11:48	3.5	7.9	-
11:49	2.8	3.0	11:49	3.3	8.0	-
11:50	2.0	3.0	11:50	0.3	7.9	-
11:51	1.8	3.1	11:51	0.3	7.9	-
11:52	2.3	3.1	11:52	1.8	7.2	-
11:53	2.5	3.2	11:53	0.0	6.9	-
11:54	1.5	3.0	11:54	0.5	5.9	-
11:55	2.0	2.8	11:55	1.3	5.2	-
11:56	6.8	2.9	11:56	1.0	4.5	-
11:57	3.3	2.6	11:57	3.0	3.3	-
11:58	1.3	2.5	11:58	2.5	2.4	-
11:59	1.3	2.3	11:59	0.8	2.2	-
12:00	2.0	2.3	12:00	1.5	2.2	-
12:01	10.8	3.0	12:01	0.5	1.6	-
12:02	3.0	3.0	12:02	0.0	1.3	-
12:03	6.8	3.3	12:03	0.0	1.1	-
12:04	2.3	3.3	12:04	0.0	0.9	-
12:05	1.8	3.3	12:05	0.0	0.9	-
12:06	2.8	3.3	12:06	0.0	0.9	-
12:07	2.5	3.4	12:07	23.5	2.3	-
12:08	2.3	3.3	12:08	0.0	2.3	-
12:09	2.3	3.4	12:09	0.8	2.3	-
12:10	3.5	3.5	12:10	1.5	2.3	-
12:11	2.3	3.2	12:11	8.5	2.8	-
12:12	2.5	3.1	12:12	4.3	2.9	-
12:13	4.3	3.3	12:13	2.3	2.9	-
12:14	3.3	3.5	12:14	0.0	2.9	-
12:15	2.3	3.5	12:15	6.0	3.2	-
12:16	3.0	3.0	12:16	9.5	3.8	-
12:17	2.8	3.0	12:17	33.0	6.0	-
12:18	4.0	2.8	12:18	0.5	6.0	-

Grand Union Bowling Alley Site
BCP #360222
150 Westchester Avenue, Port Chester
October 16, 2024

PARTICULATE DATA						
Upwind			Downwind			Exceeds Particulate Alarm Limit
Time	Concentration (ug/m^3)	15-Min Avg Concentration (ug/m^3)	Time	Concentration (ug/m^3)	15-Min Avg Concentration (ug/m^3)	
12:19	2.8	2.8	12:19	0.0	6.0	-
12:20	2.8	2.9	12:20	0.0	6.0	-
12:21	2.0	2.8	12:21	0.0	6.0	-
12:22	2.0	2.8	12:22	0.5	4.5	-
12:23	2.0	2.8	12:23	0.0	4.5	-
12:24	2.0	2.8	12:24	0.0	4.4	-
12:25	2.6	2.7	12:25	0.0	4.3	-
12:26	2.0	2.7	12:26	1.0	3.8	-
12:27	2.0	2.6	12:27	0.0	3.5	-
12:28	2.8	2.5	12:28	0.0	3.4	-
12:29	3.6	2.6	12:29	0.0	3.4	-
12:30	3.6	2.7	12:30	0.0	3.0	-
12:31	2.2	2.6	12:31	0.3	2.4	-
12:32	3.0	2.6	12:32	0.5	0.2	-
12:33	2.8	2.5	12:33	0.0	0.2	-
12:34	2.0	2.5	12:34	0.0	0.2	-
12:35	2.6	2.5	12:35	0.0	0.2	-
12:36	2.4	2.5	12:36	0.0	0.2	-
12:37	2.0	2.5	12:37	1.0	0.2	-
12:38	2.0	2.5	12:38	0.0	0.2	-
12:39	2.2	2.5	12:39	-0.3	0.2	-
12:40	2.6	2.5	12:40	0.0	0.2	-
12:41	2.8	2.6	12:41	0.8	0.2	-
12:42	2.6	2.6	12:42	0.0	0.2	-
12:43	3.4	2.7	12:43	0.0	0.2	-
12:44	3.4	2.6	12:44	0.0	0.2	-
12:45	2.0	2.5	12:45	0.0	0.2	-
12:46	2.0	2.5	12:46	0.0	0.1	-
12:47	2.0	2.5	12:47	0.0	0.1	-
12:48	2.2	2.4	12:48	0.0	0.1	-
12:49	7.2	2.8	12:49	0.0	0.1	-
12:50	2.6	2.8	12:50	0.0	0.1	-
12:51	2.8	2.8	12:51	0.0	0.1	-
12:52	3.0	2.9	12:52	0.8	0.1	-
12:53	1.8	2.8	12:53	0.3	0.1	-
12:54	2.0	2.8	12:54	6.8	0.6	-
12:55	1.8	2.8	12:55	8.3	1.1	-
12:56	2.6	2.8	12:56	3.5	1.3	-
12:57	2.0	2.7	12:57	15.0	2.3	-
12:58	3.0	2.7	12:58	8.8	2.9	-
12:59	3.2	2.7	12:59	3.3	3.1	-
13:00	2.2	2.7	13:00	5.3	3.5	-
13:01	2.0	2.7	13:01	2.8	3.6	-
13:02	2.4	2.7	13:02	0.8	3.7	-
13:03	2.2	2.7	13:03	6.0	4.1	-
13:04	2.2	2.4	13:04	1.0	4.2	-
13:05	2.2	2.4	13:05	2.5	4.3	-
13:06	4.4	2.5	13:06	5.3	4.7	-
13:07	3.4	2.5	13:07	3.8	4.9	-

Grand Union Bowling Alley Site
BCP #360222
150 Westchester Avenue, Port Chester
October 16, 2024

PARTICULATE DATA						
Upwind			Downwind			Exceeds Particulate Alarm Limit
Time	Concentration (ug/m^3)	15-Min Avg Concentration (ug/m^3)	Time	Concentration (ug/m^3)	15-Min Avg Concentration (ug/m^3)	
13:08	3.4	2.6	13:08	10.3	5.5	-
13:09	6.2	2.9	13:09	1.5	5.2	-
13:10	17.6	3.9	13:10	1.3	4.7	-
13:11	6.0	4.2	13:11	1.5	4.6	-
13:12	3.4	4.3	13:12	0.0	3.6	-
13:13	4.2	4.3	13:13	0.0	3.0	-
13:14	4.2	4.4	13:14	0.0	2.8	-
13:15	6.0	4.7	13:15	-0.3	2.4	-
13:16	4.0	4.8	13:16	10.5	2.9	-
13:17	2.8	4.8	13:17	0.5	2.9	-
13:18	2.6	4.8	13:18	0.5	2.6	-
13:19	7.8	5.2	13:19	3.3	2.7	-
13:20	10.2	5.7	13:20	5.0	2.9	-
13:21	7.4	5.9	13:21	14.0	3.5	-
13:22	6.0	6.1	13:22	4.8	3.5	-
13:23	29.6	7.9	13:23	1.8	3.0	-
13:24	18.0	8.7	13:24	3.0	3.1	-
13:25	28.2	9.4	13:25	14.5	3.9	-
13:26	31.2	11.0	13:26	0.8	3.9	-
13:27	14.4	11.8	13:27	11.3	4.6	-
13:28	6.4	11.9	13:28	0.0	4.6	-
13:29	37.4	14.1	13:29	0.0	4.6	-
13:30	14.6	14.7	13:30	4.0	4.9	-
13:31	6.2	14.9	13:31	284.3	23.2	-
13:32	16.0	15.7	13:32	8.3	23.7	-
13:33	6.2	16.0	13:33	8.8	24.2	-
13:34	11.4	16.2	13:34	9.8	24.7	-
13:35	47.2	18.7	13:35	4.3	24.6	-
13:36	11.6	19.0	13:36	0.8	23.7	-
13:37	38.8	21.1	13:37	0.8	23.5	-
13:38	16.2	20.3	13:38	16.0	24.4	-
13:39	4.0	19.3	13:39	33.5	26.5	-
13:40	2.4	17.6	13:40	130.0	34.2	-
13:41	2.8	15.7	13:41	68.0	38.6	-
13:42	2.8	14.9	13:42	61.3	42.0	-
13:43	3.0	14.7	13:43	183.8	54.2	-
13:44	8.8	12.8	13:44	15.5	55.3	-
13:45	2.3	12.0	13:45	18.5	56.2	-
13:46	2.5	11.7	13:46	26.0	39.0	-
13:47	3.0	10.9	13:47	70.8	43.2	-
13:48	3.3	10.7	13:48	38.5	45.2	-
13:49	2.8	10.1	13:49	2.0	44.6	-
13:50	2.3	7.1	13:50	1.8	44.5	-
13:51	8.0	6.9	13:51	38.0	47.0	-
13:52	13.3	5.1	13:52	1.5	47.0	-
13:53	2.0	4.2	13:53	-0.5	45.9	-
13:54	6.0	4.3	13:54	-0.8	43.6	-
13:55	2.3	4.3	13:55	3.5	35.2	-
13:56	2.8	4.3	13:56	27.3	32.5	-

Grand Union Bowling Alley Site
BCP #360222
150 Westchester Avenue, Port Chester
October 16, 2024

PARTICULATE DATA						
Upwind			Downwind			Exceeds Particulate Alarm Limit
Time	Concentration (ug/m^3)	15-Min Avg Concentration (ug/m^3)	Time	Concentration (ug/m^3)	15-Min Avg Concentration (ug/m^3)	
13:57	5.5	4.5	13:57	4.3	28.7	-
13:58	4.3	4.6	13:58	6.8	16.9	-
13:59	4.8	4.3	13:59	4.3	16.1	-
14:00	3.0	4.4	14:00	0.0	14.9	-
14:01	3.5	4.4	14:01	0.3	13.2	-
14:02	4.5	4.5	14:02	0.0	8.5	-
14:03	3.0	4.5	14:03	0.0	5.9	-
14:04	2.8	4.5	14:04	-0.3	5.7	-
14:05	3.0	4.6	14:05	-0.5	5.6	-
14:06	2.8	4.2	14:06	-0.5	3.0	-
14:07	5.5	3.7	14:07	-0.8	2.9	-
14:08	3.0	3.8	14:08	0.8	3.0	-
14:09	7.8	3.9	14:09	-0.5	3.0	-
14:10	20.0	5.1	14:10	-0.5	2.7	-
14:11	7.5	5.4	14:11	0.0	0.9	-
14:12	2.3	5.2	14:12	-1.0	0.5	-
14:13	10.5	5.6	14:13	-1.5	0.0	-
14:14	30.3	7.3	14:14	1.0	-0.2	-
14:15	41.8	9.9	14:15	0.8	-0.2	-
14:16	40.5	12.3	14:16	8.8	0.4	-
14:17	11.0	12.8	14:17	-0.3	0.4	-
14:18	3.8	12.8	14:18	-0.3	0.4	-
14:19	7.3	13.1	14:19	0.0	0.4	-
14:20	6.0	13.3	14:20	2.0	0.5	-
14:21	2.0	13.3	14:21	-1.0	0.5	-
14:22	3.0	13.1	14:22	-0.5	0.5	-
14:23	7.0	13.4	14:23	2.8	0.7	-
14:24	9.5	13.5	14:24	2.5	0.9	-
14:25	2.3	12.3	14:25	0.5	0.9	-
14:26	2.8	12.0	14:26	-0.3	0.9	-
14:27	2.8	12.0	14:27	-0.3	1.0	-
14:28	2.5	11.5	14:28	-0.5	1.0	-
14:29	2.3	9.6	14:29	-0.5	0.9	-
14:30	3.0	7.0	14:30	8.0	1.4	-
14:31	3.0	4.5	14:31	1.0	0.9	-
14:32	2.0	3.9	14:32	0.0	0.9	-
14:33	2.3	3.8	14:33	13.0	1.8	-
14:34	3.3	3.6	14:34	0.5	1.8	-
14:35	2.3	3.3	14:35	-1.5	1.6	-
14:36	2.0	3.3	14:36	-0.8	1.6	-
14:37	22.8	4.6	14:37	-0.5	1.6	-
14:38	6.0	4.6	14:38	0.3	1.4	-
14:39	3.3	4.2	14:39	0.3	1.3	-
14:40	3.8	4.3	14:40	-0.3	1.2	-
14:41	5.0	4.4	14:41	-0.3	1.2	-
14:42	4.3	4.5	14:42	-0.8	1.2	-
14:43	8.3	4.9	14:43	0.0	1.2	-
14:44	7.0	5.2	14:44	0.3	1.3	-
14:45	7.8	5.5	14:45	-0.8	0.7	-

Grand Union Bowling Alley Site
BCP #360222
150 Westchester Avenue, Port Chester
October 16, 2024

PARTICULATE DATA						
Upwind			Downwind			Exceeds Particulate Alarm Limit
Time	Concentration (ug/m^3)	15-Min Avg Concentration (ug/m^3)	Time	Concentration (ug/m^3)	15-Min Avg Concentration (ug/m^3)	
14:46	6.5	5.8	14:46	2.5	0.8	-
14:47	12.5	6.5	14:47	2.8	1.0	-
14:48	9.3	6.9	14:48	-0.5	0.1	-
14:49	10.5	7.4	14:49	-0.5	0.0	-
14:50	67.0	11.7	14:50	2.5	0.3	-
14:51	15.5	12.6	14:51	0.8	0.4	-
14:52	35.8	13.5	14:52	0.0	0.4	-
14:53	7.3	13.6	14:53	1.8	0.5	-
14:54	5.5	13.7	14:54	1.0	0.6	-
14:55	43.0	16.3	14:55	4.0	0.9	-
14:56	31.5	18.1	14:56	0.5	0.9	-
14:57	29.3	19.8	14:57	1.0	1.0	-
14:58	20.8	20.6	14:58	5.0	1.4	-
14:59	3.3	20.4	14:59	0.5	1.4	-
15:00	62.0	24.0	15:00	23.0	3.0	-
15:01	89.3	29.5	15:01	36.8	5.2	-
15:02	227.8	43.8	15:02	64.8	9.4	-
15:03	112.3	50.7	15:03	26.5	11.2	-
15:04	12.3	50.8	15:04	1.5	11.3	-
15:05	2.3	46.5	15:05	1.5	11.2	-
15:06	5.0	45.8	15:06	0.0	11.2	-
15:07	2.8	43.6	15:07	1.5	11.3	-
15:08	10.8	43.8	15:08	-0.8	11.1	-
15:09	14.0	44.4	15:09	-0.3	11.0	-
15:10	14.8	42.5	15:10	-0.3	10.8	-

Grand Union Bowling Alley Site
BCP #360222
150 Westchester Avenue, Port Chester
October 16, 2024

Wednesday, October 16, 2024						
Number of Instances Where Downwind VOCs Exceeds Upwind VOCs + 5 =						0
Number of Comparable Data Points =						392
Start Time:						8:16
End Time:						15:10
PID DATA						
Upwind			Downwind			Exceeds VOC Alarm Limit
Time	Concentration (ppm)	15-Min Avg Concentration (ppm)	Time	Concentration (ppm)	15-Min Avg Concentration (ppm)	
8:16	0.0	-	8:16	-	-	-
8:17	0.0	-	8:17	-	-	-
8:18	0.0	-	8:18	-	-	-
8:19	0.0	-	8:19	-	-	-
8:20	0.0	-	8:20	-	-	-
8:21	0.0	-	8:21	-	-	-
8:22	0.0	-	8:22	-	-	-
8:23	0.0	-	8:23	-	-	-
8:24	0.0	-	8:24	0.0	-	-
8:25	0.0	-	8:25	0.0	-	-
8:26	0.0	-	8:26	0.0	-	-
8:27	0.0	-	8:27	0.0	-	-
8:28	0.0	-	8:28	0.0	-	-
8:29	0.0	-	8:29	0.0	-	-
8:30	0.0	-	8:30	0.0	-	-
8:31	0.0	0.0	8:31	0.0	-	-
8:32	0.0	0.0	8:32	0.0	-	-
8:33	0.0	0.0	8:33	0.0	-	-
8:34	0.0	0.0	8:34	0.0	-	-
8:35	0.0	0.0	8:35	0.0	-	-
8:36	0.0	0.0	8:36	0.0	-	-
8:37	0.0	0.0	8:37	0.0	-	-
8:38	0.0	0.0	8:38	0.0	-	-
8:39	0.0	0.0	8:39	0.0	0.0	-
8:40	0.0	0.0	8:40	0.0	0.0	-
8:41	0.0	0.0	8:41	0.0	0.0	-
8:42	0.0	0.0	8:42	0.0	0.0	-
8:43	0.0	0.0	8:43	0.0	0.0	-
8:44	0.0	0.0	8:44	0.0	0.0	-
8:45	0.0	0.0	8:45	0.0	0.0	-
8:46	0.0	0.0	8:46	0.0	0.0	-
8:47	0.0	0.0	8:47	0.0	0.0	-
8:48	0.0	0.0	8:48	0.0	0.0	-
8:49	0.0	0.0	8:49	0.0	0.0	-
8:50	0.0	0.0	8:50	0.0	0.0	-
8:51	0.0	0.0	8:51	0.0	0.0	-
8:52	0.0	0.0	8:52	0.0	0.0	-
8:53	0.0	0.0	8:53	0.0	0.0	-
8:54	0.0	0.0	8:54	0.0	0.0	-
8:55	0.0	0.0	8:55	0.0	0.0	-
8:56	0.0	0.0	8:56	0.0	0.0	-
8:57	0.0	0.0	8:57	0.0	0.0	-
8:58	0.0	0.0	8:58	0.0	0.0	-

Grand Union Bowling Alley Site
BCP #360222
150 Westchester Avenue, Port Chester
October 16, 2024

PID DATA						
Upwind			Downwind			
Time	Concentration (ppm)	15-Min Avg Concentration (ppm)	Time	Concentration (ppm)	15-Min Avg Concentration (ppm)	Exceeds VOC Alarm Limit
8:59	0.0	0.0	8:59	0.0	0.0	-
9:00	0.0	0.0	9:00	0.0	0.0	-
9:01	0.0	0.0	9:01	0.0	0.0	-
9:02	0.0	0.0	9:02	0.0	0.0	-
9:03	0.0	0.0	9:03	0.0	0.0	-
9:04	0.0	0.0	9:04	0.0	0.0	-
9:05	0.0	0.0	9:05	0.0	0.0	-
9:06	0.0	0.0	9:06	0.0	0.0	-
9:07	0.0	0.0	9:07	0.0	0.0	-
9:08	0.0	0.0	9:08	0.0	0.0	-
9:09	0.0	0.0	9:09	0.0	0.0	-
9:10	0.0	0.0	9:10	0.0	0.0	-
9:11	0.0	0.0	9:11	0.0	0.0	-
9:12	0.0	0.0	9:12	0.0	0.0	-
9:13	0.0	0.0	9:13	0.0	0.0	-
9:14	0.0	0.0	9:14	0.0	0.0	-
9:15	0.0	0.0	9:15	0.0	0.0	-
9:16	0.0	0.0	9:16	0.0	0.0	-
9:17	0.0	0.0	9:17	0.0	0.0	-
9:18	0.0	0.0	9:18	0.0	0.0	-
9:19	0.0	0.0	9:19	0.0	0.0	-
9:20	0.0	0.0	9:20	0.0	0.0	-
9:21	0.0	0.0	9:21	0.0	0.0	-
9:22	0.0	0.0	9:22	0.0	0.0	-
9:23	0.0	0.0	9:23	0.0	0.0	-
9:24	0.0	0.0	9:24	0.0	0.0	-
9:25	0.0	0.0	9:25	0.0	0.0	-
9:26	0.0	0.0	9:26	0.0	0.0	-
9:27	0.0	0.0	9:27	0.0	0.0	-
9:28	0.0	0.0	9:28	0.0	0.0	-
9:29	0.0	0.0	9:29	0.0	0.0	-
9:30	0.0	0.0	9:30	0.0	0.0	-
9:31	0.0	0.0	9:31	0.0	0.0	-
9:32	0.0	0.0	9:32	0.0	0.0	-
9:33	0.0	0.0	9:33	0.0	0.0	-
9:34	0.0	0.0	9:34	0.0	0.0	-
9:35	0.0	0.0	9:35	0.0	0.0	-
9:36	0.0	0.0	9:36	0.0	0.0	-
9:37	0.0	0.0	9:37	0.0	0.0	-
9:38	0.0	0.0	9:38	0.0	0.0	-
9:39	0.0	0.0	9:39	0.0	0.0	-
9:40	0.0	0.0	9:40	0.0	0.0	-
9:41	0.0	0.0	9:41	0.0	0.0	-
9:42	0.0	0.0	9:42	0.0	0.0	-
9:43	0.0	0.0	9:43	0.0	0.0	-
9:44	0.0	0.0	9:44	0.0	0.0	-
9:45	0.0	0.0	9:45	0.0	0.0	-
9:46	0.0	0.0	9:46	0.0	0.0	-
9:47	0.0	0.0	9:47	0.0	0.0	-

Grand Union Bowling Alley Site
BCP #360222
150 Westchester Avenue, Port Chester
October 16, 2024

PID DATA						
Upwind			Downwind			
Time	Concentration (ppm)	15-Min Avg Concentration (ppm)	Time	Concentration (ppm)	15-Min Avg Concentration (ppm)	Exceeds VOC Alarm Limit
9:48	0.0	0.0	9:48	0.0	0.0	-
9:49	0.0	0.0	9:49	0.0	0.0	-
9:50	0.0	0.0	9:50	0.0	0.0	-
9:51	0.0	0.0	9:51	0.0	0.0	-
9:52	0.0	0.0	9:52	0.0	0.0	-
9:53	0.0	0.0	9:53	0.0	0.0	-
9:54	0.0	0.0	9:54	0.0	0.0	-
9:55	0.0	0.0	9:55	0.0	0.0	-
9:56	0.0	0.0	9:56	0.0	0.0	-
9:57	0.0	0.0	9:57	0.0	0.0	-
9:58	0.0	0.0	9:58	0.0	0.0	-
9:59	0.0	0.0	9:59	0.0	0.0	-
10:00	0.0	0.0	10:00	0.0	0.0	-
10:01	0.0	0.0	10:01	0.0	0.0	-
10:02	0.0	0.0	10:02	0.0	0.0	-
10:03	0.0	0.0	10:03	0.0	0.0	-
10:04	0.0	0.0	10:04	0.0	0.0	-
10:05	0.0	0.0	10:05	0.0	0.0	-
10:06	0.0	0.0	10:06	0.0	0.0	-
10:07	0.0	0.0	10:07	0.0	0.0	-
10:08	0.0	0.0	10:08	0.0	0.0	-
10:09	0.0	0.0	10:09	0.0	0.0	-
10:10	0.0	0.0	10:10	0.0	0.0	-
10:11	0.0	0.0	10:11	0.0	0.0	-
10:12	0.0	0.0	10:12	0.0	0.0	-
10:13	0.0	0.0	10:13	0.0	0.0	-
10:14	0.0	0.0	10:14	0.0	0.0	-
10:15	0.0	0.0	10:15	0.0	0.0	-
10:16	0.0	0.0	10:16	0.0	0.0	-
10:17	0.0	0.0	10:17	0.0	0.0	-
10:18	0.0	0.0	10:18	0.0	0.0	-
10:19	0.0	0.0	10:19	0.0	0.0	-
10:20	0.0	0.0	10:20	0.0	0.0	-
10:21	0.0	0.0	10:21	0.0	0.0	-
10:22	0.0	0.0	10:22	0.0	0.0	-
10:23	0.0	0.0	10:23	0.0	0.0	-
10:24	0.0	0.0	10:24	0.0	0.0	-
10:25	0.0	0.0	10:25	0.0	0.0	-
10:26	0.0	0.0	10:26	0.0	0.0	-
10:27	0.0	0.0	10:27	0.0	0.0	-
10:28	0.0	0.0	10:28	0.0	0.0	-
10:29	0.0	0.0	10:29	0.0	0.0	-
10:30	0.0	0.0	10:30	0.0	0.0	-
10:31	0.0	0.0	10:31	0.0	0.0	-
10:32	0.0	0.0	10:32	0.0	0.0	-
10:33	0.0	0.0	10:33	0.0	0.0	-
10:34	0.0	0.0	10:34	0.0	0.0	-
10:35	0.0	0.0	10:35	0.0	0.0	-
10:36	0.0	0.0	10:36	0.0	0.0	-

Grand Union Bowling Alley Site
BCP #360222
150 Westchester Avenue, Port Chester
October 16, 2024

PID DATA						
Upwind			Downwind			
Time	Concentration (ppm)	15-Min Avg Concentration (ppm)	Time	Concentration (ppm)	15-Min Avg Concentration (ppm)	Exceeds VOC Alarm Limit
10:37	0.0	0.0	10:37	0.0	0.0	-
10:38	0.0	0.0	10:38	0.0	0.0	-
10:39	0.0	0.0	10:39	0.0	0.0	-
10:40	0.0	0.0	10:40	0.0	0.0	-
10:41	0.0	0.0	10:41	0.0	0.0	-
10:42	0.0	0.0	10:42	0.0	0.0	-
10:43	0.0	0.0	10:43	0.0	0.0	-
10:44	0.0	0.0	10:44	0.0	0.0	-
10:45	0.0	0.0	10:45	0.0	0.0	-
10:46	0.0	0.0	10:46	0.0	0.0	-
10:47	0.0	0.0	10:47	0.0	0.0	-
10:48	0.0	0.0	10:48	0.0	0.0	-
10:49	0.0	0.0	10:49	0.0	0.0	-
10:50	0.0	0.0	10:50	0.0	0.0	-
10:51	0.0	0.0	10:51	0.0	0.0	-
10:52	0.0	0.0	10:52	0.0	0.0	-
10:53	0.0	0.0	10:53	0.0	0.0	-
10:54	0.0	0.0	10:54	0.0	0.0	-
10:55	0.0	0.0	10:55	0.0	0.0	-
10:56	0.0	0.0	10:56	0.0	0.0	-
10:57	0.0	0.0	10:57	0.0	0.0	-
10:58	0.0	0.0	10:58	0.0	0.0	-
10:59	0.0	0.0	10:59	0.0	0.0	-
11:00	0.0	0.0	11:00	0.0	0.0	-
11:01	0.0	0.0	11:01	0.0	0.0	-
11:02	0.0	0.0	11:02	0.0	0.0	-
11:03	0.0	0.0	11:03	0.0	0.0	-
11:04	0.0	0.0	11:04	0.0	0.0	-
11:05	0.0	0.0	11:05	0.0	0.0	-
11:06	0.0	0.0	11:06	0.0	0.0	-
11:07	0.0	0.0	11:07	0.0	0.0	-
11:08	0.0	0.0	11:08	0.0	0.0	-
11:09	0.0	0.0	11:09	0.0	0.0	-
11:10	0.0	0.0	11:10	0.0	0.0	-
11:11	0.0	0.0	11:11	0.0	0.0	-
11:12	0.0	0.0	11:12	0.0	0.0	-
11:13	0.0	0.0	11:13	0.0	0.0	-
11:14	0.0	0.0	11:14	0.0	0.0	-
11:15	0.0	0.0	11:15	0.0	0.0	-
11:16	0.0	0.0	11:16	0.0	0.0	-
11:17	0.0	0.0	11:17	0.0	0.0	-
11:18	0.0	0.0	11:18	0.0	0.0	-
11:19	0.0	0.0	11:19	0.0	0.0	-
11:20	0.0	0.0	11:20	0.0	0.0	-
11:21	0.0	0.0	11:21	0.0	0.0	-
11:22	0.0	0.0	11:22	0.0	0.0	-
11:23	0.0	0.0	11:23	0.0	0.0	-
11:24	0.0	0.0	11:24	0.0	0.0	-
11:25	0.0	0.0	11:25	0.0	0.0	-

Grand Union Bowling Alley Site
BCP #360222
150 Westchester Avenue, Port Chester
October 16, 2024

PID DATA						
Upwind			Downwind			
Time	Concentration (ppm)	15-Min Avg Concentration (ppm)	Time	Concentration (ppm)	15-Min Avg Concentration (ppm)	Exceeds VOC Alarm Limit
11:26	0.0	0.0	11:26	0.0	0.0	-
11:27	0.0	0.0	11:27	0.0	0.0	-
11:28	0.0	0.0	11:28	0.0	0.0	-
11:29	0.0	0.0	11:29	0.0	0.0	-
11:30	0.0	0.0	11:30	0.0	0.0	-
11:31	0.0	0.0	11:31	0.0	0.0	-
11:32	0.0	0.0	11:32	0.0	0.0	-
11:33	0.0	0.0	11:33	0.0	0.0	-
11:34	0.0	0.0	11:34	0.0	0.0	-
11:35	0.0	0.0	11:35	0.0	0.0	-
11:36	0.0	0.0	11:36	0.0	0.0	-
11:37	0.0	0.0	11:37	0.0	0.0	-
11:38	0.0	0.0	11:38	0.0	0.0	-
11:39	0.0	0.0	11:39	0.0	0.0	-
11:40	0.0	0.0	11:40	0.0	0.0	-
11:41	0.0	0.0	11:41	0.0	0.0	-
11:42	0.0	0.0	11:42	0.0	0.0	-
11:43	0.0	0.0	11:43	0.0	0.0	-
11:44	0.0	0.0	11:44	0.0	0.0	-
11:45	0.0	0.0	11:45	0.0	0.0	-
11:46	0.0	0.0	11:46	0.0	0.0	-
11:47	0.0	0.0	11:47	0.0	0.0	-
11:48	0.0	0.0	11:48	0.0	0.0	-
11:49	0.0	0.0	11:49	0.0	0.0	-
11:50	0.0	0.0	11:50	0.0	0.0	-
11:51	0.0	0.0	11:51	0.0	0.0	-
11:52	0.0	0.0	11:52	0.0	0.0	-
11:53	0.0	0.0	11:53	0.0	0.0	-
11:54	0.0	0.0	11:54	0.0	0.0	-
11:55	0.0	0.0	11:55	0.0	0.0	-
11:56	0.0	0.0	11:56	0.0	0.0	-
11:57	0.0	0.0	11:57	0.0	0.0	-
11:58	0.0	0.0	11:58	0.0	0.0	-
11:59	0.0	0.0	11:59	0.0	0.0	-
12:00	0.0	0.0	12:00	0.0	0.0	-
12:01	0.0	0.0	12:01	0.0	0.0	-
12:02	0.0	0.0	12:02	0.0	0.0	-
12:03	0.0	0.0	12:03	0.0	0.0	-
12:04	0.0	0.0	12:04	0.0	0.0	-
12:05	0.0	0.0	12:05	0.0	0.0	-
12:06	0.0	0.0	12:06	0.0	0.0	-
12:07	0.0	0.0	12:07	0.0	0.0	-
12:08	0.0	0.0	12:08	0.0	0.0	-
12:09	0.0	0.0	12:09	0.0	0.0	-
12:10	0.0	0.0	12:10	0.0	0.0	-
12:11	0.0	0.0	12:11	0.0	0.0	-
12:12	0.0	0.0	12:12	0.0	0.0	-
12:13	0.0	0.0	12:13	0.0	0.0	-
12:14	0.0	0.0	12:14	0.0	0.0	-

Grand Union Bowling Alley Site
BCP #360222
150 Westchester Avenue, Port Chester
October 16, 2024

PID DATA						
Upwind			Downwind			
Time	Concentration (ppm)	15-Min Avg Concentration (ppm)	Time	Concentration (ppm)	15-Min Avg Concentration (ppm)	Exceeds VOC Alarm Limit
12:15	0.0	0.0	12:15	0.0	0.0	-
12:16	0.0	0.0	12:16	0.0	0.0	-
12:17	0.0	0.0	12:17	0.0	0.0	-
12:18	0.0	0.0	12:18	0.0	0.0	-
12:19	0.0	0.0	12:19	0.0	0.0	-
12:20	0.0	0.0	12:20	0.0	0.0	-
12:21	0.0	0.0	12:21	0.0	0.0	-
12:22	0.0	0.0	12:22	0.0	0.0	-
12:23	0.0	0.0	12:23	0.0	0.0	-
12:24	0.0	0.0	12:24	0.0	0.0	-
12:25	0.0	0.0	12:25	0.0	0.0	-
12:26	0.0	0.0	12:26	0.0	0.0	-
12:27	0.0	0.0	12:27	0.0	0.0	-
12:28	0.0	0.0	12:28	0.0	0.0	-
12:29	0.0	0.0	12:29	0.0	0.0	-
12:30	0.0	0.0	12:30	0.0	0.0	-
12:31	0.0	0.0	12:31	0.0	0.0	-
12:32	0.0	0.0	12:32	0.0	0.0	-
12:33	0.0	0.0	12:33	0.0	0.0	-
12:34	0.0	0.0	12:34	0.0	0.0	-
12:35	0.0	0.0	12:35	0.0	0.0	-
12:36	0.0	0.0	12:36	0.0	0.0	-
12:37	0.0	0.0	12:37	0.0	0.0	-
12:38	0.0	0.0	12:38	0.0	0.0	-
12:39	0.0	0.0	12:39	0.0	0.0	-
12:40	0.0	0.0	12:40	0.0	0.0	-
12:41	0.0	0.0	12:41	0.0	0.0	-
12:42	0.0	0.0	12:42	0.0	0.0	-
12:43	0.0	0.0	12:43	0.0	0.0	-
12:44	0.0	0.0	12:44	0.0	0.0	-
12:45	0.0	0.0	12:45	0.0	0.0	-
12:46	0.0	0.0	12:46	0.0	0.0	-
12:47	0.0	0.0	12:47	0.0	0.0	-
12:48	0.0	0.0	12:48	0.0	0.0	-
12:49	0.0	0.0	12:49	0.0	0.0	-
12:50	0.0	0.0	12:50	0.0	0.0	-
12:51	0.0	0.0	12:51	0.0	0.0	-
12:52	0.0	0.0	12:52	0.0	0.0	-
12:53	0.0	0.0	12:53	0.0	0.0	-
12:54	0.0	0.0	12:54	0.0	0.0	-
12:55	0.0	0.0	12:55	0.0	0.0	-
12:56	0.0	0.0	12:56	0.0	0.0	-
12:57	0.0	0.0	12:57	0.0	0.0	-
12:58	0.0	0.0	12:58	0.0	0.0	-
12:59	0.0	0.0	12:59	0.0	0.0	-
13:00	0.0	0.0	13:00	0.0	0.0	-
13:01	0.0	0.0	13:01	0.0	0.0	-
13:02	0.0	0.0	13:02	0.0	0.0	-
13:03	0.0	0.0	13:03	0.0	0.0	-

Grand Union Bowling Alley Site
BCP #360222
150 Westchester Avenue, Port Chester
October 16, 2024

PID DATA						
Upwind			Downwind			
Time	Concentration (ppm)	15-Min Avg Concentration (ppm)	Time	Concentration (ppm)	15-Min Avg Concentration (ppm)	Exceeds VOC Alarm Limit
13:04	0.0	0.0	13:04	0.0	0.0	-
13:05	0.0	0.0	13:05	0.0	0.0	-
13:06	0.0	0.0	13:06	0.0	0.0	-
13:07	0.0	0.0	13:07	0.0	0.0	-
13:08	0.0	0.0	13:08	0.0	0.0	-
13:09	0.0	0.0	13:09	0.0	0.0	-
13:10	0.0	0.0	13:10	0.0	0.0	-
13:11	0.0	0.0	13:11	0.0	0.0	-
13:12	0.0	0.0	13:12	0.0	0.0	-
13:13	0.0	0.0	13:13	0.0	0.0	-
13:14	0.0	0.0	13:14	0.0	0.0	-
13:15	0.0	0.0	13:15	0.0	0.0	-
13:16	0.0	0.0	13:16	0.0	0.0	-
13:17	0.0	0.0	13:17	0.0	0.0	-
13:18	0.0	0.0	13:18	0.0	0.0	-
13:19	0.0	0.0	13:19	0.0	0.0	-
13:20	0.0	0.0	13:20	0.0	0.0	-
13:21	0.0	0.0	13:21	0.0	0.0	-
13:22	0.0	0.0	13:22	0.0	0.0	-
13:23	0.0	0.0	13:23	0.0	0.0	-
13:24	0.0	0.0	13:24	0.0	0.0	-
13:25	0.0	0.0	13:25	0.0	0.0	-
13:26	0.0	0.0	13:26	0.0	0.0	-
13:27	0.0	0.0	13:27	0.0	0.0	-
13:28	0.0	0.0	13:28	0.0	0.0	-
13:29	0.0	0.0	13:29	0.0	0.0	-
13:30	0.0	0.0	13:30	0.0	0.0	-
13:31	0.0	0.0	13:31	0.0	0.0	-
13:32	0.0	0.0	13:32	0.0	0.0	-
13:33	0.0	0.0	13:33	0.0	0.0	-
13:34	0.0	0.0	13:34	0.0	0.0	-
13:35	0.0	0.0	13:35	0.0	0.0	-
13:36	0.0	0.0	13:36	0.0	0.0	-
13:37	0.0	0.0	13:37	0.0	0.0	-
13:38	0.0	0.0	13:38	0.0	0.0	-
13:39	0.0	0.0	13:39	0.0	0.0	-
13:40	0.0	0.0	13:40	0.0	0.0	-
13:41	0.0	0.0	13:41	0.0	0.0	-
13:42	0.0	0.0	13:42	0.0	0.0	-
13:43	0.0	0.0	13:43	0.0	0.0	-
13:44	0.0	0.0	13:44	0.0	0.0	-
13:45	0.0	0.0	13:45	0.0	0.0	-
13:46	0.0	0.0	13:46	0.0	0.0	-
13:47	0.0	0.0	13:47	0.0	0.0	-
13:48	0.0	0.0	13:48	0.0	0.0	-
13:49	0.0	0.0	13:49	0.0	0.0	-
13:50	0.0	0.0	13:50	0.0	0.0	-
13:51	0.0	0.0	13:51	0.0	0.0	-
13:52	0.0	0.0	13:52	0.0	0.0	-

Grand Union Bowling Alley Site
BCP #360222
150 Westchester Avenue, Port Chester
October 16, 2024

PID DATA						
Upwind			Downwind			
Time	Concentration (ppm)	15-Min Avg Concentration (ppm)	Time	Concentration (ppm)	15-Min Avg Concentration (ppm)	Exceeds VOC Alarm Limit
13:53	0.0	0.0	13:53	0.0	0.0	-
13:54	0.0	0.0	13:54	0.0	0.0	-
13:55	0.0	0.0	13:55	0.0	0.0	-
13:56	0.0	0.0	13:56	0.0	0.0	-
13:57	0.0	0.0	13:57	0.0	0.0	-
13:58	0.0	0.0	13:58	0.0	0.0	-
13:59	0.0	0.0	13:59	0.0	0.0	-
14:00	0.0	0.0	14:00	0.0	0.0	-
14:01	0.0	0.0	14:01	0.0	0.0	-
14:02	0.0	0.0	14:02	0.0	0.0	-
14:03	0.0	0.0	14:03	0.0	0.0	-
14:04	0.0	0.0	14:04	0.0	0.0	-
14:05	0.0	0.0	14:05	0.0	0.0	-
14:06	0.0	0.0	14:06	0.0	0.0	-
14:07	0.0	0.0	14:07	0.0	0.0	-
14:08	0.0	0.0	14:08	0.0	0.0	-
14:09	0.0	0.0	14:09	0.0	0.0	-
14:10	0.0	0.0	14:10	0.0	0.0	-
14:11	0.0	0.0	14:11	0.0	0.0	-
14:12	0.0	0.0	14:12	0.0	0.0	-
14:13	0.0	0.0	14:13	0.0	0.0	-
14:14	0.0	0.0	14:14	0.0	0.0	-
14:15	0.0	0.0	14:15	0.0	0.0	-
14:16	0.0	0.0	14:16	0.0	0.0	-
14:17	0.0	0.0	14:17	0.0	0.0	-
14:18	0.0	0.0	14:18	0.0	0.0	-
14:19	0.0	0.0	14:19	0.0	0.0	-
14:20	0.0	0.0	14:20	0.0	0.0	-
14:21	0.0	0.0	14:21	0.0	0.0	-
14:22	0.0	0.0	14:22	0.0	0.0	-
14:23	0.0	0.0	14:23	0.0	0.0	-
14:24	0.0	0.0	14:24	0.0	0.0	-
14:25	0.0	0.0	14:25	0.0	0.0	-
14:26	0.0	0.0	14:26	0.0	0.0	-
14:27	0.0	0.0	14:27	0.0	0.0	-
14:28	0.0	0.0	14:28	0.0	0.0	-
14:29	0.0	0.0	14:29	0.0	0.0	-
14:30	0.0	0.0	14:30	0.0	0.0	-
14:31	0.0	0.0	14:31	0.0	0.0	-
14:32	0.0	0.0	14:32	0.0	0.0	-
14:33	0.0	0.0	14:33	0.0	0.0	-
14:34	0.0	0.0	14:34	0.0	0.0	-
14:35	0.0	0.0	14:35	0.0	0.0	-
14:36	0.0	0.0	14:36	0.0	0.0	-
14:37	0.0	0.0	14:37	0.0	0.0	-
14:38	0.0	0.0	14:38	0.0	0.0	-
14:39	0.0	0.0	14:39	0.0	0.0	-
14:40	0.0	0.0	14:40	0.0	0.0	-
14:41	0.0	0.0	14:41	0.0	0.0	-

Grand Union Bowling Alley Site
BCP #360222
150 Westchester Avenue, Port Chester
October 16, 2024

PID DATA						
Upwind			Downwind			
Time	Concentration (ppm)	15-Min Avg Concentration (ppm)	Time	Concentration (ppm)	15-Min Avg Concentration (ppm)	Exceeds VOC Alarm Limit
14:42	0.0	0.0	14:42	0.0	0.0	-
14:43	0.0	0.0	14:43	0.0	0.0	-
14:44	0.0	0.0	14:44	0.0	0.0	-
14:45	0.0	0.0	14:45	0.0	0.0	-
14:46	0.0	0.0	14:46	0.0	0.0	-
14:47	0.0	0.0	14:47	0.0	0.0	-
14:48	0.0	0.0	14:48	0.0	0.0	-
14:49	0.0	0.0	14:49	0.0	0.0	-
14:50	0.0	0.0	14:50	0.0	0.0	-
14:51	0.0	0.0	14:51	0.0	0.0	-
14:52	0.0	0.0	14:52	0.0	0.0	-
14:53	0.0	0.0	14:53	0.0	0.0	-
14:54	0.0	0.0	14:54	0.0	0.0	-
14:55	0.0	0.0	14:55	0.0	0.0	-
14:56	0.0	0.0	14:56	0.0	0.0	-
14:57	0.0	0.0	14:57	0.0	0.0	-
14:58	0.0	0.0	14:58	0.0	0.0	-
14:59	0.0	0.0	14:59	0.0	0.0	-
15:00	0.0	0.0	15:00	0.0	0.0	-
15:01	0.0	0.0	15:01	0.0	0.0	-
15:02	0.0	0.0	15:02	0.0	0.0	-
15:03	0.0	0.0	15:03	0.0	0.0	-
15:04	0.0	0.0	15:04	0.0	0.0	-
15:05	0.0	0.0	15:05	0.0	0.0	-
15:06	0.0	0.0	15:06	0.0	0.0	-
15:07	0.0	0.0	15:07	0.0	0.0	-
15:08	0.0	0.0	15:08	0.0	0.0	-
15:09	0.0	0.0	15:09	0.0	0.0	-
15:10	0.0	0.0	15:10	0.0	0.0	-

SESI CONSULTING ENGINEERS

959 US-46 Floor 3, Suite 300 - Parsippany-Troy Hills, NJ

DAILY AIR MONITORING REPORT
150 Westchester Avenue
Port Chester, New York

10/17/2024

Rev. No. 0	Page 1 of 2
Project Number: 11895A	
Dust Action Level	150 µg/m^3
VOC Action Level	5 ppm

Weather Data Range for Work Day		Wind Direction	NNE	Relative Humidity (%)	28.0 - 90.0	Daily Rain Total (in)	0.00	Readings in the summary table and graphs below are the reported downwind concentrations.
Temperature (°F)	37.0 - 59.0	Wind Speed (MPH)	2.4 - 6.5	Barometer (inHg)	30.20 - 30.30	Avg. Dew Point Temp (°F)	36.1	

Station Location	Daily Avg. Dust Concentration (µg/m^3)	Max 15-Min Dust Concentration (µg/m^3)	Time of Max Dust Reading	Daily Avg. VOC Concentration (ppm)	Max 15-Min VOC Concentration (ppm)	Time of Max VOC Reading
Upwind	11.5	54.0	14:28	0.0	0.0	8:29
Downwind	15.7	58.7	8:42	0.0	0.0	8:30

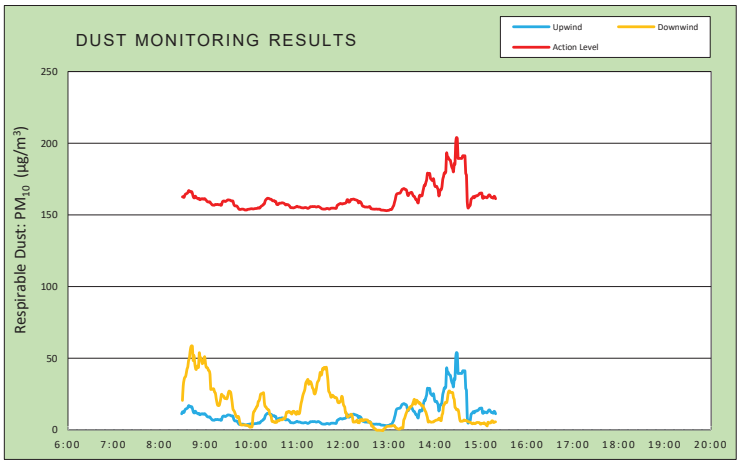

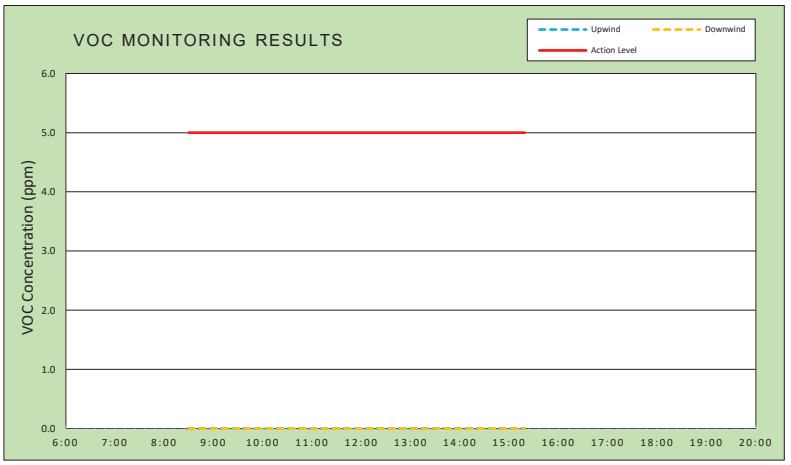

Air Monitoring Notes:

Weather Notes:

EMILCOTT
A Triumvirate Environmental Company

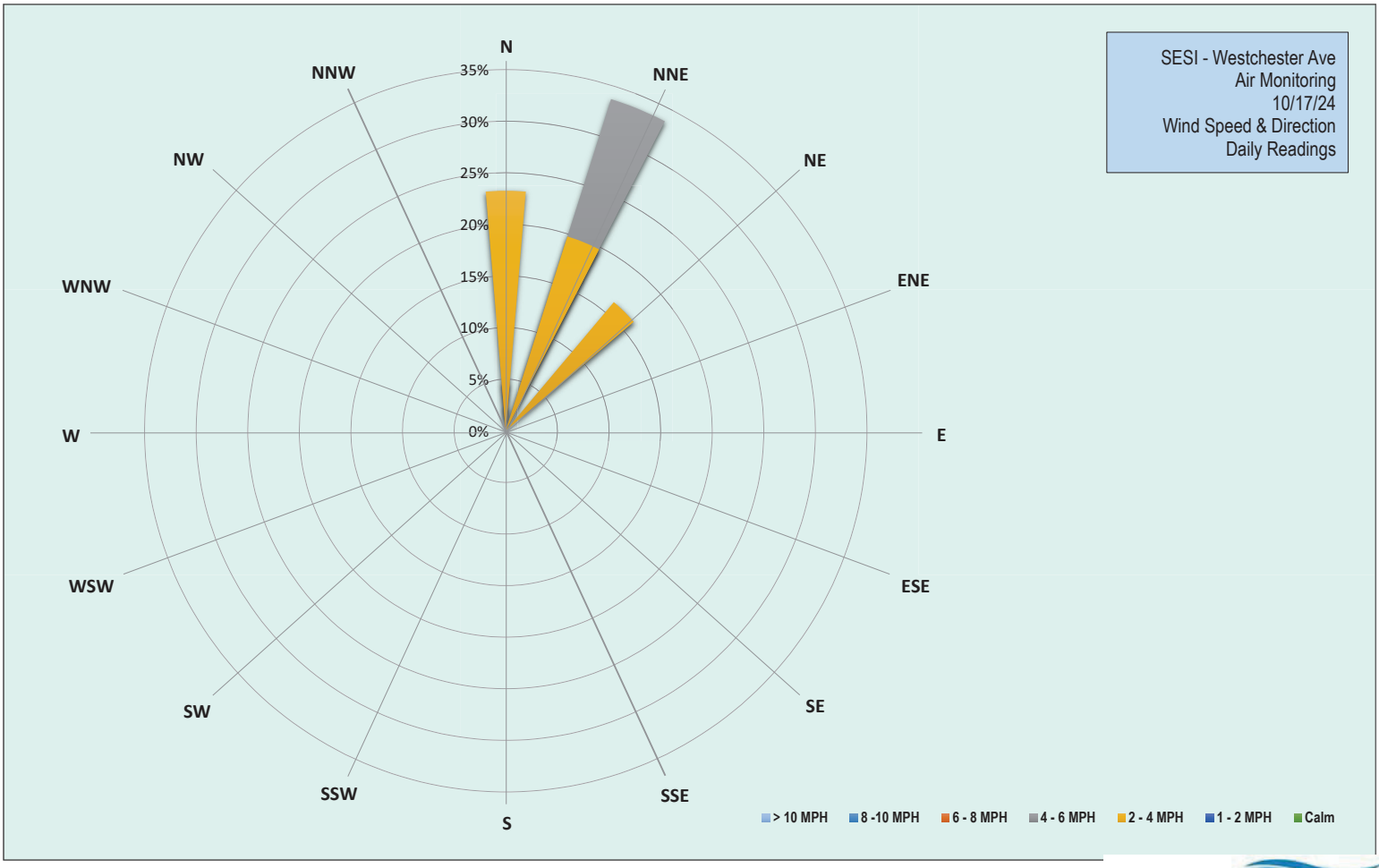

EMILCOTT
A Triumvirate Environmental Company

Grand Union Bowling Alley Site
BCP #360222
150 Westchester Avenue, Port Chester
October 17, 2024

Thursday, October 17, 2024						
Number of Instances Where Downwind Particulates Exceeds Upwind Particulate + 150 =						0
Number of Comparable Data Points =						410
Start Time:						8:14
End Time:						15:19
PARTICULATE DATA						
Upwind			Downwind			Exceeds Particulate Alarm Limit
Time	Concentration (ug/m^3)	15-Min Avg Concentration (ug/m^3)	Time	Concentration (ug/m^3)	15-Min Avg Concentration (ug/m^3)	
8:14	11.8	-	8:14	-	-	-
8:15	6.8	-	8:15	8.0	-	-
8:16	6.8	-	8:16	8.5	-	-
8:17	14.5	-	8:17	7.0	-	-
8:18	5.8	-	8:18	5.5	-	-
8:19	2.5	-	8:19	5.3	-	-
8:20	4.5	-	8:20	5.5	-	-
8:21	11.5	-	8:21	6.5	-	-
8:22	8.3	-	8:22	11.3	-	-
8:23	7.5	-	8:23	6.5	-	-
8:24	9.8	-	8:24	5.3	-	-
8:25	13.3	-	8:25	5.3	-	-
8:26	11.0	-	8:26	4.5	-	-
8:27	8.0	-	8:27	6.0	-	-
8:28	22.5	-	8:28	19.5	-	-
8:29	36.3	11.3	8:29	157.3	-	-
8:30	26.5	12.6	8:30	55.3	20.6	-
8:31	10.0	12.8	8:31	157.0	30.5	-
8:32	5.0	12.2	8:32	67.3	34.5	-
8:33	26.8	13.6	8:33	37.3	36.6	-
8:34	16.5	14.5	8:34	12.5	37.1	-
8:35	9.0	14.8	8:35	40.0	39.4	-
8:36	15.3	15.0	8:36	53.0	42.5	-
8:37	16.3	15.6	8:37	33.5	44.0	-
8:38	27.8	16.9	8:38	71.8	48.4	-
8:39	7.8	16.8	8:39	28.5	49.9	-
8:40	5.0	16.2	8:40	73.8	54.5	-
8:41	7.3	16.0	8:41	53.8	57.8	-
8:42	12.8	16.3	8:42	20.5	58.7	-
8:43	3.8	15.1	8:43	15.3	58.4	-
8:44	4.5	12.9	8:44	6.5	48.4	-
8:45	11.5	11.9	8:45	109.3	52.0	-
8:46	11.8	12.1	8:46	83.5	47.1	-
8:47	20.8	13.1	8:47	11.0	43.3	-
8:48	9.5	12.0	8:48	18.8	42.1	-
8:49	13.0	11.7	8:49	48.3	44.5	-
8:50	6.0	11.5	8:50	25.5	43.5	-
8:51	8.8	11.1	8:51	54.0	43.6	-
8:52	22.5	11.5	8:52	185.5	53.7	-
8:53	14.0	10.6	8:53	20.5	50.3	-
8:54	14.5	11.0	8:54	28.8	50.3	-

Grand Union Bowling Alley Site
BCP #360222
150 Westchester Avenue, Port Chester
October 17, 2024

PARTICULATE DATA						
Upwind			Downwind			Exceeds Particulate Alarm Limit
Time	Concentration (ug/m^3)	15-Min Avg Concentration (ug/m^3)	Time	Concentration (ug/m^3)	15-Min Avg Concentration (ug/m^3)	
8:55	7.0	11.2	8:55	41.8	48.2	-
8:56	10.5	11.4	8:56	23.8	46.2	-
8:57	6.8	11.0	8:57	37.8	47.3	-
8:58	5.0	11.1	8:58	24.8	48.0	-
8:59	9.5	11.4	8:59	54.5	51.2	-
9:00	2.8	10.8	9:00	47.8	47.1	-
9:01	4.5	10.3	9:01	34.8	43.8	-
9:02	7.8	9.5	9:02	6.0	43.5	-
9:03	5.5	9.2	9:03	13.8	43.2	-
9:04	9.0	8.9	9:04	23.3	41.5	-
9:05	9.3	9.2	9:05	21.0	41.2	-
9:06	6.8	9.0	9:06	19.3	38.9	-
9:07	9.3	8.1	9:07	26.3	28.3	-
9:08	5.5	7.6	9:08	24.0	28.5	-
9:09	5.3	7.0	9:09	28.5	28.5	-
9:10	5.5	6.9	9:10	46.0	28.8	-
9:11	9.8	6.8	9:11	20.8	28.6	-
9:12	7.3	6.8	9:12	4.3	26.3	-
9:13	12.8	7.4	9:13	17.0	25.8	-
9:14	7.3	7.2	9:14	2.5	22.3	-
9:15	3.8	7.3	9:15	3.3	19.4	-
9:16	5.8	7.4	9:16	2.8	17.2	-
9:17	4.3	7.1	9:17	9.8	17.5	-
9:18	6.0	7.2	9:18	8.0	17.1	-
9:19	8.3	7.1	9:19	53.0	19.1	-
9:20	4.0	6.8	9:20	59.3	21.6	-
9:21	8.8	6.9	9:21	67.0	24.8	-
9:22	38.0	8.8	9:22	16.8	24.2	-
9:23	16.8	9.6	9:23	16.3	23.7	-
9:24	7.8	9.7	9:24	27.3	23.6	-
9:25	4.0	9.6	9:25	23.5	22.1	-
9:26	4.8	9.3	9:26	18.8	22.0	-
9:27	12.8	9.7	9:27	7.8	22.2	-
9:28	18.0	10.0	9:28	8.8	21.6	-
9:29	13.5	10.4	9:29	27.3	23.3	-
9:30	4.8	10.5	9:30	40.5	25.8	-
9:31	4.3	10.4	9:31	23.3	27.1	-
9:32	3.3	10.3	9:32	2.8	26.7	-
9:33	2.3	10.1	9:33	2.8	26.3	-
9:34	3.3	9.7	9:34	0.8	22.8	-
9:35	4.8	9.8	9:35	0.8	18.9	-
9:36	6.8	9.7	9:36	0.8	14.5	-
9:37	6.0	7.5	9:37	3.5	13.6	-
9:38	2.3	6.6	9:38	2.3	12.7	-
9:39	3.5	6.3	9:39	4.5	11.2	-
9:40	4.5	6.3	9:40	2.5	9.8	-
9:41	3.3	6.2	9:41	5.5	8.9	-
9:42	3.0	5.6	9:42	4.8	8.7	-

Grand Union Bowling Alley Site
BCP #360222
150 Westchester Avenue, Port Chester
October 17, 2024

PARTICULATE DATA						
Upwind			Downwind			Exceeds Particulate Alarm Limit
Time	Concentration (ug/m^3)	15-Min Avg Concentration (ug/m^3)	Time	Concentration (ug/m^3)	15-Min Avg Concentration (ug/m^3)	
9:43	4.8	4.7	9:43	20.5	9.5	-
9:44	3.0	4.0	9:44	2.8	7.9	-
9:45	2.8	3.8	9:45	0.5	5.2	-
9:46	4.3	3.8	9:46	0.0	3.6	-
9:47	5.8	4.0	9:47	1.5	3.6	-
9:48	3.0	4.1	9:48	0.8	3.4	-
9:49	3.0	4.0	9:49	2.0	3.5	-
9:50	3.0	3.9	9:50	1.0	3.5	-
9:51	2.3	3.6	9:51	2.0	3.6	-
9:52	3.0	3.4	9:52	1.3	3.5	-
9:53	4.0	3.5	9:53	1.3	3.4	-
9:54	1.8	3.4	9:54	1.3	3.2	-
9:55	10.5	3.8	9:55	2.5	3.2	-
9:56	5.0	3.9	9:56	0.8	2.9	-
9:57	3.8	4.0	9:57	4.3	2.8	-
9:58	6.5	4.1	9:58	7.3	1.9	-
9:59	5.0	4.2	9:59	3.8	2.0	-
10:00	4.0	4.3	10:00	2.0	2.1	-
10:01	4.0	4.3	10:01	0.8	2.2	-
10:02	3.8	4.2	10:02	102.8	8.9	-
10:03	3.3	4.2	10:03	56.0	12.6	-
10:04	5.3	4.3	10:04	7.8	13.0	-
10:05	4.5	4.4	10:05	21.5	14.3	-
10:06	2.8	4.5	10:06	12.3	15.0	-
10:07	4.0	4.5	10:07	21.5	16.4	-
10:08	6.0	4.7	10:08	7.3	16.8	-
10:09	7.8	5.1	10:09	46.8	19.8	-
10:10	6.3	4.8	10:10	9.0	20.2	-
10:11	5.0	4.8	10:11	25.5	21.9	-
10:12	14.8	5.5	10:12	48.3	24.8	-
10:13	15.5	6.1	10:13	13.8	25.3	-
10:14	9.8	6.4	10:14	4.5	25.3	-
10:15	9.5	6.8	10:15	8.8	25.8	-
10:16	15.8	7.6	10:16	3.8	26.0	-
10:17	5.5	7.7	10:17	2.8	19.3	-
10:18	32.0	9.6	10:18	13.5	16.5	-
10:19	20.0	10.6	10:19	4.0	16.2	-
10:20	12.3	11.1	10:20	4.5	15.1	-
10:21	10.3	11.6	10:21	6.0	14.7	-
10:22	3.3	11.6	10:22	12.5	14.1	-
10:23	4.5	11.5	10:23	4.0	13.8	-
10:24	3.0	11.2	10:24	4.3	11.0	-
10:25	3.3	11.0	10:25	1.0	10.5	-
10:26	4.3	10.9	10:26	4.0	9.0	-
10:27	5.3	10.3	10:27	3.3	6.0	-
10:28	9.0	9.8	10:28	10.0	5.8	-
10:29	10.8	9.9	10:29	6.3	5.9	-
10:30	10.5	10.0	10:30	0.3	5.3	-

Grand Union Bowling Alley Site
BCP #360222
150 Westchester Avenue, Port Chester
October 17, 2024

PARTICULATE DATA						
Upwind			Downwind			Exceeds Particulate Alarm Limit
Time	Concentration (ug/m^3)	15-Min Avg Concentration (ug/m^3)	Time	Concentration (ug/m^3)	15-Min Avg Concentration (ug/m^3)	
10:31	4.8	9.2	10:31	2.3	5.2	-
10:32	7.0	9.3	10:32	13.0	5.9	-
10:33	4.5	7.5	10:33	4.0	5.3	-
10:34	15.5	7.2	10:34	15.8	6.1	-
10:35	12.8	7.2	10:35	14.5	6.7	-
10:36	21.5	8.0	10:36	0.0	6.3	-
10:37	6.5	8.2	10:37	20.0	6.8	-
10:38	4.0	8.2	10:38	9.8	7.2	-
10:39	4.5	8.3	10:39	1.8	7.1	-
10:40	6.3	8.5	10:40	3.0	7.2	-
10:41	3.0	8.4	10:41	3.8	7.2	-
10:42	3.3	8.3	10:42	16.8	8.1	-
10:43	4.5	8.0	10:43	11.0	8.1	-
10:44	3.0	7.4	10:44	4.0	8.0	-
10:45	2.8	6.9	10:45	31.5	10.1	-
10:46	10.5	7.3	10:46	36.8	12.4	-
10:47	4.8	7.2	10:47	8.3	12.1	-
10:48	4.5	7.2	10:48	14.0	12.7	-
10:49	8.0	6.7	10:49	19.8	13.0	-
10:50	6.3	6.2	10:50	5.5	12.4	-
10:51	7.0	5.3	10:51	1.3	12.5	-
10:52	3.3	5.0	10:52	6.5	11.6	-
10:53	4.3	5.1	10:53	3.0	11.1	-
10:54	3.5	5.0	10:54	27.5	12.8	-
10:55	5.0	4.9	10:55	5.3	13.0	-
10:56	5.5	5.1	10:56	2.3	12.9	-
10:57	6.5	5.3	10:57	2.0	11.9	-
10:58	7.0	5.5	10:58	0.3	11.2	-
10:59	9.8	5.9	10:59	0.5	11.0	-
11:00	4.3	6.0	11:00	61.3	12.9	-
11:01	4.5	5.6	11:01	15.5	11.5	-
11:02	3.3	5.5	11:02	4.0	11.2	-
11:03	5.3	5.6	11:03	21.0	11.7	-
11:04	4.8	5.3	11:04	73.0	15.3	-
11:05	3.0	5.1	11:05	55.3	18.6	-
11:06	4.8	5.0	11:06	32.5	20.7	-
11:07	3.0	5.0	11:07	48.0	23.4	-
11:08	3.0	4.9	11:08	31.3	25.3	-
11:09	5.8	5.0	11:09	49.0	26.7	-
11:10	6.8	5.1	11:10	33.0	28.6	-
11:11	5.8	5.2	11:11	60.3	32.5	-
11:12	4.0	5.0	11:12	20.8	33.7	-
11:13	3.0	4.7	11:13	14.5	34.7	-
11:14	7.3	4.6	11:14	8.5	35.2	-
11:15	8.5	4.8	11:15	10.3	31.8	-
11:16	9.3	5.2	11:16	41.5	33.5	-
11:17	11.8	5.7	11:17	7.8	33.8	-
11:18	5.8	5.8	11:18	9.8	33.0	-

Grand Union Bowling Alley Site
BCP #360222
150 Westchester Avenue, Port Chester
October 17, 2024

PARTICULATE DATA						
Upwind			Downwind			Exceeds Particulate Alarm Limit
Time	Concentration (ug/m^3)	15-Min Avg Concentration (ug/m^3)	Time	Concentration (ug/m^3)	15-Min Avg Concentration (ug/m^3)	
11:19	4.5	5.7	11:19	46.5	31.3	-
11:20	5.3	5.9	11:20	23.3	29.1	-
11:21	2.8	5.8	11:21	23.3	28.5	-
11:22	4.5	5.9	11:22	4.0	25.6	-
11:23	2.5	5.8	11:23	23.8	25.1	-
11:24	2.8	5.6	11:24	72.0	26.6	-
11:25	5.0	5.5	11:25	70.0	29.1	-
11:26	7.8	5.6	11:26	112.8	32.6	-
11:27	7.5	5.9	11:27	41.0	33.9	-
11:28	2.0	5.8	11:28	25.5	34.7	-
11:29	2.8	5.5	11:29	43.8	37.0	-
11:30	3.0	5.1	11:30	59.0	40.3	-
11:31	3.3	4.7	11:31	9.5	38.1	-
11:32	5.3	4.3	11:32	21.5	39.0	-
11:33	3.5	4.2	11:33	65.5	42.8	-
11:34	3.8	4.1	11:34	42.3	42.5	-
11:35	4.3	4.0	11:35	40.8	43.6	-
11:36	3.8	4.1	11:36	5.8	42.5	-
11:37	4.5	4.1	11:37	15.8	43.3	-
11:38	7.8	4.5	11:38	31.8	43.8	-
11:39	3.3	4.5	11:39	5.8	39.4	-
11:40	4.8	4.5	11:40	0.0	34.7	-
11:41	3.8	4.2	11:41	0.0	27.2	-
11:42	5.3	4.1	11:42	27.5	26.3	-
11:43	6.5	4.4	11:43	4.8	24.9	-
11:44	7.3	4.7	11:44	13.3	22.9	-
11:45	4.0	4.7	11:45	65.0	23.3	-
11:46	3.5	4.7	11:46	24.5	24.3	-
11:47	5.5	4.8	11:47	12.5	23.7	-
11:48	2.5	4.7	11:48	60.0	23.3	-
11:49	3.3	4.7	11:49	29.5	22.5	-
11:50	2.5	4.5	11:50	43.3	22.6	-
11:51	5.5	4.7	11:51	3.8	22.5	-
11:52	33.0	6.6	11:52	0.3	21.5	-
11:53	12.0	6.8	11:53	0.3	19.4	-
11:54	11.8	7.4	11:54	0.5	19.0	-
11:55	6.5	7.5	11:55	0.3	19.0	-
11:56	10.5	8.0	11:56	13.5	19.9	-
11:57	4.3	7.9	11:57	30.5	20.1	-
11:58	4.3	7.8	11:58	54.8	23.5	-
11:59	4.8	7.6	11:59	2.8	22.8	-
12:00	8.8	7.9	12:00	0.0	18.4	-
12:01	4.5	8.0	12:01	0.0	16.8	-
12:02	6.8	8.1	12:02	0.0	16.0	-
12:03	6.0	8.3	12:03	0.0	12.0	-
12:04	10.3	8.8	12:04	29.8	12.0	-
12:05	28.5	10.5	12:05	0.8	9.1	-
12:06	7.3	10.6	12:06	2.0	9.0	-

Grand Union Bowling Alley Site
BCP #360222
150 Westchester Avenue, Port Chester
October 17, 2024

PARTICULATE DATA						
Upwind			Downwind			Exceeds Particulate Alarm Limit
Time	Concentration (ug/m^3)	15-Min Avg Concentration (ug/m^3)	Time	Concentration (ug/m^3)	15-Min Avg Concentration (ug/m^3)	
12:07	9.0	9.0	12:07	8.5	9.6	-
12:08	11.5	9.0	12:08	4.3	9.8	-
12:09	20.8	9.6	12:09	9.3	10.4	-
12:10	24.0	10.7	12:10	8.0	10.9	-
12:11	11.5	10.8	12:11	12.8	10.9	-
12:12	5.0	10.9	12:12	4.5	9.2	-
12:13	6.8	11.0	12:13	0.5	5.5	-
12:14	4.3	11.0	12:14	3.0	5.6	-
12:15	3.8	10.7	12:15	0.0	5.6	-
12:16	3.8	10.6	12:16	1.3	5.6	-
12:17	3.3	10.4	12:17	2.3	5.8	-
12:18	3.5	10.2	12:18	17.3	6.9	-
12:19	5.8	9.9	12:19	4.0	5.2	-
12:20	5.3	8.4	12:20	0.0	5.2	-
12:21	22.8	9.4	12:21	-0.5	5.0	-
12:22	7.3	9.3	12:22	39.5	7.1	-
12:23	4.5	8.8	12:23	3.0	7.0	-
12:24	5.5	7.8	12:24	0.5	6.4	-
12:25	3.8	6.4	12:25	22.3	7.4	-
12:26	5.3	6.0	12:26	1.3	6.6	-
12:27	3.3	5.9	12:27	4.8	6.6	-
12:28	2.0	5.6	12:28	8.5	7.1	-
12:29	3.3	5.5	12:29	2.3	7.1	-
12:30	4.0	5.5	12:30	-0.3	7.1	-
12:31	2.8	5.5	12:31	-0.8	6.9	-
12:32	2.8	5.4	12:32	0.3	6.8	-
12:33	4.5	5.5	12:33	-0.5	5.6	-
12:34	10.5	5.8	12:34	0.0	5.4	-
12:35	4.3	5.8	12:35	0.3	5.4	-
12:36	3.8	4.5	12:36	0.0	5.4	-
12:37	4.0	4.3	12:37	0.0	2.8	-
12:38	3.0	4.2	12:38	0.3	2.6	-
12:39	3.8	4.1	12:39	0.3	2.6	-
12:40	3.8	4.1	12:40	0.0	1.1	-
12:41	4.3	4.0	12:41	0.0	1.0	-
12:42	4.0	4.0	12:42	-0.3	0.7	-
12:43	2.5	4.1	12:43	-1.0	0.0	-
12:44	3.3	4.1	12:44	-0.5	-0.2	-
12:45	2.3	4.0	12:45	-1.0	-0.2	-
12:46	3.5	4.0	12:46	-0.3	-0.2	-
12:47	2.8	4.0	12:47	-0.5	-0.2	-
12:48	4.0	4.0	12:48	-0.3	-0.2	-
12:49	3.3	3.5	12:49	-1.0	-0.3	-
12:50	2.8	3.4	12:50	-0.5	-0.3	-
12:51	3.0	3.3	12:51	-1.3	-0.4	-
12:52	4.0	3.3	12:52	-1.0	-0.5	-
12:53	2.0	3.3	12:53	18.3	0.7	-
12:54	2.3	3.2	12:54	4.3	1.0	-

Grand Union Bowling Alley Site
BCP #360222
150 Westchester Avenue, Port Chester
October 17, 2024

PARTICULATE DATA						
Upwind			Downwind			Exceeds Particulate Alarm Limit
Time	Concentration (ug/m^3)	15-Min Avg Concentration (ug/m^3)	Time	Concentration (ug/m^3)	15-Min Avg Concentration (ug/m^3)	
12:55	3.0	3.1	12:55	7.5	1.5	-
12:56	2.5	3.0	12:56	9.0	2.1	-
12:57	3.8	3.0	12:57	3.5	2.4	-
12:58	4.8	3.1	12:58	2.5	2.6	-
12:59	3.8	3.2	12:59	-0.5	2.6	-
13:00	4.5	3.3	13:00	-0.5	2.6	-
13:01	8.8	3.7	13:01	0.0	2.6	-
13:02	4.5	3.8	13:02	0.0	2.7	-
13:03	3.3	3.7	13:03	0.0	2.7	-
13:04	15.5	4.6	13:04	2.5	2.9	-
13:05	20.3	5.7	13:05	0.0	3.0	-
13:06	17.0	6.7	13:06	-0.5	3.0	-
13:07	36.3	8.8	13:07	-0.5	3.0	-
13:08	30.5	10.7	13:08	1.3	1.9	-
13:09	43.5	13.5	13:09	0.3	1.6	-
13:10	20.0	14.6	13:10	-0.3	1.1	-
13:11	7.0	14.9	13:11	5.5	0.9	-
13:12	5.5	15.0	13:12	0.0	0.7	-
13:13	7.0	15.2	13:13	1.0	0.6	-
13:14	3.8	15.2	13:14	0.5	0.6	-
13:15	14.0	15.8	13:15	11.3	1.4	-
13:16	26.3	17.0	13:16	0.0	1.4	-
13:17	17.8	17.8	13:17	0.0	1.4	-
13:18	6.0	18.0	13:18	-0.3	1.4	-
13:19	21.0	18.4	13:19	82.5	6.7	-
13:20	18.0	18.2	13:20	17.5	7.9	-
13:21	8.3	17.7	13:21	23.8	9.5	-
13:22	37.5	17.7	13:22	26.3	11.3	-
13:23	14.3	16.7	13:23	19.5	12.5	-
13:24	5.3	14.1	13:24	22.8	14.0	-
13:25	10.0	13.4	13:25	-0.3	14.0	-
13:26	29.5	14.9	13:26	16.5	14.7	-
13:27	10.3	15.3	13:27	19.8	16.1	-
13:28	8.8	15.4	13:28	0.0	16.0	-
13:29	10.5	15.8	13:29	9.0	16.6	-
13:30	4.8	15.2	13:30	20.5	17.2	-
13:31	5.5	13.8	13:31	20.8	18.6	-
13:32	5.8	13.0	13:32	24.0	20.2	-
13:33	3.5	12.9	13:33	18.5	21.4	-
13:34	3.3	11.7	13:34	32.5	18.1	-
13:35	3.0	10.7	13:35	31.3	19.0	-
13:36	7.3	10.6	13:36	50.8	20.8	-
13:37	12.5	8.9	13:37	13.3	19.9	-
13:38	6.5	8.4	13:38	15.3	19.6	-
13:39	59.5	12.0	13:39	6.0	18.5	-
13:40	36.3	13.8	13:40	6.5	19.0	-
13:41	20.5	13.2	13:41	4.3	18.2	-
13:42	14.0	13.4	13:42	3.0	17.0	-

Grand Union Bowling Alley Site
BCP #360222
150 Westchester Avenue, Port Chester
October 17, 2024

PARTICULATE DATA						
Upwind			Downwind			Exceeds Particulate Alarm Limit
Time	Concentration (ug/m^3)	15-Min Avg Concentration (ug/m^3)	Time	Concentration (ug/m^3)	15-Min Avg Concentration (ug/m^3)	
13:43	8.0	13.4	13:43	3.3	17.3	-
13:44	52.5	16.2	13:44	2.8	16.8	-
13:45	40.5	18.6	13:45	3.8	15.7	-
13:46	38.5	20.8	13:46	4.0	14.6	-
13:47	2.8	20.6	13:47	5.3	13.4	-
13:48	37.0	22.8	13:48	4.0	12.4	-
13:49	29.5	24.6	13:49	3.5	10.5	-
13:50	71.8	29.1	13:50	3.5	8.6	-
13:51	3.8	28.9	13:51	4.8	5.5	-
13:52	4.5	28.4	13:52	25.0	6.3	-
13:53	15.0	28.9	13:53	5.8	5.7	-
13:54	7.3	25.5	13:54	4.3	5.6	-
13:55	28.0	24.9	13:55	4.3	5.4	-
13:56	8.8	24.1	13:56	5.3	5.5	-
13:57	12.8	24.0	13:57	4.8	5.6	-
13:58	26.8	25.3	13:58	3.3	5.6	-
13:59	-0.3	21.8	13:59	12.3	6.2	-
14:00	12.5	19.9	14:00	6.0	6.4	-
14:01	35.5	19.7	14:01	10.3	6.8	-
14:02	7.5	20.0	14:02	6.0	6.9	-
14:03	17.8	18.7	14:03	7.3	7.1	-
14:04	12.0	17.6	14:04	4.8	7.2	-
14:05	5.8	13.2	14:05	17.8	8.1	-
14:06	41.5	15.7	14:06	4.3	8.1	-
14:07	32.5	17.6	14:07	4.0	6.7	-
14:08	16.8	17.7	14:08	4.0	6.6	-
14:09	38.3	19.7	14:09	61.5	10.4	-
14:10	103.0	24.7	14:10	24.3	11.7	-
14:11	38.0	26.7	14:11	85.0	17.0	-
14:12	51.8	29.3	14:12	12.3	17.5	-
14:13	23.8	29.1	14:13	26.8	19.1	-
14:14	14.5	30.1	14:14	12.0	19.1	-
14:15	208.3	43.1	14:15	5.0	19.0	-
14:16	1.5	40.9	14:16	43.0	21.2	-
14:17	-0.3	40.3	14:17	66.5	25.2	-
14:18	-0.8	39.1	14:18	34.8	27.1	-
14:19	1.5	38.4	14:19	6.3	27.2	-
14:20	0.0	38.0	14:20	3.8	26.2	-
14:21	-0.8	35.2	14:21	3.8	26.2	-
14:22	0.8	33.1	14:22	2.8	26.1	-
14:23	1.3	32.1	14:23	4.3	26.1	-
14:24	9.3	30.1	14:24	6.5	22.5	-
14:25	188.3	35.8	14:25	7.3	21.3	-
14:26	31.8	35.4	14:26	3.3	15.9	-
14:27	283.5	50.8	14:27	3.8	15.3	-
14:28	71.8	54.0	14:28	8.0	14.1	-
14:29	3.5	53.3	14:29	14.3	14.2	-
14:30	-0.3	39.4	14:30	3.8	14.1	-

Grand Union Bowling Alley Site
BCP #360222
150 Westchester Avenue, Port Chester
October 17, 2024

PARTICULATE DATA						
Upwind			Downwind			Exceeds Particulate Alarm Limit
Time	Concentration (ug/m^3)	15-Min Avg Concentration (ug/m^3)	Time	Concentration (ug/m^3)	15-Min Avg Concentration (ug/m^3)	
14:31	2.3	39.5	14:31	10.8	12.0	-
14:32	-0.5	39.4	14:32	7.5	8.0	-
14:33	-0.5	39.5	14:33	5.8	6.1	-
14:34	1.0	39.4	14:34	5.5	6.1	-
14:35	0.5	39.5	14:35	4.3	6.1	-
14:36	25.8	41.2	14:36	4.5	6.1	-
14:37	1.3	41.3	14:37	9.3	6.6	-
14:38	0.0	41.2	14:38	10.8	7.0	-
14:39	10.3	41.2	14:39	-0.3	6.6	-
14:40	7.0	29.2	14:40	8.5	6.6	-
14:41	6.0	27.4	14:41	0.3	6.4	-
14:42	9.0	9.1	14:42	0.5	6.2	-
14:43	7.5	4.9	14:43	1.5	5.8	-
14:44	11.0	5.4	14:44	13.0	5.7	-
14:45	12.5	6.2	14:45	0.5	5.5	-
14:46	12.5	6.9	14:46	9.5	5.4	-
14:47	58.3	10.8	14:47	0.0	4.9	-
14:48	10.0	11.5	14:48	0.0	4.5	-
14:49	8.8	12.0	14:49	2.0	4.3	-
14:50	12.5	12.8	14:50	12.8	4.9	-
14:51	11.8	11.9	14:51	0.3	4.6	-
14:52	14.0	12.7	14:52	6.5	4.4	-
14:53	8.5	13.3	14:53	13.8	4.6	-
14:54	7.3	13.1	14:54	7.3	5.1	-
14:55	12.3	13.5	14:55	10.5	5.2	-
14:56	8.5	13.6	14:56	0.3	5.2	-
14:57	18.0	14.2	14:57	-0.5	5.2	-
14:58	18.3	14.9	14:58	-0.3	5.0	-
14:59	14.8	15.2	14:59	0.0	4.2	-
15:00	11.3	15.1	15:00	-0.3	4.1	-
15:01	15.0	15.3	15:01	16.8	4.6	-
15:02	5.8	11.8	15:02	0.0	4.6	-
15:03	8.5	11.7	15:03	-0.5	4.6	-
15:04	23.8	12.7	15:04	8.8	5.0	-
15:05	9.3	12.5	15:05	-0.3	4.2	-
15:06	9.5	12.3	15:06	-0.3	4.1	-
15:07	10.0	12.0	15:07	0.8	3.7	-
15:08	7.8	12.0	15:08	-0.5	2.8	-
15:09	23.3	13.1	15:09	45.8	5.4	-
15:10	22.3	13.7	15:10	2.3	4.8	-
15:11	13.3	14.0	15:11	1.3	4.9	-
15:12	7.5	13.3	15:12	-0.3	4.9	-
15:13	5.3	12.5	15:13	3.0	5.1	-
15:14	10.0	12.2	15:14	16.5	6.2	-
15:15	10.8	12.1	15:15	2.3	6.4	-
15:16	8.3	11.7	15:16	0.3	5.3	-
15:17	25.8	13.0	15:17	-0.3	5.3	-
15:18	3.0	12.6	15:18	5.3	5.6	-

Grand Union Bowling Alley Site
BCP #360222
150 Westchester Avenue, Port Chester
October 17, 2024

PARTICULATE DATA						
Upwind			Downwind			Exceeds Particulate Alarm Limit
Time	Concentration (ug/m^3)	15-Min Avg Concentration (ug/m^3)	Time	Concentration (ug/m^3)	15-Min Avg Concentration (ug/m^3)	
15:19	3.5	11.3	15:19	9.0	5.7	-

Grand Union Bowling Alley Site
BCP #360222
150 Westchester Avenue, Port Chester
October 17, 2024

Thursday, October 17, 2024						
Number of Instances Where Downwind VOCs Exceeds Upwind VOCs + 5 =						0
Number of Comparable Data Points =						410
Start Time:						8:14
End Time:						15:19
PID DATA						
Upwind			Downwind			Exceeds VOC Alarm Limit
Time	Concentration (ppm)	15-Min Avg Concentration (ppm)	Time	Concentration (ppm)	15-Min Avg Concentration (ppm)	
8:14	0.0	-	8:14	-	-	-
8:15	0.0	-	8:15	0.0	-	-
8:16	0.0	-	8:16	0.0	-	-
8:17	0.0	-	8:17	0.0	-	-
8:18	0.0	-	8:18	0.0	-	-
8:19	0.0	-	8:19	0.0	-	-
8:20	0.0	-	8:20	0.0	-	-
8:21	0.0	-	8:21	0.0	-	-
8:22	0.0	-	8:22	0.0	-	-
8:23	0.0	-	8:23	0.0	-	-
8:24	0.0	-	8:24	0.0	-	-
8:25	0.0	-	8:25	0.0	-	-
8:26	0.0	-	8:26	0.0	-	-
8:27	0.0	-	8:27	0.0	-	-
8:28	0.0	-	8:28	0.0	-	-
8:29	0.0	0.0	8:29	0.0	-	-
8:30	0.0	0.0	8:30	0.0	0.0	-
8:31	0.0	0.0	8:31	0.0	0.0	-
8:32	0.0	0.0	8:32	0.0	0.0	-
8:33	0.0	0.0	8:33	0.0	0.0	-
8:34	0.0	0.0	8:34	0.0	0.0	-
8:35	0.0	0.0	8:35	0.0	0.0	-
8:36	0.0	0.0	8:36	0.0	0.0	-
8:37	0.0	0.0	8:37	0.0	0.0	-
8:38	0.0	0.0	8:38	0.0	0.0	-
8:39	0.0	0.0	8:39	0.0	0.0	-
8:40	0.0	0.0	8:40	0.0	0.0	-
8:41	0.0	0.0	8:41	0.0	0.0	-
8:42	0.0	0.0	8:42	0.0	0.0	-
8:43	0.0	0.0	8:43	0.0	0.0	-
8:44	0.0	0.0	8:44	0.0	0.0	-
8:45	0.0	0.0	8:45	0.0	0.0	-
8:46	0.0	0.0	8:46	0.0	0.0	-
8:47	0.0	0.0	8:47	0.0	0.0	-
8:48	0.0	0.0	8:48	0.0	0.0	-
8:49	0.0	0.0	8:49	0.0	0.0	-
8:50	0.0	0.0	8:50	0.0	0.0	-
8:51	0.0	0.0	8:51	0.0	0.0	-
8:52	0.0	0.0	8:52	0.0	0.0	-
8:53	0.0	0.0	8:53	0.0	0.0	-
8:54	0.0	0.0	8:54	0.0	0.0	-
8:55	0.0	0.0	8:55	0.0	0.0	-

Grand Union Bowling Alley Site
BCP #360222
150 Westchester Avenue, Port Chester
October 17, 2024

PID DATA						
Upwind			Downwind			
Time	Concentration (ppm)	15-Min Avg Concentration (ppm)	Time	Concentration (ppm)	15-Min Avg Concentration (ppm)	Exceeds VOC Alarm Limit
8:56	0.0	0.0	8:56	0.0	0.0	-
8:57	0.0	0.0	8:57	0.0	0.0	-
8:58	0.0	0.0	8:58	0.0	0.0	-
8:59	0.0	0.0	8:59	0.0	0.0	-
9:00	0.0	0.0	9:00	0.0	0.0	-
9:01	0.0	0.0	9:01	0.0	0.0	-
9:02	0.0	0.0	9:02	0.0	0.0	-
9:03	0.0	0.0	9:03	0.0	0.0	-
9:04	0.0	0.0	9:04	0.0	0.0	-
9:05	0.0	0.0	9:05	0.0	0.0	-
9:06	0.0	0.0	9:06	0.0	0.0	-
9:07	0.0	0.0	9:07	0.0	0.0	-
9:08	0.0	0.0	9:08	0.0	0.0	-
9:09	0.0	0.0	9:09	0.0	0.0	-
9:10	0.0	0.0	9:10	0.0	0.0	-
9:11	0.0	0.0	9:11	0.0	0.0	-
9:12	0.0	0.0	9:12	0.0	0.0	-
9:13	0.0	0.0	9:13	0.0	0.0	-
9:14	0.0	0.0	9:14	0.0	0.0	-
9:15	0.0	0.0	9:15	0.0	0.0	-
9:16	0.0	0.0	9:16	0.0	0.0	-
9:17	0.0	0.0	9:17	0.0	0.0	-
9:18	0.0	0.0	9:18	0.0	0.0	-
9:19	0.0	0.0	9:19	0.0	0.0	-
9:20	0.0	0.0	9:20	0.0	0.0	-
9:21	0.0	0.0	9:21	0.0	0.0	-
9:22	0.0	0.0	9:22	0.0	0.0	-
9:23	0.0	0.0	9:23	0.0	0.0	-
9:24	0.0	0.0	9:24	0.0	0.0	-
9:25	0.0	0.0	9:25	0.0	0.0	-
9:26	0.0	0.0	9:26	0.0	0.0	-
9:27	0.0	0.0	9:27	0.0	0.0	-
9:28	0.0	0.0	9:28	0.0	0.0	-
9:29	0.0	0.0	9:29	0.0	0.0	-
9:30	0.0	0.0	9:30	0.0	0.0	-
9:31	0.0	0.0	9:31	0.0	0.0	-
9:32	0.0	0.0	9:32	0.0	0.0	-
9:33	0.0	0.0	9:33	0.0	0.0	-
9:34	0.0	0.0	9:34	0.0	0.0	-
9:35	0.0	0.0	9:35	0.0	0.0	-
9:36	0.0	0.0	9:36	0.0	0.0	-
9:37	0.0	0.0	9:37	0.0	0.0	-
9:38	0.0	0.0	9:38	0.0	0.0	-
9:39	0.0	0.0	9:39	0.0	0.0	-
9:40	0.0	0.0	9:40	0.0	0.0	-
9:41	0.0	0.0	9:41	0.0	0.0	-
9:42	0.0	0.0	9:42	0.0	0.0	-
9:43	0.0	0.0	9:43	0.0	0.0	-

Grand Union Bowling Alley Site
BCP #360222
150 Westchester Avenue, Port Chester
October 17, 2024

PID DATA						
Upwind			Downwind			
Time	Concentration (ppm)	15-Min Avg Concentration (ppm)	Time	Concentration (ppm)	15-Min Avg Concentration (ppm)	Exceeds VOC Alarm Limit
9:44	0.0	0.0	9:44	0.0	0.0	-
9:45	0.0	0.0	9:45	0.0	0.0	-
9:46	0.0	0.0	9:46	0.0	0.0	-
9:47	0.0	0.0	9:47	0.0	0.0	-
9:48	0.0	0.0	9:48	0.0	0.0	-
9:49	0.0	0.0	9:49	0.0	0.0	-
9:50	0.0	0.0	9:50	0.0	0.0	-
9:51	0.0	0.0	9:51	0.0	0.0	-
9:52	0.0	0.0	9:52	0.0	0.0	-
9:53	0.0	0.0	9:53	0.0	0.0	-
9:54	0.0	0.0	9:54	0.0	0.0	-
9:55	0.0	0.0	9:55	0.0	0.0	-
9:56	0.0	0.0	9:56	0.0	0.0	-
9:57	0.0	0.0	9:57	0.0	0.0	-
9:58	0.0	0.0	9:58	0.0	0.0	-
9:59	0.0	0.0	9:59	0.0	0.0	-
10:00	0.0	0.0	10:00	0.0	0.0	-
10:01	0.0	0.0	10:01	0.0	0.0	-
10:02	0.0	0.0	10:02	0.0	0.0	-
10:03	0.0	0.0	10:03	0.0	0.0	-
10:04	0.0	0.0	10:04	0.0	0.0	-
10:05	0.0	0.0	10:05	0.0	0.0	-
10:06	0.0	0.0	10:06	0.0	0.0	-
10:07	0.0	0.0	10:07	0.0	0.0	-
10:08	0.0	0.0	10:08	0.0	0.0	-
10:09	0.0	0.0	10:09	0.0	0.0	-
10:10	0.0	0.0	10:10	0.0	0.0	-
10:11	0.0	0.0	10:11	0.0	0.0	-
10:12	0.0	0.0	10:12	0.0	0.0	-
10:13	0.0	0.0	10:13	0.0	0.0	-
10:14	0.0	0.0	10:14	0.0	0.0	-
10:15	0.0	0.0	10:15	0.0	0.0	-
10:16	0.0	0.0	10:16	0.0	0.0	-
10:17	0.0	0.0	10:17	0.0	0.0	-
10:18	0.0	0.0	10:18	0.0	0.0	-
10:19	0.0	0.0	10:19	0.0	0.0	-
10:20	0.0	0.0	10:20	0.0	0.0	-
10:21	0.0	0.0	10:21	0.0	0.0	-
10:22	0.0	0.0	10:22	0.0	0.0	-
10:23	0.0	0.0	10:23	0.0	0.0	-
10:24	0.0	0.0	10:24	0.0	0.0	-
10:25	0.0	0.0	10:25	0.0	0.0	-
10:26	0.0	0.0	10:26	0.0	0.0	-
10:27	0.0	0.0	10:27	0.0	0.0	-
10:28	0.0	0.0	10:28	0.0	0.0	-
10:29	0.0	0.0	10:29	0.0	0.0	-
10:30	0.0	0.0	10:30	0.0	0.0	-
10:31	0.0	0.0	10:31	0.0	0.0	-

Grand Union Bowling Alley Site
BCP #360222
150 Westchester Avenue, Port Chester
October 17, 2024

PID DATA						
Upwind			Downwind			
Time	Concentration (ppm)	15-Min Avg Concentration (ppm)	Time	Concentration (ppm)	15-Min Avg Concentration (ppm)	Exceeds VOC Alarm Limit
10:32	0.0	0.0	10:32	0.0	0.0	-
10:33	0.0	0.0	10:33	0.0	0.0	-
10:34	0.0	0.0	10:34	0.0	0.0	-
10:35	0.0	0.0	10:35	0.0	0.0	-
10:36	0.0	0.0	10:36	0.0	0.0	-
10:37	0.0	0.0	10:37	0.0	0.0	-
10:38	0.0	0.0	10:38	0.0	0.0	-
10:39	0.0	0.0	10:39	0.0	0.0	-
10:40	0.0	0.0	10:40	0.0	0.0	-
10:41	0.0	0.0	10:41	0.0	0.0	-
10:42	0.0	0.0	10:42	0.0	0.0	-
10:43	0.0	0.0	10:43	0.0	0.0	-
10:44	0.0	0.0	10:44	0.0	0.0	-
10:45	0.0	0.0	10:45	0.0	0.0	-
10:46	0.0	0.0	10:46	0.0	0.0	-
10:47	0.0	0.0	10:47	0.0	0.0	-
10:48	0.0	0.0	10:48	0.0	0.0	-
10:49	0.0	0.0	10:49	0.0	0.0	-
10:50	0.0	0.0	10:50	0.0	0.0	-
10:51	0.0	0.0	10:51	0.0	0.0	-
10:52	0.0	0.0	10:52	0.0	0.0	-
10:53	0.0	0.0	10:53	0.0	0.0	-
10:54	0.0	0.0	10:54	0.0	0.0	-
10:55	0.0	0.0	10:55	0.0	0.0	-
10:56	0.0	0.0	10:56	0.0	0.0	-
10:57	0.0	0.0	10:57	0.0	0.0	-
10:58	0.0	0.0	10:58	0.0	0.0	-
10:59	0.0	0.0	10:59	0.0	0.0	-
11:00	0.0	0.0	11:00	0.0	0.0	-
11:01	0.0	0.0	11:01	0.0	0.0	-
11:02	0.0	0.0	11:02	0.0	0.0	-
11:03	0.0	0.0	11:03	0.0	0.0	-
11:04	0.0	0.0	11:04	0.0	0.0	-
11:05	0.0	0.0	11:05	0.0	0.0	-
11:06	0.0	0.0	11:06	0.0	0.0	-
11:07	0.0	0.0	11:07	0.0	0.0	-
11:08	0.0	0.0	11:08	0.0	0.0	-
11:09	0.0	0.0	11:09	0.0	0.0	-
11:10	0.0	0.0	11:10	0.0	0.0	-
11:11	0.0	0.0	11:11	0.0	0.0	-
11:12	0.0	0.0	11:12	0.0	0.0	-
11:13	0.0	0.0	11:13	0.0	0.0	-
11:14	0.0	0.0	11:14	0.0	0.0	-
11:15	0.0	0.0	11:15	0.0	0.0	-
11:16	0.0	0.0	11:16	0.0	0.0	-
11:17	0.0	0.0	11:17	0.0	0.0	-
11:18	0.0	0.0	11:18	0.0	0.0	-
11:19	0.0	0.0	11:19	0.0	0.0	-

Grand Union Bowling Alley Site
BCP #360222
150 Westchester Avenue, Port Chester
October 17, 2024

PID DATA						
Upwind			Downwind			
Time	Concentration (ppm)	15-Min Avg Concentration (ppm)	Time	Concentration (ppm)	15-Min Avg Concentration (ppm)	Exceeds VOC Alarm Limit
11:20	0.0	0.0	11:20	0.0	0.0	-
11:21	0.0	0.0	11:21	0.0	0.0	-
11:22	0.0	0.0	11:22	0.0	0.0	-
11:23	0.0	0.0	11:23	0.0	0.0	-
11:24	0.0	0.0	11:24	0.0	0.0	-
11:25	0.0	0.0	11:25	0.0	0.0	-
11:26	0.0	0.0	11:26	0.0	0.0	-
11:27	0.0	0.0	11:27	0.0	0.0	-
11:28	0.0	0.0	11:28	0.0	0.0	-
11:29	0.0	0.0	11:29	0.0	0.0	-
11:30	0.0	0.0	11:30	0.0	0.0	-
11:31	0.0	0.0	11:31	0.0	0.0	-
11:32	0.0	0.0	11:32	0.0	0.0	-
11:33	0.0	0.0	11:33	0.0	0.0	-
11:34	0.0	0.0	11:34	0.0	0.0	-
11:35	0.0	0.0	11:35	0.0	0.0	-
11:36	0.0	0.0	11:36	0.0	0.0	-
11:37	0.0	0.0	11:37	0.0	0.0	-
11:38	0.0	0.0	11:38	0.0	0.0	-
11:39	0.0	0.0	11:39	0.0	0.0	-
11:40	0.0	0.0	11:40	0.0	0.0	-
11:41	0.0	0.0	11:41	0.0	0.0	-
11:42	0.0	0.0	11:42	0.0	0.0	-
11:43	0.0	0.0	11:43	0.0	0.0	-
11:44	0.0	0.0	11:44	0.0	0.0	-
11:45	0.0	0.0	11:45	0.0	0.0	-
11:46	0.0	0.0	11:46	0.0	0.0	-
11:47	0.0	0.0	11:47	0.0	0.0	-
11:48	0.0	0.0	11:48	0.0	0.0	-
11:49	0.0	0.0	11:49	0.0	0.0	-
11:50	0.0	0.0	11:50	0.0	0.0	-
11:51	0.0	0.0	11:51	0.0	0.0	-
11:52	0.0	0.0	11:52	0.0	0.0	-
11:53	0.0	0.0	11:53	0.0	0.0	-
11:54	0.0	0.0	11:54	0.0	0.0	-
11:55	0.0	0.0	11:55	0.0	0.0	-
11:56	0.0	0.0	11:56	0.0	0.0	-
11:57	0.0	0.0	11:57	0.0	0.0	-
11:58	0.0	0.0	11:58	0.0	0.0	-
11:59	0.0	0.0	11:59	0.0	0.0	-
12:00	0.0	0.0	12:00	0.0	0.0	-
12:01	0.0	0.0	12:01	0.0	0.0	-
12:02	0.0	0.0	12:02	0.0	0.0	-
12:03	0.0	0.0	12:03	0.0	0.0	-
12:04	0.0	0.0	12:04	0.0	0.0	-
12:05	0.0	0.0	12:05	0.0	0.0	-
12:06	0.0	0.0	12:06	0.0	0.0	-
12:07	0.0	0.0	12:07	0.0	0.0	-

Grand Union Bowling Alley Site
BCP #360222
150 Westchester Avenue, Port Chester
October 17, 2024

PID DATA						
Upwind			Downwind			
Time	Concentration (ppm)	15-Min Avg Concentration (ppm)	Time	Concentration (ppm)	15-Min Avg Concentration (ppm)	Exceeds VOC Alarm Limit
12:08	0.0	0.0	12:08	0.0	0.0	-
12:09	0.0	0.0	12:09	0.0	0.0	-
12:10	0.0	0.0	12:10	0.0	0.0	-
12:11	0.0	0.0	12:11	0.0	0.0	-
12:12	0.0	0.0	12:12	0.0	0.0	-
12:13	0.0	0.0	12:13	0.0	0.0	-
12:14	0.0	0.0	12:14	0.0	0.0	-
12:15	0.0	0.0	12:15	0.0	0.0	-
12:16	0.0	0.0	12:16	0.0	0.0	-
12:17	0.0	0.0	12:17	0.0	0.0	-
12:18	0.0	0.0	12:18	0.0	0.0	-
12:19	0.0	0.0	12:19	0.0	0.0	-
12:20	0.0	0.0	12:20	0.0	0.0	-
12:21	0.0	0.0	12:21	0.0	0.0	-
12:22	0.0	0.0	12:22	0.0	0.0	-
12:23	0.0	0.0	12:23	0.0	0.0	-
12:24	0.0	0.0	12:24	0.0	0.0	-
12:25	0.0	0.0	12:25	0.0	0.0	-
12:26	0.0	0.0	12:26	0.0	0.0	-
12:27	0.0	0.0	12:27	0.0	0.0	-
12:28	0.0	0.0	12:28	0.0	0.0	-
12:29	0.0	0.0	12:29	0.0	0.0	-
12:30	0.0	0.0	12:30	0.0	0.0	-
12:31	0.0	0.0	12:31	0.0	0.0	-
12:32	0.0	0.0	12:32	0.0	0.0	-
12:33	0.0	0.0	12:33	0.0	0.0	-
12:34	0.0	0.0	12:34	0.0	0.0	-
12:35	0.0	0.0	12:35	0.0	0.0	-
12:36	0.0	0.0	12:36	0.0	0.0	-
12:37	0.0	0.0	12:37	0.0	0.0	-
12:38	0.0	0.0	12:38	0.0	0.0	-
12:39	0.0	0.0	12:39	0.0	0.0	-
12:40	0.0	0.0	12:40	0.0	0.0	-
12:41	0.0	0.0	12:41	0.0	0.0	-
12:42	0.0	0.0	12:42	0.0	0.0	-
12:43	0.0	0.0	12:43	0.0	0.0	-
12:44	0.0	0.0	12:44	0.0	0.0	-
12:45	0.0	0.0	12:45	0.0	0.0	-
12:46	0.0	0.0	12:46	0.0	0.0	-
12:47	0.0	0.0	12:47	0.0	0.0	-
12:48	0.0	0.0	12:48	0.0	0.0	-
12:49	0.0	0.0	12:49	0.0	0.0	-
12:50	0.0	0.0	12:50	0.0	0.0	-
12:51	0.0	0.0	12:51	0.0	0.0	-
12:52	0.0	0.0	12:52	0.0	0.0	-
12:53	0.0	0.0	12:53	0.0	0.0	-
12:54	0.0	0.0	12:54	0.0	0.0	-
12:55	0.0	0.0	12:55	0.0	0.0	-

Grand Union Bowling Alley Site
BCP #360222
150 Westchester Avenue, Port Chester
October 17, 2024

PID DATA						
Upwind			Downwind			
Time	Concentration (ppm)	15-Min Avg Concentration (ppm)	Time	Concentration (ppm)	15-Min Avg Concentration (ppm)	Exceeds VOC Alarm Limit
12:56	0.0	0.0	12:56	0.0	0.0	-
12:57	0.0	0.0	12:57	0.0	0.0	-
12:58	0.0	0.0	12:58	0.0	0.0	-
12:59	0.0	0.0	12:59	0.0	0.0	-
13:00	0.0	0.0	13:00	0.0	0.0	-
13:01	0.0	0.0	13:01	0.0	0.0	-
13:02	0.0	0.0	13:02	0.0	0.0	-
13:03	0.0	0.0	13:03	0.0	0.0	-
13:04	0.0	0.0	13:04	0.0	0.0	-
13:05	0.0	0.0	13:05	0.0	0.0	-
13:06	0.0	0.0	13:06	0.0	0.0	-
13:07	0.0	0.0	13:07	0.0	0.0	-
13:08	0.0	0.0	13:08	0.0	0.0	-
13:09	0.0	0.0	13:09	0.0	0.0	-
13:10	0.0	0.0	13:10	0.0	0.0	-
13:11	0.0	0.0	13:11	0.0	0.0	-
13:12	0.0	0.0	13:12	0.0	0.0	-
13:13	0.0	0.0	13:13	0.0	0.0	-
13:14	0.0	0.0	13:14	0.0	0.0	-
13:15	0.0	0.0	13:15	0.0	0.0	-
13:16	0.0	0.0	13:16	0.0	0.0	-
13:17	0.0	0.0	13:17	0.0	0.0	-
13:18	0.0	0.0	13:18	0.0	0.0	-
13:19	0.0	0.0	13:19	0.0	0.0	-
13:20	0.0	0.0	13:20	0.0	0.0	-
13:21	0.0	0.0	13:21	0.0	0.0	-
13:22	0.0	0.0	13:22	0.0	0.0	-
13:23	0.0	0.0	13:23	0.0	0.0	-
13:24	0.0	0.0	13:24	0.0	0.0	-
13:25	0.0	0.0	13:25	0.0	0.0	-
13:26	0.0	0.0	13:26	0.0	0.0	-
13:27	0.0	0.0	13:27	0.0	0.0	-
13:28	0.0	0.0	13:28	0.0	0.0	-
13:29	0.0	0.0	13:29	0.0	0.0	-
13:30	0.0	0.0	13:30	0.0	0.0	-
13:31	0.0	0.0	13:31	0.0	0.0	-
13:32	0.0	0.0	13:32	0.0	0.0	-
13:33	0.0	0.0	13:33	0.0	0.0	-
13:34	0.0	0.0	13:34	0.0	0.0	-
13:35	0.0	0.0	13:35	0.0	0.0	-
13:36	0.0	0.0	13:36	0.0	0.0	-
13:37	0.0	0.0	13:37	0.0	0.0	-
13:38	0.0	0.0	13:38	0.0	0.0	-
13:39	0.0	0.0	13:39	0.0	0.0	-
13:40	0.0	0.0	13:40	0.0	0.0	-
13:41	0.0	0.0	13:41	0.0	0.0	-
13:42	0.0	0.0	13:42	0.0	0.0	-
13:43	0.0	0.0	13:43	0.0	0.0	-

Grand Union Bowling Alley Site
BCP #360222
150 Westchester Avenue, Port Chester
October 17, 2024

PID DATA						
Upwind			Downwind			
Time	Concentration (ppm)	15-Min Avg Concentration (ppm)	Time	Concentration (ppm)	15-Min Avg Concentration (ppm)	Exceeds VOC Alarm Limit
13:44	0.0	0.0	13:44	0.0	0.0	-
13:45	0.0	0.0	13:45	0.0	0.0	-
13:46	0.0	0.0	13:46	0.0	0.0	-
13:47	0.0	0.0	13:47	0.0	0.0	-
13:48	0.0	0.0	13:48	0.0	0.0	-
13:49	0.0	0.0	13:49	0.0	0.0	-
13:50	0.0	0.0	13:50	0.0	0.0	-
13:51	0.0	0.0	13:51	0.0	0.0	-
13:52	0.0	0.0	13:52	0.0	0.0	-
13:53	0.0	0.0	13:53	0.0	0.0	-
13:54	0.0	0.0	13:54	0.0	0.0	-
13:55	0.0	0.0	13:55	0.0	0.0	-
13:56	0.0	0.0	13:56	0.0	0.0	-
13:57	0.0	0.0	13:57	0.0	0.0	-
13:58	0.0	0.0	13:58	0.0	0.0	-
13:59	0.0	0.0	13:59	0.0	0.0	-
14:00	0.0	0.0	14:00	0.0	0.0	-
14:01	0.0	0.0	14:01	0.0	0.0	-
14:02	0.0	0.0	14:02	0.0	0.0	-
14:03	0.0	0.0	14:03	0.0	0.0	-
14:04	0.0	0.0	14:04	0.0	0.0	-
14:05	0.0	0.0	14:05	0.0	0.0	-
14:06	0.0	0.0	14:06	0.0	0.0	-
14:07	0.0	0.0	14:07	0.0	0.0	-
14:08	0.0	0.0	14:08	0.0	0.0	-
14:09	0.0	0.0	14:09	0.0	0.0	-
14:10	0.0	0.0	14:10	0.0	0.0	-
14:11	0.0	0.0	14:11	0.0	0.0	-
14:12	0.0	0.0	14:12	0.0	0.0	-
14:13	0.0	0.0	14:13	0.0	0.0	-
14:14	0.0	0.0	14:14	0.0	0.0	-
14:15	0.0	0.0	14:15	0.0	0.0	-
14:16	0.0	0.0	14:16	0.0	0.0	-
14:17	0.0	0.0	14:17	0.0	0.0	-
14:18	0.0	0.0	14:18	0.0	0.0	-
14:19	0.0	0.0	14:19	0.0	0.0	-
14:20	0.0	0.0	14:20	0.0	0.0	-
14:21	0.0	0.0	14:21	0.0	0.0	-
14:22	0.0	0.0	14:22	0.0	0.0	-
14:23	0.0	0.0	14:23	0.0	0.0	-
14:24	0.0	0.0	14:24	0.0	0.0	-
14:25	0.0	0.0	14:25	0.0	0.0	-
14:26	0.0	0.0	14:26	0.0	0.0	-
14:27	0.0	0.0	14:27	0.0	0.0	-
14:28	0.0	0.0	14:28	0.0	0.0	-
14:29	0.0	0.0	14:29	0.0	0.0	-
14:30	0.0	0.0	14:30	0.0	0.0	-
14:31	0.0	0.0	14:31	0.0	0.0	-

Grand Union Bowling Alley Site
BCP #360222
150 Westchester Avenue, Port Chester
October 17, 2024

PID DATA						
Upwind			Downwind			
Time	Concentration (ppm)	15-Min Avg Concentration (ppm)	Time	Concentration (ppm)	15-Min Avg Concentration (ppm)	Exceeds VOC Alarm Limit
14:32	0.0	0.0	14:32	0.0	0.0	-
14:33	0.0	0.0	14:33	0.0	0.0	-
14:34	0.0	0.0	14:34	0.0	0.0	-
14:35	0.0	0.0	14:35	0.0	0.0	-
14:36	0.0	0.0	14:36	0.0	0.0	-
14:37	0.0	0.0	14:37	0.0	0.0	-
14:38	0.0	0.0	14:38	0.0	0.0	-
14:39	0.0	0.0	14:39	0.0	0.0	-
14:40	0.0	0.0	14:40	0.0	0.0	-
14:41	0.0	0.0	14:41	0.0	0.0	-
14:42	0.0	0.0	14:42	0.0	0.0	-
14:43	0.0	0.0	14:43	0.0	0.0	-
14:44	0.0	0.0	14:44	0.0	0.0	-
14:45	0.0	0.0	14:45	0.0	0.0	-
14:46	0.0	0.0	14:46	0.0	0.0	-
14:47	0.0	0.0	14:47	0.0	0.0	-
14:48	0.0	0.0	14:48	0.0	0.0	-
14:49	0.0	0.0	14:49	0.0	0.0	-
14:50	0.0	0.0	14:50	0.0	0.0	-
14:51	0.0	0.0	14:51	0.0	0.0	-
14:52	0.0	0.0	14:52	0.0	0.0	-
14:53	0.0	0.0	14:53	0.0	0.0	-
14:54	0.0	0.0	14:54	0.0	0.0	-
14:55	0.0	0.0	14:55	0.0	0.0	-
14:56	0.0	0.0	14:56	0.0	0.0	-
14:57	0.0	0.0	14:57	0.0	0.0	-
14:58	0.0	0.0	14:58	0.0	0.0	-
14:59	0.0	0.0	14:59	0.0	0.0	-
15:00	0.0	0.0	15:00	0.0	0.0	-
15:01	0.0	0.0	15:01	0.0	0.0	-
15:02	0.0	0.0	15:02	0.0	0.0	-
15:03	0.0	0.0	15:03	0.0	0.0	-
15:04	0.0	0.0	15:04	0.0	0.0	-
15:05	0.0	0.0	15:05	0.0	0.0	-
15:06	0.0	0.0	15:06	0.0	0.0	-
15:07	0.0	0.0	15:07	0.0	0.0	-
15:08	0.0	0.0	15:08	0.0	0.0	-
15:09	0.0	0.0	15:09	0.0	0.0	-
15:10	0.0	0.0	15:10	0.0	0.0	-
15:11	0.0	0.0	15:11	0.0	0.0	-
15:12	0.0	0.0	15:12	0.0	0.0	-
15:13	0.0	0.0	15:13	0.0	0.0	-
15:14	0.0	0.0	15:14	0.0	0.0	-
15:15	0.0	0.0	15:15	0.0	0.0	-
15:16	0.0	0.0	15:16	0.0	0.0	-
15:17	0.0	0.0	15:17	0.0	0.0	-
15:18	0.0	0.0	15:18	0.0	0.0	-
15:19	0.0	0.0	15:19	0.0	0.0	-

SESI CONSULTING ENGINEERS

959 US-46 Floor 3, Suite 300 - Parsippany-Troy Hills, NJ

DAILY AIR MONITORING REPORT
150 Westchester Avenue
Port Chester, New York

10/18/2024

Rev. No. 0 | Page 1 of 2

Project Number: 11895A

Dust Action Level: 150 µg/m^3

VOC Action Level: 5 ppm

Weather Data Range for Work Day		Wind Direction	N	Relative Humidity (%)	31.0 - 69.0	Daily Rain Total (in)	0.00	Readings in the summary table and graphs below are the reported downwind concentrations.
Temperature (°F)	49.0 - 67.0	Wind Speed (MPH)	2.4 - 7.6	Barometer (inHg)	30.30 - 30.50	Avg. Dew Point Temp (°F)	37.2	

Station Location	Daily Avg. Dust Concentration (µg/m^3)	Max 15-Min Dust Concentration (µg/m^3)	Time of Max Dust Reading	Daily Avg. VOC Concentration (ppm)	Max 15-Min VOC Concentration (ppm)	Time of Max VOC Reading
Upwind	6.1	17.0	15:19	0.0	0.0	8:46
Downwind	2.0	8.1	14:29	0.0	0.0	8:47

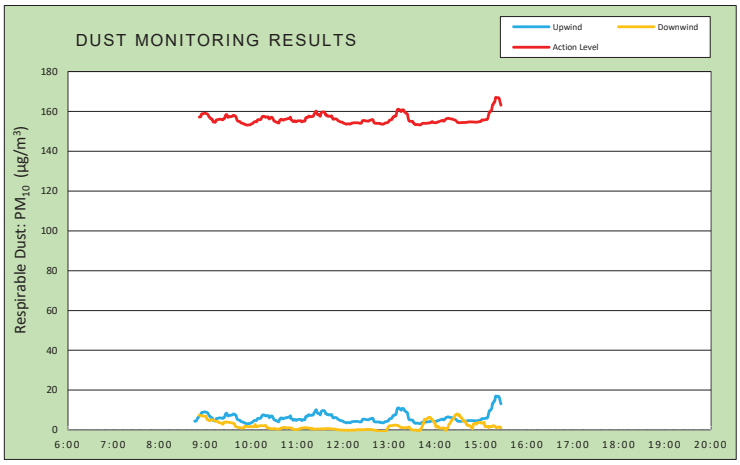

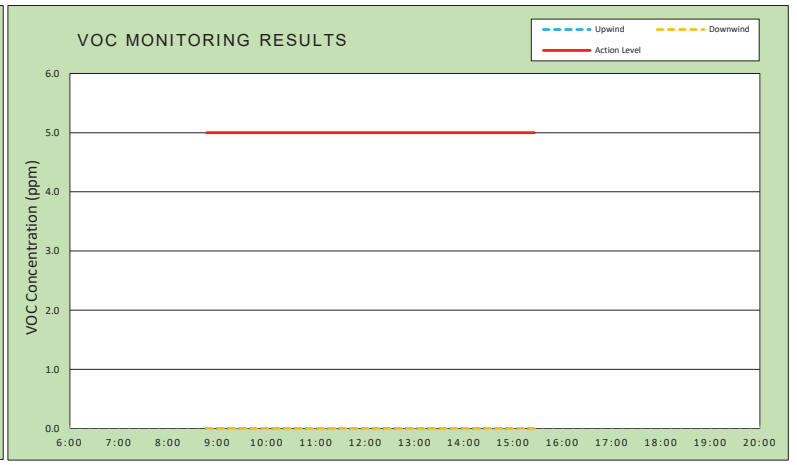

Air Monitoring Notes:

Weather Notes:

EMILCOTT
A Triumvirate Environmental Company

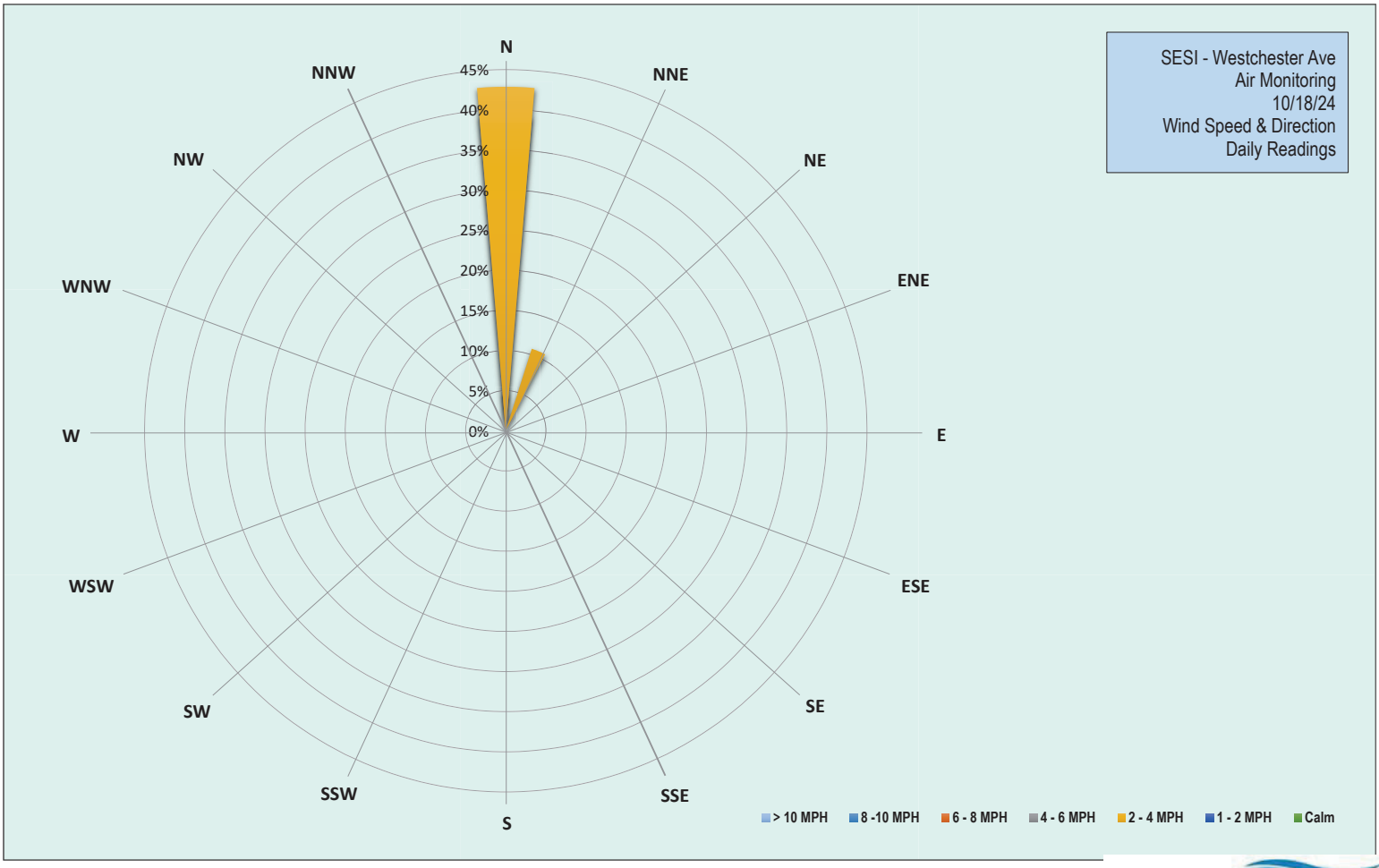

EMILCOTT
A Triumvirate Environmental Company

Grand Union Bowling Alley Site
BCP #360222
150 Westchester Avenue, Port Chester
October 18, 2024

Friday, October 18, 2024						
Number of Instances Where Downwind Particulates Exceeds Upwind Particulate + 150 =						0
Number of Comparable Data Points =						395
Start Time:						8:31
End Time:						15:26
PARTICULATE DATA						
Upwind			Downwind			Exceeds Particulate Alarm Limit
Time	Concentration (ug/m^3)	15-Min Avg Concentration (ug/m^3)	Time	Concentration (ug/m^3)	15-Min Avg Concentration (ug/m^3)	
8:31	5.0	-	8:31	-	-	-
8:32	6.5	-	8:32	-	-	-
8:33	4.8	-	8:33	-	-	-
8:34	4.3	-	8:34	-	-	-
8:35	3.0	-	8:35	-	-	-
8:36	3.8	-	8:36	-	-	-
8:37	4.0	-	8:37	3.8	-	-
8:38	4.0	-	8:38	10.5	-	-
8:39	4.3	-	8:39	5.3	-	-
8:40	3.8	-	8:40	4.8	-	-
8:41	4.3	-	8:41	7.5	-	-
8:42	6.3	-	8:42	6.0	-	-
8:43	3.5	-	8:43	4.5	-	-
8:44	4.5	-	8:44	5.8	-	-
8:45	3.8	-	8:45	5.3	-	-
8:46	6.8	4.5	8:46	4.3	-	-
8:47	4.5	4.4	8:47	27.8	-	-
8:48	8.3	4.6	8:48	8.0	-	-
8:49	13.3	5.2	8:49	9.3	-	-
8:50	16.8	6.1	8:50	5.3	-	-
8:51	6.3	6.3	8:51	5.0	-	-
8:52	17.5	7.2	8:52	4.5	7.6	-
8:53	5.3	7.3	8:53	4.5	7.2	-
8:54	5.5	7.3	8:54	4.0	7.1	-
8:55	25.0	8.8	8:55	6.5	7.2	-
8:56	5.0	8.8	8:56	4.5	7.0	-
8:57	6.5	8.8	8:57	5.3	7.0	-
8:58	7.0	9.1	8:58	5.0	7.0	-
8:59	4.5	9.1	8:59	4.3	6.9	-
9:00	4.0	9.1	9:00	3.5	6.8	-
9:01	4.0	8.9	9:01	4.8	6.8	-
9:02	3.3	8.8	9:02	6.5	5.4	-
9:03	4.0	8.5	9:03	5.5	5.2	-
9:04	3.8	7.9	9:04	3.8	4.9	-
9:05	4.5	7.1	9:05	3.8	4.8	-
9:06	4.3	6.9	9:06	3.5	4.7	-
9:07	7.0	6.2	9:07	9.8	5.0	-
9:08	4.3	6.2	9:08	6.0	5.1	-
9:09	4.3	6.1	9:09	4.5	5.1	-
9:10	5.3	4.8	9:10	4.0	5.0	-
9:11	3.8	4.7	9:11	2.5	4.8	-
9:12	5.3	4.6	9:12	2.0	4.6	-

Grand Union Bowling Alley Site
BCP #360222
150 Westchester Avenue, Port Chester
October 18, 2024

PARTICULATE DATA						
Upwind			Downwind			Exceeds Particulate Alarm Limit
Time	Concentration (ug/m^3)	15-Min Avg Concentration (ug/m^3)	Time	Concentration (ug/m^3)	15-Min Avg Concentration (ug/m^3)	
9:13	5.8	4.5	9:13	3.5	4.5	-
9:14	20.3	5.6	9:14	2.3	4.4	-
9:15	7.3	5.8	9:15	2.5	4.3	-
9:16	5.0	5.9	9:16	2.5	4.2	-
9:17	4.0	5.9	9:17	2.5	3.9	-
9:18	6.8	6.1	9:18	2.3	3.7	-
9:19	3.8	6.1	9:19	2.3	3.6	-
9:20	3.8	6.0	9:20	2.0	3.5	-
9:21	3.5	6.0	9:21	3.0	3.4	-
9:22	4.0	5.8	9:22	4.5	3.1	-
9:23	5.3	5.9	9:23	2.8	2.9	-
9:24	11.5	6.3	9:24	20.0	3.9	-
9:25	6.0	6.4	9:25	4.5	3.9	-
9:26	24.0	7.7	9:26	3.0	4.0	-
9:27	14.3	8.3	9:27	3.0	4.0	-
9:28	5.8	8.3	9:28	1.5	3.9	-
9:29	3.8	7.2	9:29	2.5	3.9	-
9:30	3.8	7.0	9:30	1.5	3.9	-
9:31	10.5	7.4	9:31	1.5	3.8	-
9:32	5.3	7.5	9:32	1.8	3.7	-
9:33	4.8	7.3	9:33	1.3	3.7	-
9:34	5.8	7.5	9:34	0.8	3.6	-
9:35	4.8	7.5	9:35	1.0	3.5	-
9:36	10.5	8.0	9:36	1.5	3.4	-
9:37	3.8	8.0	9:37	1.3	3.2	-
9:38	5.0	8.0	9:38	2.5	3.2	-
9:39	4.8	7.5	9:39	0.3	1.9	-
9:40	3.3	7.3	9:40	1.0	1.6	-
9:41	3.3	5.9	9:41	1.3	1.5	-
9:42	3.8	5.2	9:42	1.0	1.4	-
9:43	2.8	5.0	9:43	0.8	1.3	-
9:44	2.8	5.0	9:44	0.3	1.2	-
9:45	2.8	4.9	9:45	0.8	1.1	-
9:46	2.3	4.4	9:46	0.3	1.0	-
9:47	2.8	4.2	9:47	1.5	1.0	-
9:48	3.0	4.1	9:48	1.0	1.0	-
9:49	3.0	3.9	9:49	0.5	1.0	-
9:50	4.3	3.9	9:50	0.0	0.9	-
9:51	5.0	3.5	9:51	14.8	1.8	-
9:52	3.0	3.4	9:52	3.0	1.9	-
9:53	2.8	3.3	9:53	0.3	1.8	-
9:54	2.5	3.1	9:54	0.5	1.8	-
9:55	3.0	3.1	9:55	0.3	1.7	-
9:56	4.8	3.2	9:56	0.0	1.7	-
9:57	3.3	3.2	9:57	0.5	1.6	-
9:58	4.0	3.3	9:58	0.3	1.6	-
9:59	4.3	3.4	9:59	0.8	1.6	-
10:00	7.0	3.7	10:00	1.5	1.7	-

Grand Union Bowling Alley Site
BCP #360222
150 Westchester Avenue, Port Chester
October 18, 2024

PARTICULATE DATA						
Upwind			Downwind			Exceeds Particulate Alarm Limit
Time	Concentration (ug/m^3)	15-Min Avg Concentration (ug/m^3)	Time	Concentration (ug/m^3)	15-Min Avg Concentration (ug/m^3)	
10:01	5.0	3.8	10:01	1.8	1.8	-
10:02	5.3	4.0	10:02	0.3	1.7	-
10:03	10.8	4.5	10:03	0.8	1.7	-
10:04	6.5	4.8	10:04	1.5	1.7	-
10:05	5.5	4.8	10:05	15.5	2.8	-
10:06	4.0	4.8	10:06	0.5	1.8	-
10:07	3.5	4.8	10:07	0.0	1.6	-
10:08	16.3	5.7	10:08	1.0	1.7	-
10:09	4.5	5.8	10:09	4.3	1.9	-
10:10	3.5	5.9	10:10	1.8	2.0	-
10:11	3.8	5.8	10:11	1.5	2.1	-
10:12	4.5	5.9	10:12	0.8	2.1	-
10:13	11.5	6.4	10:13	1.0	2.2	-
10:14	17.0	7.2	10:14	0.3	2.2	-
10:15	12.0	7.6	10:15	0.8	2.1	-
10:16	3.3	7.5	10:16	1.3	2.1	-
10:17	6.8	7.6	10:17	2.0	2.2	-
10:18	5.0	7.2	10:18	1.5	2.2	-
10:19	4.5	7.0	10:19	0.0	2.1	-
10:20	8.3	7.2	10:20	0.0	1.1	-
10:21	4.0	7.2	10:21	0.0	1.1	-
10:22	3.8	7.2	10:22	0.3	1.1	-
10:23	2.5	6.3	10:23	0.3	1.0	-
10:24	3.8	6.3	10:24	0.3	0.8	-
10:25	11.8	6.8	10:25	0.3	0.7	-
10:26	7.3	7.1	10:26	0.0	0.6	-
10:27	3.5	7.0	10:27	1.0	0.6	-
10:28	4.5	6.5	10:28	0.3	0.5	-
10:29	3.8	5.6	10:29	2.8	0.7	-
10:30	3.3	5.1	10:30	1.0	0.7	-
10:31	2.3	5.0	10:31	0.0	0.6	-
10:32	2.5	4.7	10:32	0.0	0.5	-
10:33	3.3	4.6	10:33	0.0	0.4	-
10:34	3.0	4.5	10:34	0.0	0.4	-
10:35	3.8	4.2	10:35	1.0	0.5	-
10:36	4.0	4.2	10:36	0.0	0.5	-
10:37	23.0	5.5	10:37	0.8	0.5	-
10:38	7.3	5.8	10:38	0.3	0.5	-
10:39	8.5	6.1	10:39	8.3	1.0	-
10:40	8.5	5.9	10:40	1.0	1.1	-
10:41	3.5	5.6	10:41	0.8	1.1	-
10:42	3.0	5.6	10:42	2.5	1.2	-
10:43	9.8	6.0	10:43	1.8	1.3	-
10:44	5.3	6.1	10:44	0.0	1.2	-
10:45	3.0	6.0	10:45	0.0	1.1	-
10:46	3.8	6.1	10:46	0.0	1.1	-
10:47	5.5	6.3	10:47	0.0	1.1	-
10:48	4.5	6.4	10:48	0.0	1.1	-

Grand Union Bowling Alley Site
BCP #360222
150 Westchester Avenue, Port Chester
October 18, 2024

PARTICULATE DATA						
Upwind			Downwind			Exceeds Particulate Alarm Limit
Time	Concentration (ug/m^3)	15-Min Avg Concentration (ug/m^3)	Time	Concentration (ug/m^3)	15-Min Avg Concentration (ug/m^3)	
10:49	3.0	6.4	10:49	0.0	1.1	-
10:50	2.8	6.4	10:50	0.0	1.0	-
10:51	16.0	7.2	10:51	0.0	1.0	-
10:52	2.5	5.8	10:52	0.0	1.0	-
10:53	3.0	5.5	10:53	0.0	1.0	-
10:54	3.3	5.2	10:54	0.0	0.4	-
10:55	3.8	4.8	10:55	0.0	0.3	-
10:56	9.3	5.2	10:56	0.0	0.3	-
10:57	3.5	5.3	10:57	1.0	0.2	-
10:58	4.3	4.9	10:58	1.0	0.1	-
10:59	4.5	4.8	10:59	0.3	0.2	-
11:00	8.0	5.2	11:00	2.8	0.3	-
11:01	5.3	5.3	11:01	0.0	0.3	-
11:02	6.0	5.3	11:02	1.3	0.4	-
11:03	4.0	5.3	11:03	0.0	0.4	-
11:04	2.8	5.3	11:04	6.8	0.9	-
11:05	3.0	5.3	11:05	0.0	0.9	-
11:06	7.3	4.7	11:06	0.3	0.9	-
11:07	8.3	5.1	11:07	2.0	1.0	-
11:08	3.8	5.1	11:08	1.5	1.1	-
11:09	4.3	5.2	11:09	0.3	1.1	-
11:10	2.8	5.1	11:10	0.0	1.1	-
11:11	33.3	6.7	11:11	0.3	1.2	-
11:12	5.3	6.8	11:12	0.0	1.1	-
11:13	8.3	7.1	11:13	0.5	1.1	-
11:14	2.8	7.0	11:14	0.3	1.1	-
11:15	18.3	7.7	11:15	0.5	0.9	-
11:16	3.8	7.6	11:16	0.3	0.9	-
11:17	3.0	7.4	11:17	0.0	0.8	-
11:18	3.0	7.3	11:18	0.0	0.8	-
11:19	5.0	7.5	11:19	0.0	0.4	-
11:20	3.0	7.5	11:20	3.8	0.6	-
11:21	9.3	7.6	11:21	0.0	0.6	-
11:22	24.8	8.7	11:22	0.0	0.5	-
11:23	11.0	9.2	11:23	0.0	0.4	-
11:24	15.8	9.9	11:24	0.3	0.4	-
11:25	5.0	10.1	11:25	1.3	0.5	-
11:26	10.3	8.6	11:26	0.5	0.5	-
11:27	3.8	8.5	11:27	0.0	0.5	-
11:28	3.5	8.1	11:28	0.0	0.5	-
11:29	6.3	8.4	11:29	1.5	0.5	-
11:30	5.5	7.5	11:30	0.3	0.5	-
11:31	25.3	9.0	11:31	0.0	0.5	-
11:32	12.5	9.6	11:32	0.8	0.6	-
11:33	4.8	9.7	11:33	0.3	0.6	-
11:34	5.3	9.7	11:34	0.3	0.6	-
11:35	3.3	9.7	11:35	0.0	0.3	-
11:36	4.0	9.4	11:36	3.3	0.6	-

Grand Union Bowling Alley Site
BCP #360222
150 Westchester Avenue, Port Chester
October 18, 2024

PARTICULATE DATA						
Upwind			Downwind			Exceeds Particulate Alarm Limit
Time	Concentration (ug/m^3)	15-Min Avg Concentration (ug/m^3)	Time	Concentration (ug/m^3)	15-Min Avg Concentration (ug/m^3)	
11:37	6.5	8.2	11:37	1.5	0.7	-
11:38	13.0	8.3	11:38	1.0	0.7	-
11:39	6.8	7.7	11:39	0.3	0.7	-
11:40	6.5	7.8	11:40	0.0	0.6	-
11:41	5.3	7.5	11:41	1.0	0.7	-
11:42	6.0	7.6	11:42	0.0	0.7	-
11:43	3.5	7.6	11:43	0.0	0.7	-
11:44	3.8	7.5	11:44	-0.3	0.6	-
11:45	9.5	7.7	11:45	0.0	0.5	-
11:46	7.8	6.6	11:46	0.0	0.5	-
11:47	4.8	6.0	11:47	-0.3	0.5	-
11:48	6.3	6.1	11:48	0.0	0.5	-
11:49	7.0	6.3	11:49	0.0	0.4	-
11:50	3.0	6.2	11:50	0.0	0.4	-
11:51	2.8	6.2	11:51	0.0	0.2	-
11:52	3.0	5.9	11:52	0.5	0.2	-
11:53	5.0	5.4	11:53	0.0	0.1	-
11:54	4.3	5.2	11:54	0.0	0.1	-
11:55	3.0	5.0	11:55	0.0	0.1	-
11:56	2.8	4.8	11:56	0.0	0.0	-
11:57	3.3	4.6	11:57	-0.3	0.0	-
11:58	2.8	4.6	11:58	-0.5	-0.1	-
11:59	3.8	4.6	11:59	-0.3	-0.1	-
12:00	4.5	4.3	12:00	-0.3	-0.1	-
12:01	3.8	4.0	12:01	-0.5	-0.1	-
12:02	3.8	3.9	12:02	-0.3	-0.1	-
12:03	4.0	3.8	12:03	-0.3	-0.1	-
12:04	4.0	3.6	12:04	0.0	-0.1	-
12:05	3.8	3.6	12:05	0.3	-0.1	-
12:06	4.8	3.8	12:06	0.0	-0.1	-
12:07	3.8	3.8	12:07	0.0	-0.1	-
12:08	3.0	3.7	12:08	0.2	-0.1	-
12:09	3.3	3.6	12:09	0.0	-0.1	-
12:10	5.8	3.8	12:10	-0.2	-0.1	-
12:11	7.8	4.1	12:11	0.6	-0.1	-
12:12	3.3	4.1	12:12	0.2	-0.1	-
12:13	4.8	4.3	12:13	-0.8	-0.1	-
12:14	4.0	4.3	12:14	-0.4	-0.1	-
12:15	4.8	4.3	12:15	0.0	-0.1	-
12:16	3.3	4.3	12:16	0.0	0.0	-
12:17	4.0	4.3	12:17	2.0	0.1	-
12:18	4.3	4.3	12:18	0.0	0.1	-
12:19	3.8	4.3	12:19	0.0	0.1	-
12:20	2.8	4.2	12:20	0.0	0.1	-
12:21	3.0	4.1	12:21	0.0	0.1	-
12:22	3.0	4.0	12:22	0.0	0.1	-
12:23	3.0	4.0	12:23	0.0	0.1	-
12:24	6.8	4.3	12:24	1.0	0.2	-

Grand Union Bowling Alley Site
BCP #360222
150 Westchester Avenue, Port Chester
October 18, 2024

PARTICULATE DATA						
Upwind			Downwind			Exceeds Particulate Alarm Limit
Time	Concentration (ug/m^3)	15-Min Avg Concentration (ug/m^3)	Time	Concentration (ug/m^3)	15-Min Avg Concentration (ug/m^3)	
12:25	21.0	5.3	12:25	-0.4	0.1	-
12:26	9.5	5.4	12:26	-0.8	0.1	-
12:27	4.0	5.5	12:27	0.2	0.1	-
12:28	3.3	5.4	12:28	1.2	0.2	-
12:29	3.8	5.3	12:29	0.0	0.2	-
12:30	2.0	5.2	12:30	-0.2	0.2	-
12:31	3.3	5.2	12:31	2.2	0.3	-
12:32	3.5	5.1	12:32	0.2	0.2	-
12:33	3.8	5.1	12:33	0.0	0.2	-
12:34	8.3	5.4	12:34	-0.4	0.2	-
12:35	4.5	5.5	12:35	0.6	0.2	-
12:36	5.0	5.6	12:36	-0.2	0.2	-
12:37	5.5	5.8	12:37	-0.4	0.2	-
12:38	4.3	5.9	12:38	-1.0	0.1	-
12:39	3.8	5.7	12:39	-1.0	0.0	-
12:40	3.3	4.5	12:40	-1.2	-0.1	-
12:41	3.8	4.1	12:41	-1.2	-0.1	-
12:42	2.8	4.0	12:42	-1.0	-0.2	-
12:43	3.5	4.1	12:43	-1.4	-0.3	-
12:44	2.8	4.0	12:44	-1.0	-0.4	-
12:45	2.8	4.0	12:45	-1.0	-0.5	-
12:46	2.8	4.0	12:46	-1.0	-0.7	-
12:47	2.5	3.9	12:47	0.0	-0.7	-
12:48	5.0	4.0	12:48	-0.8	-0.7	-
12:49	3.3	3.7	12:49	-0.4	-0.7	-
12:50	3.8	3.6	12:50	-0.4	-0.8	-
12:51	5.5	3.7	12:51	0.0	-0.8	-
12:52	3.8	3.6	12:52	-1.2	-0.8	-
12:53	6.0	3.7	12:53	-1.0	-0.8	-
12:54	8.8	4.0	12:54	0.6	-0.7	-
12:55	6.3	4.2	12:55	0.4	-0.6	-
12:56	4.0	4.2	12:56	-0.4	-0.6	-
12:57	4.5	4.3	12:57	10.8	0.2	-
12:58	5.0	4.4	12:58	8.4	0.9	-
12:59	6.0	4.7	12:59	7.6	1.4	-
13:00	13.8	5.4	13:00	7.8	2.0	-
13:01	5.5	5.6	13:01	0.4	2.1	-
13:02	6.3	5.8	13:02	0.0	2.1	-
13:03	4.0	5.8	13:03	-1.0	2.1	-
13:04	11.5	6.3	13:04	1.2	2.2	-
13:05	17.3	7.2	13:05	0.0	2.2	-
13:06	5.3	7.2	13:06	1.8	2.4	-
13:07	10.8	7.7	13:07	-0.8	2.4	-
13:08	5.5	7.6	13:08	-0.4	2.4	-
13:09	11.8	7.8	13:09	0.2	2.4	-
13:10	36.8	9.9	13:10	-1.2	2.3	-
13:11	20.5	11.0	13:11	0.2	2.3	-
13:12	6.0	11.1	13:12	6.8	2.1	-

Grand Union Bowling Alley Site
BCP #360222
150 Westchester Avenue, Port Chester
October 18, 2024

PARTICULATE DATA						
Upwind			Downwind			Exceeds Particulate Alarm Limit
Time	Concentration (ug/m^3)	15-Min Avg Concentration (ug/m^3)	Time	Concentration (ug/m^3)	15-Min Avg Concentration (ug/m^3)	
13:13	3.5	11.0	13:13	6.2	1.9	-
13:14	2.8	10.7	13:14	2.4	1.6	-
13:15	4.3	10.1	13:15	2.4	1.2	-
13:16	3.3	10.0	13:16	0.2	1.2	-
13:17	18.8	10.8	13:17	0.0	1.2	-
13:18	3.5	10.8	13:18	-1.0	1.2	-
13:19	10.5	10.7	13:19	-0.5	1.1	-
13:20	3.0	9.7	13:20	-0.3	1.1	-
13:21	3.0	9.6	13:21	0.5	1.0	-
13:22	2.5	9.0	13:22	2.5	1.2	-
13:23	4.0	8.9	13:23	0.0	1.2	-
13:24	5.0	8.5	13:24	0.5	1.3	-
13:25	4.5	6.3	13:25	1.5	1.4	-
13:26	4.3	5.3	13:26	0.8	1.5	-
13:27	3.3	5.1	13:27	-0.8	1.0	-
13:28	2.8	5.0	13:28	-1.3	0.5	-
13:29	2.8	5.0	13:29	-0.5	0.3	-
13:30	3.0	4.9	13:30	-0.3	0.1	-
13:31	3.0	4.9	13:31	-1.8	0.0	-
13:32	3.3	3.9	13:32	-0.3	-0.1	-
13:33	3.0	3.9	13:33	-1.3	-0.1	-
13:34	2.8	3.3	13:34	-0.5	-0.1	-
13:35	3.0	3.3	13:35	1.3	0.0	-
13:36	3.8	3.4	13:36	-1.5	-0.1	-
13:37	4.0	3.5	13:37	-1.8	-0.4	-
13:38	2.0	3.4	13:38	-1.0	-0.5	-
13:39	3.0	3.2	13:39	-1.0	-0.6	-
13:40	5.0	3.3	13:40	11.5	0.1	-
13:41	3.5	3.2	13:41	-0.8	0.0	-
13:42	8.0	3.5	13:42	12.8	0.9	-
13:43	8.0	3.9	13:43	5.3	1.4	-
13:44	4.3	4.0	13:44	27.3	3.2	-
13:45	4.3	4.1	13:45	-0.8	3.2	-
13:46	2.8	4.0	13:46	31.3	5.4	-
13:47	2.5	4.0	13:47	-0.8	5.3	-
13:48	2.5	4.0	13:48	-1.5	5.3	-
13:49	4.0	4.0	13:49	-1.3	5.3	-
13:50	4.3	4.1	13:50	9.5	5.8	-
13:51	4.0	4.1	13:51	4.3	6.2	-
13:52	3.3	4.1	13:52	-1.0	6.3	-
13:53	4.3	4.2	13:53	-1.0	6.3	-
13:54	5.8	4.4	13:54	-0.5	6.3	-
13:55	4.0	4.4	13:55	-1.5	5.4	-
13:56	11.5	4.9	13:56	-1.0	5.4	-
13:57	5.0	4.7	13:57	4.3	4.8	-
13:58	3.5	4.4	13:58	-1.3	4.4	-
13:59	3.5	4.3	13:59	15.5	3.6	-
14:00	3.3	4.3	14:00	-1.5	3.6	-

Grand Union Bowling Alley Site
BCP #360222
150 Westchester Avenue, Port Chester
October 18, 2024

PARTICULATE DATA						
Upwind			Downwind			Exceeds Particulate Alarm Limit
Time	Concentration (ug/m^3)	15-Min Avg Concentration (ug/m^3)	Time	Concentration (ug/m^3)	15-Min Avg Concentration (ug/m^3)	
14:01	3.3	4.3	14:01	-0.5	1.5	-
14:02	3.8	4.4	14:02	-0.8	1.5	-
14:03	7.0	4.7	14:03	3.8	1.8	-
14:04	4.0	4.7	14:04	-1.0	1.8	-
14:05	7.0	4.9	14:05	0.3	1.2	-
14:06	5.5	5.0	14:06	-0.5	0.9	-
14:07	6.0	5.2	14:07	-1.0	0.9	-
14:08	6.3	5.3	14:08	-0.3	0.9	-
14:09	8.0	5.4	14:09	-1.0	0.9	-
14:10	4.8	5.5	14:10	0.5	1.0	-
14:11	5.3	5.1	14:11	-1.0	1.0	-
14:12	7.5	5.2	14:12	-1.0	0.7	-
14:13	9.5	5.6	14:13	-0.3	0.8	-
14:14	11.8	6.2	14:14	-0.3	-0.3	-
14:15	5.0	6.3	14:15	12.3	0.6	-
14:16	6.0	6.5	14:16	4.0	0.9	-
14:17	5.3	6.6	14:17	3.3	1.2	-
14:18	4.3	6.4	14:18	26.5	2.7	-
14:19	4.3	6.4	14:19	5.5	3.1	-
14:20	4.8	6.3	14:20	6.5	3.6	-
14:21	4.3	6.2	14:21	16.8	4.7	-
14:22	6.0	6.2	14:22	-0.5	4.7	-
14:23	4.5	6.1	14:23	11.3	5.5	-
14:24	4.8	5.9	14:24	3.5	5.8	-
14:25	3.3	5.8	14:25	3.0	6.0	-
14:26	3.8	5.7	14:26	21.3	7.5	-
14:27	4.0	5.4	14:27	0.3	7.5	-
14:28	4.3	5.1	14:28	4.0	7.8	-
14:29	3.5	4.5	14:29	3.8	8.1	-
14:30	4.3	4.5	14:30	1.3	7.4	-
14:31	3.8	4.3	14:31	6.5	7.5	-
14:32	4.8	4.3	14:32	4.5	7.6	-
14:33	5.0	4.3	14:33	8.3	6.4	-
14:34	4.8	4.4	14:34	2.8	6.2	-
14:35	4.8	4.4	14:35	3.0	6.0	-
14:36	5.8	4.5	14:36	-0.3	4.8	-
14:37	5.0	4.4	14:37	1.3	5.0	-
14:38	5.0	4.4	14:38	1.0	4.3	-
14:39	4.0	4.4	14:39	0.3	4.1	-
14:40	4.5	4.5	14:40	4.5	4.2	-
14:41	4.0	4.5	14:41	-1.5	2.6	-
14:42	5.5	4.6	14:42	-0.8	2.6	-
14:43	5.0	4.6	14:43	-0.5	2.3	-
14:44	4.5	4.7	14:44	0.0	2.0	-
14:45	4.3	4.7	14:45	4.0	2.2	-
14:46	4.5	4.8	14:46	1.0	1.8	-
14:47	4.3	4.7	14:47	0.0	1.5	-
14:48	4.8	4.7	14:48	-0.8	0.9	-

Grand Union Bowling Alley Site
BCP #360222
150 Westchester Avenue, Port Chester
October 18, 2024

PARTICULATE DATA						
Upwind			Downwind			Exceeds Particulate Alarm Limit
Time	Concentration (ug/m^3)	15-Min Avg Concentration (ug/m^3)	Time	Concentration (ug/m^3)	15-Min Avg Concentration (ug/m^3)	
14:49	4.3	4.7	14:49	-0.5	0.7	-
14:50	5.8	4.7	14:50	36.5	3.0	-
14:51	4.5	4.7	14:51	4.3	3.3	-
14:52	4.3	4.6	14:52	-0.3	3.2	-
14:53	4.3	4.6	14:53	-1.0	3.0	-
14:54	4.3	4.6	14:54	-0.5	3.0	-
14:55	5.8	4.7	14:55	12.5	3.5	-
14:56	5.3	4.7	14:56	1.3	3.7	-
14:57	5.0	4.7	14:57	0.0	3.7	-
14:58	7.8	4.9	14:58	0.3	3.8	-
14:59	4.8	4.9	14:59	-0.3	3.8	-
15:00	5.5	5.0	15:00	0.3	3.5	-
15:01	15.0	5.7	15:01	-0.3	3.4	-
15:02	4.8	5.7	15:02	0.0	3.4	-
15:03	4.5	5.7	15:03	2.0	3.6	-
15:04	4.5	5.7	15:04	3.3	3.9	-
15:05	6.0	5.7	15:05	6.5	1.9	-
15:06	6.8	5.9	15:06	-0.3	1.6	-
15:07	5.3	6.0	15:07	1.0	1.7	-
15:08	4.0	5.9	15:08	0.0	1.7	-
15:09	16.3	6.7	15:09	2.0	1.9	-
15:10	30.8	8.4	15:10	1.0	1.1	-
15:11	25.5	9.8	15:11	7.5	1.5	-
15:12	5.0	9.8	15:12	3.0	1.7	-
15:13	16.5	10.3	15:13	-0.3	1.7	-
15:14	12.8	10.9	15:14	-1.0	1.7	-
15:15	43.0	13.4	15:15	3.5	1.9	-
15:16	16.0	13.4	15:16	4.3	2.2	-
15:17	21.8	14.6	15:17	-1.3	2.1	-
15:18	6.0	14.7	15:18	-1.5	1.9	-
15:19	39.5	17.0	15:19	-1.3	1.6	-
15:20	5.5	17.0	15:20	-0.5	1.1	-
15:21	5.3	16.9	15:21	4.8	1.4	-
15:22	4.5	16.8	15:22	0.3	1.4	-
15:23	4.8	16.9	15:23	-0.3	1.4	-
15:24	5.5	16.2	15:24	5.0	1.6	-
15:25	6.0	14.5	15:25	-0.3	1.5	-
15:26	4.3	13.1	15:26	1.8	1.1	-

Grand Union Bowling Alley Site
BCP #360222
150 Westchester Avenue, Port Chester
October 18, 2024

Friday, October 18, 2024						
					Number of Instances Where Downwind VOCs Exceeds Upwind VOCs + 5 =	0
					Number of Comparable Data Points =	400
					Start Time:	8:31
					End Time:	15:26
PID DATA						
Upwind			Downwind			
Time	Concentration (ppm)	15-Min Avg Concentration (ppm)	Time	Concentration (ppm)	15-Min Avg Concentration (ppm)	Exceeds VOC Alarm Limit
8:31	0.0	-	8:31	-	-	-
8:32	0.0	-	8:32	0.0	-	-
8:33	0.0	-	8:33	0.0	-	-
8:34	0.0	-	8:34	0.0	-	-
8:35	0.0	-	8:35	0.0	-	-
8:36	0.0	-	8:36	0.0	-	-
8:37	0.0	-	8:37	0.0	-	-
8:38	0.0	-	8:38	0.0	-	-
8:39	0.0	-	8:39	0.0	-	-
8:40	0.0	-	8:40	0.0	-	-
8:41	0.0	-	8:41	0.0	-	-
8:42	0.0	-	8:42	0.0	-	-
8:43	0.0	-	8:43	0.0	-	-
8:44	0.0	-	8:44	0.0	-	-
8:45	0.0	-	8:45	0.0	-	-
8:46	0.0	0.0	8:46	0.0	-	-
8:47	0.0	0.0	8:47	0.0	0.0	-
8:48	0.0	0.0	8:48	0.0	0.0	-
8:49	0.0	0.0	8:49	0.0	0.0	-
8:50	0.0	0.0	8:50	0.0	0.0	-
8:51	0.0	0.0	8:51	0.0	0.0	-
8:52	0.0	0.0	8:52	0.0	0.0	-
8:53	0.0	0.0	8:53	0.0	0.0	-
8:54	0.0	0.0	8:54	0.0	0.0	-
8:55	0.0	0.0	8:55	0.0	0.0	-
8:56	0.0	0.0	8:56	0.0	0.0	-
8:57	0.0	0.0	8:57	0.0	0.0	-
8:58	0.0	0.0	8:58	0.0	0.0	-
8:59	0.0	0.0	8:59	0.0	0.0	-
9:00	0.0	0.0	9:00	0.0	0.0	-
9:01	0.0	0.0	9:01	0.0	0.0	-
9:02	0.0	0.0	9:02	0.0	0.0	-
9:03	0.0	0.0	9:03	0.0	0.0	-
9:04	0.0	0.0	9:04	0.0	0.0	-
9:05	0.0	0.0	9:05	0.0	0.0	-
9:06	0.0	0.0	9:06	0.0	0.0	-
9:07	0.0	0.0	9:07	0.0	0.0	-
9:08	0.0	0.0	9:08	0.0	0.0	-
9:09	0.0	0.0	9:09	0.0	0.0	-
9:10	0.0	0.0	9:10	0.0	0.0	-
9:11	0.0	0.0	9:11	0.0	0.0	-
9:12	0.0	0.0	9:12	0.0	0.0	-
9:13	0.0	0.0	9:13	0.0	0.0	-

Grand Union Bowling Alley Site
BCP #360222
150 Westchester Avenue, Port Chester
October 18, 2024

PID DATA						
Upwind			Downwind			
Time	Concentration (ppm)	15-Min Avg Concentration (ppm)	Time	Concentration (ppm)	15-Min Avg Concentration (ppm)	Exceeds VOC Alarm Limit
9:14	0.0	0.0	9:14	0.0	0.0	-
9:15	0.0	0.0	9:15	0.0	0.0	-
9:16	0.0	0.0	9:16	0.0	0.0	-
9:17	0.0	0.0	9:17	0.0	0.0	-
9:18	0.0	0.0	9:18	0.0	0.0	-
9:19	0.0	0.0	9:19	0.0	0.0	-
9:20	0.0	0.0	9:20	0.0	0.0	-
9:21	0.0	0.0	9:21	0.0	0.0	-
9:22	0.0	0.0	9:22	0.0	0.0	-
9:23	0.0	0.0	9:23	0.0	0.0	-
9:24	0.0	0.0	9:24	0.0	0.0	-
9:25	0.0	0.0	9:25	0.0	0.0	-
9:26	0.0	0.0	9:26	0.0	0.0	-
9:27	0.0	0.0	9:27	0.0	0.0	-
9:28	0.0	0.0	9:28	0.0	0.0	-
9:29	0.0	0.0	9:29	0.0	0.0	-
9:30	0.0	0.0	9:30	0.0	0.0	-
9:31	0.0	0.0	9:31	0.0	0.0	-
9:32	0.0	0.0	9:32	0.0	0.0	-
9:33	0.0	0.0	9:33	0.0	0.0	-
9:34	0.0	0.0	9:34	0.0	0.0	-
9:35	0.0	0.0	9:35	0.0	0.0	-
9:36	0.0	0.0	9:36	0.0	0.0	-
9:37	0.0	0.0	9:37	0.0	0.0	-
9:38	0.0	0.0	9:38	0.0	0.0	-
9:39	0.0	0.0	9:39	0.0	0.0	-
9:40	0.0	0.0	9:40	0.0	0.0	-
9:41	0.0	0.0	9:41	0.0	0.0	-
9:42	0.0	0.0	9:42	0.0	0.0	-
9:43	0.0	0.0	9:43	0.0	0.0	-
9:44	0.0	0.0	9:44	0.0	0.0	-
9:45	0.0	0.0	9:45	0.0	0.0	-
9:46	0.0	0.0	9:46	0.0	0.0	-
9:47	0.0	0.0	9:47	0.0	0.0	-
9:48	0.0	0.0	9:48	0.0	0.0	-
9:49	0.0	0.0	9:49	0.0	0.0	-
9:50	0.0	0.0	9:50	0.0	0.0	-
9:51	0.0	0.0	9:51	0.0	0.0	-
9:52	0.0	0.0	9:52	0.0	0.0	-
9:53	0.0	0.0	9:53	0.0	0.0	-
9:54	0.0	0.0	9:54	0.0	0.0	-
9:55	0.0	0.0	9:55	0.0	0.0	-
9:56	0.0	0.0	9:56	0.0	0.0	-
9:57	0.0	0.0	9:57	0.0	0.0	-
9:58	0.0	0.0	9:58	0.0	0.0	-
9:59	0.0	0.0	9:59	0.0	0.0	-
10:00	0.0	0.0	10:00	0.0	0.0	-
10:01	0.0	0.0	10:01	0.0	0.0	-

Grand Union Bowling Alley Site
BCP #360222
150 Westchester Avenue, Port Chester
October 18, 2024

PID DATA						
Upwind			Downwind			
Time	Concentration (ppm)	15-Min Avg Concentration (ppm)	Time	Concentration (ppm)	15-Min Avg Concentration (ppm)	Exceeds VOC Alarm Limit
10:02	0.0	0.0	10:02	0.0	0.0	-
10:03	0.0	0.0	10:03	0.0	0.0	-
10:04	0.0	0.0	10:04	0.0	0.0	-
10:05	0.0	0.0	10:05	0.0	0.0	-
10:06	0.0	0.0	10:06	0.0	0.0	-
10:07	0.0	0.0	10:07	0.0	0.0	-
10:08	0.0	0.0	10:08	0.0	0.0	-
10:09	0.0	0.0	10:09	0.0	0.0	-
10:10	0.0	0.0	10:10	0.0	0.0	-
10:11	0.0	0.0	10:11	0.0	0.0	-
10:12	0.0	0.0	10:12	0.0	0.0	-
10:13	0.0	0.0	10:13	0.0	0.0	-
10:14	0.0	0.0	10:14	0.0	0.0	-
10:15	0.0	0.0	10:15	0.0	0.0	-
10:16	0.0	0.0	10:16	0.0	0.0	-
10:17	0.0	0.0	10:17	0.0	0.0	-
10:18	0.0	0.0	10:18	0.0	0.0	-
10:19	0.0	0.0	10:19	0.0	0.0	-
10:20	0.0	0.0	10:20	0.0	0.0	-
10:21	0.0	0.0	10:21	0.0	0.0	-
10:22	0.0	0.0	10:22	0.0	0.0	-
10:23	0.0	0.0	10:23	0.0	0.0	-
10:24	0.0	0.0	10:24	0.0	0.0	-
10:25	0.0	0.0	10:25	0.0	0.0	-
10:26	0.0	0.0	10:26	0.0	0.0	-
10:27	0.0	0.0	10:27	0.0	0.0	-
10:28	0.0	0.0	10:28	0.0	0.0	-
10:29	0.0	0.0	10:29	0.0	0.0	-
10:30	0.0	0.0	10:30	0.0	0.0	-
10:31	0.0	0.0	10:31	0.0	0.0	-
10:32	0.0	0.0	10:32	0.0	0.0	-
10:33	0.0	0.0	10:33	0.0	0.0	-
10:34	0.0	0.0	10:34	0.0	0.0	-
10:35	0.0	0.0	10:35	0.0	0.0	-
10:36	0.0	0.0	10:36	0.0	0.0	-
10:37	0.0	0.0	10:37	0.0	0.0	-
10:38	0.0	0.0	10:38	0.0	0.0	-
10:39	0.0	0.0	10:39	0.0	0.0	-
10:40	0.0	0.0	10:40	0.0	0.0	-
10:41	0.0	0.0	10:41	0.0	0.0	-
10:42	0.0	0.0	10:42	0.0	0.0	-
10:43	0.0	0.0	10:43	0.0	0.0	-
10:44	0.0	0.0	10:44	0.0	0.0	-
10:45	0.0	0.0	10:45	0.0	0.0	-
10:46	0.0	0.0	10:46	0.0	0.0	-
10:47	0.0	0.0	10:47	0.0	0.0	-
10:48	0.0	0.0	10:48	0.0	0.0	-
10:49	0.0	0.0	10:49	0.0	0.0	-

Grand Union Bowling Alley Site
BCP #360222
150 Westchester Avenue, Port Chester
October 18, 2024

PID DATA						
Upwind			Downwind			
Time	Concentration (ppm)	15-Min Avg Concentration (ppm)	Time	Concentration (ppm)	15-Min Avg Concentration (ppm)	Exceeds VOC Alarm Limit
10:50	0.0	0.0	10:50	0.0	0.0	-
10:51	0.0	0.0	10:51	0.0	0.0	-
10:52	0.0	0.0	10:52	0.0	0.0	-
10:53	0.0	0.0	10:53	0.0	0.0	-
10:54	0.0	0.0	10:54	0.0	0.0	-
10:55	0.0	0.0	10:55	0.0	0.0	-
10:56	0.0	0.0	10:56	0.0	0.0	-
10:57	0.0	0.0	10:57	0.0	0.0	-
10:58	0.0	0.0	10:58	0.0	0.0	-
10:59	0.0	0.0	10:59	0.0	0.0	-
11:00	0.0	0.0	11:00	0.0	0.0	-
11:01	0.0	0.0	11:01	0.0	0.0	-
11:02	0.0	0.0	11:02	0.0	0.0	-
11:03	0.0	0.0	11:03	0.0	0.0	-
11:04	0.0	0.0	11:04	0.0	0.0	-
11:05	0.0	0.0	11:05	0.0	0.0	-
11:06	0.0	0.0	11:06	0.0	0.0	-
11:07	0.0	0.0	11:07	0.0	0.0	-
11:08	0.0	0.0	11:08	0.0	0.0	-
11:09	0.0	0.0	11:09	0.0	0.0	-
11:10	0.0	0.0	11:10	0.0	0.0	-
11:11	0.0	0.0	11:11	0.0	0.0	-
11:12	0.0	0.0	11:12	0.0	0.0	-
11:13	0.0	0.0	11:13	0.0	0.0	-
11:14	0.0	0.0	11:14	0.0	0.0	-
11:15	0.0	0.0	11:15	0.0	0.0	-
11:16	0.0	0.0	11:16	0.0	0.0	-
11:17	0.0	0.0	11:17	0.0	0.0	-
11:18	0.0	0.0	11:18	0.0	0.0	-
11:19	0.0	0.0	11:19	0.0	0.0	-
11:20	0.0	0.0	11:20	0.0	0.0	-
11:21	0.0	0.0	11:21	0.0	0.0	-
11:22	0.0	0.0	11:22	0.0	0.0	-
11:23	0.0	0.0	11:23	0.0	0.0	-
11:24	0.0	0.0	11:24	0.0	0.0	-
11:25	0.0	0.0	11:25	0.0	0.0	-
11:26	0.0	0.0	11:26	0.0	0.0	-
11:27	0.0	0.0	11:27	0.0	0.0	-
11:28	0.0	0.0	11:28	0.0	0.0	-
11:29	0.0	0.0	11:29	0.0	0.0	-
11:30	0.0	0.0	11:30	0.0	0.0	-
11:31	0.0	0.0	11:31	0.0	0.0	-
11:32	0.0	0.0	11:32	0.0	0.0	-
11:33	0.0	0.0	11:33	0.0	0.0	-
11:34	0.0	0.0	11:34	0.0	0.0	-
11:35	0.0	0.0	11:35	0.0	0.0	-
11:36	0.0	0.0	11:36	0.0	0.0	-
11:37	0.0	0.0	11:37	0.0	0.0	-

Grand Union Bowling Alley Site
BCP #360222
150 Westchester Avenue, Port Chester
October 18, 2024

PID DATA						
Upwind			Downwind			Exceeds VOC Alarm Limit
Time	Concentration (ppm)	15-Min Avg Concentration (ppm)	Time	Concentration (ppm)	15-Min Avg Concentration (ppm)	
11:38	0.0	0.0	11:38	0.0	0.0	-
11:39	0.0	0.0	11:39	0.0	0.0	-
11:40	0.0	0.0	11:40	0.0	0.0	-
11:41	0.0	0.0	11:41	0.0	0.0	-
11:42	0.0	0.0	11:42	0.0	0.0	-
11:43	0.0	0.0	11:43	0.0	0.0	-
11:44	0.0	0.0	11:44	0.0	0.0	-
11:45	0.0	0.0	11:45	0.0	0.0	-
11:46	0.0	0.0	11:46	0.0	0.0	-
11:47	0.0	0.0	11:47	0.0	0.0	-
11:48	0.0	0.0	11:48	0.0	0.0	-
11:49	0.0	0.0	11:49	0.0	0.0	-
11:50	0.0	0.0	11:50	0.0	0.0	-
11:51	0.0	0.0	11:51	0.0	0.0	-
11:52	0.0	0.0	11:52	0.0	0.0	-
11:53	0.0	0.0	11:53	0.0	0.0	-
11:54	0.0	0.0	11:54	0.0	0.0	-
11:55	0.0	0.0	11:55	0.0	0.0	-
11:56	0.0	0.0	11:56	0.0	0.0	-
11:57	0.0	0.0	11:57	0.0	0.0	-
11:58	0.0	0.0	11:58	0.0	0.0	-
11:59	0.0	0.0	11:59	0.0	0.0	-
12:00	0.0	0.0	12:00	0.0	0.0	-
12:01	0.0	0.0	12:01	0.0	0.0	-
12:02	0.0	0.0	12:02	0.0	0.0	-
12:03	0.0	0.0	12:03	0.0	0.0	-
12:04	0.0	0.0	12:04	0.0	0.0	-
12:05	0.0	0.0	12:05	0.0	0.0	-
12:06	0.0	0.0	12:06	0.0	0.0	-
12:07	0.0	0.0	12:07	0.0	0.0	-
12:08	0.0	0.0	12:08	0.0	0.0	-
12:09	0.0	0.0	12:09	0.0	0.0	-
12:10	0.0	0.0	12:10	0.0	0.0	-
12:11	0.0	0.0	12:11	0.0	0.0	-
12:12	0.0	0.0	12:12	0.0	0.0	-
12:13	0.0	0.0	12:13	0.0	0.0	-
12:14	0.0	0.0	12:14	0.0	0.0	-
12:15	0.0	0.0	12:15	0.0	0.0	-
12:16	0.0	0.0	12:16	0.0	0.0	-
12:17	0.0	0.0	12:17	0.0	0.0	-
12:18	0.0	0.0	12:18	0.0	0.0	-
12:19	0.0	0.0	12:19	0.0	0.0	-
12:20	0.0	0.0	12:20	0.0	0.0	-
12:21	0.0	0.0	12:21	0.0	0.0	-
12:22	0.0	0.0	12:22	0.0	0.0	-
12:23	0.0	0.0	12:23	0.0	0.0	-
12:24	0.0	0.0	12:24	0.0	0.0	-
12:25	0.0	0.0	12:25	0.0	0.0	-

Grand Union Bowling Alley Site
BCP #360222
150 Westchester Avenue, Port Chester
October 18, 2024

PID DATA						
Upwind			Downwind			
Time	Concentration (ppm)	15-Min Avg Concentration (ppm)	Time	Concentration (ppm)	15-Min Avg Concentration (ppm)	Exceeds VOC Alarm Limit
12:26	0.0	0.0	12:26	0.0	0.0	-
12:27	0.0	0.0	12:27	0.0	0.0	-
12:28	0.0	0.0	12:28	0.0	0.0	-
12:29	0.0	0.0	12:29	0.0	0.0	-
12:30	0.0	0.0	12:30	0.0	0.0	-
12:31	0.0	0.0	12:31	0.0	0.0	-
12:32	0.0	0.0	12:32	0.0	0.0	-
12:33	0.0	0.0	12:33	0.0	0.0	-
12:34	0.0	0.0	12:34	0.0	0.0	-
12:35	0.0	0.0	12:35	0.0	0.0	-
12:36	0.0	0.0	12:36	0.0	0.0	-
12:37	0.0	0.0	12:37	0.0	0.0	-
12:38	0.0	0.0	12:38	0.0	0.0	-
12:39	0.0	0.0	12:39	0.0	0.0	-
12:40	0.0	0.0	12:40	0.0	0.0	-
12:41	0.0	0.0	12:41	0.0	0.0	-
12:42	0.0	0.0	12:42	0.0	0.0	-
12:43	0.0	0.0	12:43	0.0	0.0	-
12:44	0.0	0.0	12:44	0.0	0.0	-
12:45	0.0	0.0	12:45	0.0	0.0	-
12:46	0.0	0.0	12:46	0.0	0.0	-
12:47	0.0	0.0	12:47	0.0	0.0	-
12:48	0.0	0.0	12:48	0.0	0.0	-
12:49	0.0	0.0	12:49	0.0	0.0	-
12:50	0.0	0.0	12:50	0.0	0.0	-
12:51	0.0	0.0	12:51	0.0	0.0	-
12:52	0.0	0.0	12:52	0.0	0.0	-
12:53	0.0	0.0	12:53	0.0	0.0	-
12:54	0.0	0.0	12:54	0.0	0.0	-
12:55	0.0	0.0	12:55	0.0	0.0	-
12:56	0.0	0.0	12:56	0.0	0.0	-
12:57	0.0	0.0	12:57	0.0	0.0	-
12:58	0.0	0.0	12:58	0.0	0.0	-
12:59	0.0	0.0	12:59	0.0	0.0	-
13:00	0.0	0.0	13:00	0.0	0.0	-
13:01	0.0	0.0	13:01	0.0	0.0	-
13:02	0.0	0.0	13:02	0.0	0.0	-
13:03	0.0	0.0	13:03	0.0	0.0	-
13:04	0.0	0.0	13:04	0.0	0.0	-
13:05	0.0	0.0	13:05	0.0	0.0	-
13:06	0.0	0.0	13:06	0.0	0.0	-
13:07	0.0	0.0	13:07	0.0	0.0	-
13:08	0.0	0.0	13:08	0.0	0.0	-
13:09	0.0	0.0	13:09	0.0	0.0	-
13:10	0.0	0.0	13:10	0.0	0.0	-
13:11	0.0	0.0	13:11	0.0	0.0	-
13:12	0.0	0.0	13:12	0.0	0.0	-
13:13	0.0	0.0	13:13	0.0	0.0	-

Grand Union Bowling Alley Site
BCP #360222
150 Westchester Avenue, Port Chester
October 18, 2024

PID DATA						
Upwind			Downwind			
Time	Concentration (ppm)	15-Min Avg Concentration (ppm)	Time	Concentration (ppm)	15-Min Avg Concentration (ppm)	Exceeds VOC Alarm Limit
13:14	0.0	0.0	13:14	0.0	0.0	-
13:15	0.0	0.0	13:15	0.0	0.0	-
13:16	0.0	0.0	13:16	0.0	0.0	-
13:17	0.0	0.0	13:17	0.0	0.0	-
13:18	0.0	0.0	13:18	0.0	0.0	-
13:19	0.0	0.0	13:19	0.0	0.0	-
13:20	0.0	0.0	13:20	0.0	0.0	-
13:21	0.0	0.0	13:21	0.0	0.0	-
13:22	0.0	0.0	13:22	0.0	0.0	-
13:23	0.0	0.0	13:23	0.0	0.0	-
13:24	0.0	0.0	13:24	0.0	0.0	-
13:25	0.0	0.0	13:25	0.0	0.0	-
13:26	0.0	0.0	13:26	0.0	0.0	-
13:27	0.0	0.0	13:27	0.0	0.0	-
13:28	0.0	0.0	13:28	0.0	0.0	-
13:29	0.0	0.0	13:29	0.0	0.0	-
13:30	0.0	0.0	13:30	0.0	0.0	-
13:31	0.0	0.0	13:31	0.0	0.0	-
13:32	0.0	0.0	13:32	0.0	0.0	-
13:33	0.0	0.0	13:33	0.0	0.0	-
13:34	0.0	0.0	13:34	0.0	0.0	-
13:35	0.0	0.0	13:35	0.0	0.0	-
13:36	0.0	0.0	13:36	0.0	0.0	-
13:37	0.0	0.0	13:37	0.0	0.0	-
13:38	0.0	0.0	13:38	0.0	0.0	-
13:39	0.0	0.0	13:39	0.0	0.0	-
13:40	0.0	0.0	13:40	0.0	0.0	-
13:41	0.0	0.0	13:41	0.0	0.0	-
13:42	0.0	0.0	13:42	0.0	0.0	-
13:43	0.0	0.0	13:43	0.0	0.0	-
13:44	0.0	0.0	13:44	0.0	0.0	-
13:45	0.0	0.0	13:45	0.0	0.0	-
13:46	0.0	0.0	13:46	0.0	0.0	-
13:47	0.0	0.0	13:47	0.0	0.0	-
13:48	0.0	0.0	13:48	0.0	0.0	-
13:49	0.0	0.0	13:49	0.0	0.0	-
13:50	0.0	0.0	13:50	0.0	0.0	-
13:51	0.0	0.0	13:51	0.0	0.0	-
13:52	0.0	0.0	13:52	0.0	0.0	-
13:53	0.0	0.0	13:53	0.0	0.0	-
13:54	0.0	0.0	13:54	0.0	0.0	-
13:55	0.0	0.0	13:55	0.0	0.0	-
13:56	0.0	0.0	13:56	0.0	0.0	-
13:57	0.0	0.0	13:57	0.0	0.0	-
13:58	0.0	0.0	13:58	0.0	0.0	-
13:59	0.0	0.0	13:59	0.0	0.0	-
14:00	0.0	0.0	14:00	0.0	0.0	-
14:01	0.0	0.0	14:01	0.0	0.0	-

Grand Union Bowling Alley Site
BCP #360222
150 Westchester Avenue, Port Chester
October 18, 2024

PID DATA						
Upwind			Downwind			Exceeds VOC Alarm Limit
Time	Concentration (ppm)	15-Min Avg Concentration (ppm)	Time	Concentration (ppm)	15-Min Avg Concentration (ppm)	
14:02	0.0	0.0	14:02	0.0	0.0	-
14:03	0.0	0.0	14:03	0.0	0.0	-
14:04	0.0	0.0	14:04	0.0	0.0	-
14:05	0.0	0.0	14:05	0.0	0.0	-
14:06	0.0	0.0	14:06	0.0	0.0	-
14:07	0.0	0.0	14:07	0.0	0.0	-
14:08	0.0	0.0	14:08	0.0	0.0	-
14:09	0.0	0.0	14:09	0.0	0.0	-
14:10	0.0	0.0	14:10	0.0	0.0	-
14:11	0.0	0.0	14:11	0.0	0.0	-
14:12	0.0	0.0	14:12	0.0	0.0	-
14:13	0.0	0.0	14:13	0.0	0.0	-
14:14	0.0	0.0	14:14	0.0	0.0	-
14:15	0.0	0.0	14:15	0.0	0.0	-
14:16	0.0	0.0	14:16	0.0	0.0	-
14:17	0.0	0.0	14:17	0.0	0.0	-
14:18	0.0	0.0	14:18	0.0	0.0	-
14:19	0.0	0.0	14:19	0.0	0.0	-
14:20	0.0	0.0	14:20	0.0	0.0	-
14:21	0.0	0.0	14:21	0.0	0.0	-
14:22	0.0	0.0	14:22	0.0	0.0	-
14:23	0.0	0.0	14:23	0.0	0.0	-
14:24	0.0	0.0	14:24	0.0	0.0	-
14:25	0.0	0.0	14:25	0.0	0.0	-
14:26	0.0	0.0	14:26	0.0	0.0	-
14:27	0.0	0.0	14:27	0.0	0.0	-
14:28	0.0	0.0	14:28	0.0	0.0	-
14:29	0.0	0.0	14:29	0.0	0.0	-
14:30	0.0	0.0	14:30	0.0	0.0	-
14:31	0.0	0.0	14:31	0.0	0.0	-
14:32	0.0	0.0	14:32	0.0	0.0	-
14:33	0.0	0.0	14:33	0.0	0.0	-
14:34	0.0	0.0	14:34	0.0	0.0	-
14:35	0.0	0.0	14:35	0.0	0.0	-
14:36	0.0	0.0	14:36	0.0	0.0	-
14:37	0.0	0.0	14:37	0.0	0.0	-
14:38	0.0	0.0	14:38	0.0	0.0	-
14:39	0.0	0.0	14:39	0.0	0.0	-
14:40	0.0	0.0	14:40	0.0	0.0	-
14:41	0.0	0.0	14:41	0.0	0.0	-
14:42	0.0	0.0	14:42	0.0	0.0	-
14:43	0.0	0.0	14:43	0.0	0.0	-
14:44	0.0	0.0	14:44	0.0	0.0	-
14:45	0.0	0.0	14:45	0.0	0.0	-
14:46	0.0	0.0	14:46	0.0	0.0	-
14:47	0.0	0.0	14:47	0.0	0.0	-
14:48	0.0	0.0	14:48	0.0	0.0	-
14:49	0.0	0.0	14:49	0.0	0.0	-

Grand Union Bowling Alley Site
BCP #360222
150 Westchester Avenue, Port Chester
October 18, 2024

PID DATA						
Upwind			Downwind			
Time	Concentration (ppm)	15-Min Avg Concentration (ppm)	Time	Concentration (ppm)	15-Min Avg Concentration (ppm)	Exceeds VOC Alarm Limit
14:50	0.0	0.0	14:50	0.0	0.0	-
14:51	0.0	0.0	14:51	0.0	0.0	-
14:52	0.0	0.0	14:52	0.0	0.0	-
14:53	0.0	0.0	14:53	0.0	0.0	-
14:54	0.0	0.0	14:54	0.0	0.0	-
14:55	0.0	0.0	14:55	0.0	0.0	-
14:56	0.0	0.0	14:56	0.0	0.0	-
14:57	0.0	0.0	14:57	0.0	0.0	-
14:58	0.0	0.0	14:58	0.0	0.0	-
14:59	0.0	0.0	14:59	0.0	0.0	-
15:00	0.0	0.0	15:00	0.0	0.0	-
15:01	0.0	0.0	15:01	0.0	0.0	-
15:02	0.0	0.0	15:02	0.0	0.0	-
15:03	0.0	0.0	15:03	0.0	0.0	-
15:04	0.0	0.0	15:04	0.0	0.0	-
15:05	0.0	0.0	15:05	0.0	0.0	-
15:06	0.0	0.0	15:06	0.0	0.0	-
15:07	0.0	0.0	15:07	0.0	0.0	-
15:08	0.0	0.0	15:08	0.0	0.0	-
15:09	0.0	0.0	15:09	0.0	0.0	-
15:10	0.0	0.0	15:10	0.0	0.0	-
15:11	0.0	0.0	15:11	0.0	0.0	-
15:12	0.0	0.0	15:12	0.0	0.0	-
15:13	0.0	0.0	15:13	0.0	0.0	-
15:14	0.0	0.0	15:14	0.0	0.0	-
15:15	0.0	0.0	15:15	0.0	0.0	-
15:16	0.0	0.0	15:16	0.0	0.0	-
15:17	0.0	0.0	15:17	0.0	0.0	-
15:18	0.0	0.0	15:18	0.0	0.0	-
15:19	0.0	0.0	15:19	0.0	0.0	-
15:20	0.0	0.0	15:20	0.0	0.0	-
15:21	0.0	0.0	15:21	0.0	0.0	-
15:22	0.0	0.0	15:22	0.0	0.0	-
15:23	0.0	0.0	15:23	0.0	0.0	-
15:24	0.0	0.0	15:24	0.0	0.0	-
15:25	0.0	0.0	15:25	0.0	0.0	-
15:26	0.0	0.0	15:26	0.0	0.0	-

SESI CONSULTING ENGINEERS

959 US-46 Floor 3, Suite 300 - Parsippany-Troy Hills, NJ

DAILY AIR MONITORING REPORT
150 Westchester Avenue
Port Chester, New York

10/19/2024

Rev. No. 0	Page 1 of 2
Project Number: 11895A	
Dust Action Level	150 µg/m^3
VOC Action Level	5 ppm

Weather Data Range for Work Day		Wind Direction	S	Relative Humidity (%)	43.0 - 72.0	Daily Rain Total (in)	0.00	Readings in the summary table and graphs below are the reported downwind concentrations.
Temperature (°F)	52.0 - 68.0	Wind Speed (MPH)	0.7 - 4.3	Barometer (inHg)	30.50 - 30.50	Avg. Dew Point Temp (°F)	45.8	

Station Location	Daily Avg. Dust Concentration (µg/m^3)	Max 15-Min Dust Concentration (µg/m^3)	Time of Max Dust Reading	Daily Avg. VOC Concentration (ppm)	Max 15-Min VOC Concentration (ppm)	Time of Max VOC Reading
Upwind	20.0	28.0	15:01	0.0	0.0	9:36
Downwind	5.9	9.2	13:31	0.0	0.0	9:37

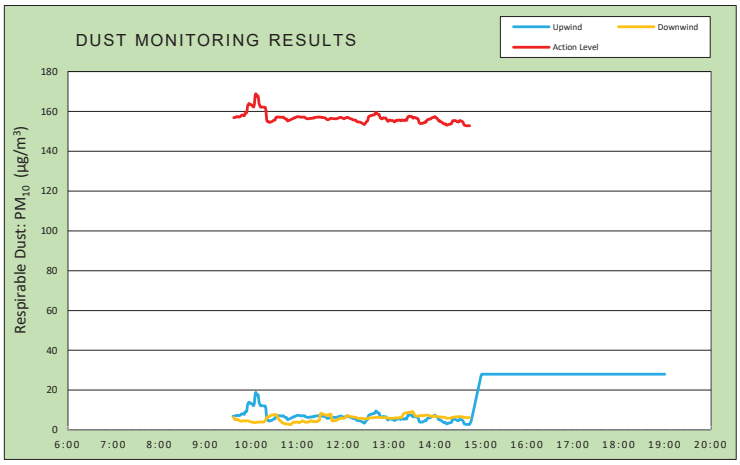

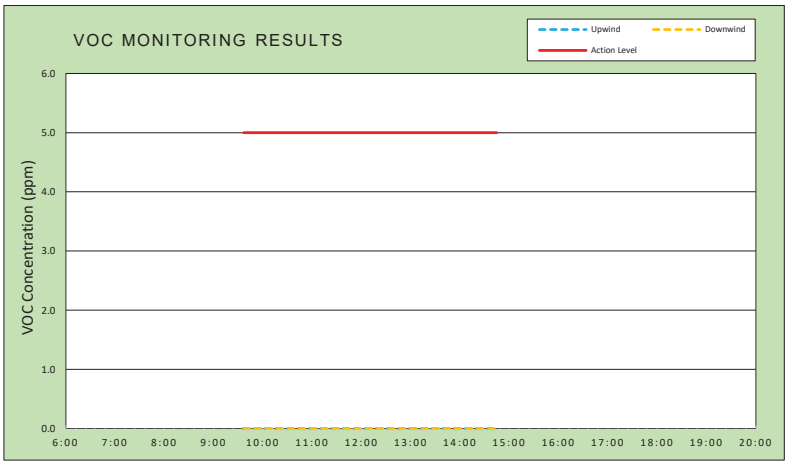

Air Monitoring Notes:

Weather Notes:

EMILCOTT
A Triumvirate Environmental Company

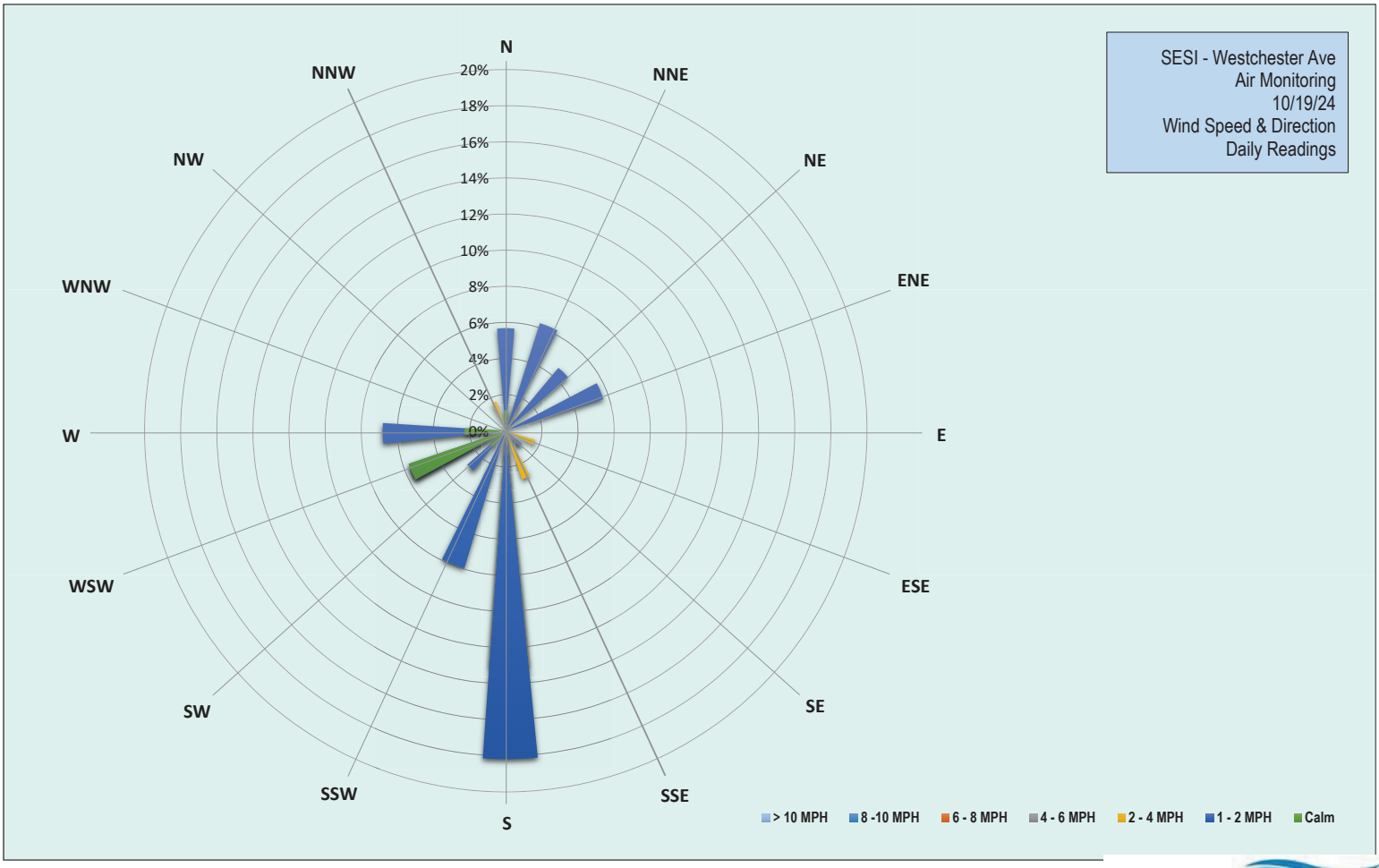

EMILCOTT
A Triumvirate Environmental Company

Grand Union Bowling Alley Site
BCP #360222
150 Westchester Avenue, Port Chester
October 19, 2024

Saturday, October 19, 2024						
Number of Instances Where Downwind Particulates Exceeds Upwind Particulate + 150 =						0
Number of Comparable Data Points =						309
Start Time:						9:21
End Time:						14:46
PARTICULATE DATA						
Upwind			Downwind			Exceeds Particulate Alarm Limit
Time	Concentration (ug/m^3)	15-Min Avg Concentration (ug/m^3)	Time	Concentration (ug/m^3)	15-Min Avg Concentration (ug/m^3)	
9:21	5.7	-	9:21	-	-	-
9:22	6.0	-	9:22	3.5	-	-
9:23	5.3	-	9:23	18.3	-	-
9:24	4.5	-	9:24	7.3	-	-
9:25	7.3	-	9:25	4.0	-	-
9:26	5.3	-	9:26	5.5	-	-
9:27	6.5	-	9:27	4.0	-	-
9:28	18.0	-	9:28	8.2	-	-
9:29	5.0	-	9:29	11.6	-	-
9:30	5.5	-	9:30	6.6	-	-
9:31	5.3	-	9:31	5.2	-	-
9:32	7.3	-	9:32	4.2	-	-
9:33	4.3	-	9:33	4.4	-	-
9:34	4.8	-	9:34	4.4	-	-
9:35	11.5	-	9:35	4.6	-	-
9:36	7.5	6.9	9:36	4.0	-	-
9:37	5.0	6.9	9:37	3.8	6.4	-
9:38	6.3	6.9	9:38	4.2	5.5	-
9:39	6.0	7.0	9:39	3.6	5.2	-
9:40	11.0	7.3	9:40	3.6	5.2	-
9:41	3.8	7.2	9:41	5.4	5.2	-
9:42	10.8	7.5	9:42	5.2	5.3	-
9:43	14.8	7.2	9:43	6.4	5.1	-
9:44	4.5	7.2	9:44	4.8	4.7	-
9:45	7.8	7.4	9:45	4.4	4.5	-
9:46	7.5	7.5	9:46	3.8	4.5	-
9:47	15.0	8.0	9:47	4.6	4.5	-
9:48	5.8	8.1	9:48	3.6	4.4	-
9:49	5.5	8.2	9:49	6.4	4.6	-
9:50	7.0	7.9	9:50	4.0	4.5	-
9:51	7.5	7.9	9:51	4.4	4.5	-
9:52	25.0	9.2	9:52	4.4	4.6	-
9:53	6.0	9.2	9:53	3.8	4.6	-
9:54	8.8	9.4	9:54	4.0	4.6	-
9:55	58.0	12.5	9:55	4.2	4.6	-
9:56	17.3	13.4	9:56	3.6	4.5	-
9:57	19.5	14.0	9:57	3.2	4.4	-
9:58	6.0	13.4	9:58	4.2	4.2	-
9:59	5.8	13.5	9:59	3.2	4.1	-
10:00	4.8	13.3	10:00	2.8	4.0	-
10:01	4.8	13.1	10:01	2.8	3.9	-

Grand Union Bowling Alley Site
BCP #360222
150 Westchester Avenue, Port Chester
October 19, 2024

PARTICULATE DATA						
Upwind			Downwind			Exceeds Particulate Alarm Limit
Time	Concentration (ug/m^3)	15-Min Avg Concentration (ug/m^3)	Time	Concentration (ug/m^3)	15-Min Avg Concentration (ug/m^3)	
10:02	4.5	12.4	10:02	3.0	3.8	-
10:03	3.5	12.3	10:03	4.4	3.9	-
10:04	24.8	13.5	10:04	3.4	3.7	-
10:05	74.8	18.1	10:05	3.6	3.7	-
10:06	20.0	18.9	10:06	5.6	3.7	-
10:07	4.0	17.5	10:07	6.4	3.9	-
10:08	10.0	17.8	10:08	5.0	4.0	-
10:09	7.0	17.6	10:09	3.2	3.9	-
10:10	3.8	14.0	10:10	4.4	3.9	-
10:11	3.0	13.1	10:11	2.8	3.9	-
10:12	6.0	12.2	10:12	5.2	4.0	-
10:13	5.8	12.2	10:13	4.6	4.0	-
10:14	6.3	12.2	10:14	3.2	4.0	-
10:15	4.0	12.1	10:15	2.6	4.0	-
10:16	4.3	12.1	10:16	3.0	4.0	-
10:17	3.8	12.1	10:17	5.0	4.2	-
10:18	3.5	12.1	10:18	12.8	4.7	-
10:19	3.8	10.7	10:19	10.8	5.2	-
10:20	3.5	5.9	10:20	15.4	6.0	-
10:21	5.3	4.9	10:21	14.0	6.6	-
10:22	4.8	5.0	10:22	8.4	6.7	-
10:23	4.5	4.6	10:23	4.2	6.6	-
10:24	5.0	4.5	10:24	5.8	6.8	-
10:25	6.5	4.7	10:25	10.8	7.2	-
10:26	4.3	4.7	10:26	6.8	7.5	-
10:27	8.5	4.9	10:27	4.0	7.4	-
10:28	10.5	5.2	10:28	6.2	7.5	-
10:29	9.5	5.4	10:29	4.4	7.6	-
10:30	6.5	5.6	10:30	4.6	7.7	-
10:31	5.5	5.7	10:31	2.8	7.7	-
10:32	22.0	6.9	10:32	3.8	7.7	-
10:33	5.5	7.0	10:33	4.2	7.1	-
10:34	5.3	7.1	10:34	6.8	6.8	-
10:35	5.0	7.2	10:35	3.2	6.0	-
10:36	4.0	7.2	10:36	2.2	5.2	-
10:37	4.0	7.1	10:37	1.4	4.7	-
10:38	4.0	7.1	10:38	1.8	4.6	-
10:39	5.3	7.1	10:39	1.6	4.3	-
10:40	4.5	7.0	10:40	2.2	3.7	-
10:41	6.5	7.1	10:41	3.4	3.5	-
10:42	7.8	7.1	10:42	3.4	3.5	-
10:43	5.0	6.7	10:43	2.0	3.2	-
10:44	4.8	6.4	10:44	2.6	3.1	-
10:45	4.5	6.2	10:45	2.6	2.9	-
10:46	5.0	6.2	10:46	3.0	2.9	-
10:47	7.5	5.2	10:47	6.4	3.1	-
10:48	6.3	5.3	10:48	3.0	3.0	-
10:49	7.3	5.4	10:49	2.4	2.7	-

Grand Union Bowling Alley Site
BCP #360222
150 Westchester Avenue, Port Chester
October 19, 2024

PARTICULATE DATA						
Upwind			Downwind			Exceeds Particulate Alarm Limit
Time	Concentration (ug/m^3)	15-Min Avg Concentration (ug/m^3)	Time	Concentration (ug/m^3)	15-Min Avg Concentration (ug/m^3)	
10:50	7.8	5.6	10:50	2.6	2.7	-
10:51	6.3	5.8	10:51	2.6	2.7	-
10:52	7.3	6.0	10:52	2.4	2.8	-
10:53	7.3	6.2	10:53	8.4	3.2	-
10:54	6.5	6.3	10:54	7.6	3.6	-
10:55	8.0	6.5	10:55	5.4	3.9	-
10:56	12.0	6.9	10:56	4.0	3.9	-
10:57	6.3	6.8	10:57	2.0	3.8	-
10:58	8.0	7.0	10:58	3.8	3.9	-
10:59	8.0	7.2	10:59	3.4	4.0	-
11:00	6.8	7.3	11:00	2.0	3.9	-
11:01	5.8	7.4	11:01	2.4	3.9	-
11:02	5.3	7.2	11:02	2.4	3.6	-
11:03	6.3	7.2	11:03	4.8	3.7	-
11:04	6.5	7.2	11:04	7.0	4.1	-
11:05	6.5	7.1	11:05	3.4	4.1	-
11:06	6.0	7.1	11:06	5.8	4.3	-
11:07	8.0	7.1	11:07	6.2	4.6	-
11:08	6.0	7.1	11:08	6.4	4.4	-
11:09	8.3	7.2	11:09	4.0	4.2	-
11:10	5.3	7.0	11:10	2.2	4.0	-
11:11	5.5	6.6	11:11	2.4	3.9	-
11:12	5.3	6.5	11:12	4.0	4.0	-
11:13	5.5	6.3	11:13	2.3	3.9	-
11:14	7.8	6.3	11:14	3.8	3.9	-
11:15	7.0	6.3	11:15	5.0	4.1	-
11:16	6.8	6.4	11:16	4.3	4.3	-
11:17	8.5	6.6	11:17	7.3	4.6	-
11:18	5.0	6.5	11:18	5.5	4.6	-
11:19	6.0	6.5	11:19	2.0	4.3	-
11:20	9.0	6.7	11:20	6.0	4.5	-
11:21	7.0	6.7	11:21	2.8	4.3	-
11:22	6.3	6.6	11:22	3.8	4.1	-
11:23	11.8	7.0	11:23	9.0	4.3	-
11:24	9.0	7.0	11:24	2.8	4.2	-
11:25	6.0	7.1	11:25	2.5	4.2	-
11:26	5.3	7.1	11:26	2.5	4.2	-
11:27	6.0	7.1	11:27	9.8	4.6	-
11:28	6.8	7.2	11:28	4.0	4.7	-
11:29	6.3	7.1	11:29	4.8	4.8	-
11:30	7.0	7.1	11:30	52.0	7.9	-
11:31	6.8	7.1	11:31	11.0	8.4	-
11:32	5.5	6.9	11:32	3.5	8.1	-
11:33	5.8	7.0	11:33	3.3	8.0	-
11:34	5.8	6.9	11:34	3.3	8.1	-
11:35	6.8	6.8	11:35	1.3	7.7	-
11:36	5.5	6.7	11:36	1.3	7.6	-
11:37	5.5	6.6	11:37	1.5	7.5	-

Grand Union Bowling Alley Site
BCP #360222
150 Westchester Avenue, Port Chester
October 19, 2024

PARTICULATE DATA						
Upwind			Downwind			Exceeds Particulate Alarm Limit
Time	Concentration (ug/m^3)	15-Min Avg Concentration (ug/m^3)	Time	Concentration (ug/m^3)	15-Min Avg Concentration (ug/m^3)	
11:38	5.0	6.2	11:38	6.0	7.3	-
11:39	4.5	5.9	11:39	2.8	7.3	-
11:40	5.0	5.8	11:40	6.5	7.6	-
11:41	7.0	5.9	11:41	5.8	7.8	-
11:42	8.8	6.1	11:42	3.5	7.4	-
11:43	12.0	6.5	11:43	9.3	7.7	-
11:44	7.3	6.5	11:44	8.8	8.0	-
11:45	6.3	6.5	11:45	7.5	5.0	-
11:46	5.0	6.4	11:46	4.0	4.5	-
11:47	5.3	6.4	11:47	3.3	4.5	-
11:48	6.0	6.4	11:48	6.0	4.7	-
11:49	5.3	6.3	11:49	2.5	4.7	-
11:50	5.8	6.3	11:50	0.5	4.6	-
11:51	5.8	6.3	11:51	3.5	4.8	-
11:52	7.0	6.4	11:52	8.3	5.2	-
11:53	8.3	6.6	11:53	7.5	5.3	-
11:54	6.0	6.7	11:54	7.0	5.6	-
11:55	7.3	6.9	11:55	7.5	5.7	-
11:56	8.0	6.9	11:56	7.3	5.8	-
11:57	10.5	7.0	11:57	8.0	6.1	-
11:58	9.0	6.8	11:58	9.0	6.0	-
11:59	5.0	6.7	11:59	6.3	5.9	-
12:00	3.5	6.5	12:00	7.3	5.9	-
12:01	2.0	6.3	12:01	5.5	6.0	-
12:02	7.5	6.5	12:02	6.3	6.2	-
12:03	10.5	6.8	12:03	8.5	6.3	-
12:04	6.3	6.8	12:04	7.8	6.7	-
12:05	8.3	7.0	12:05	8.0	7.2	-
12:06	5.0	6.9	12:06	5.0	7.3	-
12:07	5.0	6.8	12:07	5.0	7.1	-
12:08	4.0	6.5	12:08	5.3	6.9	-
12:09	4.5	6.4	12:09	5.0	6.8	-
12:10	4.8	6.3	12:10	5.8	6.7	-
12:11	7.5	6.2	12:11	7.5	6.7	-
12:12	6.0	5.9	12:12	6.5	6.6	-
12:13	6.0	5.7	12:13	7.8	6.5	-
12:14	4.8	5.7	12:14	6.0	6.5	-
12:15	2.0	5.6	12:15	6.0	6.4	-
12:16	2.3	5.6	12:16	5.5	6.4	-
12:17	2.3	5.3	12:17	5.5	6.3	-
12:18	3.5	4.8	12:18	4.8	6.1	-
12:19	5.3	4.7	12:19	5.0	5.9	-
12:20	7.0	4.7	12:20	5.5	5.7	-
12:21	5.8	4.7	12:21	6.5	5.8	-
12:22	3.8	4.6	12:22	5.5	5.9	-
12:23	1.3	4.4	12:23	4.8	5.8	-
12:24	1.0	4.2	12:24	5.3	5.9	-
12:25	2.3	4.0	12:25	5.0	5.8	-

Grand Union Bowling Alley Site
BCP #360222
150 Westchester Avenue, Port Chester
October 19, 2024

PARTICULATE DATA						
Upwind			Downwind			Exceeds Particulate Alarm Limit
Time	Concentration (ug/m^3)	15-Min Avg Concentration (ug/m^3)	Time	Concentration (ug/m^3)	15-Min Avg Concentration (ug/m^3)	
12:26	3.3	3.8	12:26	5.5	5.7	-
12:27	2.0	3.5	12:27	5.8	5.6	-
12:28	6.0	3.5	12:28	5.5	5.5	-
12:29	13.8	4.1	12:29	7.8	5.6	-
12:30	10.0	4.6	12:30	6.8	5.6	-
12:31	8.8	5.1	12:31	6.5	5.7	-
12:32	7.0	5.4	12:32	6.8	5.8	-
12:33	31.3	7.2	12:33	6.3	5.9	-
12:34	8.5	7.4	12:34	7.0	6.0	-
12:35	12.0	7.8	12:35	7.3	6.1	-
12:36	7.8	7.9	12:36	6.0	6.1	-
12:37	3.0	7.9	12:37	5.5	6.1	-
12:38	5.3	8.1	12:38	5.3	6.1	-
12:39	2.3	8.2	12:39	5.0	6.1	-
12:40	3.3	8.3	12:40	6.3	6.2	-
12:41	4.8	8.4	12:41	5.8	6.2	-
12:42	14.5	9.2	12:42	6.5	6.3	-
12:43	11.5	9.6	12:43	7.0	6.4	-
12:44	5.3	9.0	12:44	7.5	6.4	-
12:45	4.8	8.7	12:45	6.0	6.3	-
12:46	5.0	8.4	12:46	6.8	6.3	-
12:47	8.5	8.5	12:47	6.3	6.3	-
12:48	8.0	7.0	12:48	6.8	6.3	-
12:49	5.0	6.7	12:49	5.8	6.2	-
12:50	5.3	6.3	12:50	6.0	6.2	-
12:51	8.5	6.3	12:51	6.0	6.2	-
12:52	9.8	6.8	12:52	5.3	6.1	-
12:53	4.0	6.7	12:53	6.3	6.2	-
12:54	1.5	6.6	12:54	5.5	6.2	-
12:55	4.0	6.7	12:55	5.3	6.2	-
12:56	2.0	6.5	12:56	5.5	6.2	-
12:57	2.0	5.7	12:57	5.5	6.1	-
12:58	2.8	5.1	12:58	5.8	6.0	-
12:59	5.3	5.1	12:59	6.0	5.9	-
13:00	11.5	5.5	13:00	5.5	5.9	-
13:01	6.8	5.7	13:01	6.3	5.8	-
13:02	6.3	5.5	13:02	7.0	5.9	-
13:03	6.5	5.4	13:03	6.0	5.8	-
13:04	4.5	5.4	13:04	6.3	5.9	-
13:05	5.3	5.4	13:05	6.3	5.9	-
13:06	2.5	5.0	13:06	6.0	5.9	-
13:07	5.5	4.7	13:07	6.8	6.0	-
13:08	10.3	5.1	13:08	7.5	6.1	-
13:09	7.5	5.5	13:09	5.5	6.1	-
13:10	2.3	5.4	13:10	5.3	6.1	-
13:11	2.8	5.4	13:11	5.3	6.1	-
13:12	6.0	5.7	13:12	6.5	6.1	-
13:13	2.3	5.7	13:13	6.3	6.2	-

Grand Union Bowling Alley Site
BCP #360222
150 Westchester Avenue, Port Chester
October 19, 2024

PARTICULATE DATA						
Upwind			Downwind			Exceeds Particulate Alarm Limit
Time	Concentration (ug/m^3)	15-Min Avg Concentration (ug/m^3)	Time	Concentration (ug/m^3)	15-Min Avg Concentration (ug/m^3)	
13:14	3.5	5.6	13:14	6.5	6.2	-
13:15	6.8	5.2	13:15	5.5	6.2	-
13:16	14.5	5.8	13:16	6.0	6.2	-
13:17	4.5	5.6	13:17	17.5	6.9	-
13:18	4.5	5.5	13:18	17.5	7.6	-
13:19	4.3	5.5	13:19	13.8	8.1	-
13:20	3.8	5.4	13:20	9.0	8.3	-
13:21	9.0	5.8	13:21	9.5	8.6	-
13:22	3.5	5.7	13:22	7.8	8.6	-
13:23	7.8	5.5	13:23	7.8	8.6	-
13:24	29.3	7.0	13:24	6.5	8.7	-
13:25	8.5	7.4	13:25	5.5	8.7	-
13:26	5.8	7.6	13:26	8.0	8.9	-
13:27	2.5	7.4	13:27	6.0	8.9	-
13:28	4.8	7.5	13:28	5.5	8.8	-
13:29	2.8	7.5	13:29	9.8	9.0	-
13:30	3.8	7.3	13:30	7.3	9.2	-
13:31	4.3	6.6	13:31	7.0	9.2	-
13:32	6.3	6.7	13:32	6.3	8.5	-
13:33	8.8	7.0	13:33	6.3	7.7	-
13:34	2.5	6.9	13:34	6.0	7.2	-
13:35	2.5	6.8	13:35	7.0	7.1	-
13:36	2.5	6.4	13:36	7.3	6.9	-
13:37	5.0	6.5	13:37	7.3	6.9	-
13:38	2.8	6.1	13:38	7.0	6.8	-
13:39	4.5	4.5	13:39	11.0	7.1	-
13:40	1.8	4.0	13:40	6.8	7.2	-
13:41	4.0	3.9	13:41	7.3	7.2	-
13:42	4.5	4.0	13:42	7.3	7.3	-
13:43	4.0	4.0	13:43	6.5	7.3	-
13:44	3.0	4.0	13:44	7.0	7.1	-
13:45	7.5	4.3	13:45	7.5	7.2	-
13:46	7.8	4.5	13:46	7.8	7.2	-
13:47	10.5	4.8	13:47	9.0	7.4	-
13:48	5.8	4.6	13:48	6.8	7.4	-
13:49	12.5	5.2	13:49	6.5	7.5	-
13:50	11.3	5.8	13:50	6.8	7.4	-
13:51	3.5	5.9	13:51	6.0	7.4	-
13:52	8.3	6.1	13:52	5.8	7.3	-
13:53	2.8	6.1	13:53	5.8	7.2	-
13:54	5.8	6.2	13:54	6.8	6.9	-
13:55	8.0	6.6	13:55	7.0	6.9	-
13:56	6.3	6.8	13:56	5.8	6.8	-
13:57	7.8	7.0	13:57	5.8	6.7	-
13:58	2.8	6.9	13:58	6.8	6.7	-
13:59	8.8	7.3	13:59	11.0	7.0	-
14:00	9.3	7.4	14:00	8.5	7.1	-
14:01	2.3	7.0	14:01	6.3	7.0	-

Grand Union Bowling Alley Site
BCP #360222
150 Westchester Avenue, Port Chester
October 19, 2024

PARTICULATE DATA						
Upwind			Downwind			Exceeds Particulate Alarm Limit
Time	Concentration (ug/m^3)	15-Min Avg Concentration (ug/m^3)	Time	Concentration (ug/m^3)	15-Min Avg Concentration (ug/m^3)	
14:02	3.3	6.5	14:02	5.5	6.7	-
14:03	3.5	6.4	14:03	5.8	6.7	-
14:04	2.5	5.7	14:04	6.5	6.7	-
14:05	2.8	5.2	14:05	5.8	6.6	-
14:06	5.8	5.3	14:06	5.8	6.6	-
14:07	1.0	4.8	14:07	5.8	6.6	-
14:08	1.3	4.7	14:08	5.3	6.5	-
14:09	3.5	4.6	14:09	5.3	6.4	-
14:10	1.0	4.1	14:10	5.8	6.4	-
14:11	2.8	3.9	14:11	5.8	6.4	-
14:12	3.8	3.6	14:12	6.3	6.4	-
14:13	5.8	3.8	14:13	6.5	6.4	-
14:14	4.5	3.5	14:14	6.0	6.0	-
14:15	2.3	3.1	14:15	5.5	5.8	-
14:16	4.3	3.2	14:16	6.5	5.9	-
14:17	5.5	3.3	14:17	6.3	5.9	-
14:18	5.8	3.5	14:18	6.3	5.9	-
14:19	3.3	3.5	14:19	5.8	5.9	-
14:20	5.5	3.7	14:20	6.3	5.9	-
14:21	5.5	3.7	14:21	8.3	6.1	-
14:22	10.3	4.3	14:22	7.5	6.2	-
14:23	16.5	5.3	14:23	7.3	6.3	-
14:24	2.5	5.3	14:24	6.3	6.4	-
14:25	2.5	5.4	14:25	7.0	6.5	-
14:26	3.5	5.4	14:26	6.5	6.5	-
14:27	1.5	5.3	14:27	6.8	6.6	-
14:28	1.5	5.0	14:28	7.0	6.6	-
14:29	1.0	4.8	14:29	6.0	6.6	-
14:30	3.0	4.8	14:30	6.8	6.7	-
14:31	2.8	4.7	14:31	7.0	6.7	-
14:32	16.3	5.4	14:32	5.5	6.7	-
14:33	3.0	5.2	14:33	5.5	6.6	-
14:34	3.3	5.2	14:34	6.0	6.6	-
14:35	2.8	5.1	14:35	6.3	6.6	-
14:36	1.3	4.8	14:36	6.3	6.5	-
14:37	0.3	4.1	14:37	5.8	6.4	-
14:38	1.3	3.1	14:38	6.0	6.3	-
14:39	0.8	3.0	14:39	5.8	6.3	-
14:40	0.8	2.9	14:40	6.3	6.2	-
14:41	2.3	2.8	14:41	6.0	6.2	-
14:42	1.3	2.8	14:42	6.5	6.2	-
14:43	2.3	2.8	14:43	6.3	6.1	-
14:44	1.5	2.8	14:44	8.3	6.3	-
14:45	1.8	2.8	14:45	6.0	6.2	-
14:46	14.8	3.6	14:46	-	-	-

Grand Union Bowling Alley Site
BCP #360222
150 Westchester Avenue, Port Chester
October 19, 2024

Saturday, October 19, 2024						
				Number of Instances Where Downwind VOCs Exceeds Upwind VOCs + 5 =		0
				Number of Comparable Data Points =		309
				Start Time:		9:21
				End Time:		14:46
PID DATA						
Upwind			Downwind			Exceeds VOC Alarm Limit
Time	Concentration (ppm)	15-Min Avg Concentration (ppm)	Time	Concentration (ppm)	15-Min Avg Concentration (ppm)	
9:21	0.0	-	9:21	-	-	-
9:22	0.0	-	9:22	0.0	-	-
9:23	0.0	-	9:23	0.0	-	-
9:24	0.0	-	9:24	0.0	-	-
9:25	0.0	-	9:25	0.0	-	-
9:26	0.0	-	9:26	0.0	-	-
9:27	0.0	-	9:27	0.0	-	-
9:28	0.0	-	9:28	0.0	-	-
9:29	0.0	-	9:29	0.0	-	-
9:30	0.0	-	9:30	0.0	-	-
9:31	0.0	-	9:31	0.0	-	-
9:32	0.0	-	9:32	0.0	-	-
9:33	0.0	-	9:33	0.0	-	-
9:34	0.0	-	9:34	0.0	-	-
9:35	0.0	-	9:35	0.0	-	-
9:36	0.0	0.0	9:36	0.0	-	-
9:37	0.0	0.0	9:37	0.0	0.0	-
9:38	0.0	0.0	9:38	0.0	0.0	-
9:39	0.0	0.0	9:39	0.0	0.0	-
9:40	0.0	0.0	9:40	0.0	0.0	-
9:41	0.0	0.0	9:41	0.0	0.0	-
9:42	0.0	0.0	9:42	0.0	0.0	-
9:43	0.0	0.0	9:43	0.0	0.0	-
9:44	0.0	0.0	9:44	0.0	0.0	-
9:45	0.0	0.0	9:45	0.0	0.0	-
9:46	0.0	0.0	9:46	0.0	0.0	-
9:47	0.0	0.0	9:47	0.0	0.0	-
9:48	0.0	0.0	9:48	0.0	0.0	-
9:49	0.0	0.0	9:49	0.0	0.0	-
9:50	0.0	0.0	9:50	0.0	0.0	-
9:51	0.0	0.0	9:51	0.0	0.0	-
9:52	0.0	0.0	9:52	0.0	0.0	-
9:53	0.0	0.0	9:53	0.0	0.0	-
9:54	0.0	0.0	9:54	0.0	0.0	-
9:55	0.0	0.0	9:55	0.0	0.0	-
9:56	0.0	0.0	9:56	0.0	0.0	-
9:57	0.0	0.0	9:57	0.0	0.0	-
9:58	0.0	0.0	9:58	0.0	0.0	-
9:59	0.0	0.0	9:59	0.0	0.0	-
10:00	0.0	0.0	10:00	0.0	0.0	-
10:01	0.0	0.0	10:01	0.0	0.0	-
10:02	0.0	0.0	10:02	0.0	0.0	-

Grand Union Bowling Alley Site
BCP #360222
150 Westchester Avenue, Port Chester
October 19, 2024

PID DATA						
Upwind			Downwind			
Time	Concentration (ppm)	15-Min Avg Concentration (ppm)	Time	Concentration (ppm)	15-Min Avg Concentration (ppm)	Exceeds VOC Alarm Limit
10:03	0.0	0.0	10:03	0.0	0.0	-
10:04	0.0	0.0	10:04	0.0	0.0	-
10:05	0.0	0.0	10:05	0.0	0.0	-
10:06	0.0	0.0	10:06	0.0	0.0	-
10:07	0.0	0.0	10:07	0.0	0.0	-
10:08	0.0	0.0	10:08	0.0	0.0	-
10:09	0.0	0.0	10:09	0.0	0.0	-
10:10	0.0	0.0	10:10	0.0	0.0	-
10:11	0.0	0.0	10:11	0.0	0.0	-
10:12	0.0	0.0	10:12	0.0	0.0	-
10:13	0.0	0.0	10:13	0.0	0.0	-
10:14	0.0	0.0	10:14	0.0	0.0	-
10:15	0.0	0.0	10:15	0.0	0.0	-
10:16	0.0	0.0	10:16	0.0	0.0	-
10:17	0.0	0.0	10:17	0.0	0.0	-
10:18	0.0	0.0	10:18	0.0	0.0	-
10:19	0.0	0.0	10:19	0.0	0.0	-
10:20	0.0	0.0	10:20	0.0	0.0	-
10:21	0.0	0.0	10:21	0.0	0.0	-
10:22	0.0	0.0	10:22	0.0	0.0	-
10:23	0.0	0.0	10:23	0.0	0.0	-
10:24	0.0	0.0	10:24	0.0	0.0	-
10:25	0.0	0.0	10:25	0.0	0.0	-
10:26	0.0	0.0	10:26	0.0	0.0	-
10:27	0.0	0.0	10:27	0.0	0.0	-
10:28	0.0	0.0	10:28	0.0	0.0	-
10:29	0.0	0.0	10:29	0.0	0.0	-
10:30	0.0	0.0	10:30	0.0	0.0	-
10:31	0.0	0.0	10:31	0.0	0.0	-
10:32	0.0	0.0	10:32	0.0	0.0	-
10:33	0.0	0.0	10:33	0.0	0.0	-
10:34	0.0	0.0	10:34	0.0	0.0	-
10:35	0.0	0.0	10:35	0.0	0.0	-
10:36	0.0	0.0	10:36	0.0	0.0	-
10:37	0.0	0.0	10:37	0.0	0.0	-
10:38	0.0	0.0	10:38	0.0	0.0	-
10:39	0.0	0.0	10:39	0.0	0.0	-
10:40	0.0	0.0	10:40	0.0	0.0	-
10:41	0.0	0.0	10:41	0.0	0.0	-
10:42	0.0	0.0	10:42	0.0	0.0	-
10:43	0.0	0.0	10:43	0.0	0.0	-
10:44	0.0	0.0	10:44	0.0	0.0	-
10:45	0.0	0.0	10:45	0.0	0.0	-
10:46	0.0	0.0	10:46	0.0	0.0	-
10:47	0.0	0.0	10:47	0.0	0.0	-
10:48	0.0	0.0	10:48	0.0	0.0	-
10:49	0.0	0.0	10:49	0.0	0.0	-
10:50	0.0	0.0	10:50	0.0	0.0	-

Grand Union Bowling Alley Site
BCP #360222
150 Westchester Avenue, Port Chester
October 19, 2024

PID DATA						
Upwind			Downwind			
Time	Concentration (ppm)	15-Min Avg Concentration (ppm)	Time	Concentration (ppm)	15-Min Avg Concentration (ppm)	Exceeds VOC Alarm Limit
10:51	0.0	0.0	10:51	0.0	0.0	-
10:52	0.0	0.0	10:52	0.0	0.0	-
10:53	0.0	0.0	10:53	0.0	0.0	-
10:54	0.0	0.0	10:54	0.0	0.0	-
10:55	0.0	0.0	10:55	0.0	0.0	-
10:56	0.0	0.0	10:56	0.0	0.0	-
10:57	0.0	0.0	10:57	0.0	0.0	-
10:58	0.0	0.0	10:58	0.0	0.0	-
10:59	0.0	0.0	10:59	0.0	0.0	-
11:00	0.0	0.0	11:00	0.0	0.0	-
11:01	0.0	0.0	11:01	0.0	0.0	-
11:02	0.0	0.0	11:02	0.0	0.0	-
11:03	0.0	0.0	11:03	0.0	0.0	-
11:04	0.0	0.0	11:04	0.0	0.0	-
11:05	0.0	0.0	11:05	0.0	0.0	-
11:06	0.0	0.0	11:06	0.0	0.0	-
11:07	0.0	0.0	11:07	0.0	0.0	-
11:08	0.0	0.0	11:08	0.0	0.0	-
11:09	0.0	0.0	11:09	0.0	0.0	-
11:10	0.0	0.0	11:10	0.0	0.0	-
11:11	0.0	0.0	11:11	0.0	0.0	-
11:12	0.0	0.0	11:12	0.0	0.0	-
11:13	0.0	0.0	11:13	0.0	0.0	-
11:14	0.0	0.0	11:14	0.0	0.0	-
11:15	0.0	0.0	11:15	0.0	0.0	-
11:16	0.0	0.0	11:16	0.0	0.0	-
11:17	0.0	0.0	11:17	0.0	0.0	-
11:18	0.0	0.0	11:18	0.0	0.0	-
11:19	0.0	0.0	11:19	0.0	0.0	-
11:20	0.0	0.0	11:20	0.0	0.0	-
11:21	0.0	0.0	11:21	0.0	0.0	-
11:22	0.0	0.0	11:22	0.0	0.0	-
11:23	0.0	0.0	11:23	0.0	0.0	-
11:24	0.0	0.0	11:24	0.0	0.0	-
11:25	0.0	0.0	11:25	0.0	0.0	-
11:26	0.0	0.0	11:26	0.0	0.0	-
11:27	0.0	0.0	11:27	0.0	0.0	-
11:28	0.0	0.0	11:28	0.0	0.0	-
11:29	0.0	0.0	11:29	0.0	0.0	-
11:30	0.0	0.0	11:30	0.0	0.0	-
11:31	0.0	0.0	11:31	0.0	0.0	-
11:32	0.0	0.0	11:32	0.0	0.0	-
11:33	0.0	0.0	11:33	0.0	0.0	-
11:34	0.0	0.0	11:34	0.0	0.0	-
11:35	0.0	0.0	11:35	0.0	0.0	-
11:36	0.0	0.0	11:36	0.0	0.0	-
11:37	0.0	0.0	11:37	0.0	0.0	-
11:38	0.0	0.0	11:38	0.0	0.0	-

Grand Union Bowling Alley Site
BCP #360222
150 Westchester Avenue, Port Chester
October 19, 2024

PID DATA						
Upwind			Downwind			
Time	Concentration (ppm)	15-Min Avg Concentration (ppm)	Time	Concentration (ppm)	15-Min Avg Concentration (ppm)	Exceeds VOC Alarm Limit
11:39	0.0	0.0	11:39	0.0	0.0	-
11:40	0.0	0.0	11:40	0.0	0.0	-
11:41	0.0	0.0	11:41	0.0	0.0	-
11:42	0.0	0.0	11:42	0.0	0.0	-
11:43	0.0	0.0	11:43	0.0	0.0	-
11:44	0.0	0.0	11:44	0.0	0.0	-
11:45	0.0	0.0	11:45	0.0	0.0	-
11:46	0.0	0.0	11:46	0.0	0.0	-
11:47	0.0	0.0	11:47	0.0	0.0	-
11:48	0.0	0.0	11:48	0.0	0.0	-
11:49	0.0	0.0	11:49	0.0	0.0	-
11:50	0.0	0.0	11:50	0.0	0.0	-
11:51	0.0	0.0	11:51	0.0	0.0	-
11:52	0.0	0.0	11:52	0.0	0.0	-
11:53	0.0	0.0	11:53	0.0	0.0	-
11:54	0.0	0.0	11:54	0.0	0.0	-
11:55	0.0	0.0	11:55	0.0	0.0	-
11:56	0.0	0.0	11:56	0.0	0.0	-
11:57	0.0	0.0	11:57	0.0	0.0	-
11:58	0.0	0.0	11:58	0.0	0.0	-
11:59	0.0	0.0	11:59	0.0	0.0	-
12:00	0.0	0.0	12:00	0.0	0.0	-
12:01	0.0	0.0	12:01	0.0	0.0	-
12:02	0.0	0.0	12:02	0.0	0.0	-
12:03	0.0	0.0	12:03	0.0	0.0	-
12:04	0.0	0.0	12:04	0.0	0.0	-
12:05	0.0	0.0	12:05	0.0	0.0	-
12:06	0.0	0.0	12:06	0.0	0.0	-
12:07	0.0	0.0	12:07	0.0	0.0	-
12:08	0.0	0.0	12:08	0.0	0.0	-
12:09	0.0	0.0	12:09	0.0	0.0	-
12:10	0.0	0.0	12:10	0.0	0.0	-
12:11	0.0	0.0	12:11	0.0	0.0	-
12:12	0.0	0.0	12:12	0.0	0.0	-
12:13	0.0	0.0	12:13	0.0	0.0	-
12:14	0.0	0.0	12:14	0.0	0.0	-
12:15	0.0	0.0	12:15	0.0	0.0	-
12:16	0.0	0.0	12:16	0.0	0.0	-
12:17	0.0	0.0	12:17	0.0	0.0	-
12:18	0.0	0.0	12:18	0.0	0.0	-
12:19	0.0	0.0	12:19	0.0	0.0	-
12:20	0.0	0.0	12:20	0.0	0.0	-
12:21	0.0	0.0	12:21	0.0	0.0	-
12:22	0.0	0.0	12:22	0.0	0.0	-
12:23	0.0	0.0	12:23	0.0	0.0	-
12:24	0.0	0.0	12:24	0.0	0.0	-
12:25	0.0	0.0	12:25	0.0	0.0	-
12:26	0.0	0.0	12:26	0.0	0.0	-

Grand Union Bowling Alley Site
BCP #360222
150 Westchester Avenue, Port Chester
October 19, 2024

PID DATA						
Upwind			Downwind			
Time	Concentration (ppm)	15-Min Avg Concentration (ppm)	Time	Concentration (ppm)	15-Min Avg Concentration (ppm)	Exceeds VOC Alarm Limit
12:27	0.0	0.0	12:27	0.0	0.0	-
12:28	0.0	0.0	12:28	0.0	0.0	-
12:29	0.0	0.0	12:29	0.0	0.0	-
12:30	0.0	0.0	12:30	0.0	0.0	-
12:31	0.0	0.0	12:31	0.0	0.0	-
12:32	0.0	0.0	12:32	0.0	0.0	-
12:33	0.0	0.0	12:33	0.0	0.0	-
12:34	0.0	0.0	12:34	0.0	0.0	-
12:35	0.0	0.0	12:35	0.0	0.0	-
12:36	0.0	0.0	12:36	0.0	0.0	-
12:37	0.0	0.0	12:37	0.0	0.0	-
12:38	0.0	0.0	12:38	0.0	0.0	-
12:39	0.0	0.0	12:39	0.0	0.0	-
12:40	0.0	0.0	12:40	0.0	0.0	-
12:41	0.0	0.0	12:41	0.0	0.0	-
12:42	0.0	0.0	12:42	0.0	0.0	-
12:43	0.0	0.0	12:43	0.0	0.0	-
12:44	0.0	0.0	12:44	0.0	0.0	-
12:45	0.0	0.0	12:45	0.0	0.0	-
12:46	0.0	0.0	12:46	0.0	0.0	-
12:47	0.0	0.0	12:47	0.0	0.0	-
12:48	0.0	0.0	12:48	0.0	0.0	-
12:49	0.0	0.0	12:49	0.0	0.0	-
12:50	0.0	0.0	12:50	0.0	0.0	-
12:51	0.0	0.0	12:51	0.0	0.0	-
12:52	0.0	0.0	12:52	0.0	0.0	-
12:53	0.0	0.0	12:53	0.0	0.0	-
12:54	0.0	0.0	12:54	0.0	0.0	-
12:55	0.0	0.0	12:55	0.0	0.0	-
12:56	0.0	0.0	12:56	0.0	0.0	-
12:57	0.0	0.0	12:57	0.0	0.0	-
12:58	0.0	0.0	12:58	0.0	0.0	-
12:59	0.0	0.0	12:59	0.0	0.0	-
13:00	0.0	0.0	13:00	0.0	0.0	-
13:01	0.0	0.0	13:01	0.0	0.0	-
13:02	0.0	0.0	13:02	0.0	0.0	-
13:03	0.0	0.0	13:03	0.0	0.0	-
13:04	0.0	0.0	13:04	0.0	0.0	-
13:05	0.0	0.0	13:05	0.0	0.0	-
13:06	0.0	0.0	13:06	0.0	0.0	-
13:07	0.0	0.0	13:07	0.0	0.0	-
13:08	0.0	0.0	13:08	0.0	0.0	-
13:09	0.0	0.0	13:09	0.0	0.0	-
13:10	0.0	0.0	13:10	0.0	0.0	-
13:11	0.0	0.0	13:11	0.0	0.0	-
13:12	0.0	0.0	13:12	0.0	0.0	-
13:13	0.0	0.0	13:13	0.0	0.0	-
13:14	0.0	0.0	13:14	0.0	0.0	-

Grand Union Bowling Alley Site
BCP #360222
150 Westchester Avenue, Port Chester
October 19, 2024

PID DATA						
Upwind			Downwind			
Time	Concentration (ppm)	15-Min Avg Concentration (ppm)	Time	Concentration (ppm)	15-Min Avg Concentration (ppm)	Exceeds VOC Alarm Limit
13:15	0.0	0.0	13:15	0.0	0.0	-
13:16	0.0	0.0	13:16	0.0	0.0	-
13:17	0.0	0.0	13:17	0.0	0.0	-
13:18	0.0	0.0	13:18	0.0	0.0	-
13:19	0.0	0.0	13:19	0.0	0.0	-
13:20	0.0	0.0	13:20	0.0	0.0	-
13:21	0.0	0.0	13:21	0.0	0.0	-
13:22	0.0	0.0	13:22	0.0	0.0	-
13:23	0.0	0.0	13:23	0.0	0.0	-
13:24	0.0	0.0	13:24	0.0	0.0	-
13:25	0.0	0.0	13:25	0.0	0.0	-
13:26	0.0	0.0	13:26	0.0	0.0	-
13:27	0.0	0.0	13:27	0.0	0.0	-
13:28	0.0	0.0	13:28	0.0	0.0	-
13:29	0.0	0.0	13:29	0.0	0.0	-
13:30	0.0	0.0	13:30	0.0	0.0	-
13:31	0.0	0.0	13:31	0.0	0.0	-
13:32	0.0	0.0	13:32	0.0	0.0	-
13:33	0.0	0.0	13:33	0.0	0.0	-
13:34	0.0	0.0	13:34	0.0	0.0	-
13:35	0.0	0.0	13:35	0.0	0.0	-
13:36	0.0	0.0	13:36	0.0	0.0	-
13:37	0.0	0.0	13:37	0.0	0.0	-
13:38	0.0	0.0	13:38	0.0	0.0	-
13:39	0.0	0.0	13:39	0.0	0.0	-
13:40	0.0	0.0	13:40	0.0	0.0	-
13:41	0.0	0.0	13:41	0.0	0.0	-
13:42	0.0	0.0	13:42	0.0	0.0	-
13:43	0.0	0.0	13:43	0.0	0.0	-
13:44	0.0	0.0	13:44	0.0	0.0	-
13:45	0.0	0.0	13:45	0.0	0.0	-
13:46	0.0	0.0	13:46	0.0	0.0	-
13:47	0.0	0.0	13:47	0.0	0.0	-
13:48	0.0	0.0	13:48	0.0	0.0	-
13:49	0.0	0.0	13:49	0.0	0.0	-
13:50	0.0	0.0	13:50	0.0	0.0	-
13:51	0.0	0.0	13:51	0.0	0.0	-
13:52	0.0	0.0	13:52	0.0	0.0	-
13:53	0.0	0.0	13:53	0.0	0.0	-
13:54	0.0	0.0	13:54	0.0	0.0	-
13:55	0.0	0.0	13:55	0.0	0.0	-
13:56	0.0	0.0	13:56	0.0	0.0	-
13:57	0.0	0.0	13:57	0.0	0.0	-
13:58	0.0	0.0	13:58	0.0	0.0	-
13:59	0.0	0.0	13:59	0.0	0.0	-
14:00	0.0	0.0	14:00	0.0	0.0	-
14:01	0.0	0.0	14:01	0.0	0.0	-
14:02	0.0	0.0	14:02	0.0	0.0	-

Grand Union Bowling Alley Site
BCP #360222
150 Westchester Avenue, Port Chester
October 19, 2024

PID DATA						
Upwind			Downwind			
Time	Concentration (ppm)	15-Min Avg Concentration (ppm)	Time	Concentration (ppm)	15-Min Avg Concentration (ppm)	Exceeds VOC Alarm Limit
14:03	0.0	0.0	14:03	0.0	0.0	-
14:04	0.0	0.0	14:04	0.0	0.0	-
14:05	0.0	0.0	14:05	0.0	0.0	-
14:06	0.0	0.0	14:06	0.0	0.0	-
14:07	0.0	0.0	14:07	0.0	0.0	-
14:08	0.0	0.0	14:08	0.0	0.0	-
14:09	0.0	0.0	14:09	0.0	0.0	-
14:10	0.0	0.0	14:10	0.0	0.0	-
14:11	0.0	0.0	14:11	0.0	0.0	-
14:12	0.0	0.0	14:12	0.0	0.0	-
14:13	0.0	0.0	14:13	0.0	0.0	-
14:14	0.0	0.0	14:14	0.0	0.0	-
14:15	0.0	0.0	14:15	0.0	0.0	-
14:16	0.0	0.0	14:16	0.0	0.0	-
14:17	0.0	0.0	14:17	0.0	0.0	-
14:18	0.0	0.0	14:18	0.0	0.0	-
14:19	0.0	0.0	14:19	0.0	0.0	-
14:20	0.0	0.0	14:20	0.0	0.0	-
14:21	0.0	0.0	14:21	0.0	0.0	-
14:22	0.0	0.0	14:22	0.0	0.0	-
14:23	0.0	0.0	14:23	0.0	0.0	-
14:24	0.0	0.0	14:24	0.0	0.0	-
14:25	0.0	0.0	14:25	0.0	0.0	-
14:26	0.0	0.0	14:26	0.0	0.0	-
14:27	0.0	0.0	14:27	0.0	0.0	-
14:28	0.0	0.0	14:28	0.0	0.0	-
14:29	0.0	0.0	14:29	0.0	0.0	-
14:30	0.0	0.0	14:30	0.0	0.0	-
14:31	0.0	0.0	14:31	0.0	0.0	-
14:32	0.0	0.0	14:32	0.0	0.0	-
14:33	0.0	0.0	14:33	0.0	0.0	-
14:34	0.0	0.0	14:34	0.0	0.0	-
14:35	0.0	0.0	14:35	0.0	0.0	-
14:36	0.0	0.0	14:36	0.0	0.0	-
14:37	0.0	0.0	14:37	0.0	0.0	-
14:38	0.0	0.0	14:38	0.0	0.0	-
14:39	0.0	0.0	14:39	0.0	0.0	-
14:40	0.0	0.0	14:40	0.0	0.0	-
14:41	0.0	0.0	14:41	0.0	0.0	-
14:42	0.0	0.0	14:42	0.0	0.0	-
14:43	0.0	0.0	14:43	0.0	0.0	-
14:44	0.0	0.0	14:44	0.0	0.0	-
14:45	0.0	0.0	14:45	0.0	0.0	-
14:46	0.0	0.0	14:46	-	-	-

SESI CONSULTING ENGINEERS

959 US-46 Floor 3, Suite 300 - Parsippany-Troy Hills, NJ

DAILY AIR MONITORING REPORT
150 Westchester Avenue
Port Chester, New York

10/21/2024

Rev. No. 0 | Page 1 of 2

Project Number: 11895A

Dust Action Level: 150 µg/m^3

VOC Action Level: 5 ppm

Weather Data Range for Work Day		Wind Direction	WNW	Relative Humidity (%)	34.0 - 88.0	Daily Rain Total (in)	0.00	Readings in the summary table and graphs below are the reported downwind concentrations.
Temperature (°F)	43.0 - 77.0	Wind Speed (MPH)	0.5 - 4.9	Barometer (inHg)	30.20 - 30.20	Avg. Dew Point Temp (°F)	48.8	

Station Location	Daily Avg. Dust Concentration (µg/m^3)	Max 15-Min Dust Concentration (µg/m^3)	Time of Max Dust Reading	Daily Avg. VOC Concentration (ppm)	Max 15-Min VOC Concentration (ppm)	Time of Max VOC Reading
Upwind	20.3	51.4	8:35	0.0	0.0	8:30
Downwind	14.7	24.6	12:26	0.0	0.0	8:34

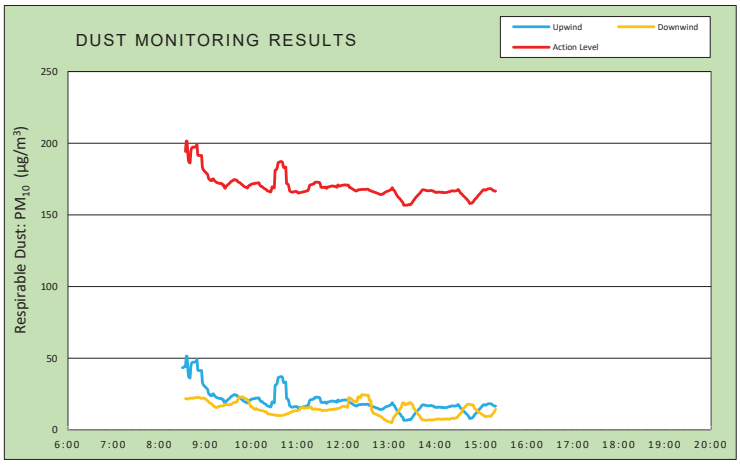

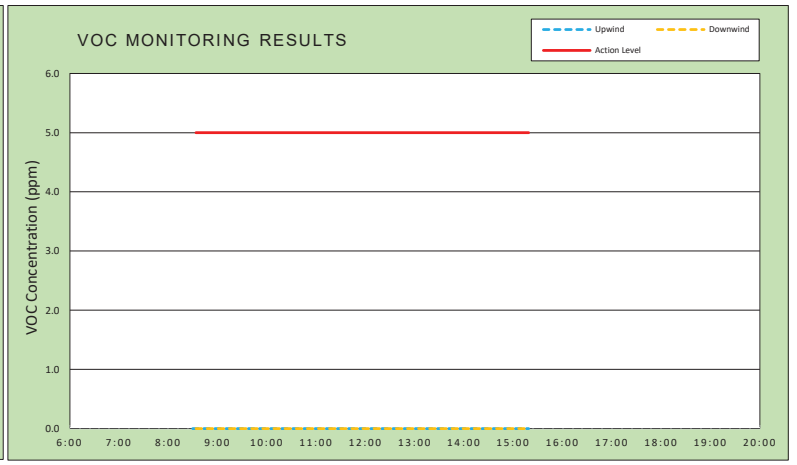

Air Monitoring Notes:

Weather Notes:

EMILCOTT
A Triumvirate Environmental Company

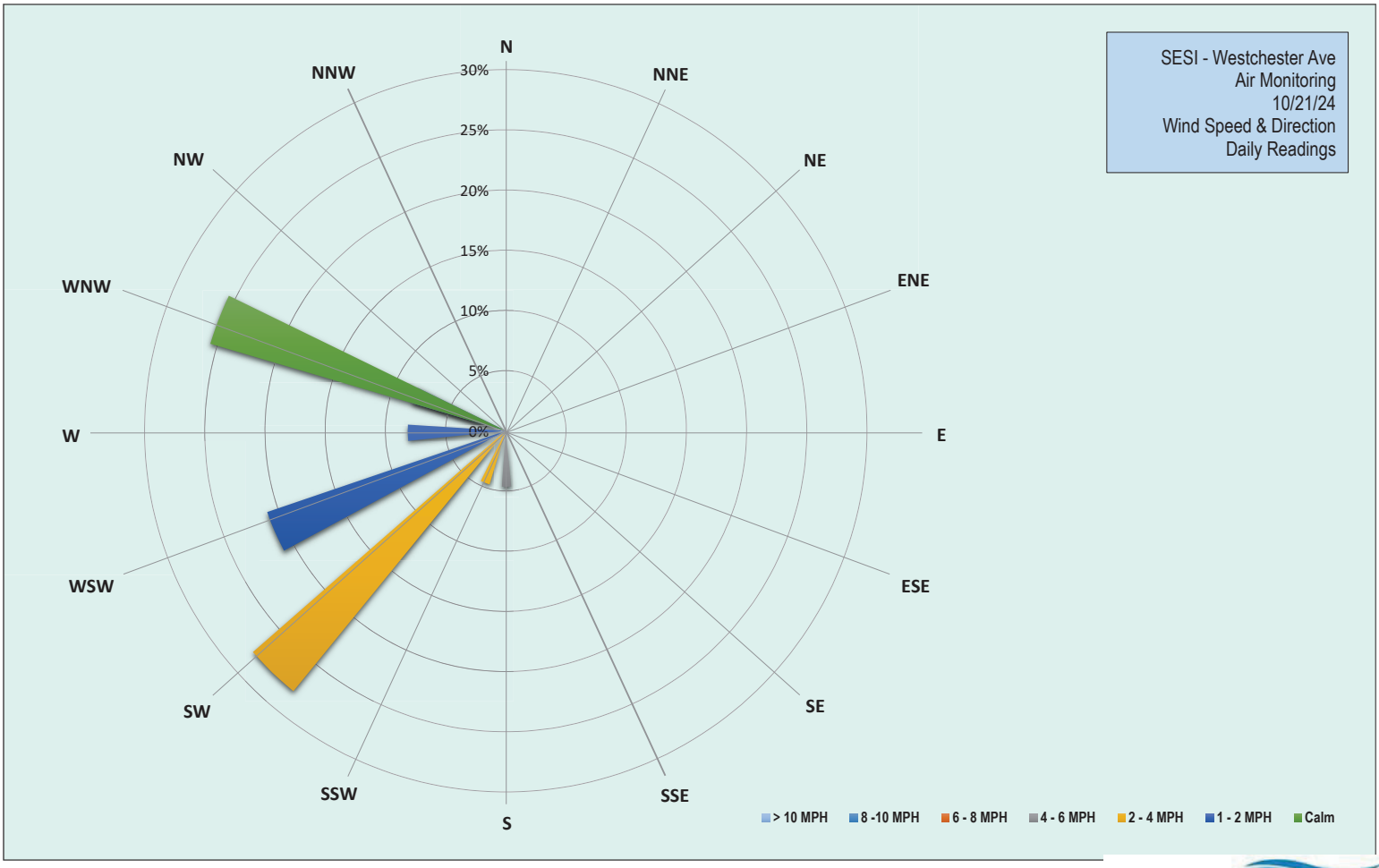

EMILCOTT
A Triumvirate Environmental Company

Grand Union Bowling Alley Site
BCP #360222
150 Westchester Avenue, Port Chester
October 21, 2024

Monday, October 21, 2024						
Number of Instances Where Downwind Particulates Exceeds Upwind Particulate + 150 =						0
Number of Comparable Data Points =						406
Start Time:						8:15
End Time:						15:19
PARTICULATE DATA						
Upwind			Downwind			Exceeds Particulate Alarm Limit
Time	Concentration (ug/m^3)	15-Min Avg Concentration (ug/m^3)	Time	Concentration (ug/m^3)	15-Min Avg Concentration (ug/m^3)	
8:15	23.7	-	8:15	-	-	-
8:16	24.4	-	8:16	-	-	-
8:17	22.6	-	8:17	-	-	-
8:18	26.6	-	8:18	-	-	-
8:19	30.5	-	8:19	21.4	-	-
8:20	33.3	-	8:20	21.2	-	-
8:21	34.8	-	8:21	23.8	-	-
8:22	147.3	-	8:22	23.0	-	-
8:23	116.0	-	8:23	21.8	-	-
8:24	43.8	-	8:24	20.6	-	-
8:25	33.5	-	8:25	21.8	-	-
8:26	24.5	-	8:26	22.0	-	-
8:27	25.3	-	8:27	22.4	-	-
8:28	28.3	-	8:28	22.8	-	-
8:29	30.3	-	8:29	22.0	-	-
8:30	30.8	43.4	8:30	21.0	-	-
8:31	25.0	43.5	8:31	20.4	-	-
8:32	30.8	44.0	8:32	23.0	-	-
8:33	27.5	44.1	8:33	20.6	-	-
8:34	32.8	44.2	8:34	22.2	21.9	-
8:35	140.3	51.4	8:35	20.8	21.9	-
8:36	34.8	51.4	8:36	20.0	21.6	-
8:37	25.8	43.3	8:37	21.4	21.5	-
8:38	30.0	37.5	8:38	24.8	21.7	-
8:39	29.3	36.6	8:39	25.8	22.1	-
8:40	28.5	36.2	8:40	23.8	22.2	-
8:41	147.0	44.4	8:41	22.4	22.2	-
8:42	57.5	46.6	8:42	20.0	22.1	-
8:43	36.8	47.1	8:43	23.0	22.1	-
8:44	33.5	47.3	8:44	23.8	22.2	-
8:45	29.3	47.2	8:45	23.0	22.3	-
8:46	27.5	47.4	8:46	22.0	22.4	-
8:47	30.5	47.4	8:47	22.0	22.4	-
8:48	31.0	47.6	8:48	23.0	22.5	-
8:49	53.3	49.0	8:49	22.2	22.5	-
8:50	33.5	41.9	8:50	21.8	22.6	-
8:51	28.8	41.5	8:51	22.4	22.8	-
8:52	26.3	41.5	8:52	21.0	22.7	-
8:53	28.5	41.4	8:53	20.2	22.4	-
8:54	28.8	41.4	8:54	21.0	22.1	-
8:55	29.8	41.5	8:55	23.2	22.1	-
8:56	32.8	33.8	8:56	23.4	22.1	-

Grand Union Bowling Alley Site
BCP #360222
150 Westchester Avenue, Port Chester
October 21, 2024

PARTICULATE DATA						
Upwind			Downwind			Exceeds Particulate Alarm Limit
Time	Concentration (ug/m^3)	15-Min Avg Concentration (ug/m^3)	Time	Concentration (ug/m^3)	15-Min Avg Concentration (ug/m^3)	
8:57	27.0	31.8	8:57	21.2	22.2	-
8:58	26.5	31.1	8:58	23.6	22.3	-
8:59	23.0	30.4	8:59	20.6	22.0	-
9:00	22.3	30.0	9:00	15.8	21.6	-
9:01	18.8	29.4	9:01	15.6	21.1	-
9:02	21.5	28.8	9:02	16.0	20.7	-
9:03	20.8	28.1	9:03	15.8	20.3	-
9:04	18.5	25.8	9:04	14.8	19.8	-
9:05	20.0	24.9	9:05	14.8	19.3	-
9:06	23.0	24.5	9:06	14.0	18.7	-
9:07	18.3	24.0	9:07	16.6	18.4	-
9:08	36.3	24.5	9:08	15.4	18.1	-
9:09	22.5	24.1	9:09	14.8	17.7	-
9:10	48.3	25.3	9:10	14.4	17.1	-
9:11	22.3	24.6	9:11	15.2	16.6	-
9:12	17.3	23.9	9:12	16.0	16.2	-
9:13	17.8	23.4	9:13	18.4	15.9	-
9:14	16.5	22.9	9:14	17.0	15.6	-
9:15	16.8	22.6	9:15	16.6	15.7	-
9:16	17.3	22.5	9:16	18.6	15.9	-
9:17	18.5	22.3	9:17	19.8	16.1	-
9:18	17.3	22.0	9:18	21.8	16.5	-
9:19	17.3	21.9	9:19	15.8	16.6	-
9:20	22.8	22.1	9:20	15.6	16.7	-
9:21	18.3	21.8	9:21	15.4	16.8	-
9:22	15.8	21.6	9:22	15.8	16.7	-
9:23	20.8	20.6	9:23	16.2	16.8	-
9:24	24.3	20.7	9:24	18.4	17.0	-
9:25	21.0	18.9	9:25	20.2	17.4	-
9:26	18.5	18.7	9:26	24.4	18.0	-
9:27	34.8	19.8	9:27	15.4	18.0	-
9:28	26.0	20.4	9:28	14.2	17.7	-
9:29	25.5	21.0	9:29	16.6	17.7	-
9:30	22.8	21.4	9:30	16.0	17.6	-
9:31	25.0	21.9	9:31	19.0	17.6	-
9:32	25.3	22.3	9:32	20.6	17.7	-
9:33	27.0	23.0	9:33	20.4	17.6	-
9:34	25.3	23.5	9:34	21.5	18.0	-
9:35	25.0	23.7	9:35	21.0	18.3	-
9:36	23.8	24.0	9:36	21.3	18.7	-
9:37	23.3	24.5	9:37	21.5	19.1	-
9:38	22.3	24.6	9:38	19.5	19.3	-
9:39	20.8	24.4	9:39	17.0	19.2	-
9:40	18.8	24.3	9:40	22.8	19.4	-
9:41	19.8	24.3	9:41	27.0	19.6	-
9:42	19.8	23.3	9:42	33.5	20.8	-
9:43	20.0	22.9	9:43	26.5	21.6	-
9:44	21.3	22.7	9:44	39.3	23.1	-

Grand Union Bowling Alley Site
BCP #360222
150 Westchester Avenue, Port Chester
October 21, 2024

PARTICULATE DATA						
Upwind			Downwind			Exceeds Particulate Alarm Limit
Time	Concentration (ug/m^3)	15-Min Avg Concentration (ug/m^3)	Time	Concentration (ug/m^3)	15-Min Avg Concentration (ug/m^3)	
9:45	19.8	22.5	9:45	15.3	23.1	-
9:46	18.0	22.0	9:46	16.5	22.9	-
9:47	18.8	21.6	9:47	19.8	22.8	-
9:48	18.5	21.0	9:48	24.5	23.1	-
9:49	19.0	20.6	9:49	19.0	23.0	-
9:50	17.0	20.0	9:50	16.3	22.6	-
9:51	19.8	19.8	9:51	15.3	22.2	-
9:52	19.5	19.5	9:52	15.3	21.8	-
9:53	17.3	19.2	9:53	18.5	21.8	-
9:54	17.8	19.0	9:54	16.0	21.7	-
9:55	16.0	18.8	9:55	13.3	21.1	-
9:56	38.0	20.0	9:56	14.0	20.2	-
9:57	25.8	20.4	9:57	13.0	18.8	-
9:58	27.3	20.9	9:58	14.3	18.0	-
9:59	20.0	20.8	9:59	14.0	16.3	-
10:00	27.8	21.4	10:00	12.5	16.1	-
10:01	21.5	21.6	10:01	13.3	15.9	-
10:02	21.3	21.8	10:02	14.5	15.6	-
10:03	19.5	21.8	10:03	14.0	14.9	-
10:04	17.5	21.7	10:04	13.8	14.5	-
10:05	22.5	22.1	10:05	14.3	14.4	-
10:06	21.5	22.2	10:06	23.3	14.9	-
10:07	19.5	22.2	10:07	13.0	14.8	-
10:08	17.3	22.2	10:08	11.3	14.3	-
10:09	19.3	22.3	10:09	13.3	14.1	-
10:10	17.3	22.4	10:10	11.8	14.0	-
10:11	16.5	21.0	10:11	10.3	13.8	-
10:12	15.3	20.3	10:12	11.0	13.6	-
10:13	19.5	19.7	10:13	15.8	13.7	-
10:14	22.0	19.9	10:14	11.3	13.5	-
10:15	17.5	19.2	10:15	10.0	13.4	-
10:16	16.3	18.8	10:16	10.8	13.2	-
10:17	14.8	18.4	10:17	11.0	13.0	-
10:18	15.3	18.1	10:18	11.8	12.8	-
10:19	14.0	17.9	10:19	11.5	12.7	-
10:20	13.8	17.3	10:20	9.8	12.4	-
10:21	14.3	16.8	10:21	9.0	11.4	-
10:22	16.3	16.6	10:22	9.8	11.2	-
10:23	16.5	16.6	10:23	11.0	11.2	-
10:24	14.8	16.3	10:24	11.0	11.0	-
10:25	13.5	16.0	10:25	9.8	10.9	-
10:26	29.3	16.9	10:26	10.0	10.9	-
10:27	55.5	19.5	10:27	9.3	10.8	-
10:28	18.8	19.5	10:28	14.3	10.7	-
10:29	15.5	19.1	10:29	8.5	10.5	-
10:30	14.0	18.8	10:30	10.5	10.5	-
10:31	200.0	31.1	10:31	9.8	10.5	-
10:32	20.3	31.4	10:32	8.0	10.3	-

Grand Union Bowling Alley Site
BCP #360222
150 Westchester Avenue, Port Chester
October 21, 2024

PARTICULATE DATA						
Upwind			Downwind			Exceeds Particulate Alarm Limit
Time	Concentration (ug/m^3)	15-Min Avg Concentration (ug/m^3)	Time	Concentration (ug/m^3)	15-Min Avg Concentration (ug/m^3)	
10:33	21.5	31.9	10:33	10.3	10.2	-
10:34	38.0	33.5	10:34	10.0	10.1	-
10:35	57.5	36.4	10:35	9.5	10.0	-
10:36	20.0	36.8	10:36	9.8	10.1	-
10:37	19.5	37.0	10:37	11.0	10.2	-
10:38	19.5	37.2	10:38	9.5	10.1	-
10:39	14.8	37.2	10:39	10.8	10.1	-
10:40	12.5	37.1	10:40	12.3	10.2	-
10:41	13.0	36.0	10:41	11.8	10.3	-
10:42	13.8	33.2	10:42	10.5	10.4	-
10:43	14.8	33.0	10:43	14.0	10.4	-
10:44	17.8	33.1	10:44	12.5	10.7	-
10:45	18.3	33.4	10:45	13.8	10.9	-
10:46	29.0	22.0	10:46	12.0	11.0	-
10:47	16.3	21.7	10:47	13.0	11.4	-
10:48	14.0	21.2	10:48	9.8	11.3	-
10:49	15.3	19.7	10:49	15.8	11.7	-
10:50	15.8	16.9	10:50	12.5	11.9	-
10:51	13.3	16.5	10:51	14.8	12.3	-
10:52	14.3	16.1	10:52	12.8	12.4	-
10:53	15.5	15.9	10:53	14.8	12.7	-
10:54	14.5	15.9	10:54	14.8	13.0	-
10:55	15.3	16.0	10:55	13.3	13.1	-
10:56	15.8	16.2	10:56	14.5	13.2	-
10:57	15.0	16.3	10:57	14.0	13.5	-
10:58	15.8	16.4	10:58	13.3	13.4	-
10:59	16.8	16.3	10:59	13.3	13.5	-
11:00	15.5	16.1	11:00	14.3	13.5	-
11:01	16.5	15.3	11:01	14.3	13.7	-
11:02	16.5	15.3	11:02	15.3	13.8	-
11:03	16.3	15.5	11:03	13.8	14.1	-
11:04	17.8	15.6	11:04	33.3	15.2	-
11:05	16.5	15.7	11:05	16.3	15.5	-
11:06	15.5	15.8	11:06	14.3	15.5	-
11:07	16.5	16.0	11:07	15.5	15.6	-
11:08	17.8	16.1	11:08	12.3	15.5	-
11:09	16.0	16.2	11:09	12.5	15.3	-
11:10	17.0	16.3	11:10	15.0	15.4	-
11:11	17.5	16.5	11:11	14.5	15.4	-
11:12	19.0	16.7	11:12	13.8	15.4	-
11:13	18.5	16.9	11:13	14.5	15.5	-
11:14	18.0	17.0	11:14	13.8	15.5	-
11:15	35.8	18.3	11:15	15.5	15.6	-
11:16	47.5	20.4	11:16	16.3	15.8	-
11:17	23.8	20.9	11:17	19.0	16.0	-
11:18	20.3	21.2	11:18	14.3	16.0	-
11:19	17.8	21.2	11:19	13.0	14.7	-
11:20	19.5	21.4	11:20	13.5	14.5	-

Grand Union Bowling Alley Site
BCP #360222
150 Westchester Avenue, Port Chester
October 21, 2024

PARTICULATE DATA						
Upwind			Downwind			Exceeds Particulate Alarm Limit
Time	Concentration (ug/m^3)	15-Min Avg Concentration (ug/m^3)	Time	Concentration (ug/m^3)	15-Min Avg Concentration (ug/m^3)	
11:21	21.0	21.7	11:21	13.0	14.4	-
11:22	17.0	21.8	11:22	14.3	14.3	-
11:23	31.5	22.7	11:23	16.3	14.6	-
11:24	18.3	22.8	11:24	13.3	14.7	-
11:25	17.0	22.8	11:25	12.8	14.5	-
11:26	18.5	22.9	11:26	12.0	14.3	-
11:27	17.5	22.8	11:27	13.5	14.3	-
11:28	16.3	22.6	11:28	13.5	14.3	-
11:29	18.3	22.7	11:29	14.3	14.3	-
11:30	17.3	21.4	11:30	13.3	14.1	-
11:31	16.8	19.4	11:31	14.0	14.0	-
11:32	22.3	19.3	11:32	12.3	13.5	-
11:33	18.8	19.2	11:33	14.0	13.5	-
11:34	17.5	19.2	11:34	15.0	13.7	-
11:35	21.8	19.3	11:35	14.8	13.7	-
11:36	20.3	19.3	11:36	12.5	13.7	-
11:37	20.0	19.5	11:37	15.3	13.8	-
11:38	18.0	18.6	11:38	13.5	13.6	-
11:39	24.0	18.9	11:39	15.8	13.8	-
11:40	26.0	19.5	11:40	14.5	13.9	-
11:41	18.8	19.6	11:41	15.0	14.1	-
11:42	19.0	19.7	11:42	13.5	14.1	-
11:43	20.3	19.9	11:43	16.0	14.2	-
11:44	20.3	20.1	11:44	14.5	14.3	-
11:45	18.5	20.1	11:45	13.5	14.3	-
11:46	18.8	20.3	11:46	14.5	14.3	-
11:47	18.0	20.0	11:47	15.5	14.5	-
11:48	18.3	20.0	11:48	14.8	14.6	-
11:49	18.8	20.0	11:49	15.5	14.6	-
11:50	17.0	19.7	11:50	14.8	14.6	-
11:51	16.5	19.5	11:51	14.5	14.7	-
11:52	18.8	19.4	11:52	15.0	14.7	-
11:53	41.5	21.0	11:53	17.3	15.0	-
11:54	17.5	20.5	11:54	18.3	15.1	-
11:55	20.3	20.1	11:55	15.3	15.2	-
11:56	19.5	20.2	11:56	19.5	15.5	-
11:57	22.8	20.4	11:57	18.0	15.8	-
11:58	22.8	20.6	11:58	21.8	16.2	-
11:59	20.8	20.6	11:59	18.0	16.4	-
12:00	20.8	20.8	12:00	15.5	16.5	-
12:01	20.3	20.9	12:01	14.3	16.5	-
12:02	18.5	20.9	12:02	13.0	16.4	-
12:03	19.3	21.0	12:03	13.3	16.3	-
12:04	15.8	20.8	12:04	13.3	16.1	-
12:05	17.3	20.8	12:05	11.8	15.9	-
12:06	17.3	20.9	12:06	12.0	15.7	-
12:07	16.8	20.7	12:07	117.5	22.6	-
12:08	18.5	19.2	12:08	13.0	22.3	-

Grand Union Bowling Alley Site
BCP #360222
150 Westchester Avenue, Port Chester
October 21, 2024

PARTICULATE DATA						
Upwind			Downwind			Exceeds Particulate Alarm Limit
Time	Concentration (ug/m^3)	15-Min Avg Concentration (ug/m^3)	Time	Concentration (ug/m^3)	15-Min Avg Concentration (ug/m^3)	
12:09	16.5	19.1	12:09	12.8	21.9	-
12:10	15.5	18.8	12:10	15.0	21.9	-
12:11	16.3	18.6	12:11	10.8	21.3	-
12:12	15.5	18.1	12:12	13.8	21.0	-
12:13	17.8	17.8	12:13	12.5	20.4	-
12:14	16.5	17.5	12:14	12.8	20.1	-
12:15	15.8	17.2	12:15	13.0	19.9	-
12:16	15.8	16.9	12:16	12.8	19.8	-
12:17	16.3	16.7	12:17	12.0	19.7	-
12:18	20.8	16.8	12:18	14.0	19.8	-
12:19	25.0	17.4	12:19	58.8	22.8	-
12:20	18.0	17.5	12:20	14.8	23.0	-
12:21	18.5	17.6	12:21	14.3	23.2	-
12:22	19.0	17.7	12:22	104.0	22.3	-
12:23	18.5	17.7	12:23	23.0	22.9	-
12:24	16.5	17.7	12:24	36.8	24.5	-
12:25	18.0	17.9	12:25	13.8	24.5	-
12:26	15.0	17.8	12:26	12.8	24.6	-
12:27	16.3	17.8	12:27	11.8	24.5	-
12:28	16.8	17.8	12:28	12.0	24.4	-
12:29	17.3	17.8	12:29	12.8	24.4	-
12:30	15.8	17.8	12:30	10.3	24.2	-
12:31	17.8	18.0	12:31	13.5	24.3	-
12:32	17.3	18.0	12:32	12.3	24.3	-
12:33	16.5	17.7	12:33	11.0	24.1	-
12:34	17.0	17.2	12:34	10.8	20.9	-
12:35	15.5	17.0	12:35	10.0	20.6	-
12:36	16.0	16.9	12:36	11.3	20.4	-
12:37	14.5	16.6	12:37	12.0	14.3	-
12:38	14.8	16.3	12:38	12.8	13.6	-
12:39	15.5	16.3	12:39	11.5	11.9	-
12:40	14.5	16.0	12:40	8.8	11.6	-
12:41	12.8	15.9	12:41	8.0	11.2	-
12:42	13.3	15.7	12:42	10.3	11.1	-
12:43	13.5	15.5	12:43	8.3	10.9	-
12:44	14.0	15.2	12:44	8.5	10.6	-
12:45	13.8	15.1	12:45	7.8	10.4	-
12:46	13.5	14.8	12:46	8.5	10.1	-
12:47	12.5	14.5	12:47	8.5	9.9	-
12:48	15.0	14.4	12:48	9.0	9.7	-
12:49	13.3	14.2	12:49	6.3	9.4	-
12:50	19.3	14.4	12:50	4.5	9.1	-
12:51	18.0	14.5	12:51	4.5	8.6	-
12:52	14.3	14.5	12:52	4.8	8.1	-
12:53	23.3	15.1	12:53	4.0	7.5	-
12:54	21.0	15.5	12:54	6.5	7.2	-
12:55	21.3	15.9	12:55	5.3	7.0	-
12:56	16.0	16.1	12:56	3.5	6.7	-

Grand Union Bowling Alley Site
BCP #360222
150 Westchester Avenue, Port Chester
October 21, 2024

PARTICULATE DATA						
Upwind			Downwind			Exceeds Particulate Alarm Limit
Time	Concentration (ug/m^3)	15-Min Avg Concentration (ug/m^3)	Time	Concentration (ug/m^3)	15-Min Avg Concentration (ug/m^3)	
12:57	17.3	16.4	12:57	3.5	6.2	-
12:58	17.0	16.6	12:58	5.8	6.1	-
12:59	14.8	16.7	12:59	5.8	5.9	-
13:00	17.0	16.9	13:00	4.8	5.7	-
13:01	20.0	17.3	13:01	6.3	5.5	-
13:02	15.8	17.5	13:02	5.5	5.3	-
13:03	19.0	17.8	13:03	4.3	5.0	-
13:04	31.3	19.0	13:04	17.5	5.8	-
13:05	5.8	18.1	13:05	30.5	7.5	-
13:06	6.5	17.3	13:06	23.8	8.8	-
13:07	6.8	16.8	13:07	13.8	9.4	-
13:08	6.5	15.7	13:08	16.0	10.2	-
13:09	7.0	14.8	13:09	16.3	10.8	-
13:10	5.8	13.8	13:10	17.3	11.6	-
13:11	6.0	13.1	13:11	14.8	12.4	-
13:12	6.3	12.4	13:12	13.0	13.0	-
13:13	8.3	11.8	13:13	15.3	13.6	-
13:14	8.3	11.3	13:14	19.0	14.5	-
13:15	7.0	10.7	13:15	14.5	15.2	-
13:16	6.0	9.7	13:16	18.0	16.0	-
13:17	8.0	9.2	13:17	37.0	18.1	-
13:18	8.3	8.5	13:18	17.5	18.9	-
13:19	5.0	6.8	13:19	17.8	19.0	-
13:20	6.8	6.8	13:20	18.0	18.1	-
13:21	6.3	6.8	13:21	14.3	17.5	-
13:22	7.3	6.8	13:22	22.3	18.1	-
13:23	6.3	6.8	13:23	18.8	18.2	-
13:24	6.8	6.8	13:24	15.8	18.2	-
13:25	10.8	7.1	13:25	16.5	18.2	-
13:26	7.5	7.2	13:26	25.0	18.8	-
13:27	6.0	7.2	13:27	15.3	19.0	-
13:28	6.8	7.1	13:28	17.5	19.1	-
13:29	20.0	7.9	13:29	7.5	18.4	-
13:30	15.8	8.5	13:30	8.3	18.0	-
13:31	18.8	9.3	13:31	7.8	17.3	-
13:32	20.0	10.1	13:32	6.5	15.2	-
13:33	18.0	10.8	13:33	8.3	14.6	-
13:34	18.5	11.7	13:34	6.5	13.9	-
13:35	15.3	12.3	13:35	7.0	13.1	-
13:36	15.8	12.9	13:36	6.0	12.6	-
13:37	15.0	13.4	13:37	7.5	11.6	-
13:38	14.3	13.9	13:38	6.3	10.8	-
13:39	16.8	14.6	13:39	7.8	10.2	-
13:40	17.8	15.1	13:40	9.0	9.7	-
13:41	18.3	15.8	13:41	7.0	8.5	-
13:42	18.0	16.6	13:42	6.8	8.0	-
13:43	17.3	17.3	13:43	6.0	7.2	-
13:44	23.3	17.5	13:44	6.8	7.2	-

Grand Union Bowling Alley Site
BCP #360222
150 Westchester Avenue, Port Chester
October 21, 2024

PARTICULATE DATA						
Upwind			Downwind			Exceeds Particulate Alarm Limit
Time	Concentration (ug/m^3)	15-Min Avg Concentration (ug/m^3)	Time	Concentration (ug/m^3)	15-Min Avg Concentration (ug/m^3)	
13:45	16.3	17.5	13:45	5.8	7.0	-
13:46	15.5	17.3	13:46	5.8	6.9	-
13:47	20.3	17.3	13:47	7.8	6.9	-
13:48	15.0	17.1	13:48	6.3	6.8	-
13:49	15.5	16.9	13:49	6.3	6.8	-
13:50	14.5	16.9	13:50	8.5	6.9	-
13:51	15.3	16.9	13:51	6.3	6.9	-
13:52	14.5	16.8	13:52	7.3	6.9	-
13:53	16.5	17.0	13:53	10.3	7.2	-
13:54	17.3	17.0	13:54	6.5	7.1	-
13:55	19.0	17.1	13:55	7.5	7.0	-
13:56	15.3	16.9	13:56	7.5	7.0	-
13:57	14.8	16.7	13:57	6.3	7.0	-
13:58	16.8	16.6	13:58	7.0	7.0	-
13:59	14.8	16.1	13:59	7.5	7.1	-
14:00	14.8	16.0	14:00	8.5	7.3	-
14:01	15.0	15.9	14:01	8.0	7.4	-
14:02	14.5	15.6	14:02	8.8	7.5	-
14:03	19.5	15.9	14:03	7.8	7.6	-
14:04	16.5	15.9	14:04	8.8	7.8	-
14:05	15.0	16.0	14:05	6.3	7.6	-
14:06	13.3	15.8	14:06	6.5	7.6	-
14:07	14.5	15.8	14:07	6.3	7.6	-
14:08	15.3	15.7	14:08	7.3	7.4	-
14:09	20.3	15.9	14:09	9.3	7.5	-
14:10	14.3	15.6	14:10	7.5	7.5	-
14:11	15.8	15.7	14:11	5.8	7.4	-
14:12	14.3	15.6	14:12	8.5	7.6	-
14:13	15.8	15.6	14:13	6.0	7.5	-
14:14	15.5	15.6	14:14	10.5	7.7	-
14:15	16.0	15.7	14:15	8.5	7.7	-
14:16	16.5	15.8	14:16	6.8	7.6	-
14:17	18.0	16.0	14:17	8.0	7.6	-
14:18	23.3	16.3	14:18	6.5	7.5	-
14:19	15.3	16.2	14:19	8.5	7.5	-
14:20	18.0	16.4	14:20	9.5	7.7	-
14:21	17.5	16.7	14:21	10.5	8.0	-
14:22	16.5	16.8	14:22	10.0	8.2	-
14:23	16.5	16.9	14:23	7.3	8.2	-
14:24	16.5	16.6	14:24	7.0	8.1	-
14:25	14.8	16.7	14:25	7.8	8.1	-
14:26	15.8	16.7	14:26	8.3	8.2	-
14:27	16.0	16.8	14:27	8.3	8.2	-
14:28	17.8	16.9	14:28	10.3	8.5	-
14:29	17.8	17.1	14:29	16.8	8.9	-
14:30	26.5	17.8	14:30	16.8	9.5	-
14:31	8.8	17.3	14:31	19.0	10.3	-
14:32	6.0	16.5	14:32	15.8	10.8	-

Grand Union Bowling Alley Site
BCP #360222
150 Westchester Avenue, Port Chester
October 21, 2024

PARTICULATE DATA						
Upwind			Downwind			Exceeds Particulate Alarm Limit
Time	Concentration (ug/m^3)	15-Min Avg Concentration (ug/m^3)	Time	Concentration (ug/m^3)	15-Min Avg Concentration (ug/m^3)	
14:33	7.3	15.4	14:33	14.0	11.3	-
14:34	9.5	15.0	14:34	20.3	12.1	-
14:35	11.0	14.5	14:35	15.3	12.5	-
14:36	8.3	13.9	14:36	39.0	14.4	-
14:37	7.5	13.3	14:37	18.8	15.0	-
14:38	7.8	12.7	14:38	14.0	15.4	-
14:39	9.5	12.3	14:39	15.8	16.0	-
14:40	6.3	11.7	14:40	16.8	16.6	-
14:41	7.5	11.2	14:41	18.3	17.3	-
14:42	8.8	10.7	14:42	14.5	17.7	-
14:43	7.5	10.0	14:43	15.8	18.0	-
14:44	8.3	9.4	14:44	15.3	17.9	-
14:45	5.8	8.0	14:45	15.5	17.9	-
14:46	11.0	8.1	14:46	15.3	17.6	-
14:47	7.8	8.2	14:47	14.8	17.5	-
14:48	7.3	8.2	14:48	15.5	17.6	-
14:49	17.5	8.8	14:49	11.8	17.1	-
14:50	17.0	9.2	14:50	19.5	17.4	-
14:51	23.5	10.2	14:51	10.8	15.5	-
14:52	16.8	10.8	14:52	7.8	14.7	-
14:53	17.5	11.5	14:53	9.8	14.5	-
14:54	15.5	11.9	14:54	8.8	14.0	-
14:55	18.8	12.7	14:55	8.8	13.5	-
14:56	16.5	13.3	14:56	9.3	12.9	-
14:57	18.3	13.9	14:57	11.3	12.6	-
14:58	16.8	14.5	14:58	8.8	12.2	-
14:59	16.0	15.1	14:59	9.5	11.8	-
15:00	17.3	15.8	15:00	9.5	11.4	-
15:01	18.5	16.3	15:01	8.3	10.9	-
15:02	17.0	16.9	15:02	10.0	10.6	-
15:03	16.3	17.5	15:03	9.3	10.2	-
15:04	16.8	17.5	15:04	10.0	10.1	-
15:05	17.3	17.5	15:05	9.3	9.4	-
15:06	20.0	17.3	15:06	9.0	9.3	-
15:07	21.5	17.6	15:07	10.5	9.5	-
15:08	21.3	17.8	15:08	10.5	9.5	-
15:09	20.5	18.2	15:09	9.5	9.6	-
15:10	20.0	18.3	15:10	10.3	9.7	-
15:11	17.3	18.3	15:11	9.3	9.7	-
15:12	17.3	18.2	15:12	9.8	9.6	-
15:13	17.3	18.3	15:13	10.0	9.6	-
15:14	11.3	18.0	15:14	19.8	10.3	-
15:15	10.5	17.5	15:15	18.5	10.9	-
15:16	11.0	17.0	15:16	19.3	11.7	-
15:17	15.0	16.9	15:17	19.8	12.3	-
15:18	11.0	16.5	15:18	26.8	13.5	-
15:19	19.0	16.7	15:19	23.5	14.4	-

Grand Union Bowling Alley Site
BCP #360222
150 Westchester Avenue, Port Chester
October 21, 2024

Monday, October 21, 2024						
Number of Instances Where Downwind VOCs Exceeds Upwind VOCs + 5 =						0
Number of Comparable Data Points =						406
Start Time:						8:15
End Time:						15:19
PID DATA						
Upwind			Downwind			Exceeds VOC Alarm Limit
Time	Concentration (ppm)	15-Min Avg Concentration (ppm)	Time	Concentration (ppm)	15-Min Avg Concentration (ppm)	
8:15	0.0	-	8:15	-	-	-
8:16	0.0	-	8:16	-	-	-
8:17	0.0	-	8:17	-	-	-
8:18	0.0	-	8:18	-	-	-
8:19	0.0	-	8:19	0.0	-	-
8:20	0.0	-	8:20	0.0	-	-
8:21	0.0	-	8:21	0.0	-	-
8:22	0.0	-	8:22	0.0	-	-
8:23	0.0	-	8:23	0.0	-	-
8:24	0.0	-	8:24	0.0	-	-
8:25	0.0	-	8:25	0.0	-	-
8:26	0.0	-	8:26	0.0	-	-
8:27	0.0	-	8:27	0.0	-	-
8:28	0.0	-	8:28	0.0	-	-
8:29	0.0	-	8:29	0.0	-	-
8:30	0.0	0.0	8:30	0.0	-	-
8:31	0.0	0.0	8:31	0.0	-	-
8:32	0.0	0.0	8:32	0.0	-	-
8:33	0.0	0.0	8:33	0.0	-	-
8:34	0.0	0.0	8:34	0.0	0.0	-
8:35	0.0	0.0	8:35	0.0	0.0	-
8:36	0.0	0.0	8:36	0.0	0.0	-
8:37	0.0	0.0	8:37	0.0	0.0	-
8:38	0.0	0.0	8:38	0.0	0.0	-
8:39	0.0	0.0	8:39	0.0	0.0	-
8:40	0.0	0.0	8:40	0.0	0.0	-
8:41	0.0	0.0	8:41	0.0	0.0	-
8:42	0.0	0.0	8:42	0.0	0.0	-
8:43	0.0	0.0	8:43	0.0	0.0	-
8:44	0.0	0.0	8:44	0.0	0.0	-
8:45	0.0	0.0	8:45	0.0	0.0	-
8:46	0.0	0.0	8:46	0.0	0.0	-
8:47	0.0	0.0	8:47	0.0	0.0	-
8:48	0.0	0.0	8:48	0.0	0.0	-
8:49	0.0	0.0	8:49	0.0	0.0	-
8:50	0.0	0.0	8:50	0.0	0.0	-
8:51	0.0	0.0	8:51	0.0	0.0	-
8:52	0.0	0.0	8:52	0.0	0.0	-
8:53	0.0	0.0	8:53	0.0	0.0	-
8:54	0.0	0.0	8:54	0.0	0.0	-
8:55	0.0	0.0	8:55	0.0	0.0	-
8:56	0.0	0.0	8:56	0.0	0.0	-
8:57	0.0	0.0	8:57	0.0	0.0	-

Grand Union Bowling Alley Site
BCP #360222
150 Westchester Avenue, Port Chester
October 21, 2024

PID DATA						
Upwind			Downwind			
Time	Concentration (ppm)	15-Min Avg Concentration (ppm)	Time	Concentration (ppm)	15-Min Avg Concentration (ppm)	Exceeds VOC Alarm Limit
8:58	0.0	0.0	8:58	0.0	0.0	-
8:59	0.0	0.0	8:59	0.0	0.0	-
9:00	0.0	0.0	9:00	0.0	0.0	-
9:01	0.0	0.0	9:01	0.0	0.0	-
9:02	0.0	0.0	9:02	0.0	0.0	-
9:03	0.0	0.0	9:03	0.0	0.0	-
9:04	0.0	0.0	9:04	0.0	0.0	-
9:05	0.0	0.0	9:05	0.0	0.0	-
9:06	0.0	0.0	9:06	0.0	0.0	-
9:07	0.0	0.0	9:07	0.0	0.0	-
9:08	0.0	0.0	9:08	0.0	0.0	-
9:09	0.0	0.0	9:09	0.0	0.0	-
9:10	0.0	0.0	9:10	0.0	0.0	-
9:11	0.0	0.0	9:11	0.0	0.0	-
9:12	0.0	0.0	9:12	0.0	0.0	-
9:13	0.0	0.0	9:13	0.0	0.0	-
9:14	0.0	0.0	9:14	0.0	0.0	-
9:15	0.0	0.0	9:15	0.0	0.0	-
9:16	0.0	0.0	9:16	0.0	0.0	-
9:17	0.0	0.0	9:17	0.0	0.0	-
9:18	0.0	0.0	9:18	0.0	0.0	-
9:19	0.0	0.0	9:19	0.0	0.0	-
9:20	0.0	0.0	9:20	0.0	0.0	-
9:21	0.0	0.0	9:21	0.0	0.0	-
9:22	0.0	0.0	9:22	0.0	0.0	-
9:23	0.0	0.0	9:23	0.0	0.0	-
9:24	0.0	0.0	9:24	0.0	0.0	-
9:25	0.0	0.0	9:25	0.0	0.0	-
9:26	0.0	0.0	9:26	0.0	0.0	-
9:27	0.0	0.0	9:27	0.0	0.0	-
9:28	0.0	0.0	9:28	0.0	0.0	-
9:29	0.0	0.0	9:29	0.0	0.0	-
9:30	0.0	0.0	9:30	0.0	0.0	-
9:31	0.0	0.0	9:31	0.0	0.0	-
9:32	0.0	0.0	9:32	0.0	0.0	-
9:33	0.0	0.0	9:33	0.0	0.0	-
9:34	0.0	0.0	9:34	0.0	0.0	-
9:35	0.0	0.0	9:35	0.0	0.0	-
9:36	0.0	0.0	9:36	0.0	0.0	-
9:37	0.0	0.0	9:37	0.0	0.0	-
9:38	0.0	0.0	9:38	0.0	0.0	-
9:39	0.0	0.0	9:39	0.0	0.0	-
9:40	0.0	0.0	9:40	0.0	0.0	-
9:41	0.0	0.0	9:41	0.0	0.0	-
9:42	0.0	0.0	9:42	0.0	0.0	-
9:43	0.0	0.0	9:43	0.0	0.0	-
9:44	0.0	0.0	9:44	0.0	0.0	-
9:45	0.0	0.0	9:45	0.0	0.0	-
9:46	0.0	0.0	9:46	0.0	0.0	-

Grand Union Bowling Alley Site
BCP #360222
150 Westchester Avenue, Port Chester
October 21, 2024

PID DATA						
Upwind			Downwind			
Time	Concentration (ppm)	15-Min Avg Concentration (ppm)	Time	Concentration (ppm)	15-Min Avg Concentration (ppm)	Exceeds VOC Alarm Limit
9:47	0.0	0.0	9:47	0.0	0.0	-
9:48	0.0	0.0	9:48	0.0	0.0	-
9:49	0.0	0.0	9:49	0.0	0.0	-
9:50	0.0	0.0	9:50	0.0	0.0	-
9:51	0.0	0.0	9:51	0.0	0.0	-
9:52	0.0	0.0	9:52	0.0	0.0	-
9:53	0.0	0.0	9:53	0.0	0.0	-
9:54	0.0	0.0	9:54	0.0	0.0	-
9:55	0.0	0.0	9:55	0.0	0.0	-
9:56	0.0	0.0	9:56	0.0	0.0	-
9:57	0.0	0.0	9:57	0.0	0.0	-
9:58	0.0	0.0	9:58	0.0	0.0	-
9:59	0.0	0.0	9:59	0.0	0.0	-
10:00	0.0	0.0	10:00	0.0	0.0	-
10:01	0.0	0.0	10:01	0.0	0.0	-
10:02	0.0	0.0	10:02	0.0	0.0	-
10:03	0.0	0.0	10:03	0.0	0.0	-
10:04	0.0	0.0	10:04	0.0	0.0	-
10:05	0.0	0.0	10:05	0.0	0.0	-
10:06	0.0	0.0	10:06	0.0	0.0	-
10:07	0.0	0.0	10:07	0.0	0.0	-
10:08	0.0	0.0	10:08	0.0	0.0	-
10:09	0.0	0.0	10:09	0.0	0.0	-
10:10	0.0	0.0	10:10	0.0	0.0	-
10:11	0.0	0.0	10:11	0.0	0.0	-
10:12	0.0	0.0	10:12	0.0	0.0	-
10:13	0.0	0.0	10:13	0.0	0.0	-
10:14	0.0	0.0	10:14	0.0	0.0	-
10:15	0.0	0.0	10:15	0.0	0.0	-
10:16	0.0	0.0	10:16	0.0	0.0	-
10:17	0.0	0.0	10:17	0.0	0.0	-
10:18	0.0	0.0	10:18	0.0	0.0	-
10:19	0.0	0.0	10:19	0.0	0.0	-
10:20	0.0	0.0	10:20	0.0	0.0	-
10:21	0.0	0.0	10:21	0.0	0.0	-
10:22	0.0	0.0	10:22	0.0	0.0	-
10:23	0.0	0.0	10:23	0.0	0.0	-
10:24	0.0	0.0	10:24	0.0	0.0	-
10:25	0.0	0.0	10:25	0.0	0.0	-
10:26	0.0	0.0	10:26	0.0	0.0	-
10:27	0.0	0.0	10:27	0.0	0.0	-
10:28	0.0	0.0	10:28	0.0	0.0	-
10:29	0.0	0.0	10:29	0.0	0.0	-
10:30	0.0	0.0	10:30	0.0	0.0	-
10:31	0.0	0.0	10:31	0.0	0.0	-
10:32	0.0	0.0	10:32	0.0	0.0	-
10:33	0.0	0.0	10:33	0.0	0.0	-
10:34	0.0	0.0	10:34	0.0	0.0	-
10:35	0.0	0.0	10:35	0.0	0.0	-

Grand Union Bowling Alley Site
BCP #360222
150 Westchester Avenue, Port Chester
October 21, 2024

PID DATA						
Upwind			Downwind			
Time	Concentration (ppm)	15-Min Avg Concentration (ppm)	Time	Concentration (ppm)	15-Min Avg Concentration (ppm)	Exceeds VOC Alarm Limit
10:36	0.0	0.0	10:36	0.0	0.0	-
10:37	0.0	0.0	10:37	0.0	0.0	-
10:38	0.0	0.0	10:38	0.0	0.0	-
10:39	0.0	0.0	10:39	0.0	0.0	-
10:40	0.0	0.0	10:40	0.0	0.0	-
10:41	0.0	0.0	10:41	0.0	0.0	-
10:42	0.0	0.0	10:42	0.0	0.0	-
10:43	0.0	0.0	10:43	0.0	0.0	-
10:44	0.0	0.0	10:44	0.0	0.0	-
10:45	0.0	0.0	10:45	0.0	0.0	-
10:46	0.0	0.0	10:46	0.0	0.0	-
10:47	0.0	0.0	10:47	0.0	0.0	-
10:48	0.0	0.0	10:48	0.0	0.0	-
10:49	0.0	0.0	10:49	0.0	0.0	-
10:50	0.0	0.0	10:50	0.0	0.0	-
10:51	0.0	0.0	10:51	0.0	0.0	-
10:52	0.0	0.0	10:52	0.0	0.0	-
10:53	0.0	0.0	10:53	0.0	0.0	-
10:54	0.0	0.0	10:54	0.0	0.0	-
10:55	0.0	0.0	10:55	0.0	0.0	-
10:56	0.0	0.0	10:56	0.0	0.0	-
10:57	0.0	0.0	10:57	0.0	0.0	-
10:58	0.0	0.0	10:58	0.0	0.0	-
10:59	0.0	0.0	10:59	0.0	0.0	-
11:00	0.0	0.0	11:00	0.0	0.0	-
11:01	0.0	0.0	11:01	0.0	0.0	-
11:02	0.0	0.0	11:02	0.0	0.0	-
11:03	0.0	0.0	11:03	0.0	0.0	-
11:04	0.0	0.0	11:04	0.0	0.0	-
11:05	0.0	0.0	11:05	0.0	0.0	-
11:06	0.0	0.0	11:06	0.0	0.0	-
11:07	0.0	0.0	11:07	0.0	0.0	-
11:08	0.0	0.0	11:08	0.0	0.0	-
11:09	0.0	0.0	11:09	0.0	0.0	-
11:10	0.0	0.0	11:10	0.0	0.0	-
11:11	0.0	0.0	11:11	0.0	0.0	-
11:12	0.0	0.0	11:12	0.0	0.0	-
11:13	0.0	0.0	11:13	0.0	0.0	-
11:14	0.0	0.0	11:14	0.0	0.0	-
11:15	0.0	0.0	11:15	0.0	0.0	-
11:16	0.0	0.0	11:16	0.0	0.0	-
11:17	0.0	0.0	11:17	0.0	0.0	-
11:18	0.0	0.0	11:18	0.0	0.0	-
11:19	0.0	0.0	11:19	0.0	0.0	-
11:20	0.0	0.0	11:20	0.0	0.0	-
11:21	0.0	0.0	11:21	0.0	0.0	-
11:22	0.0	0.0	11:22	0.0	0.0	-
11:23	0.0	0.0	11:23	0.0	0.0	-
11:24	0.0	0.0	11:24	0.0	0.0	-

Grand Union Bowling Alley Site
BCP #360222
150 Westchester Avenue, Port Chester
October 21, 2024

PID DATA						
Upwind			Downwind			
Time	Concentration (ppm)	15-Min Avg Concentration (ppm)	Time	Concentration (ppm)	15-Min Avg Concentration (ppm)	Exceeds VOC Alarm Limit
11:25	0.0	0.0	11:25	0.0	0.0	-
11:26	0.0	0.0	11:26	0.0	0.0	-
11:27	0.0	0.0	11:27	0.0	0.0	-
11:28	0.0	0.0	11:28	0.0	0.0	-
11:29	0.0	0.0	11:29	0.0	0.0	-
11:30	0.0	0.0	11:30	0.0	0.0	-
11:31	0.0	0.0	11:31	0.0	0.0	-
11:32	0.0	0.0	11:32	0.0	0.0	-
11:33	0.0	0.0	11:33	0.0	0.0	-
11:34	0.0	0.0	11:34	0.0	0.0	-
11:35	0.0	0.0	11:35	0.0	0.0	-
11:36	0.0	0.0	11:36	0.0	0.0	-
11:37	0.0	0.0	11:37	0.0	0.0	-
11:38	0.0	0.0	11:38	0.0	0.0	-
11:39	0.0	0.0	11:39	0.0	0.0	-
11:40	0.0	0.0	11:40	0.0	0.0	-
11:41	0.0	0.0	11:41	0.0	0.0	-
11:42	0.0	0.0	11:42	0.0	0.0	-
11:43	0.0	0.0	11:43	0.0	0.0	-
11:44	0.0	0.0	11:44	0.0	0.0	-
11:45	0.0	0.0	11:45	0.0	0.0	-
11:46	0.0	0.0	11:46	0.0	0.0	-
11:47	0.0	0.0	11:47	0.0	0.0	-
11:48	0.0	0.0	11:48	0.0	0.0	-
11:49	0.0	0.0	11:49	0.0	0.0	-
11:50	0.0	0.0	11:50	0.0	0.0	-
11:51	0.0	0.0	11:51	0.0	0.0	-
11:52	0.0	0.0	11:52	0.0	0.0	-
11:53	0.0	0.0	11:53	0.0	0.0	-
11:54	0.0	0.0	11:54	0.0	0.0	-
11:55	0.0	0.0	11:55	0.0	0.0	-
11:56	0.0	0.0	11:56	0.0	0.0	-
11:57	0.0	0.0	11:57	0.0	0.0	-
11:58	0.0	0.0	11:58	0.0	0.0	-
11:59	0.0	0.0	11:59	0.0	0.0	-
12:00	0.0	0.0	12:00	0.0	0.0	-
12:01	0.0	0.0	12:01	0.0	0.0	-
12:02	0.0	0.0	12:02	0.0	0.0	-
12:03	0.0	0.0	12:03	0.0	0.0	-
12:04	0.0	0.0	12:04	0.0	0.0	-
12:05	0.0	0.0	12:05	0.0	0.0	-
12:06	0.0	0.0	12:06	0.0	0.0	-
12:07	0.0	0.0	12:07	0.0	0.0	-
12:08	0.0	0.0	12:08	0.0	0.0	-
12:09	0.0	0.0	12:09	0.0	0.0	-
12:10	0.0	0.0	12:10	0.0	0.0	-
12:11	0.0	0.0	12:11	0.0	0.0	-
12:12	0.0	0.0	12:12	0.0	0.0	-
12:13	0.0	0.0	12:13	0.0	0.0	-

Grand Union Bowling Alley Site
BCP #360222
150 Westchester Avenue, Port Chester
October 21, 2024

PID DATA						
Upwind			Downwind			
Time	Concentration (ppm)	15-Min Avg Concentration (ppm)	Time	Concentration (ppm)	15-Min Avg Concentration (ppm)	Exceeds VOC Alarm Limit
12:14	0.0	0.0	12:14	0.0	0.0	-
12:15	0.0	0.0	12:15	0.0	0.0	-
12:16	0.0	0.0	12:16	0.0	0.0	-
12:17	0.0	0.0	12:17	0.0	0.0	-
12:18	0.0	0.0	12:18	0.0	0.0	-
12:19	0.0	0.0	12:19	0.0	0.0	-
12:20	0.0	0.0	12:20	0.0	0.0	-
12:21	0.0	0.0	12:21	0.0	0.0	-
12:22	0.0	0.0	12:22	0.0	0.0	-
12:23	0.0	0.0	12:23	0.0	0.0	-
12:24	0.0	0.0	12:24	0.0	0.0	-
12:25	0.0	0.0	12:25	0.0	0.0	-
12:26	0.0	0.0	12:26	0.0	0.0	-
12:27	0.0	0.0	12:27	0.0	0.0	-
12:28	0.0	0.0	12:28	0.0	0.0	-
12:29	0.0	0.0	12:29	0.0	0.0	-
12:30	0.0	0.0	12:30	0.0	0.0	-
12:31	0.0	0.0	12:31	0.0	0.0	-
12:32	0.0	0.0	12:32	0.0	0.0	-
12:33	0.0	0.0	12:33	0.0	0.0	-
12:34	0.0	0.0	12:34	0.0	0.0	-
12:35	0.0	0.0	12:35	0.0	0.0	-
12:36	0.0	0.0	12:36	0.0	0.0	-
12:37	0.0	0.0	12:37	0.0	0.0	-
12:38	0.0	0.0	12:38	0.0	0.0	-
12:39	0.0	0.0	12:39	0.0	0.0	-
12:40	0.0	0.0	12:40	0.0	0.0	-
12:41	0.0	0.0	12:41	0.0	0.0	-
12:42	0.0	0.0	12:42	0.0	0.0	-
12:43	0.0	0.0	12:43	0.0	0.0	-
12:44	0.0	0.0	12:44	0.0	0.0	-
12:45	0.0	0.0	12:45	0.0	0.0	-
12:46	0.0	0.0	12:46	0.0	0.0	-
12:47	0.0	0.0	12:47	0.0	0.0	-
12:48	0.0	0.0	12:48	0.0	0.0	-
12:49	0.0	0.0	12:49	0.0	0.0	-
12:50	0.0	0.0	12:50	0.0	0.0	-
12:51	0.0	0.0	12:51	0.0	0.0	-
12:52	0.0	0.0	12:52	0.0	0.0	-
12:53	0.0	0.0	12:53	0.0	0.0	-
12:54	0.0	0.0	12:54	0.0	0.0	-
12:55	0.0	0.0	12:55	0.0	0.0	-
12:56	0.0	0.0	12:56	0.0	0.0	-
12:57	0.0	0.0	12:57	0.0	0.0	-
12:58	0.0	0.0	12:58	0.0	0.0	-
12:59	0.0	0.0	12:59	0.0	0.0	-
13:00	0.0	0.0	13:00	0.0	0.0	-
13:01	0.0	0.0	13:01	0.0	0.0	-
13:02	0.0	0.0	13:02	0.0	0.0	-

Grand Union Bowling Alley Site
BCP #360222
150 Westchester Avenue, Port Chester
October 21, 2024

PID DATA						
Upwind			Downwind			
Time	Concentration (ppm)	15-Min Avg Concentration (ppm)	Time	Concentration (ppm)	15-Min Avg Concentration (ppm)	Exceeds VOC Alarm Limit
13:03	0.0	0.0	13:03	0.0	0.0	-
13:04	0.0	0.0	13:04	0.0	0.0	-
13:05	0.0	0.0	13:05	0.0	0.0	-
13:06	0.0	0.0	13:06	0.0	0.0	-
13:07	0.0	0.0	13:07	0.0	0.0	-
13:08	0.0	0.0	13:08	0.0	0.0	-
13:09	0.0	0.0	13:09	0.0	0.0	-
13:10	0.0	0.0	13:10	0.0	0.0	-
13:11	0.0	0.0	13:11	0.0	0.0	-
13:12	0.0	0.0	13:12	0.0	0.0	-
13:13	0.0	0.0	13:13	0.0	0.0	-
13:14	0.0	0.0	13:14	0.0	0.0	-
13:15	0.0	0.0	13:15	0.0	0.0	-
13:16	0.0	0.0	13:16	0.0	0.0	-
13:17	0.0	0.0	13:17	0.0	0.0	-
13:18	0.0	0.0	13:18	0.0	0.0	-
13:19	0.0	0.0	13:19	0.0	0.0	-
13:20	0.0	0.0	13:20	0.0	0.0	-
13:21	0.0	0.0	13:21	0.0	0.0	-
13:22	0.0	0.0	13:22	0.0	0.0	-
13:23	0.0	0.0	13:23	0.0	0.0	-
13:24	0.0	0.0	13:24	0.0	0.0	-
13:25	0.0	0.0	13:25	0.0	0.0	-
13:26	0.0	0.0	13:26	0.0	0.0	-
13:27	0.0	0.0	13:27	0.0	0.0	-
13:28	0.0	0.0	13:28	0.0	0.0	-
13:29	0.0	0.0	13:29	0.0	0.0	-
13:30	0.0	0.0	13:30	0.0	0.0	-
13:31	0.0	0.0	13:31	0.0	0.0	-
13:32	0.0	0.0	13:32	0.0	0.0	-
13:33	0.0	0.0	13:33	0.0	0.0	-
13:34	0.0	0.0	13:34	0.0	0.0	-
13:35	0.0	0.0	13:35	0.0	0.0	-
13:36	0.0	0.0	13:36	0.0	0.0	-
13:37	0.0	0.0	13:37	0.0	0.0	-
13:38	0.0	0.0	13:38	0.0	0.0	-
13:39	0.0	0.0	13:39	0.0	0.0	-
13:40	0.0	0.0	13:40	0.0	0.0	-
13:41	0.0	0.0	13:41	0.0	0.0	-
13:42	0.0	0.0	13:42	0.0	0.0	-
13:43	0.0	0.0	13:43	0.0	0.0	-
13:44	0.0	0.0	13:44	0.0	0.0	-
13:45	0.0	0.0	13:45	0.0	0.0	-
13:46	0.0	0.0	13:46	0.0	0.0	-
13:47	0.0	0.0	13:47	0.0	0.0	-
13:48	0.0	0.0	13:48	0.0	0.0	-
13:49	0.0	0.0	13:49	0.0	0.0	-
13:50	0.0	0.0	13:50	0.0	0.0	-
13:51	0.0	0.0	13:51	0.0	0.0	-

Grand Union Bowling Alley Site
BCP #360222
150 Westchester Avenue, Port Chester
October 21, 2024

PID DATA						
Upwind			Downwind			
Time	Concentration (ppm)	15-Min Avg Concentration (ppm)	Time	Concentration (ppm)	15-Min Avg Concentration (ppm)	Exceeds VOC Alarm Limit
13:52	0.0	0.0	13:52	0.0	0.0	-
13:53	0.0	0.0	13:53	0.0	0.0	-
13:54	0.0	0.0	13:54	0.0	0.0	-
13:55	0.0	0.0	13:55	0.0	0.0	-
13:56	0.0	0.0	13:56	0.0	0.0	-
13:57	0.0	0.0	13:57	0.0	0.0	-
13:58	0.0	0.0	13:58	0.0	0.0	-
13:59	0.0	0.0	13:59	0.0	0.0	-
14:00	0.0	0.0	14:00	0.0	0.0	-
14:01	0.0	0.0	14:01	0.0	0.0	-
14:02	0.0	0.0	14:02	0.0	0.0	-
14:03	0.0	0.0	14:03	0.0	0.0	-
14:04	0.0	0.0	14:04	0.0	0.0	-
14:05	0.0	0.0	14:05	0.0	0.0	-
14:06	0.0	0.0	14:06	0.0	0.0	-
14:07	0.0	0.0	14:07	0.0	0.0	-
14:08	0.0	0.0	14:08	0.0	0.0	-
14:09	0.0	0.0	14:09	0.0	0.0	-
14:10	0.0	0.0	14:10	0.0	0.0	-
14:11	0.0	0.0	14:11	0.0	0.0	-
14:12	0.0	0.0	14:12	0.0	0.0	-
14:13	0.0	0.0	14:13	0.0	0.0	-
14:14	0.0	0.0	14:14	0.0	0.0	-
14:15	0.0	0.0	14:15	0.0	0.0	-
14:16	0.0	0.0	14:16	0.0	0.0	-
14:17	0.0	0.0	14:17	0.0	0.0	-
14:18	0.0	0.0	14:18	0.0	0.0	-
14:19	0.0	0.0	14:19	0.0	0.0	-
14:20	0.0	0.0	14:20	0.0	0.0	-
14:21	0.0	0.0	14:21	0.0	0.0	-
14:22	0.0	0.0	14:22	0.0	0.0	-
14:23	0.0	0.0	14:23	0.0	0.0	-
14:24	0.0	0.0	14:24	0.0	0.0	-
14:25	0.0	0.0	14:25	0.0	0.0	-
14:26	0.0	0.0	14:26	0.0	0.0	-
14:27	0.0	0.0	14:27	0.0	0.0	-
14:28	0.0	0.0	14:28	0.0	0.0	-
14:29	0.0	0.0	14:29	0.0	0.0	-
14:30	0.0	0.0	14:30	0.0	0.0	-
14:31	0.0	0.0	14:31	0.0	0.0	-
14:32	0.0	0.0	14:32	0.0	0.0	-
14:33	0.0	0.0	14:33	0.0	0.0	-
14:34	0.0	0.0	14:34	0.0	0.0	-
14:35	0.0	0.0	14:35	0.0	0.0	-
14:36	0.0	0.0	14:36	0.0	0.0	-
14:37	0.0	0.0	14:37	0.0	0.0	-
14:38	0.0	0.0	14:38	0.0	0.0	-
14:39	0.0	0.0	14:39	0.0	0.0	-
14:40	0.0	0.0	14:40	0.0	0.0	-

Grand Union Bowling Alley Site
BCP #360222
150 Westchester Avenue, Port Chester
October 21, 2024

PID DATA						
Upwind			Downwind			
Time	Concentration (ppm)	15-Min Avg Concentration (ppm)	Time	Concentration (ppm)	15-Min Avg Concentration (ppm)	Exceeds VOC Alarm Limit
14:41	0.0	0.0	14:41	0.0	0.0	-
14:42	0.0	0.0	14:42	0.0	0.0	-
14:43	0.0	0.0	14:43	0.0	0.0	-
14:44	0.0	0.0	14:44	0.0	0.0	-
14:45	0.0	0.0	14:45	0.0	0.0	-
14:46	0.0	0.0	14:46	0.0	0.0	-
14:47	0.0	0.0	14:47	0.0	0.0	-
14:48	0.0	0.0	14:48	0.0	0.0	-
14:49	0.0	0.0	14:49	0.0	0.0	-
14:50	0.0	0.0	14:50	0.0	0.0	-
14:51	0.0	0.0	14:51	0.0	0.0	-
14:52	0.0	0.0	14:52	0.0	0.0	-
14:53	0.0	0.0	14:53	0.0	0.0	-
14:54	0.0	0.0	14:54	0.0	0.0	-
14:55	0.0	0.0	14:55	0.0	0.0	-
14:56	0.0	0.0	14:56	0.0	0.0	-
14:57	0.0	0.0	14:57	0.0	0.0	-
14:58	0.0	0.0	14:58	0.0	0.0	-
14:59	0.0	0.0	14:59	0.0	0.0	-
15:00	0.0	0.0	15:00	0.0	0.0	-
15:01	0.0	0.0	15:01	0.0	0.0	-
15:02	0.0	0.0	15:02	0.0	0.0	-
15:03	0.0	0.0	15:03	0.0	0.0	-
15:04	0.0	0.0	15:04	0.0	0.0	-
15:05	0.0	0.0	15:05	0.0	0.0	-
15:06	0.0	0.0	15:06	0.0	0.0	-
15:07	0.0	0.0	15:07	0.0	0.0	-
15:08	0.0	0.0	15:08	0.0	0.0	-
15:09	0.0	0.0	15:09	0.0	0.0	-
15:10	0.0	0.0	15:10	0.0	0.0	-
15:11	0.0	0.0	15:11	0.0	0.0	-
15:12	0.0	0.0	15:12	0.0	0.0	-
15:13	0.0	0.0	15:13	0.0	0.0	-
15:14	0.0	0.0	15:14	0.0	0.0	-
15:15	0.0	0.0	15:15	0.0	0.0	-
15:16	0.0	0.0	15:16	0.0	0.0	-
15:17	0.0	0.0	15:17	0.0	0.0	-
15:18	0.0	0.0	15:18	0.0	0.0	-
15:19	0.0	0.0	15:19	0.0	0.0	-

SESI CONSULTING ENGINEERS

959 US-46 Floor 3, Suite 300 - Parsippany-Troy Hills, NJ

DAILY AIR MONITORING REPORT
150 Westchester Avenue
Port Chester, New York

10/22/2024

Rev. No. 0 | Page 1 of 2

Project Number: 11895A

Dust Action Level: 150 µg/m^3

VOC Action Level: 5 ppm

Weather Data Range for Work Day		Wind Direction	SE	Relative Humidity (%)	44.0 - 88.0	Daily Rain Total (in)	0.00	Readings in the summary table and graphs below are the reported downwind concentrations.
Temperature (°F)	53.0 - 77.0	Wind Speed (MPH)	0.5 - 5.4	Barometer (inHg)	30.20 - 30.30	Avg. Dew Point Temp (°F)	54.8	

Station Location	Daily Avg. Dust Concentration (µg/m^3)	Max 15-Min Dust Concentration (µg/m^3)	Time of Max Dust Reading	Daily Avg. VOC Concentration (ppm)	Max 15-Min VOC Concentration (ppm)	Time of Max VOC Reading
Upwind	15.7	31.8	9:23	0.0	0.0	8:30
Downwind	19.3	33.3	9:02	0.0	0.0	8:32

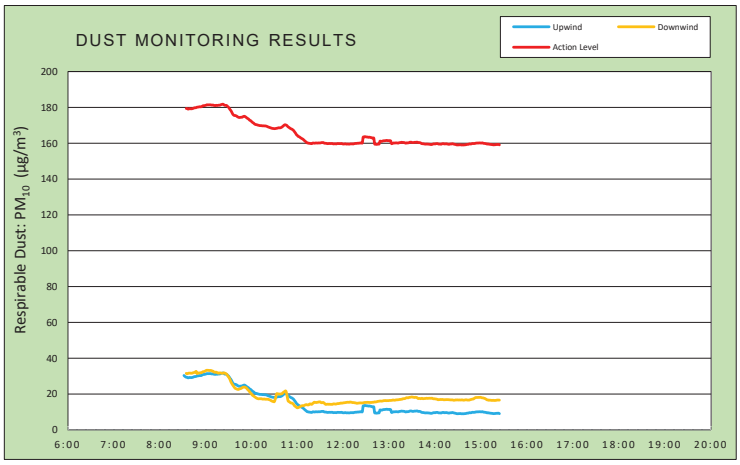

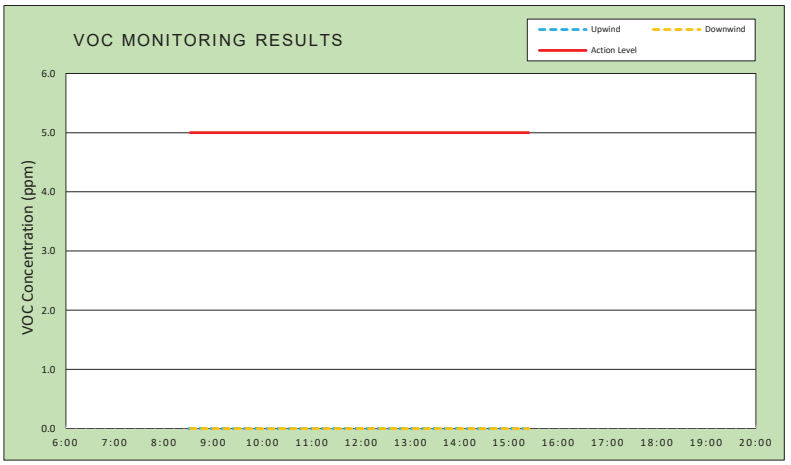

Air Monitoring Notes:

Weather Notes:

EMILCOTT
A Triumvirate Environmental Company

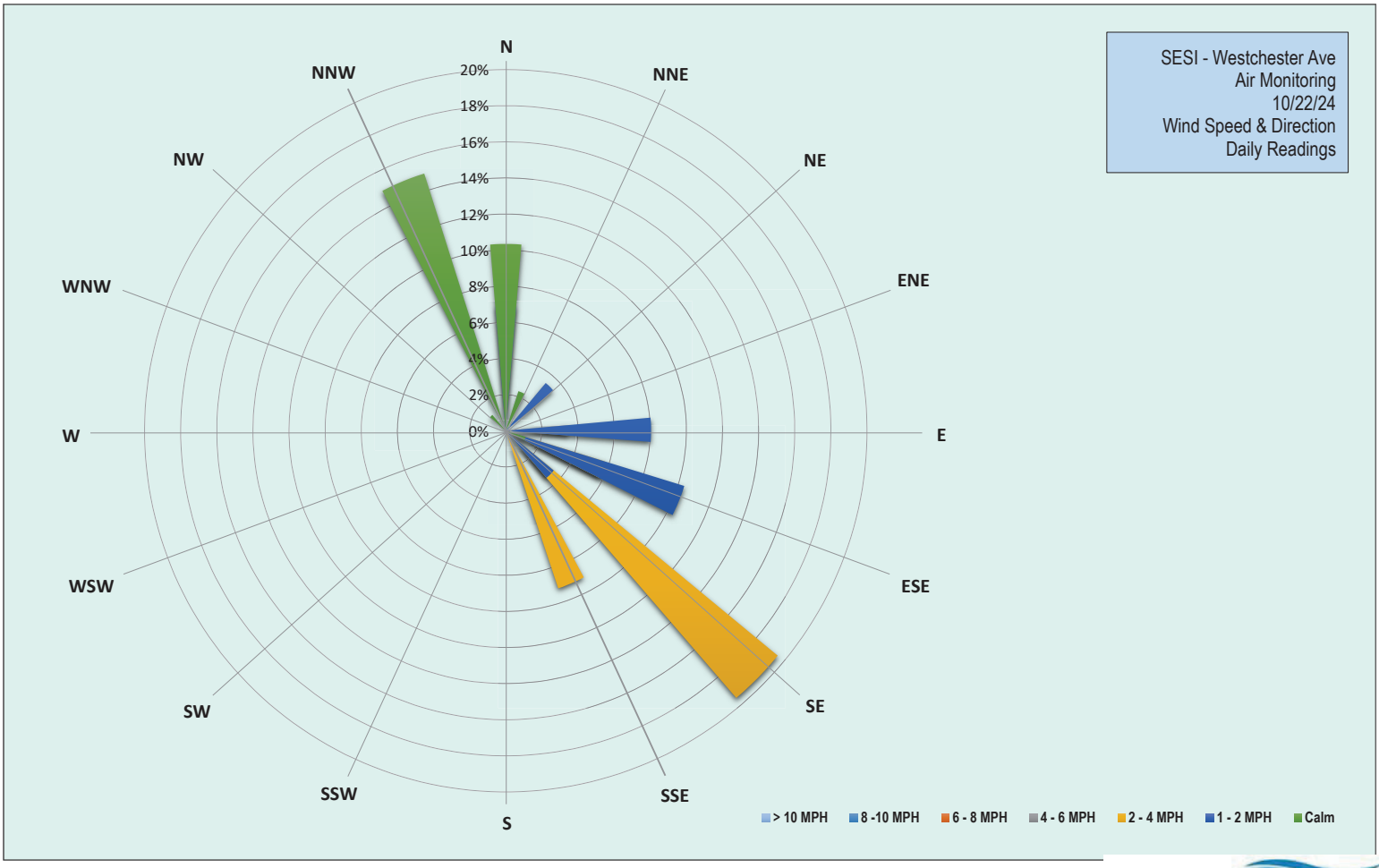

EMILCOTT
A Triumvirate Environmental Company

Grand Union Bowling Alley Site
BCP #360222
150 Westchester Avenue, Port Chester
October 22, 2024

Tuesday, October 22, 2024						
Number of Instances Where Downwind Particulates Exceeds Upwind Particulate + 150 =						0
Number of Comparable Data Points =						410
Start Time:						8:17
End Time:						15:24
PARTICULATE DATA						
Upwind			Downwind			Exceeds Particulate Alarm Limit
Time	Concentration (ug/m^3)	15-Min Avg Concentration (ug/m^3)	Time	Concentration (ug/m^3)	15-Min Avg Concentration (ug/m^3)	
8:17	34.5	-	8:17	34.5	-	-
8:18	36.8	-	8:18	36.8	-	-
8:19	32.8	-	8:19	-	-	-
8:20	33.0	-	8:20	20.0	-	-
8:21	29.8	-	8:21	32.3	-	-
8:22	32.0	-	8:22	30.5	-	-
8:23	30.3	-	8:23	29.3	-	-
8:24	28.8	-	8:24	31.3	-	-
8:25	30.5	-	8:25	30.8	-	-
8:26	29.8	-	8:26	31.8	-	-
8:27	28.8	-	8:27	29.8	-	-
8:28	29.5	-	8:28	30.3	-	-
8:29	28.5	-	8:29	28.8	-	-
8:30	27.8	-	8:30	29.3	-	-
8:31	28.8	-	8:31	29.0	-	-
8:32	29.3	30.4	8:32	31.0	-	-
8:33	30.3	30.0	8:33	29.0	-	-
8:34	28.0	29.7	8:34	50.5	-	-
8:35	29.5	29.4	8:35	30.5	31.6	-
8:36	29.3	29.4	8:36	29.3	31.4	-
8:37	28.0	29.1	8:37	32.0	31.5	-
8:38	30.0	29.1	8:38	32.3	31.7	-
8:39	31.8	29.3	8:39	31.5	31.7	-
8:40	29.8	29.3	8:40	31.3	31.7	-
8:41	29.8	29.3	8:41	30.5	31.7	-
8:42	28.3	29.2	8:42	30.3	31.7	-
8:43	31.3	29.3	8:43	31.0	31.7	-
8:44	30.3	29.5	8:44	32.0	32.0	-
8:45	30.8	29.7	8:45	30.3	32.0	-
8:46	30.8	29.8	8:46	31.5	32.2	-
8:47	29.5	29.8	8:47	34.0	32.4	-
8:48	31.8	29.9	8:48	33.8	32.7	-
8:49	31.3	30.1	8:49	32.3	31.5	-
8:50	30.0	30.2	8:50	33.0	31.7	-
8:51	30.5	30.2	8:51	31.8	31.8	-
8:52	29.0	30.3	8:52	32.0	31.8	-
8:53	31.3	30.4	8:53	33.0	31.9	-
8:54	30.5	30.3	8:54	33.0	32.0	-
8:55	32.3	30.5	8:55	31.3	32.0	-
8:56	33.3	30.7	8:56	35.3	32.3	-
8:57	31.8	30.9	8:57	33.8	32.5	-
8:58	31.8	31.0	8:58	31.8	32.6	-
8:59	31.0	31.0	8:59	33.8	32.7	-

Grand Union Bowling Alley Site
BCP #360222
150 Westchester Avenue, Port Chester
October 22, 2024

PARTICULATE DATA						
Upwind			Downwind			Exceeds Particulate Alarm Limit
Time	Concentration (ug/m^3)	15-Min Avg Concentration (ug/m^3)	Time	Concentration (ug/m^3)	15-Min Avg Concentration (ug/m^3)	
9:00	32.5	31.1	9:00	34.3	33.0	-
9:01	32.5	31.3	9:01	35.3	33.2	-
9:02	32.5	31.5	9:02	35.8	33.3	-
9:03	31.0	31.4	9:03	33.3	33.3	-
9:04	31.5	31.4	9:04	32.0	33.3	-
9:05	30.5	31.5	9:05	31.3	33.2	-
9:06	30.0	31.4	9:06	33.0	33.2	-
9:07	29.3	31.4	9:07	31.3	33.2	-
9:08	29.0	31.3	9:08	31.8	33.1	-
9:09	30.5	31.3	9:09	28.8	32.8	-
9:10	33.0	31.3	9:10	31.0	32.8	-
9:11	29.8	31.1	9:11	29.5	32.4	-
9:12	31.5	31.1	9:12	30.5	32.2	-
9:13	30.5	31.0	9:13	32.0	32.2	-
9:14	33.8	31.2	9:14	34.3	32.3	-
9:15	31.3	31.1	9:15	31.5	32.1	-
9:16	32.8	31.1	9:16	32.8	31.9	-
9:17	34.0	31.2	9:17	32.5	31.7	-
9:18	31.5	31.3	9:18	35.0	31.8	-
9:19	31.5	31.3	9:19	32.5	31.8	-
9:20	33.8	31.5	9:20	30.8	31.8	-
9:21	32.0	31.6	9:21	30.8	31.7	-
9:22	31.0	31.7	9:22	31.5	31.7	-
9:23	30.0	31.8	9:23	31.8	31.7	-
9:24	26.8	31.5	9:24	32.5	31.9	-
9:25	28.3	31.2	9:25	28.3	31.7	-
9:26	28.5	31.1	9:26	27.8	31.6	-
9:27	31.5	31.1	9:27	26.3	31.3	-
9:28	28.0	31.0	9:28	27.3	31.0	-
9:29	27.0	30.5	9:29	23.5	30.3	-
9:30	25.8	30.2	9:30	23.0	29.7	-
9:31	24.8	29.6	9:31	23.0	29.1	-
9:32	23.5	28.9	9:32	20.8	28.3	-
9:33	23.8	28.4	9:33	18.0	27.2	-
9:34	21.0	27.7	9:34	19.3	26.3	-
9:35	21.0	26.9	9:35	19.8	25.6	-
9:36	20.8	26.1	9:36	20.8	24.9	-
9:37	25.0	25.7	9:37	22.8	24.3	-
9:38	26.5	25.5	9:38	22.8	23.7	-
9:39	27.0	25.5	9:39	25.0	23.2	-
9:40	25.5	25.3	9:40	25.8	23.0	-
9:41	25.5	25.1	9:41	24.5	22.8	-
9:42	25.8	24.7	9:42	24.3	22.7	-
9:43	25.8	24.6	9:43	26.3	22.6	-
9:44	24.0	24.4	9:44	26.3	22.8	-
9:45	26.3	24.4	9:45	25.5	23.0	-
9:46	25.5	24.5	9:46	24.5	23.1	-
9:47	24.5	24.5	9:47	23.8	23.3	-
9:48	23.8	24.5	9:48	22.5	23.6	-

Grand Union Bowling Alley Site
BCP #360222
150 Westchester Avenue, Port Chester
October 22, 2024

PARTICULATE DATA						
Upwind			Downwind			Exceeds Particulate Alarm Limit
Time	Concentration (ug/m^3)	15-Min Avg Concentration (ug/m^3)	Time	Concentration (ug/m^3)	15-Min Avg Concentration (ug/m^3)	
9:49	25.3	24.8	9:49	22.8	23.8	-
9:50	23.5	25.0	9:50	21.0	23.9	-
9:51	22.0	25.1	9:51	21.3	23.9	-
9:52	21.5	24.8	9:52	20.5	23.8	-
9:53	22.3	24.5	9:53	19.8	23.6	-
9:54	21.5	24.2	9:54	19.0	23.2	-
9:55	21.0	23.9	9:55	17.8	22.6	-
9:56	21.8	23.6	9:56	18.3	22.2	-
9:57	20.0	23.2	9:57	17.5	21.8	-
9:58	19.3	22.8	9:58	17.3	21.2	-
9:59	21.5	22.6	9:59	18.8	20.7	-
10:00	20.3	22.2	10:00	17.5	20.1	-
10:01	19.5	21.8	10:01	17.0	19.6	-
10:02	19.3	21.5	10:02	17.0	19.2	-
10:03	20.0	21.2	10:03	19.3	19.0	-
10:04	19.0	20.8	10:04	17.3	18.6	-
10:05	19.5	20.6	10:05	16.5	18.3	-
10:06	19.8	20.4	10:06	16.8	18.0	-
10:07	21.0	20.4	10:07	16.0	17.7	-
10:08	19.3	20.2	10:08	17.8	17.6	-
10:09	20.3	20.1	10:09	16.5	17.4	-
10:10	19.3	20.0	10:10	17.8	17.4	-
10:11	20.0	19.9	10:11	19.0	17.5	-
10:12	19.8	19.8	10:12	17.0	17.4	-
10:13	19.3	19.8	10:13	17.5	17.4	-
10:14	20.0	19.7	10:14	16.8	17.3	-
10:15	20.0	19.7	10:15	16.0	17.2	-
10:16	19.5	19.7	10:16	17.5	17.2	-
10:17	18.5	19.7	10:17	17.8	17.3	-
10:18	20.0	19.7	10:18	17.3	17.2	-
10:19	18.0	19.6	10:19	17.3	17.2	-
10:20	17.5	19.5	10:20	16.5	17.2	-
10:21	17.0	19.3	10:21	16.5	17.1	-
10:22	18.0	19.1	10:22	15.5	17.1	-
10:23	17.0	18.9	10:23	15.3	16.9	-
10:24	17.8	18.8	10:24	14.5	16.8	-
10:25	17.3	18.6	10:25	14.5	16.6	-
10:26	17.5	18.5	10:26	15.0	16.3	-
10:27	17.8	18.3	10:27	13.8	16.1	-
10:28	18.0	18.3	10:28	14.8	15.9	-
10:29	19.5	18.2	10:29	15.3	15.8	-
10:30	19.0	18.2	10:30	15.0	15.8	-
10:31	19.8	18.2	10:31	34.0	16.9	-
10:32	19.8	18.3	10:32	42.3	18.5	-
10:33	21.3	18.3	10:33	43.5	20.2	-
10:34	19.3	18.4	10:34	16.8	20.2	-
10:35	19.5	18.6	10:35	15.8	20.2	-
10:36	18.3	18.6	10:36	15.0	20.1	-
10:37	17.3	18.6	10:37	15.5	20.1	-

Grand Union Bowling Alley Site
BCP #360222
150 Westchester Avenue, Port Chester
October 22, 2024

PARTICULATE DATA						
Upwind			Downwind			Exceeds Particulate Alarm Limit
Time	Concentration (ug/m^3)	15-Min Avg Concentration (ug/m^3)	Time	Concentration (ug/m^3)	15-Min Avg Concentration (ug/m^3)	
10:38	17.8	18.6	10:38	15.3	20.1	-
10:39	20.3	18.8	10:39	15.8	20.1	-
10:40	21.0	19.1	10:40	16.3	20.3	-
10:41	22.8	19.4	10:41	21.0	20.7	-
10:42	23.3	19.8	10:42	19.5	21.0	-
10:43	23.5	20.1	10:43	19.0	21.3	-
10:44	22.3	20.3	10:44	19.8	21.6	-
10:45	17.0	20.2	10:45	17.8	21.8	-
10:46	17.5	20.0	10:46	12.5	20.4	-
10:47	13.5	19.6	10:47	11.3	18.3	-
10:48	14.3	19.2	10:48	12.5	16.2	-
10:49	15.3	18.9	10:49	11.5	15.9	-
10:50	14.5	18.6	10:50	11.0	15.6	-
10:51	14.0	18.3	10:51	10.5	15.3	-
10:52	13.5	18.0	10:52	12.0	15.0	-
10:53	15.3	17.9	10:53	15.0	15.0	-
10:54	15.5	17.5	10:54	12.0	14.8	-
10:55	16.0	17.2	10:55	10.5	14.4	-
10:56	14.3	16.6	10:56	11.3	13.7	-
10:57	14.8	16.1	10:57	12.5	13.3	-
10:58	14.5	15.5	10:58	15.8	13.1	-
10:59	11.3	14.7	10:59	13.3	12.6	-
11:00	12.5	14.4	11:00	14.0	12.4	-
11:01	9.3	13.9	11:01	13.5	12.4	-
11:02	11.0	13.7	11:02	13.8	12.6	-
11:03	10.8	13.5	11:03	16.3	12.9	-
11:04	10.3	13.2	11:04	14.5	13.1	-
11:05	10.0	12.9	11:05	14.5	13.3	-
11:06	10.3	12.6	11:06	13.5	13.5	-
11:07	10.0	12.4	11:07	13.3	13.6	-
11:08	10.3	12.0	11:08	14.0	13.5	-
11:09	9.5	11.6	11:09	14.5	13.7	-
11:10	9.8	11.2	11:10	14.0	13.9	-
11:11	9.3	10.9	11:11	13.5	14.1	-
11:12	9.5	10.5	11:12	13.8	14.1	-
11:13	9.0	10.2	11:13	13.0	14.0	-
11:14	11.0	10.2	11:14	14.0	14.0	-
11:15	10.0	10.0	11:15	14.0	14.0	-
11:16	9.0	10.0	11:16	20.0	14.4	-
11:17	9.5	9.9	11:17	15.3	14.5	-
11:18	10.3	9.8	11:18	13.8	14.4	-
11:19	9.5	9.8	11:19	13.5	14.3	-
11:20	14.3	10.1	11:20	21.0	14.7	-
11:21	11.0	10.1	11:21	18.3	15.1	-
11:22	9.0	10.1	11:22	19.3	15.5	-
11:23	10.0	10.0	11:23	13.5	15.4	-
11:24	11.3	10.2	11:24	13.5	15.4	-
11:25	9.5	10.1	11:25	13.3	15.3	-
11:26	9.0	10.1	11:26	15.5	15.4	-

Grand Union Bowling Alley Site
BCP #360222
150 Westchester Avenue, Port Chester
October 22, 2024

PARTICULATE DATA						
Upwind			Downwind			Exceeds Particulate Alarm Limit
Time	Concentration (ug/m^3)	15-Min Avg Concentration (ug/m^3)	Time	Concentration (ug/m^3)	15-Min Avg Concentration (ug/m^3)	
11:27	9.3	10.1	11:27	14.0	15.5	-
11:28	10.3	10.2	11:28	15.8	15.6	-
11:29	10.5	10.2	11:29	14.3	15.7	-
11:30	10.3	10.2	11:30	14.3	15.7	-
11:31	10.5	10.3	11:31	14.3	15.3	-
11:32	11.0	10.4	11:32	13.8	15.2	-
11:33	9.8	10.3	11:33	15.0	15.3	-
11:34	10.3	10.4	11:34	15.0	15.4	-
11:35	10.0	10.1	11:35	15.0	15.0	-
11:36	9.5	10.0	11:36	14.0	14.7	-
11:37	8.8	10.0	11:37	13.3	14.3	-
11:38	9.3	9.9	11:38	13.8	14.3	-
11:39	9.3	9.8	11:39	14.3	14.4	-
11:40	9.3	9.8	11:40	13.8	14.4	-
11:41	9.8	9.8	11:41	14.5	14.3	-
11:42	9.8	9.9	11:42	14.5	14.4	-
11:43	9.5	9.8	11:43	15.3	14.3	-
11:44	11.0	9.9	11:44	13.8	14.3	-
11:45	10.3	9.9	11:45	14.5	14.3	-
11:46	10.3	9.8	11:46	14.3	14.3	-
11:47	8.3	9.7	11:47	17.0	14.5	-
11:48	10.3	9.7	11:48	15.5	14.6	-
11:49	10.5	9.7	11:49	14.3	14.5	-
11:50	10.0	9.7	11:50	14.0	14.4	-
11:51	8.5	9.6	11:51	15.3	14.5	-
11:52	11.0	9.8	11:52	15.0	14.6	-
11:53	10.0	9.8	11:53	15.3	14.7	-
11:54	8.8	9.8	11:54	13.5	14.7	-
11:55	9.0	9.8	11:55	16.0	14.8	-
11:56	10.0	9.8	11:56	15.0	14.9	-
11:57	9.5	9.8	11:57	17.0	15.0	-
11:58	10.5	9.9	11:58	14.0	15.0	-
11:59	8.3	9.7	11:59	14.5	15.0	-
12:00	9.0	9.6	12:00	16.0	15.1	-
12:01	10.3	9.6	12:01	15.5	15.2	-
12:02	9.3	9.7	12:02	17.3	15.2	-
12:03	10.8	9.7	12:03	17.0	15.3	-
12:04	8.5	9.6	12:04	15.0	15.4	-
12:05	10.0	9.6	12:05	15.3	15.4	-
12:06	9.0	9.6	12:06	15.8	15.5	-
12:07	10.3	9.5	12:07	14.5	15.4	-
12:08	9.8	9.5	12:08	15.3	15.4	-
12:09	10.0	9.6	12:09	16.0	15.6	-
12:10	10.0	9.7	12:10	14.5	15.5	-
12:11	9.5	9.6	12:11	14.3	15.5	-
12:12	10.3	9.7	12:12	14.5	15.3	-
12:13	9.0	9.6	12:13	14.0	15.3	-
12:14	10.5	9.7	12:14	14.3	15.3	-
12:15	10.3	9.8	12:15	14.3	15.2	-

Grand Union Bowling Alley Site
BCP #360222
150 Westchester Avenue, Port Chester
October 22, 2024

PARTICULATE DATA						
Upwind			Downwind			Exceeds Particulate Alarm Limit
Time	Concentration (ug/m^3)	15-Min Avg Concentration (ug/m^3)	Time	Concentration (ug/m^3)	15-Min Avg Concentration (ug/m^3)	
12:16	11.5	9.9	12:16	15.0	15.1	-
12:17	9.0	9.9	12:17	15.3	15.0	-
12:18	12.0	10.0	12:18	15.5	14.9	-
12:19	9.0	10.0	12:19	16.0	15.0	-
12:20	10.0	10.0	12:20	16.0	15.0	-
12:21	10.5	10.1	12:21	16.5	15.1	-
12:22	9.8	10.1	12:22	15.3	15.1	-
12:23	12.0	10.2	12:23	15.0	15.1	-
12:24	8.5	10.1	12:24	15.8	15.1	-
12:25	9.8	10.1	12:25	14.8	15.1	-
12:26	59.8	13.5	12:26	15.0	15.1	-
12:27	10.3	13.5	12:27	16.3	15.3	-
12:28	11.8	13.6	12:28	15.3	15.3	-
12:29	10.5	13.6	12:29	14.5	15.4	-
12:30	8.5	13.5	12:30	14.3	15.4	-
12:31	11.0	13.5	12:31	15.8	15.4	-
12:32	8.3	13.4	12:32	15.5	15.4	-
12:33	10.0	13.3	12:33	15.0	15.4	-
12:34	10.3	13.4	12:34	15.5	15.4	-
12:35	9.0	13.3	12:35	16.0	15.4	-
12:36	8.5	13.2	12:36	16.3	15.3	-
12:37	8.8	13.1	12:37	15.5	15.4	-
12:38	8.8	12.9	12:38	16.3	15.4	-
12:39	9.3	13.0	12:39	16.0	15.5	-
12:40	8.8	12.9	12:40	15.5	15.5	-
12:41	9.5	9.5	12:41	17.5	15.7	-
12:42	9.8	9.5	12:42	15.5	15.6	-
12:43	10.5	9.4	12:43	16.3	15.7	-
12:44	9.8	9.4	12:44	16.0	15.8	-
12:45	10.8	9.5	12:45	16.5	15.9	-
12:46	11.0	9.5	12:46	16.5	16.0	-
12:47	9.3	9.6	12:47	16.5	16.1	-
12:48	33.8	11.2	12:48	16.3	16.1	-
12:49	8.8	11.1	12:49	15.3	16.1	-
12:50	9.0	11.1	12:50	15.5	16.1	-
12:51	9.3	11.1	12:51	17.0	16.1	-
12:52	11.8	11.3	12:52	17.0	16.2	-
12:53	9.8	11.4	12:53	18.3	16.4	-
12:54	9.5	11.4	12:54	15.8	16.4	-
12:55	9.8	11.5	12:55	16.8	16.4	-
12:56	10.0	11.5	12:56	15.8	16.3	-
12:57	11.0	11.6	12:57	16.5	16.4	-
12:58	8.5	11.5	12:58	16.0	16.4	-
12:59	9.8	11.5	12:59	15.8	16.4	-
13:00	10.8	11.5	13:00	18.0	16.5	-
13:01	9.3	11.3	13:01	16.8	16.5	-
13:02	10.0	11.4	13:02	16.5	16.5	-
13:03	9.5	9.8	13:03	17.0	16.5	-
13:04	10.0	9.9	13:04	16.0	16.6	-

Grand Union Bowling Alley Site
BCP #360222
150 Westchester Avenue, Port Chester
October 22, 2024

PARTICULATE DATA						
Upwind			Downwind			Exceeds Particulate Alarm Limit
Time	Concentration (ug/m^3)	15-Min Avg Concentration (ug/m^3)	Time	Concentration (ug/m^3)	15-Min Avg Concentration (ug/m^3)	
13:05	11.3	10.0	13:05	17.8	16.7	-
13:06	11.8	10.2	13:06	15.8	16.6	-
13:07	11.0	10.1	13:07	16.5	16.6	-
13:08	10.3	10.2	13:08	19.0	16.7	-
13:09	10.5	10.2	13:09	17.8	16.8	-
13:10	9.0	10.2	13:10	17.0	16.8	-
13:11	9.5	10.1	13:11	16.3	16.8	-
13:12	10.3	10.1	13:12	17.0	16.9	-
13:13	11.8	10.3	13:13	17.0	16.9	-
13:14	10.5	10.4	13:14	17.5	17.1	-
13:15	11.5	10.4	13:15	17.5	17.0	-
13:16	11.3	10.5	13:16	19.0	17.2	-
13:17	9.3	10.5	13:17	16.8	17.2	-
13:18	8.8	10.4	13:18	20.5	17.4	-
13:19	9.8	10.4	13:19	16.5	17.5	-
13:20	10.0	10.3	13:20	18.3	17.5	-
13:21	8.8	10.1	13:21	17.5	17.6	-
13:22	9.8	10.1	13:22	20.3	17.9	-
13:23	13.3	10.3	13:23	21.3	18.0	-
13:24	9.3	10.2	13:24	17.0	18.0	-
13:25	10.0	10.2	13:25	16.8	17.9	-
13:26	11.0	10.3	13:26	19.3	18.1	-
13:27	13.5	10.6	13:27	18.3	18.2	-
13:28	12.3	10.6	13:28	17.5	18.3	-
13:29	10.3	10.6	13:29	19.5	18.4	-
13:30	9.3	10.4	13:30	17.8	18.4	-
13:31	10.3	10.4	13:31	16.8	18.3	-
13:32	10.0	10.4	13:32	16.8	18.3	-
13:33	10.5	10.5	13:33	18.3	18.1	-
13:34	9.5	10.5	13:34	18.5	18.2	-
13:35	10.8	10.6	13:35	17.5	18.2	-
13:36	9.5	10.6	13:36	16.3	18.1	-
13:37	9.3	10.6	13:37	15.8	17.8	-
13:38	9.8	10.3	13:38	17.0	17.5	-
13:39	10.0	10.4	13:39	17.8	17.6	-
13:40	9.3	10.3	13:40	17.3	17.6	-
13:41	9.0	10.2	13:41	17.0	17.5	-
13:42	9.3	9.9	13:42	20.0	17.6	-
13:43	10.0	9.8	13:43	19.0	17.7	-
13:44	9.8	9.7	13:44	16.5	17.5	-
13:45	8.8	9.7	13:45	17.8	17.5	-
13:46	8.5	9.6	13:46	17.8	17.5	-
13:47	9.5	9.6	13:47	17.0	17.6	-
13:48	9.8	9.5	13:48	19.3	17.6	-
13:49	10.5	9.6	13:49	19.8	17.7	-
13:50	10.3	9.5	13:50	16.0	17.6	-
13:51	9.0	9.5	13:51	17.3	17.7	-
13:52	8.8	9.5	13:52	15.8	17.7	-
13:53	8.8	9.4	13:53	17.8	17.7	-

Grand Union Bowling Alley Site
BCP #360222
150 Westchester Avenue, Port Chester
October 22, 2024

PARTICULATE DATA						
Upwind			Downwind			Exceeds Particulate Alarm Limit
Time	Concentration (ug/m^3)	15-Min Avg Concentration (ug/m^3)	Time	Concentration (ug/m^3)	15-Min Avg Concentration (ug/m^3)	
13:54	8.8	9.3	13:54	17.0	17.7	-
13:55	8.5	9.3	13:55	17.3	17.7	-
13:56	10.3	9.4	13:56	17.8	17.7	-
13:57	11.5	9.5	13:57	17.0	17.5	-
13:58	12.0	9.6	13:58	17.0	17.4	-
13:59	10.3	9.7	13:59	16.8	17.4	-
14:00	7.8	9.6	14:00	16.8	17.3	-
14:01	10.8	9.8	14:01	16.8	17.3	-
14:02	10.0	9.8	14:02	16.0	17.2	-
14:03	10.0	9.8	14:03	17.0	17.1	-
14:04	8.3	9.7	14:04	16.8	16.9	-
14:05	8.3	9.5	14:05	17.5	17.0	-
14:06	9.5	9.6	14:06	16.8	16.9	-
14:07	8.3	9.5	14:07	17.3	17.0	-
14:08	8.0	9.5	14:08	17.0	17.0	-
14:09	11.8	9.7	14:09	17.5	17.0	-
14:10	10.0	9.8	14:10	17.0	17.0	-
14:11	10.3	9.8	14:11	16.0	16.9	-
14:12	9.0	9.6	14:12	16.5	16.8	-
14:13	13.3	9.7	14:13	18.0	16.9	-
14:14	9.5	9.6	14:14	16.5	16.9	-
14:15	9.0	9.7	14:15	17.5	16.9	-
14:16	8.5	9.6	14:16	16.5	16.9	-
14:17	9.0	9.5	14:17	16.0	16.9	-
14:18	8.5	9.4	14:18	16.3	16.9	-
14:19	9.8	9.5	14:19	16.3	16.8	-
14:20	9.8	9.6	14:20	16.8	16.8	-
14:21	9.0	9.6	14:21	16.5	16.8	-
14:22	10.0	9.7	14:22	17.5	16.8	-
14:23	8.5	9.7	14:23	16.5	16.8	-
14:24	9.3	9.6	14:24	15.3	16.6	-
14:25	8.8	9.5	14:25	17.0	16.6	-
14:26	8.5	9.4	14:26	16.8	16.7	-
14:27	8.0	9.3	14:27	18.5	16.8	-
14:28	10.5	9.1	14:28	17.3	16.7	-
14:29	9.3	9.1	14:29	17.3	16.8	-
14:30	8.5	9.1	14:30	16.8	16.7	-
14:31	9.8	9.1	14:31	16.3	16.7	-
14:32	8.8	9.1	14:32	16.5	16.8	-
14:33	9.3	9.2	14:33	15.8	16.7	-
14:34	8.3	9.1	14:34	16.3	16.7	-
14:35	9.3	9.0	14:35	18.0	16.8	-
14:36	9.5	9.1	14:36	15.3	16.7	-
14:37	9.5	9.0	14:37	16.3	16.6	-
14:38	9.3	9.1	14:38	16.8	16.7	-
14:39	9.8	9.1	14:39	16.5	16.7	-
14:40	9.5	9.2	14:40	18.3	16.8	-
14:41	10.0	9.3	14:41	16.8	16.8	-
14:42	10.0	9.4	14:42	16.5	16.7	-

Grand Union Bowling Alley Site
BCP #360222
150 Westchester Avenue, Port Chester
October 22, 2024

PARTICULATE DATA						
Upwind			Downwind			Exceeds Particulate Alarm Limit
Time	Concentration (ug/m^3)	15-Min Avg Concentration (ug/m^3)	Time	Concentration (ug/m^3)	15-Min Avg Concentration (ug/m^3)	
14:43	10.0	9.4	14:43	17.5	16.7	-
14:44	11.3	9.5	14:44	16.8	16.7	-
14:45	10.8	9.7	14:45	17.5	16.7	-
14:46	9.0	9.6	14:46	19.5	16.9	-
14:47	8.8	9.6	14:47	17.5	17.0	-
14:48	11.8	9.8	14:48	17.5	17.1	-
14:49	9.8	9.9	14:49	18.5	17.3	-
14:50	8.5	9.8	14:50	18.0	17.3	-
14:51	10.0	9.9	14:51	20.0	17.6	-
14:52	9.8	9.9	14:52	20.3	17.9	-
14:53	11.8	10.0	14:53	20.3	18.1	-
14:54	10.3	10.1	14:54	16.8	18.1	-
14:55	10.5	10.1	14:55	18.8	18.1	-
14:56	9.3	10.1	14:56	16.8	18.1	-
14:57	11.0	10.2	14:57	17.3	18.2	-
14:58	10.3	10.2	14:58	17.3	18.2	-
14:59	11.3	10.2	14:59	17.5	18.2	-
15:00	9.5	10.1	15:00	16.3	18.1	-
15:01	10.0	10.2	15:01	17.0	18.0	-
15:02	9.3	10.2	15:02	16.8	17.9	-
15:03	8.8	10.0	15:03	16.5	17.9	-
15:04	8.8	9.9	15:04	16.0	17.7	-
15:05	8.0	9.9	15:05	16.3	17.6	-
15:06	8.5	9.8	15:06	16.3	17.3	-
15:07	8.8	9.7	15:07	16.3	17.1	-
15:08	9.0	9.5	15:08	16.3	16.8	-
15:09	11.8	9.6	15:09	16.5	16.8	-
15:10	8.5	9.5	15:10	16.0	16.6	-
15:11	8.8	9.5	15:11	17.5	16.6	-
15:12	9.3	9.4	15:12	16.8	16.6	-
15:13	10.0	9.3	15:13	16.8	16.6	-
15:14	10.0	9.3	15:14	16.3	16.5	-
15:15	9.3	9.2	15:15	16.5	16.5	-
15:16	8.0	9.1	15:16	17.8	16.6	-
15:17	10.0	9.2	15:17	15.3	16.5	-
15:18	8.8	9.2	15:18	17.0	16.5	-
15:19	9.8	9.2	15:19	16.0	16.5	-
15:20	9.3	9.3	15:20	17.5	16.6	-
15:21	7.8	9.3	15:21	17.8	16.7	-
15:22	10.3	9.4	15:22	16.5	16.7	-
15:23	8.5	9.3	15:23	16.0	16.7	-
15:24	8.5	9.1	15:24	16.3	16.7	-

Grand Union Bowling Alley Site
BCP #360222
150 Westchester Avenue, Port Chester
October 22, 2024

Tuesday, October 22, 2024						
Number of Instances Where Downwind VOCs Exceeds Upwind VOCs + 5 =						0
Number of Comparable Data Points =						413
Start Time:						8:15
End Time:						15:24
PID DATA						
Upwind			Downwind			
Time	Concentration (ppm)	15-Min Avg Concentration (ppm)	Time	Concentration (ppm)	15-Min Avg Concentration (ppm)	Exceeds VOC Alarm Limit
8:15	0.0	-	8:15	-	-	-
8:16	0.0	-	8:16	-	-	-
8:17	0.0	-	8:17	0.0	-	-
8:18	0.0	-	8:18	0.0	-	-
8:19	0.0	-	8:19	0.0	-	-
8:20	0.0	-	8:20	0.0	-	-
8:21	0.0	-	8:21	0.0	-	-
8:22	0.0	-	8:22	0.0	-	-
8:23	0.0	-	8:23	0.0	-	-
8:24	0.0	-	8:24	0.0	-	-
8:25	0.0	-	8:25	0.0	-	-
8:26	0.0	-	8:26	0.0	-	-
8:27	0.0	-	8:27	0.0	-	-
8:28	0.0	-	8:28	0.0	-	-
8:29	0.0	-	8:29	0.0	-	-
8:30	0.0	0.0	8:30	0.0	-	-
8:31	0.0	0.0	8:31	0.0	-	-
8:32	0.0	0.0	8:32	0.0	0.0	-
8:33	0.0	0.0	8:33	0.0	0.0	-
8:34	0.0	0.0	8:34	0.0	0.0	-
8:35	0.0	0.0	8:35	0.0	0.0	-
8:36	0.0	0.0	8:36	0.0	0.0	-
8:37	0.0	0.0	8:37	0.0	0.0	-
8:38	0.0	0.0	8:38	0.0	0.0	-
8:39	0.0	0.0	8:39	0.0	0.0	-
8:40	0.0	0.0	8:40	0.0	0.0	-
8:41	0.0	0.0	8:41	0.0	0.0	-
8:42	0.0	0.0	8:42	0.0	0.0	-
8:43	0.0	0.0	8:43	0.0	0.0	-
8:44	0.0	0.0	8:44	0.0	0.0	-
8:45	0.0	0.0	8:45	0.0	0.0	-
8:46	0.0	0.0	8:46	0.0	0.0	-
8:47	0.0	0.0	8:47	0.0	0.0	-
8:48	0.0	0.0	8:48	0.0	0.0	-
8:49	0.0	0.0	8:49	0.0	0.0	-
8:50	0.0	0.0	8:50	0.0	0.0	-
8:51	0.0	0.0	8:51	0.0	0.0	-
8:52	0.0	0.0	8:52	0.0	0.0	-
8:53	0.0	0.0	8:53	0.0	0.0	-
8:54	0.0	0.0	8:54	0.0	0.0	-
8:55	0.0	0.0	8:55	0.0	0.0	-
8:56	0.0	0.0	8:56	0.0	0.0	-

Grand Union Bowling Alley Site
BCP #360222
150 Westchester Avenue, Port Chester
October 22, 2024

PID DATA						
Upwind			Downwind			
Time	Concentration (ppm)	15-Min Avg Concentration (ppm)	Time	Concentration (ppm)	15-Min Avg Concentration (ppm)	Exceeds VOC Alarm Limit
8:57	0.0	0.0	8:57	0.0	0.0	-
8:58	0.0	0.0	8:58	0.0	0.0	-
8:59	0.0	0.0	8:59	0.0	0.0	-
9:00	0.0	0.0	9:00	0.0	0.0	-
9:01	0.0	0.0	9:01	0.0	0.0	-
9:02	0.0	0.0	9:02	0.0	0.0	-
9:03	0.0	0.0	9:03	0.0	0.0	-
9:04	0.0	0.0	9:04	0.0	0.0	-
9:05	0.0	0.0	9:05	0.0	0.0	-
9:06	0.0	0.0	9:06	0.0	0.0	-
9:07	0.0	0.0	9:07	0.0	0.0	-
9:08	0.0	0.0	9:08	0.0	0.0	-
9:09	0.0	0.0	9:09	0.0	0.0	-
9:10	0.0	0.0	9:10	0.0	0.0	-
9:11	0.0	0.0	9:11	0.0	0.0	-
9:12	0.0	0.0	9:12	0.0	0.0	-
9:13	0.0	0.0	9:13	0.0	0.0	-
9:14	0.0	0.0	9:14	0.0	0.0	-
9:15	0.0	0.0	9:15	0.0	0.0	-
9:16	0.0	0.0	9:16	0.0	0.0	-
9:17	0.0	0.0	9:17	0.0	0.0	-
9:18	0.0	0.0	9:18	0.0	0.0	-
9:19	0.0	0.0	9:19	0.0	0.0	-
9:20	0.0	0.0	9:20	0.0	0.0	-
9:21	0.0	0.0	9:21	0.0	0.0	-
9:22	0.0	0.0	9:22	0.0	0.0	-
9:23	0.0	0.0	9:23	0.0	0.0	-
9:24	0.0	0.0	9:24	0.0	0.0	-
9:25	0.0	0.0	9:25	0.0	0.0	-
9:26	0.0	0.0	9:26	0.0	0.0	-
9:27	0.0	0.0	9:27	0.0	0.0	-
9:28	0.0	0.0	9:28	0.0	0.0	-
9:29	0.0	0.0	9:29	0.0	0.0	-
9:30	0.0	0.0	9:30	0.0	0.0	-
9:31	0.0	0.0	9:31	0.0	0.0	-
9:32	0.0	0.0	9:32	0.0	0.0	-
9:33	0.0	0.0	9:33	0.0	0.0	-
9:34	0.0	0.0	9:34	0.0	0.0	-
9:35	0.0	0.0	9:35	0.0	0.0	-
9:36	0.0	0.0	9:36	0.0	0.0	-
9:37	0.0	0.0	9:37	0.0	0.0	-
9:38	0.0	0.0	9:38	0.0	0.0	-
9:39	0.0	0.0	9:39	0.0	0.0	-
9:40	0.0	0.0	9:40	0.0	0.0	-
9:41	0.0	0.0	9:41	0.0	0.0	-
9:42	0.0	0.0	9:42	0.0	0.0	-
9:43	0.0	0.0	9:43	0.0	0.0	-

Grand Union Bowling Alley Site
BCP #360222
150 Westchester Avenue, Port Chester
October 22, 2024

PID DATA						
Upwind			Downwind			
Time	Concentration (ppm)	15-Min Avg Concentration (ppm)	Time	Concentration (ppm)	15-Min Avg Concentration (ppm)	Exceeds VOC Alarm Limit
9:44	0.0	0.0	9:44	0.0	0.0	-
9:45	0.0	0.0	9:45	0.0	0.0	-
9:46	0.0	0.0	9:46	0.0	0.0	-
9:47	0.0	0.0	9:47	0.0	0.0	-
9:48	0.0	0.0	9:48	0.0	0.0	-
9:49	0.0	0.0	9:49	0.0	0.0	-
9:50	0.0	0.0	9:50	0.0	0.0	-
9:51	0.0	0.0	9:51	0.0	0.0	-
9:52	0.0	0.0	9:52	0.0	0.0	-
9:53	0.0	0.0	9:53	0.0	0.0	-
9:54	0.0	0.0	9:54	0.0	0.0	-
9:55	0.0	0.0	9:55	0.0	0.0	-
9:56	0.0	0.0	9:56	0.0	0.0	-
9:57	0.0	0.0	9:57	0.0	0.0	-
9:58	0.0	0.0	9:58	0.0	0.0	-
9:59	0.0	0.0	9:59	0.0	0.0	-
10:00	0.0	0.0	10:00	0.0	0.0	-
10:01	0.0	0.0	10:01	0.0	0.0	-
10:02	0.0	0.0	10:02	0.0	0.0	-
10:03	0.0	0.0	10:03	0.0	0.0	-
10:04	0.0	0.0	10:04	0.0	0.0	-
10:05	0.0	0.0	10:05	0.0	0.0	-
10:06	0.0	0.0	10:06	0.0	0.0	-
10:07	0.0	0.0	10:07	0.0	0.0	-
10:08	0.0	0.0	10:08	0.0	0.0	-
10:09	0.0	0.0	10:09	0.0	0.0	-
10:10	0.0	0.0	10:10	0.0	0.0	-
10:11	0.0	0.0	10:11	0.0	0.0	-
10:12	0.0	0.0	10:12	0.0	0.0	-
10:13	0.0	0.0	10:13	0.0	0.0	-
10:14	0.0	0.0	10:14	0.0	0.0	-
10:15	0.0	0.0	10:15	0.0	0.0	-
10:16	0.0	0.0	10:16	0.0	0.0	-
10:17	0.0	0.0	10:17	0.0	0.0	-
10:18	0.0	0.0	10:18	0.0	0.0	-
10:19	0.0	0.0	10:19	0.0	0.0	-
10:20	0.0	0.0	10:20	0.0	0.0	-
10:21	0.0	0.0	10:21	0.0	0.0	-
10:22	0.0	0.0	10:22	0.0	0.0	-
10:23	0.0	0.0	10:23	0.0	0.0	-
10:24	0.0	0.0	10:24	0.0	0.0	-
10:25	0.0	0.0	10:25	0.0	0.0	-
10:26	0.0	0.0	10:26	0.0	0.0	-
10:27	0.0	0.0	10:27	0.0	0.0	-
10:28	0.0	0.0	10:28	0.0	0.0	-
10:29	0.0	0.0	10:29	0.0	0.0	-
10:30	0.0	0.0	10:30	0.0	0.0	-

Grand Union Bowling Alley Site
BCP #360222
150 Westchester Avenue, Port Chester
October 22, 2024

PID DATA						
Upwind			Downwind			
Time	Concentration (ppm)	15-Min Avg Concentration (ppm)	Time	Concentration (ppm)	15-Min Avg Concentration (ppm)	Exceeds VOC Alarm Limit
10:31	0.0	0.0	10:31	0.0	0.0	-
10:32	0.0	0.0	10:32	0.0	0.0	-
10:33	0.0	0.0	10:33	0.0	0.0	-
10:34	0.0	0.0	10:34	0.0	0.0	-
10:35	0.0	0.0	10:35	0.0	0.0	-
10:36	0.0	0.0	10:36	0.0	0.0	-
10:37	0.0	0.0	10:37	0.0	0.0	-
10:38	0.0	0.0	10:38	0.0	0.0	-
10:39	0.0	0.0	10:39	0.0	0.0	-
10:40	0.0	0.0	10:40	0.0	0.0	-
10:41	0.0	0.0	10:41	0.0	0.0	-
10:42	0.0	0.0	10:42	0.0	0.0	-
10:43	0.0	0.0	10:43	0.0	0.0	-
10:44	0.0	0.0	10:44	0.0	0.0	-
10:45	0.0	0.0	10:45	0.0	0.0	-
10:46	0.0	0.0	10:46	0.0	0.0	-
10:47	0.0	0.0	10:47	0.0	0.0	-
10:48	0.0	0.0	10:48	0.0	0.0	-
10:49	0.0	0.0	10:49	0.0	0.0	-
10:50	0.0	0.0	10:50	0.0	0.0	-
10:51	0.0	0.0	10:51	0.0	0.0	-
10:52	0.0	0.0	10:52	0.0	0.0	-
10:53	0.0	0.0	10:53	0.0	0.0	-
10:54	0.0	0.0	10:54	0.0	0.0	-
10:55	0.0	0.0	10:55	0.0	0.0	-
10:56	0.0	0.0	10:56	0.0	0.0	-
10:57	0.0	0.0	10:57	0.0	0.0	-
10:58	0.0	0.0	10:58	0.0	0.0	-
10:59	0.0	0.0	10:59	0.0	0.0	-
11:00	0.0	0.0	11:00	0.0	0.0	-
11:01	0.0	0.0	11:01	0.0	0.0	-
11:02	0.0	0.0	11:02	0.0	0.0	-
11:03	0.0	0.0	11:03	0.0	0.0	-
11:04	0.0	0.0	11:04	0.0	0.0	-
11:05	0.0	0.0	11:05	0.0	0.0	-
11:06	0.0	0.0	11:06	0.0	0.0	-
11:07	0.0	0.0	11:07	0.0	0.0	-
11:08	0.0	0.0	11:08	0.0	0.0	-
11:09	0.0	0.0	11:09	0.0	0.0	-
11:10	0.0	0.0	11:10	0.0	0.0	-
11:11	0.0	0.0	11:11	0.0	0.0	-
11:12	0.0	0.0	11:12	0.0	0.0	-
11:13	0.0	0.0	11:13	0.0	0.0	-
11:14	0.0	0.0	11:14	0.0	0.0	-
11:15	0.0	0.0	11:15	0.0	0.0	-
11:16	0.0	0.0	11:16	0.0	0.0	-
11:17	0.0	0.0	11:17	0.0	0.0	-

Grand Union Bowling Alley Site
BCP #360222
150 Westchester Avenue, Port Chester
October 22, 2024

PID DATA						
Upwind			Downwind			
Time	Concentration (ppm)	15-Min Avg Concentration (ppm)	Time	Concentration (ppm)	15-Min Avg Concentration (ppm)	Exceeds VOC Alarm Limit
11:18	0.0	0.0	11:18	0.0	0.0	-
11:19	0.0	0.0	11:19	0.0	0.0	-
11:20	0.0	0.0	11:20	0.0	0.0	-
11:21	0.0	0.0	11:21	0.0	0.0	-
11:22	0.0	0.0	11:22	0.0	0.0	-
11:23	0.0	0.0	11:23	0.0	0.0	-
11:24	0.0	0.0	11:24	0.0	0.0	-
11:25	0.0	0.0	11:25	0.0	0.0	-
11:26	0.0	0.0	11:26	0.0	0.0	-
11:27	0.0	0.0	11:27	0.0	0.0	-
11:28	0.0	0.0	11:28	0.0	0.0	-
11:29	0.0	0.0	11:29	0.0	0.0	-
11:30	0.0	0.0	11:30	0.0	0.0	-
11:31	0.0	0.0	11:31	0.0	0.0	-
11:32	0.0	0.0	11:32	0.0	0.0	-
11:33	0.0	0.0	11:33	0.0	0.0	-
11:34	0.0	0.0	11:34	0.0	0.0	-
11:35	0.0	0.0	11:35	0.0	0.0	-
11:36	0.0	0.0	11:36	0.0	0.0	-
11:37	0.0	0.0	11:37	0.0	0.0	-
11:38	0.0	0.0	11:38	0.0	0.0	-
11:39	0.0	0.0	11:39	0.0	0.0	-
11:40	0.0	0.0	11:40	0.0	0.0	-
11:41	0.0	0.0	11:41	0.0	0.0	-
11:42	0.0	0.0	11:42	0.0	0.0	-
11:43	0.0	0.0	11:43	0.0	0.0	-
11:44	0.0	0.0	11:44	0.0	0.0	-
11:45	0.0	0.0	11:45	0.0	0.0	-
11:46	0.0	0.0	11:46	0.0	0.0	-
11:47	0.0	0.0	11:47	0.0	0.0	-
11:48	0.0	0.0	11:48	0.0	0.0	-
11:49	0.0	0.0	11:49	0.0	0.0	-
11:50	0.0	0.0	11:50	0.0	0.0	-
11:51	0.0	0.0	11:51	0.0	0.0	-
11:52	0.0	0.0	11:52	0.0	0.0	-
11:53	0.0	0.0	11:53	0.0	0.0	-
11:54	0.0	0.0	11:54	0.0	0.0	-
11:55	0.0	0.0	11:55	0.0	0.0	-
11:56	0.0	0.0	11:56	0.0	0.0	-
11:57	0.0	0.0	11:57	0.0	0.0	-
11:58	0.0	0.0	11:58	0.0	0.0	-
11:59	0.0	0.0	11:59	0.0	0.0	-
12:00	0.0	0.0	12:00	0.0	0.0	-
12:01	0.0	0.0	12:01	0.0	0.0	-
12:02	0.0	0.0	12:02	0.0	0.0	-
12:03	0.0	0.0	12:03	0.0	0.0	-
12:04	0.0	0.0	12:04	0.0	0.0	-

Grand Union Bowling Alley Site
BCP #360222
150 Westchester Avenue, Port Chester
October 22, 2024

PID DATA						
Upwind			Downwind			
Time	Concentration (ppm)	15-Min Avg Concentration (ppm)	Time	Concentration (ppm)	15-Min Avg Concentration (ppm)	Exceeds VOC Alarm Limit
12:05	0.0	0.0	12:05	0.0	0.0	-
12:06	0.0	0.0	12:06	0.0	0.0	-
12:07	0.0	0.0	12:07	0.0	0.0	-
12:08	0.0	0.0	12:08	0.0	0.0	-
12:09	0.0	0.0	12:09	0.0	0.0	-
12:10	0.0	0.0	12:10	0.0	0.0	-
12:11	0.0	0.0	12:11	0.0	0.0	-
12:12	0.0	0.0	12:12	0.0	0.0	-
12:13	0.0	0.0	12:13	0.0	0.0	-
12:14	0.0	0.0	12:14	0.0	0.0	-
12:15	0.0	0.0	12:15	0.0	0.0	-
12:16	0.0	0.0	12:16	0.0	0.0	-
12:17	0.0	0.0	12:17	0.0	0.0	-
12:18	0.0	0.0	12:18	0.0	0.0	-
12:19	0.0	0.0	12:19	0.0	0.0	-
12:20	0.0	0.0	12:20	0.0	0.0	-
12:21	0.0	0.0	12:21	0.0	0.0	-
12:22	0.0	0.0	12:22	0.0	0.0	-
12:23	0.0	0.0	12:23	0.0	0.0	-
12:24	0.0	0.0	12:24	0.0	0.0	-
12:25	0.0	0.0	12:25	0.0	0.0	-
12:26	0.0	0.0	12:26	0.0	0.0	-
12:27	0.0	0.0	12:27	0.0	0.0	-
12:28	0.0	0.0	12:28	0.0	0.0	-
12:29	0.0	0.0	12:29	0.0	0.0	-
12:30	0.0	0.0	12:30	0.0	0.0	-
12:31	0.0	0.0	12:31	0.0	0.0	-
12:32	0.0	0.0	12:32	0.0	0.0	-
12:33	0.0	0.0	12:33	0.0	0.0	-
12:34	0.0	0.0	12:34	0.0	0.0	-
12:35	0.0	0.0	12:35	0.0	0.0	-
12:36	0.0	0.0	12:36	0.0	0.0	-
12:37	0.0	0.0	12:37	0.0	0.0	-
12:38	0.0	0.0	12:38	0.0	0.0	-
12:39	0.0	0.0	12:39	0.0	0.0	-
12:40	0.0	0.0	12:40	0.0	0.0	-
12:41	0.0	0.0	12:41	0.0	0.0	-
12:42	0.0	0.0	12:42	0.0	0.0	-
12:43	0.0	0.0	12:43	0.0	0.0	-
12:44	0.0	0.0	12:44	0.0	0.0	-
12:45	0.0	0.0	12:45	0.0	0.0	-
12:46	0.0	0.0	12:46	0.0	0.0	-
12:47	0.0	0.0	12:47	0.0	0.0	-
12:48	0.0	0.0	12:48	0.0	0.0	-
12:49	0.0	0.0	12:49	0.0	0.0	-
12:50	0.0	0.0	12:50	0.0	0.0	-
12:51	0.0	0.0	12:51	0.0	0.0	-

Grand Union Bowling Alley Site
BCP #360222
150 Westchester Avenue, Port Chester
October 22, 2024

PID DATA						
Upwind			Downwind			
Time	Concentration (ppm)	15-Min Avg Concentration (ppm)	Time	Concentration (ppm)	15-Min Avg Concentration (ppm)	Exceeds VOC Alarm Limit
12:52	0.0	0.0	12:52	0.0	0.0	-
12:53	0.0	0.0	12:53	0.0	0.0	-
12:54	0.0	0.0	12:54	0.0	0.0	-
12:55	0.0	0.0	12:55	0.0	0.0	-
12:56	0.0	0.0	12:56	0.0	0.0	-
12:57	0.0	0.0	12:57	0.0	0.0	-
12:58	0.0	0.0	12:58	0.0	0.0	-
12:59	0.0	0.0	12:59	0.0	0.0	-
13:00	0.0	0.0	13:00	0.0	0.0	-
13:01	0.0	0.0	13:01	0.0	0.0	-
13:02	0.0	0.0	13:02	0.0	0.0	-
13:03	0.0	0.0	13:03	0.0	0.0	-
13:04	0.0	0.0	13:04	0.0	0.0	-
13:05	0.0	0.0	13:05	0.0	0.0	-
13:06	0.0	0.0	13:06	0.0	0.0	-
13:07	0.0	0.0	13:07	0.0	0.0	-
13:08	0.0	0.0	13:08	0.0	0.0	-
13:09	0.0	0.0	13:09	0.0	0.0	-
13:10	0.0	0.0	13:10	0.0	0.0	-
13:11	0.0	0.0	13:11	0.0	0.0	-
13:12	0.0	0.0	13:12	0.0	0.0	-
13:13	0.0	0.0	13:13	0.0	0.0	-
13:14	0.0	0.0	13:14	0.0	0.0	-
13:15	0.0	0.0	13:15	0.0	0.0	-
13:16	0.0	0.0	13:16	0.0	0.0	-
13:17	0.0	0.0	13:17	0.0	0.0	-
13:18	0.0	0.0	13:18	0.0	0.0	-
13:19	0.0	0.0	13:19	0.0	0.0	-
13:20	0.0	0.0	13:20	0.0	0.0	-
13:21	0.0	0.0	13:21	0.0	0.0	-
13:22	0.0	0.0	13:22	0.0	0.0	-
13:23	0.0	0.0	13:23	0.0	0.0	-
13:24	0.0	0.0	13:24	0.0	0.0	-
13:25	0.0	0.0	13:25	0.0	0.0	-
13:26	0.0	0.0	13:26	0.0	0.0	-
13:27	0.0	0.0	13:27	0.0	0.0	-
13:28	0.0	0.0	13:28	0.0	0.0	-
13:29	0.0	0.0	13:29	0.0	0.0	-
13:30	0.0	0.0	13:30	0.0	0.0	-
13:31	0.0	0.0	13:31	0.0	0.0	-
13:32	0.0	0.0	13:32	0.0	0.0	-
13:33	0.0	0.0	13:33	0.0	0.0	-
13:34	0.0	0.0	13:34	0.0	0.0	-
13:35	0.0	0.0	13:35	0.0	0.0	-
13:36	0.0	0.0	13:36	0.0	0.0	-
13:37	0.0	0.0	13:37	0.0	0.0	-
13:38	0.0	0.0	13:38	0.0	0.0	-

Grand Union Bowling Alley Site
BCP #360222
150 Westchester Avenue, Port Chester
October 22, 2024

PID DATA						
Upwind			Downwind			
Time	Concentration (ppm)	15-Min Avg Concentration (ppm)	Time	Concentration (ppm)	15-Min Avg Concentration (ppm)	Exceeds VOC Alarm Limit
13:39	0.0	0.0	13:39	0.0	0.0	-
13:40	0.0	0.0	13:40	0.0	0.0	-
13:41	0.0	0.0	13:41	0.0	0.0	-
13:42	0.0	0.0	13:42	0.0	0.0	-
13:43	0.0	0.0	13:43	0.0	0.0	-
13:44	0.0	0.0	13:44	0.0	0.0	-
13:45	0.0	0.0	13:45	0.0	0.0	-
13:46	0.0	0.0	13:46	0.0	0.0	-
13:47	0.0	0.0	13:47	0.0	0.0	-
13:48	0.0	0.0	13:48	0.0	0.0	-
13:49	0.0	0.0	13:49	0.0	0.0	-
13:50	0.0	0.0	13:50	0.0	0.0	-
13:51	0.0	0.0	13:51	0.0	0.0	-
13:52	0.0	0.0	13:52	0.0	0.0	-
13:53	0.0	0.0	13:53	0.0	0.0	-
13:54	0.0	0.0	13:54	0.0	0.0	-
13:55	0.0	0.0	13:55	0.0	0.0	-
13:56	0.0	0.0	13:56	0.0	0.0	-
13:57	0.0	0.0	13:57	0.0	0.0	-
13:58	0.0	0.0	13:58	0.0	0.0	-
13:59	0.0	0.0	13:59	0.0	0.0	-
14:00	0.0	0.0	14:00	0.0	0.0	-
14:01	0.0	0.0	14:01	0.0	0.0	-
14:02	0.0	0.0	14:02	0.0	0.0	-
14:03	0.0	0.0	14:03	0.0	0.0	-
14:04	0.0	0.0	14:04	0.0	0.0	-
14:05	0.0	0.0	14:05	0.0	0.0	-
14:06	0.0	0.0	14:06	0.0	0.0	-
14:07	0.0	0.0	14:07	0.0	0.0	-
14:08	0.0	0.0	14:08	0.0	0.0	-
14:09	0.0	0.0	14:09	0.0	0.0	-
14:10	0.0	0.0	14:10	0.0	0.0	-
14:11	0.0	0.0	14:11	0.0	0.0	-
14:12	0.0	0.0	14:12	0.0	0.0	-
14:13	0.0	0.0	14:13	0.0	0.0	-
14:14	0.0	0.0	14:14	0.0	0.0	-
14:15	0.0	0.0	14:15	0.0	0.0	-
14:16	0.0	0.0	14:16	0.0	0.0	-
14:17	0.0	0.0	14:17	0.0	0.0	-
14:18	0.0	0.0	14:18	0.0	0.0	-
14:19	0.0	0.0	14:19	0.0	0.0	-
14:20	0.0	0.0	14:20	0.0	0.0	-
14:21	0.0	0.0	14:21	0.0	0.0	-
14:22	0.0	0.0	14:22	0.0	0.0	-
14:23	0.0	0.0	14:23	0.0	0.0	-
14:24	0.0	0.0	14:24	0.0	0.0	-
14:25	0.0	0.0	14:25	0.0	0.0	-

Grand Union Bowling Alley Site
BCP #360222
150 Westchester Avenue, Port Chester
October 22, 2024

PID DATA						
Upwind			Downwind			
Time	Concentration (ppm)	15-Min Avg Concentration (ppm)	Time	Concentration (ppm)	15-Min Avg Concentration (ppm)	Exceeds VOC Alarm Limit
14:26	0.0	0.0	14:26	0.0	0.0	-
14:27	0.0	0.0	14:27	0.0	0.0	-
14:28	0.0	0.0	14:28	0.0	0.0	-
14:29	0.0	0.0	14:29	0.0	0.0	-
14:30	0.0	0.0	14:30	0.0	0.0	-
14:31	0.0	0.0	14:31	0.0	0.0	-
14:32	0.0	0.0	14:32	0.0	0.0	-
14:33	0.0	0.0	14:33	0.0	0.0	-
14:34	0.0	0.0	14:34	0.0	0.0	-
14:35	0.0	0.0	14:35	0.0	0.0	-
14:36	0.0	0.0	14:36	0.0	0.0	-
14:37	0.0	0.0	14:37	0.0	0.0	-
14:38	0.0	0.0	14:38	0.0	0.0	-
14:39	0.0	0.0	14:39	0.0	0.0	-
14:40	0.0	0.0	14:40	0.0	0.0	-
14:41	0.0	0.0	14:41	0.0	0.0	-
14:42	0.0	0.0	14:42	0.0	0.0	-
14:43	0.0	0.0	14:43	0.0	0.0	-
14:44	0.0	0.0	14:44	0.0	0.0	-
14:45	0.0	0.0	14:45	0.0	0.0	-
14:46	0.0	0.0	14:46	0.0	0.0	-
14:47	0.0	0.0	14:47	0.0	0.0	-
14:48	0.0	0.0	14:48	0.0	0.0	-
14:49	0.0	0.0	14:49	0.0	0.0	-
14:50	0.0	0.0	14:50	0.0	0.0	-
14:51	0.0	0.0	14:51	0.0	0.0	-
14:52	0.0	0.0	14:52	0.0	0.0	-
14:53	0.0	0.0	14:53	0.0	0.0	-
14:54	0.0	0.0	14:54	0.0	0.0	-
14:55	0.0	0.0	14:55	0.0	0.0	-
14:56	0.0	0.0	14:56	0.0	0.0	-
14:57	0.0	0.0	14:57	0.0	0.0	-
14:58	0.0	0.0	14:58	0.0	0.0	-
14:59	0.0	0.0	14:59	0.0	0.0	-
15:00	0.0	0.0	15:00	0.0	0.0	-
15:01	0.0	0.0	15:01	0.0	0.0	-
15:02	0.0	0.0	15:02	0.0	0.0	-
15:03	0.0	0.0	15:03	0.0	0.0	-
15:04	0.0	0.0	15:04	0.0	0.0	-
15:05	0.0	0.0	15:05	0.0	0.0	-
15:06	0.0	0.0	15:06	0.0	0.0	-
15:07	0.0	0.0	15:07	0.0	0.0	-
15:08	0.0	0.0	15:08	0.0	0.0	-
15:09	0.0	0.0	15:09	0.0	0.0	-
15:10	0.0	0.0	15:10	0.0	0.0	-
15:11	0.0	0.0	15:11	0.0	0.0	-
15:12	0.0	0.0	15:12	0.0	0.0	-

Grand Union Bowling Alley Site
BCP #360222
150 Westchester Avenue, Port Chester
October 22, 2024

PID DATA						
Upwind			Downwind			
Time	Concentration (ppm)	15-Min Avg Concentration (ppm)	Time	Concentration (ppm)	15-Min Avg Concentration (ppm)	Exceeds VOC Alarm Limit
15:13	0.0	0.0	15:13	0.0	0.0	-
15:14	0.0	0.0	15:14	0.0	0.0	-
15:15	0.0	0.0	15:15	0.0	0.0	-
15:16	0.0	0.0	15:16	0.0	0.0	-
15:17	0.0	0.0	15:17	0.0	0.0	-
15:18	0.0	0.0	15:18	0.0	0.0	-
15:19	0.0	0.0	15:19	0.0	0.0	-
15:20	0.0	0.0	15:20	0.0	0.0	-
15:21	0.0	0.0	15:21	0.0	0.0	-
15:22	0.0	0.0	15:22	0.0	0.0	-
15:23	0.0	0.0	15:23	0.0	0.0	-
15:24	0.0	0.0	15:24	0.0	0.0	-

SESI CONSULTING ENGINEERS

959 US-46 Floor 3, Suite 300 - Parsippany-Troy Hills, NJ

DAILY AIR MONITORING REPORT
150 Westchester Avenue
Port Chester, New York

10/23/2024

Rev. No. 0	Page 1 of 2
Project Number: 11895A	
Dust Action Level	150 µg/m^3
VOC Action Level	5 ppm

Weather Data Range for Work Day		Wind Direction	SSW	Relative Humidity (%)	46.0 - 91.0	Daily Rain Total (in)	0.00	Readings in the summary table and graphs below are the reported downwind concentrations.
Temperature (°F)	49.0 - 74.0	Wind Speed (MPH)	1.3 - 8.6	Barometer (inHg)	30.10 - 30.10	Avg. Dew Point Temp (°F)	55.4	

Station Location	Daily Avg. Dust Concentration (µg/m^3)	Max 15-Min Dust Concentration (µg/m^3)	Time of Max Dust Reading	Daily Avg. VOC Concentration (ppm)	Max 15-Min VOC Concentration (ppm)	Time of Max VOC Reading
Upwind	20.9	85.8	9:25	0.0	0.0	8:32
Downwind	24.6	49.2	8:33	0.0	0.0	8:33

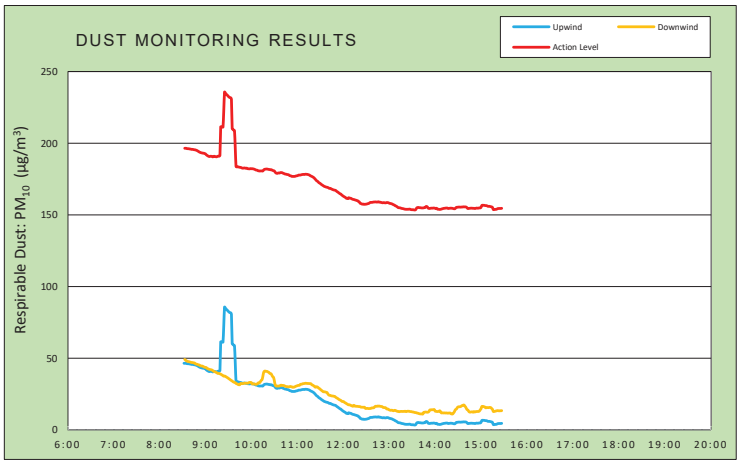

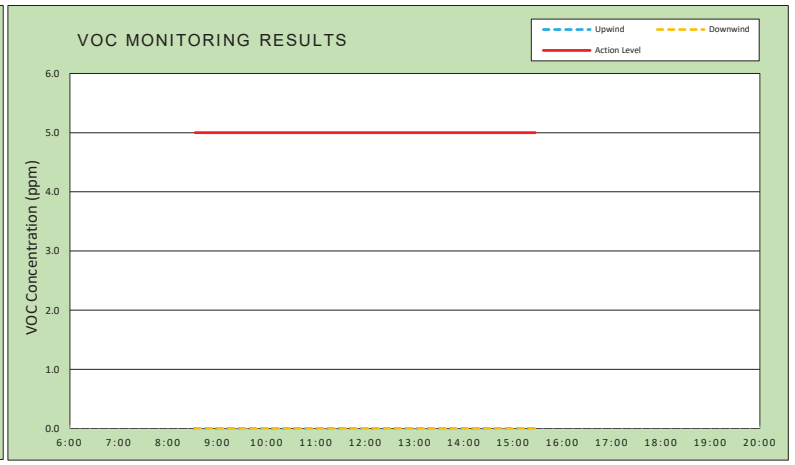

Air Monitoring Notes:

Weather Notes:

EMILCOTT
A Triumvirate Environmental Company

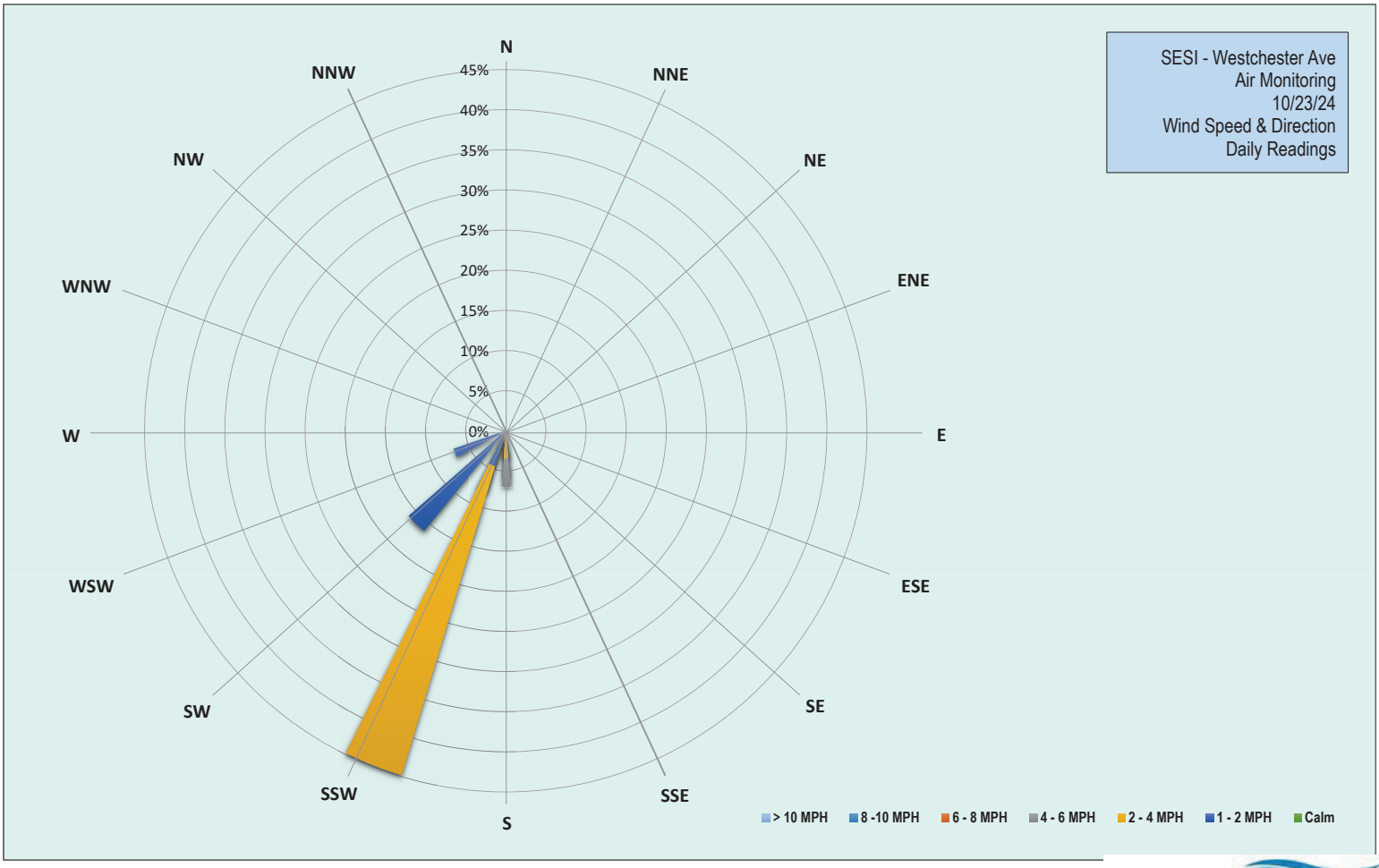

EMILCOTT
A Triumvirate Environmental Company

Grand Union Bowling Alley Site
BCP #360222
150 Westchester Avenue, Port Chester
October 23, 2024

Wednesday, October 23, 2024						
Number of Instances Where Downwind Particulates Exceeds Upwind Particulate + 150 =						0
Number of Comparable Data Points =						415
Start Time:						8:17
End Time:						15:27
PARTICULATE DATA						
Upwind			Downwind			Exceeds Particulate Alarm Limit
Time	Concentration (ug/m^3)	15-Min Avg Concentration (ug/m^3)	Time	Concentration (ug/m^3)	15-Min Avg Concentration (ug/m^3)	
8:17	48.8	-	8:17	-	-	-
8:18	47.3	-	8:18	51.0	-	-
8:19	47.0	-	8:19	51.8	-	-
8:20	48.8	-	8:20	55.0	-	-
8:21	49.0	-	8:21	50.0	-	-
8:22	46.8	-	8:22	48.8	-	-
8:23	46.3	-	8:23	49.5	-	-
8:24	46.5	-	8:24	49.8	-	-
8:25	46.0	-	8:25	49.0	-	-
8:26	45.8	-	8:26	47.3	-	-
8:27	47.0	-	8:27	47.0	-	-
8:28	44.3	-	8:28	47.8	-	-
8:29	47.3	-	8:29	48.5	-	-
8:30	46.3	-	8:30	46.5	-	-
8:31	45.3	-	8:31	46.3	-	-
8:32	44.5	46.5	8:32	53.0	-	-
8:33	47.0	46.5	8:33	47.8	49.2	-
8:34	46.8	46.5	8:34	46.0	48.8	-
8:35	48.3	46.5	8:35	46.5	48.2	-
8:36	45.8	46.2	8:36	47.0	48.0	-
8:37	46.5	46.2	8:37	45.0	47.8	-
8:38	45.5	46.2	8:38	47.8	47.7	-
8:39	45.3	46.1	8:39	48.0	47.6	-
8:40	44.3	46.0	8:40	46.3	47.4	-
8:41	44.5	45.9	8:41	44.8	47.2	-
8:42	44.5	45.7	8:42	45.0	47.1	-
8:43	44.8	45.8	8:43	47.3	47.0	-
8:44	45.8	45.7	8:44	46.5	46.9	-
8:45	44.3	45.5	8:45	44.8	46.8	-
8:46	44.0	45.4	8:46	44.3	46.7	-
8:47	43.3	45.4	8:47	46.0	46.2	-
8:48	43.5	45.1	8:48	44.5	46.0	-
8:49	44.0	44.9	8:49	43.8	45.8	-
8:50	43.0	44.6	8:50	43.8	45.6	-
8:51	41.3	44.3	8:51	43.0	45.4	-
8:52	41.0	43.9	8:52	44.3	45.3	-
8:53	41.8	43.7	8:53	42.3	45.0	-
8:54	42.0	43.5	8:54	44.3	44.7	-
8:55	42.0	43.3	8:55	45.0	44.6	-
8:56	42.8	43.2	8:56	43.8	44.6	-
8:57	42.8	43.1	8:57	41.3	44.3	-

Grand Union Bowling Alley Site
BCP #360222
150 Westchester Avenue, Port Chester
October 23, 2024

PARTICULATE DATA						
Upwind			Downwind			Exceeds Particulate Alarm Limit
Time	Concentration (ug/m^3)	15-Min Avg Concentration (ug/m^3)	Time	Concentration (ug/m^3)	15-Min Avg Concentration (ug/m^3)	
8:58	44.3	43.0	8:58	42.8	44.0	-
8:59	42.0	42.8	8:59	42.8	43.8	-
9:00	41.8	42.6	9:00	43.3	43.7	-
9:01	35.3	42.0	9:01	42.8	43.6	-
9:02	37.3	41.6	9:02	39.0	43.1	-
9:03	37.5	41.2	9:03	40.0	42.8	-
9:04	40.0	41.0	9:04	39.5	42.5	-
9:05	39.5	40.7	9:05	40.5	42.3	-
9:06	42.3	40.8	9:06	41.0	42.2	-
9:07	43.3	41.0	9:07	42.3	42.0	-
9:08	40.0	40.8	9:08	40.5	41.9	-
9:09	39.0	40.6	9:09	40.5	41.7	-
9:10	39.8	40.5	9:10	38.8	41.2	-
9:11	49.8	41.0	9:11	37.5	40.8	-
9:12	40.3	40.8	9:12	38.8	40.7	-
9:13	43.5	40.7	9:13	39.5	40.4	-
9:14	39.0	40.5	9:14	38.8	40.2	-
9:15	43.0	40.6	9:15	38.8	39.9	-
9:16	39.5	40.9	9:16	37.0	39.5	-
9:17	38.3	41.0	9:17	38.3	39.4	-
9:18	38.0	41.0	9:18	38.8	39.4	-
9:19	47.5	41.5	9:19	36.5	39.2	-
9:20	339.5	61.5	9:20	36.5	38.9	-
9:21	38.8	61.3	9:21	36.8	38.6	-
9:22	44.0	61.3	9:22	36.8	38.2	-
9:23	39.0	61.3	9:23	35.5	37.9	-
9:24	214.3	72.9	9:24	34.3	37.5	-
9:25	232.8	85.8	9:25	40.8	37.6	-
9:26	36.8	84.9	9:26	34.3	37.4	-
9:27	33.3	84.5	9:27	33.8	37.1	-
9:28	32.5	83.7	9:28	34.3	36.7	-
9:29	33.0	83.3	9:29	34.0	36.4	-
9:30	33.5	82.7	9:30	32.8	36.0	-
9:31	31.5	82.2	9:31	31.5	35.6	-
9:32	33.8	81.9	9:32	32.3	35.2	-
9:33	35.8	81.7	9:33	32.8	34.8	-
9:34	32.5	80.7	9:34	30.8	34.5	-
9:35	31.0	60.2	9:35	31.8	34.1	-
9:36	32.5	59.7	9:36	30.0	33.7	-
9:37	33.8	59.1	9:37	32.3	33.4	-
9:38	35.8	58.8	9:38	32.0	33.2	-
9:39	33.0	46.8	9:39	32.3	33.0	-
9:40	37.8	33.8	9:40	32.0	32.4	-
9:41	33.3	33.5	9:41	31.3	32.2	-
9:42	33.3	33.5	9:42	29.3	31.9	-
9:43	32.5	33.5	9:43	29.8	31.6	-
9:44	30.0	33.3	9:44	32.5	31.5	-
9:45	32.0	33.2	9:45	34.0	31.6	-

Grand Union Bowling Alley Site
BCP #360222
150 Westchester Avenue, Port Chester
October 23, 2024

PARTICULATE DATA						
Upwind			Downwind			Exceeds Particulate Alarm Limit
Time	Concentration (ug/m^3)	15-Min Avg Concentration (ug/m^3)	Time	Concentration (ug/m^3)	15-Min Avg Concentration (ug/m^3)	
9:46	30.3	33.1	9:46	44.0	32.5	-
9:47	31.0	33.0	9:47	31.3	32.4	-
9:48	31.8	32.7	9:48	31.5	32.3	-
9:49	31.5	32.6	9:49	31.8	32.4	-
9:50	32.0	32.7	9:50	32.8	32.4	-
9:51	33.8	32.8	9:51	32.8	32.6	-
9:52	31.8	32.6	9:52	32.3	32.6	-
9:53	34.0	32.5	9:53	32.0	32.6	-
9:54	35.0	32.7	9:54	32.0	32.6	-
9:55	32.5	32.3	9:55	32.0	32.6	-
9:56	31.8	32.2	9:56	33.8	32.8	-
9:57	32.8	32.2	9:57	33.8	33.1	-
9:58	32.0	32.1	9:58	31.3	33.2	-
9:59	32.8	32.3	9:59	32.5	33.2	-
10:00	30.5	32.2	10:00	31.8	33.0	-
10:01	30.5	32.2	10:01	30.0	32.1	-
10:02	30.0	32.2	10:02	31.5	32.1	-
10:03	29.8	32.0	10:03	31.5	32.1	-
10:04	29.0	31.9	10:04	32.5	32.2	-
10:05	28.3	31.6	10:05	28.8	31.9	-
10:06	29.5	31.3	10:06	31.8	31.8	-
10:07	30.5	31.3	10:07	35.5	32.0	-
10:08	31.5	31.1	10:08	33.8	32.2	-
10:09	30.3	30.8	10:09	41.8	32.8	-
10:10	32.3	30.8	10:10	34.8	33.0	-
10:11	29.8	30.6	10:11	34.3	33.0	-
10:12	33.8	30.7	10:12	46.0	33.8	-
10:13	32.5	30.7	10:13	43.3	34.6	-
10:14	31.8	30.7	10:14	39.5	35.1	-
10:15	30.5	30.7	10:15	64.0	37.3	-
10:16	39.8	31.3	10:16	71.3	40.0	-
10:17	37.3	31.8	10:17	45.0	40.9	-
10:18	31.8	31.9	10:18	34.3	41.1	-
10:19	30.3	32.0	10:19	29.3	40.9	-
10:20	29.0	32.0	10:20	29.3	40.9	-
10:21	28.5	32.0	10:21	29.0	40.7	-
10:22	28.8	31.8	10:22	30.5	40.4	-
10:23	29.5	31.7	10:23	30.0	40.1	-
10:24	30.0	31.7	10:24	31.8	39.5	-
10:25	29.0	31.5	10:25	32.5	39.3	-
10:26	31.3	31.6	10:26	30.3	39.1	-
10:27	29.5	31.3	10:27	29.8	38.0	-
10:28	28.5	31.0	10:28	30.5	37.1	-
10:29	29.3	30.9	10:29	32.5	36.7	-
10:30	27.5	30.7	10:30	31.3	34.5	-
10:31	29.0	29.9	10:31	30.5	31.8	-
10:32	28.0	29.3	10:32	29.8	30.7	-
10:33	28.3	29.1	10:33	32.3	30.6	-

Grand Union Bowling Alley Site
BCP #360222
150 Westchester Avenue, Port Chester
October 23, 2024

PARTICULATE DATA						
Upwind			Downwind			Exceeds Particulate Alarm Limit
Time	Concentration (ug/m^3)	15-Min Avg Concentration (ug/m^3)	Time	Concentration (ug/m^3)	15-Min Avg Concentration (ug/m^3)	
10:34	29.0	29.0	10:34	29.8	30.6	-
10:35	32.5	29.2	10:35	28.5	30.6	-
10:36	29.0	29.3	10:36	30.3	30.7	-
10:37	28.3	29.2	10:37	31.8	30.8	-
10:38	33.8	29.5	10:38	34.8	31.1	-
10:39	30.0	29.5	10:39	34.5	31.3	-
10:40	28.5	29.5	10:40	29.0	31.0	-
10:41	27.0	29.2	10:41	31.0	31.1	-
10:42	26.5	29.0	10:42	28.8	31.0	-
10:43	25.0	28.8	10:43	28.5	30.9	-
10:44	25.8	28.5	10:44	28.3	30.6	-
10:45	26.5	28.5	10:45	27.8	30.4	-
10:46	26.5	28.3	10:46	28.5	30.2	-
10:47	26.3	28.2	10:47	29.8	30.2	-
10:48	27.0	28.1	10:48	30.3	30.1	-
10:49	26.0	27.9	10:49	30.3	30.1	-
10:50	25.8	27.5	10:50	29.8	30.2	-
10:51	27.0	27.3	10:51	32.3	30.3	-
10:52	25.8	27.2	10:52	28.8	30.1	-
10:53	29.3	26.9	10:53	33.5	30.1	-
10:54	30.8	26.9	10:54	29.8	29.7	-
10:55	27.8	26.9	10:55	31.0	29.9	-
10:56	27.3	26.9	10:56	31.0	29.9	-
10:57	27.3	26.9	10:57	33.5	30.2	-
10:58	28.0	27.1	10:58	32.5	30.5	-
10:59	27.8	27.3	10:59	31.3	30.7	-
11:00	28.0	27.4	11:00	30.8	30.9	-
11:01	29.5	27.6	11:01	31.3	31.0	-
11:02	30.0	27.8	11:02	30.5	31.1	-
11:03	26.8	27.8	11:03	31.8	31.2	-
11:04	26.5	27.8	11:04	39.5	31.8	-
11:05	28.0	28.0	11:05	31.0	31.9	-
11:06	29.3	28.1	11:06	33.3	32.0	-
11:07	27.3	28.2	11:07	33.0	32.2	-
11:08	30.3	28.3	11:08	34.3	32.3	-
11:09	29.3	28.2	11:09	31.5	32.4	-
11:10	30.0	28.3	11:10	32.0	32.5	-
11:11	28.0	28.4	11:11	33.0	32.6	-
11:12	26.5	28.3	11:12	31.8	32.5	-
11:13	27.5	28.3	11:13	32.3	32.5	-
11:14	25.5	28.2	11:14	30.0	32.4	-
11:15	25.5	28.0	11:15	31.3	32.4	-
11:16	26.3	27.8	11:16	30.0	32.3	-
11:17	23.8	27.4	11:17	30.5	32.3	-
11:18	23.0	27.1	11:18	29.3	32.2	-
11:19	22.8	26.9	11:19	29.5	31.5	-
11:20	23.8	26.6	11:20	28.0	31.3	-
11:21	24.0	26.2	11:21	28.3	31.0	-

Grand Union Bowling Alley Site
BCP #360222
150 Westchester Avenue, Port Chester
October 23, 2024

PARTICULATE DATA						
Upwind			Downwind			Exceeds Particulate Alarm Limit
Time	Concentration (ug/m^3)	15-Min Avg Concentration (ug/m^3)	Time	Concentration (ug/m^3)	15-Min Avg Concentration (ug/m^3)	
11:22	21.0	25.8	11:22	27.3	30.6	-
11:23	21.3	25.2	11:23	26.3	30.1	-
11:24	20.5	24.6	11:24	27.5	29.8	-
11:25	20.5	24.0	11:25	37.8	30.2	-
11:26	22.3	23.6	11:26	30.5	30.0	-
11:27	20.8	23.2	11:27	27.3	29.7	-
11:28	18.3	22.6	11:28	24.0	29.2	-
11:29	20.3	22.3	11:29	25.8	28.9	-
11:30	20.8	21.9	11:30	23.8	28.4	-
11:31	19.0	21.5	11:31	23.3	27.9	-
11:32	18.0	21.1	11:32	23.8	27.5	-
11:33	17.5	20.7	11:33	23.3	27.1	-
11:34	17.8	20.4	11:34	23.3	26.7	-
11:35	18.0	20.0	11:35	28.0	26.7	-
11:36	20.8	19.8	11:36	27.0	26.6	-
11:37	18.5	19.6	11:37	25.0	26.4	-
11:38	17.5	19.4	11:38	23.8	26.3	-
11:39	19.5	19.3	11:39	24.5	26.1	-
11:40	17.8	19.1	11:40	23.5	25.1	-
11:41	18.0	18.8	11:41	21.5	24.5	-
11:42	15.8	18.5	11:42	22.3	24.2	-
11:43	19.3	18.6	11:43	23.5	24.1	-
11:44	16.3	18.3	11:44	22.0	23.9	-
11:45	16.3	18.0	11:45	21.8	23.8	-
11:46	15.8	17.8	11:46	22.3	23.7	-
11:47	14.5	17.5	11:47	22.8	23.6	-
11:48	15.3	17.4	11:48	20.8	23.5	-
11:49	15.8	17.3	11:49	22.3	23.4	-
11:50	16.0	17.1	11:50	20.8	22.9	-
11:51	14.3	16.7	11:51	21.0	22.5	-
11:52	11.8	16.2	11:52	20.5	22.2	-
11:53	13.0	15.9	11:53	18.8	21.9	-
11:54	12.8	15.5	11:54	18.3	21.5	-
11:55	12.0	15.1	11:55	18.3	21.1	-
11:56	12.3	14.7	11:56	18.0	20.9	-
11:57	12.5	14.5	11:57	17.5	20.6	-
11:58	10.5	13.9	11:58	16.8	20.1	-
11:59	10.5	13.5	11:59	17.5	19.8	-
12:00	10.0	13.1	12:00	22.8	19.9	-
12:01	10.8	12.8	12:01	17.8	19.6	-
12:02	9.8	12.5	12:02	15.3	19.1	-
12:03	10.3	12.1	12:03	17.8	18.9	-
12:04	8.3	11.6	12:04	16.0	18.5	-
12:05	15.3	11.6	12:05	16.3	18.2	-
12:06	10.8	11.4	12:06	15.8	17.8	-
12:07	21.8	12.0	12:07	16.5	17.5	-
12:08	9.3	11.8	12:08	19.5	17.6	-
12:09	11.3	11.7	12:09	15.0	17.4	-

Grand Union Bowling Alley Site
BCP #360222
150 Westchester Avenue, Port Chester
October 23, 2024

PARTICULATE DATA						
Upwind			Downwind			Exceeds Particulate Alarm Limit
Time	Concentration (ug/m^3)	15-Min Avg Concentration (ug/m^3)	Time	Concentration (ug/m^3)	15-Min Avg Concentration (ug/m^3)	
12:10	10.8	11.6	12:10	14.8	17.1	-
12:11	7.3	11.3	12:11	14.0	16.9	-
12:12	9.0	11.0	12:12	14.8	16.7	-
12:13	7.5	10.8	12:13	14.5	16.5	-
12:14	9.0	10.7	12:14	27.8	17.2	-
12:15	7.8	10.6	12:15	14.8	16.7	-
12:16	7.3	10.3	12:16	16.0	16.6	-
12:17	8.3	10.2	12:17	14.5	16.5	-
12:18	6.5	10.0	12:18	17.0	16.5	-
12:19	6.5	9.9	12:19	15.8	16.5	-
12:20	6.8	9.3	12:20	14.5	16.3	-
12:21	7.8	9.1	12:21	15.5	16.3	-
12:22	7.8	8.2	12:22	15.8	16.3	-
12:23	6.5	8.0	12:23	14.0	15.9	-
12:24	7.0	7.7	12:24	14.8	15.9	-
12:25	7.8	7.5	12:25	14.3	15.9	-
12:26	8.5	7.6	12:26	13.8	15.8	-
12:27	6.0	7.4	12:27	14.8	15.8	-
12:28	8.3	7.4	12:28	14.0	15.8	-
12:29	9.3	7.5	12:29	16.0	15.0	-
12:30	9.0	7.5	12:30	14.5	15.0	-
12:31	8.8	7.6	12:31	17.0	15.1	-
12:32	11.5	7.9	12:32	14.0	15.0	-
12:33	7.8	7.9	12:33	15.3	14.9	-
12:34	10.8	8.2	12:34	15.8	14.9	-
12:35	12.5	8.6	12:35	15.5	15.0	-
12:36	10.0	8.8	12:36	15.8	15.0	-
12:37	7.5	8.7	12:37	21.0	15.4	-
12:38	7.3	8.8	12:38	14.0	15.4	-
12:39	8.8	8.9	12:39	16.5	15.5	-
12:40	9.3	9.0	12:40	14.5	15.5	-
12:41	8.8	9.0	12:41	22.3	16.1	-
12:42	6.8	9.1	12:42	21.3	16.5	-
12:43	7.8	9.0	12:43	14.5	16.5	-
12:44	7.8	8.9	12:44	15.3	16.5	-
12:45	10.5	9.0	12:45	17.8	16.7	-
12:46	11.0	9.2	12:46	15.5	16.6	-
12:47	7.3	8.9	12:47	15.3	16.7	-
12:48	8.0	8.9	12:48	13.3	16.5	-
12:49	8.3	8.8	12:49	13.8	16.4	-
12:50	11.3	8.7	12:50	15.0	16.4	-
12:51	7.5	8.5	12:51	13.5	16.2	-
12:52	7.3	8.5	12:52	13.5	15.7	-
12:53	9.0	8.6	12:53	13.3	15.7	-
12:54	7.0	8.5	12:54	14.8	15.6	-
12:55	8.3	8.4	12:55	15.3	15.6	-
12:56	9.5	8.5	12:56	15.0	15.1	-
12:57	9.5	8.7	12:57	13.3	14.6	-

Grand Union Bowling Alley Site
BCP #360222
150 Westchester Avenue, Port Chester
October 23, 2024

PARTICULATE DATA						
Upwind			Downwind			Exceeds Particulate Alarm Limit
Time	Concentration (ug/m^3)	15-Min Avg Concentration (ug/m^3)	Time	Concentration (ug/m^3)	15-Min Avg Concentration (ug/m^3)	
12:58	6.8	8.6	12:58	15.5	14.7	-
12:59	6.5	8.5	12:59	11.5	14.4	-
13:00	6.3	8.2	13:00	12.3	14.0	-
13:01	8.3	8.0	13:01	12.3	13.8	-
13:02	6.3	8.0	13:02	13.5	13.7	-
13:03	5.3	7.8	13:03	14.3	13.8	-
13:04	5.8	7.6	13:04	13.0	13.7	-
13:05	6.5	7.3	13:05	11.5	13.5	-
13:06	3.5	7.0	13:06	12.8	13.4	-
13:07	4.0	6.8	13:07	17.3	13.7	-
13:08	2.5	6.4	13:08	12.3	13.6	-
13:09	4.0	6.2	13:09	11.3	13.4	-
13:10	3.3	5.9	13:10	11.8	13.2	-
13:11	3.3	5.4	13:11	12.0	13.0	-
13:12	4.0	5.1	13:12	13.0	12.9	-
13:13	6.3	5.0	13:13	12.5	12.7	-
13:14	5.3	5.0	13:14	13.3	12.9	-
13:15	4.3	4.8	13:15	13.3	12.9	-
13:16	4.8	4.6	13:16	12.8	13.0	-
13:17	4.8	4.5	13:17	13.0	12.9	-
13:18	3.8	4.4	13:18	14.0	12.9	-
13:19	4.0	4.3	13:19	13.8	13.0	-
13:20	3.5	4.1	13:20	11.5	13.0	-
13:21	2.5	4.0	13:21	14.5	13.1	-
13:22	2.8	3.9	13:22	13.0	12.8	-
13:23	2.8	3.9	13:23	14.5	12.9	-
13:24	4.0	3.9	13:24	13.3	13.1	-
13:25	3.3	3.9	13:25	11.5	13.1	-
13:26	4.5	4.0	13:26	11.8	13.0	-
13:27	4.3	4.0	13:27	10.8	12.9	-
13:28	2.5	3.8	13:28	11.3	12.8	-
13:29	3.8	3.7	13:29	13.3	12.8	-
13:30	3.3	3.6	13:30	10.3	12.6	-
13:31	5.3	3.7	13:31	11.8	12.5	-
13:32	3.5	3.6	13:32	11.5	12.4	-
13:33	2.3	3.5	13:33	11.0	12.2	-
13:34	4.3	3.5	13:34	12.3	12.1	-
13:35	9.8	3.9	13:35	11.0	12.1	-
13:36	17.3	4.9	13:36	11.0	11.9	-
13:37	6.0	5.1	13:37	11.8	11.8	-
13:38	4.8	5.2	13:38	11.5	11.6	-
13:39	1.8	5.1	13:39	10.5	11.4	-
13:40	3.0	5.1	13:40	9.5	11.3	-
13:41	3.5	5.0	13:41	10.5	11.2	-
13:42	2.8	4.9	13:42	11.0	11.2	-
13:43	2.0	4.9	13:43	11.5	11.2	-
13:44	3.8	4.9	13:44	11.0	11.1	-
13:45	4.3	4.9	13:45	27.5	12.2	-

Grand Union Bowling Alley Site
BCP #360222
150 Westchester Avenue, Port Chester
October 23, 2024

PARTICULATE DATA						
Upwind			Downwind			Exceeds Particulate Alarm Limit
Time	Concentration (ug/m^3)	15-Min Avg Concentration (ug/m^3)	Time	Concentration (ug/m^3)	15-Min Avg Concentration (ug/m^3)	
13:46	8.0	5.1	13:46	13.8	12.4	-
13:47	3.0	5.1	13:47	13.3	12.5	-
13:48	13.3	5.8	13:48	11.8	12.5	-
13:49	5.0	5.9	13:49	10.5	12.4	-
13:50	4.3	5.5	13:50	10.5	12.4	-
13:51	5.3	4.7	13:51	12.8	12.5	-
13:52	3.8	4.6	13:52	18.3	12.9	-
13:53	4.0	4.5	13:53	26.0	13.9	-
13:54	3.8	4.6	13:54	12.3	14.0	-
13:55	4.3	4.7	13:55	10.3	14.1	-
13:56	3.3	4.7	13:56	11.5	14.1	-
13:57	3.3	4.7	13:57	10.8	14.1	-
13:58	3.3	4.8	13:58	12.5	14.2	-
13:59	2.8	4.8	13:59	12.0	14.2	-
14:00	2.8	4.7	14:00	11.0	13.1	-
14:01	3.8	4.4	14:01	12.3	13.0	-
14:02	7.5	4.7	14:02	11.3	12.9	-
14:03	3.5	4.0	14:03	10.8	12.8	-
14:04	4.8	4.0	14:04	11.8	12.9	-
14:05	2.8	3.9	14:05	11.5	13.0	-
14:06	4.3	3.8	14:06	19.0	13.4	-
14:07	4.8	3.9	14:07	10.5	12.9	-
14:08	6.0	4.0	14:08	12.0	12.0	-
14:09	6.8	4.2	14:09	11.5	11.9	-
14:10	6.3	4.4	14:10	10.8	11.9	-
14:11	5.8	4.5	14:11	10.3	11.9	-
14:12	4.5	4.6	14:12	11.5	11.9	-
14:13	4.0	4.7	14:13	11.8	11.9	-
14:14	4.5	4.8	14:14	11.5	11.8	-
14:15	3.0	4.8	14:15	11.5	11.9	-
14:16	3.5	4.8	14:16	10.8	11.8	-
14:17	3.0	4.5	14:17	10.8	11.7	-
14:18	4.8	4.6	14:18	12.3	11.8	-
14:19	5.5	4.6	14:19	11.8	11.8	-
14:20	4.0	4.7	14:20	10.5	11.8	-
14:21	4.3	4.7	14:21	11.0	11.2	-
14:22	3.8	4.6	14:22	10.3	11.2	-
14:23	5.0	4.6	14:23	11.3	11.2	-
14:24	4.0	4.4	14:24	22.3	11.9	-
14:25	5.3	4.3	14:25	20.5	12.5	-
14:26	6.3	4.4	14:26	27.8	13.7	-
14:27	12.8	4.9	14:27	21.5	14.4	-
14:28	10.0	5.3	14:28	16.3	14.7	-
14:29	4.5	5.3	14:29	25.3	15.6	-
14:30	5.0	5.4	14:30	18.8	16.1	-
14:31	4.0	5.5	14:31	12.5	16.2	-
14:32	3.0	5.5	14:32	11.3	16.2	-
14:33	4.0	5.4	14:33	13.0	16.3	-

Grand Union Bowling Alley Site
BCP #360222
150 Westchester Avenue, Port Chester
October 23, 2024

PARTICULATE DATA						
Upwind			Downwind			Exceeds Particulate Alarm Limit
Time	Concentration (ug/m^3)	15-Min Avg Concentration (ug/m^3)	Time	Concentration (ug/m^3)	15-Min Avg Concentration (ug/m^3)	
14:34	6.0	5.5	14:34	15.8	16.5	-
14:35	5.0	5.5	14:35	17.0	17.0	-
14:36	4.5	5.5	14:36	12.5	17.1	-
14:37	5.5	5.7	14:37	15.0	17.4	-
14:38	4.0	5.6	14:38	10.3	17.3	-
14:39	4.5	5.6	14:39	11.0	16.6	-
14:40	4.3	5.6	14:40	10.8	15.9	-
14:41	3.5	5.4	14:41	11.3	14.8	-
14:42	4.3	4.8	14:42	11.3	14.1	-
14:43	4.0	4.4	14:43	11.8	13.8	-
14:44	7.5	4.6	14:44	12.0	12.9	-
14:45	4.8	4.6	14:45	12.3	12.5	-
14:46	5.3	4.7	14:46	11.8	12.5	-
14:47	3.5	4.7	14:47	13.0	12.6	-
14:48	4.0	4.7	14:48	14.0	12.6	-
14:49	5.0	4.6	14:49	14.8	12.6	-
14:50	4.5	4.6	14:50	13.5	12.3	-
14:51	4.5	4.6	14:51	19.5	12.8	-
14:52	3.5	4.5	14:52	11.5	12.6	-
14:53	6.0	4.6	14:53	12.5	12.7	-
14:54	7.0	4.8	14:54	12.8	12.8	-
14:55	3.8	4.7	14:55	11.8	12.9	-
14:56	3.0	4.7	14:56	10.8	12.9	-
14:57	5.8	4.8	14:57	12.3	12.9	-
14:58	5.8	4.9	14:58	17.0	13.3	-
14:59	7.3	4.9	14:59	24.5	14.1	-
15:00	10.5	5.3	15:00	22.0	14.8	-
15:01	24.8	6.6	15:01	35.5	16.4	-
15:02	6.0	6.8	15:02	13.8	16.4	-
15:03	3.5	6.7	15:03	13.8	16.4	-
15:04	4.8	6.7	15:04	11.5	16.2	-
15:05	2.8	6.6	15:05	11.3	16.0	-
15:06	3.3	6.5	15:06	10.8	15.4	-
15:07	3.3	6.5	15:07	13.5	15.6	-
15:08	3.0	6.3	15:08	13.3	15.6	-
15:09	2.8	6.0	15:09	12.5	15.6	-
15:10	3.5	6.0	15:10	11.5	15.6	-
15:11	3.0	6.0	15:11	12.5	15.7	-
15:12	3.8	5.9	15:12	12.0	15.7	-
15:13	3.8	5.7	15:13	14.0	15.5	-
15:14	5.0	5.6	15:14	15.3	14.9	-
15:15	5.0	5.2	15:15	14.0	14.3	-
15:16	3.3	3.8	15:16	13.3	12.9	-
15:17	5.0	3.7	15:17	14.8	12.9	-
15:18	6.8	3.9	15:18	14.8	13.0	-
15:19	3.8	3.9	15:19	14.3	13.2	-
15:20	4.3	4.0	15:20	13.0	13.3	-
15:21	6.5	4.2	15:21	13.0	13.4	-

Grand Union Bowling Alley Site
BCP #360222
150 Westchester Avenue, Port Chester
October 23, 2024

PARTICULATE DATA						
Upwind			Downwind			Exceeds Particulate Alarm Limit
Time	Concentration (ug/m^3)	15-Min Avg Concentration (ug/m^3)	Time	Concentration (ug/m^3)	15-Min Avg Concentration (ug/m^3)	
15:22	7.3	4.4	15:22	14.0	13.5	-
15:23	3.5	4.5	15:23	11.8	13.4	-
15:24	3.5	4.5	15:24	12.0	13.3	-
15:25	3.3	4.5	15:25	12.8	13.4	-
15:26	3.5	4.5	15:26	12.0	13.4	-
15:27	4.8	4.6	15:27	13.5	13.5	-

Grand Union Bowling Alley Site
BCP #360222
150 Westchester Avenue, Port Chester
October 23, 2024

Wednesday, October 23, 2024						
Number of Instances Where Downwind VOCs Exceeds Upwind VOCs + 5 =						0
Number of Comparable Data Points =						415
Start Time:						8:17
End Time:						15:27
PID DATA						
Upwind			Downwind			Exceeds VOC Alarm Limit
Time	Concentration (ppm)	15-Min Avg Concentration (ppm)	Time	Concentration (ppm)	15-Min Avg Concentration (ppm)	
8:17	0.0	-	8:17	-	-	-
8:18	0.0	-	8:18	0.0	-	-
8:19	0.0	-	8:19	0.0	-	-
8:20	0.0	-	8:20	0.0	-	-
8:21	0.0	-	8:21	0.0	-	-
8:22	0.0	-	8:22	0.0	-	-
8:23	0.0	-	8:23	0.0	-	-
8:24	0.0	-	8:24	0.0	-	-
8:25	0.0	-	8:25	0.0	-	-
8:26	0.0	-	8:26	0.0	-	-
8:27	0.0	-	8:27	0.0	-	-
8:28	0.0	-	8:28	0.0	-	-
8:29	0.0	-	8:29	0.0	-	-
8:30	0.0	-	8:30	0.0	-	-
8:31	0.0	-	8:31	0.0	-	-
8:32	0.0	0.0	8:32	0.0	-	-
8:33	0.0	0.0	8:33	0.0	0.0	-
8:34	0.0	0.0	8:34	0.0	0.0	-
8:35	0.0	0.0	8:35	0.0	0.0	-
8:36	0.0	0.0	8:36	0.0	0.0	-
8:37	0.0	0.0	8:37	0.0	0.0	-
8:38	0.0	0.0	8:38	0.0	0.0	-
8:39	0.0	0.0	8:39	0.0	0.0	-
8:40	0.0	0.0	8:40	0.0	0.0	-
8:41	0.0	0.0	8:41	0.0	0.0	-
8:42	0.0	0.0	8:42	0.0	0.0	-
8:43	0.0	0.0	8:43	0.0	0.0	-
8:44	0.0	0.0	8:44	0.0	0.0	-
8:45	0.0	0.0	8:45	0.0	0.0	-
8:46	0.0	0.0	8:46	0.0	0.0	-
8:47	0.0	0.0	8:47	0.0	0.0	-
8:48	0.0	0.0	8:48	0.0	0.0	-
8:49	0.0	0.0	8:49	0.0	0.0	-
8:50	0.0	0.0	8:50	0.0	0.0	-
8:51	0.0	0.0	8:51	0.0	0.0	-
8:52	0.0	0.0	8:52	0.0	0.0	-
8:53	0.0	0.0	8:53	0.0	0.0	-
8:54	0.0	0.0	8:54	0.0	0.0	-
8:55	0.0	0.0	8:55	0.0	0.0	-
8:56	0.0	0.0	8:56	0.0	0.0	-
8:57	0.0	0.0	8:57	0.0	0.0	-
8:58	0.0	0.0	8:58	0.0	0.0	-
8:59	0.0	0.0	8:59	0.0	0.0	-

Grand Union Bowling Alley Site
BCP #360222
150 Westchester Avenue, Port Chester
October 23, 2024

PID DATA						
Upwind			Downwind			
Time	Concentration (ppm)	15-Min Avg Concentration (ppm)	Time	Concentration (ppm)	15-Min Avg Concentration (ppm)	Exceeds VOC Alarm Limit
9:00	0.0	0.0	9:00	0.0	0.0	-
9:01	0.0	0.0	9:01	0.0	0.0	-
9:02	0.0	0.0	9:02	0.0	0.0	-
9:03	0.0	0.0	9:03	0.0	0.0	-
9:04	0.0	0.0	9:04	0.0	0.0	-
9:05	0.0	0.0	9:05	0.0	0.0	-
9:06	0.0	0.0	9:06	0.0	0.0	-
9:07	0.0	0.0	9:07	0.0	0.0	-
9:08	0.0	0.0	9:08	0.0	0.0	-
9:09	0.0	0.0	9:09	0.0	0.0	-
9:10	0.0	0.0	9:10	0.0	0.0	-
9:11	0.0	0.0	9:11	0.0	0.0	-
9:12	0.0	0.0	9:12	0.0	0.0	-
9:13	0.0	0.0	9:13	0.0	0.0	-
9:14	0.0	0.0	9:14	0.0	0.0	-
9:15	0.0	0.0	9:15	0.0	0.0	-
9:16	0.0	0.0	9:16	0.0	0.0	-
9:17	0.0	0.0	9:17	0.0	0.0	-
9:18	0.0	0.0	9:18	0.0	0.0	-
9:19	0.0	0.0	9:19	0.0	0.0	-
9:20	0.0	0.0	9:20	0.0	0.0	-
9:21	0.0	0.0	9:21	0.0	0.0	-
9:22	0.0	0.0	9:22	0.0	0.0	-
9:23	0.0	0.0	9:23	0.0	0.0	-
9:24	0.0	0.0	9:24	0.0	0.0	-
9:25	0.0	0.0	9:25	0.0	0.0	-
9:26	0.0	0.0	9:26	0.0	0.0	-
9:27	0.0	0.0	9:27	0.0	0.0	-
9:28	0.0	0.0	9:28	0.0	0.0	-
9:29	0.0	0.0	9:29	0.0	0.0	-
9:30	0.0	0.0	9:30	0.0	0.0	-
9:31	0.0	0.0	9:31	0.0	0.0	-
9:32	0.0	0.0	9:32	0.0	0.0	-
9:33	0.0	0.0	9:33	0.0	0.0	-
9:34	0.0	0.0	9:34	0.0	0.0	-
9:35	0.0	0.0	9:35	0.0	0.0	-
9:36	0.0	0.0	9:36	0.0	0.0	-
9:37	0.0	0.0	9:37	0.0	0.0	-
9:38	0.0	0.0	9:38	0.0	0.0	-
9:39	0.0	0.0	9:39	0.0	0.0	-
9:40	0.0	0.0	9:40	0.0	0.0	-
9:41	0.0	0.0	9:41	0.0	0.0	-
9:42	0.0	0.0	9:42	0.0	0.0	-
9:43	0.0	0.0	9:43	0.0	0.0	-
9:44	0.0	0.0	9:44	0.0	0.0	-
9:45	0.0	0.0	9:45	0.0	0.0	-
9:46	0.0	0.0	9:46	0.0	0.0	-
9:47	0.0	0.0	9:47	0.0	0.0	-

Grand Union Bowling Alley Site
BCP #360222
150 Westchester Avenue, Port Chester
October 23, 2024

PID DATA						
Upwind			Downwind			
Time	Concentration (ppm)	15-Min Avg Concentration (ppm)	Time	Concentration (ppm)	15-Min Avg Concentration (ppm)	Exceeds VOC Alarm Limit
9:48	0.0	0.0	9:48	0.0	0.0	-
9:49	0.0	0.0	9:49	0.0	0.0	-
9:50	0.0	0.0	9:50	0.0	0.0	-
9:51	0.0	0.0	9:51	0.0	0.0	-
9:52	0.0	0.0	9:52	0.0	0.0	-
9:53	0.0	0.0	9:53	0.0	0.0	-
9:54	0.0	0.0	9:54	0.0	0.0	-
9:55	0.0	0.0	9:55	0.0	0.0	-
9:56	0.0	0.0	9:56	0.0	0.0	-
9:57	0.0	0.0	9:57	0.0	0.0	-
9:58	0.0	0.0	9:58	0.0	0.0	-
9:59	0.0	0.0	9:59	0.0	0.0	-
10:00	0.0	0.0	10:00	0.0	0.0	-
10:01	0.0	0.0	10:01	0.0	0.0	-
10:02	0.0	0.0	10:02	0.0	0.0	-
10:03	0.0	0.0	10:03	0.0	0.0	-
10:04	0.0	0.0	10:04	0.0	0.0	-
10:05	0.0	0.0	10:05	0.0	0.0	-
10:06	0.0	0.0	10:06	0.0	0.0	-
10:07	0.0	0.0	10:07	0.0	0.0	-
10:08	0.0	0.0	10:08	0.0	0.0	-
10:09	0.0	0.0	10:09	0.0	0.0	-
10:10	0.0	0.0	10:10	0.0	0.0	-
10:11	0.0	0.0	10:11	0.0	0.0	-
10:12	0.0	0.0	10:12	0.0	0.0	-
10:13	0.0	0.0	10:13	0.0	0.0	-
10:14	0.0	0.0	10:14	0.0	0.0	-
10:15	0.0	0.0	10:15	0.0	0.0	-
10:16	0.0	0.0	10:16	0.0	0.0	-
10:17	0.0	0.0	10:17	0.0	0.0	-
10:18	0.0	0.0	10:18	0.0	0.0	-
10:19	0.0	0.0	10:19	0.0	0.0	-
10:20	0.0	0.0	10:20	0.0	0.0	-
10:21	0.0	0.0	10:21	0.0	0.0	-
10:22	0.0	0.0	10:22	0.0	0.0	-
10:23	0.0	0.0	10:23	0.0	0.0	-
10:24	0.0	0.0	10:24	0.0	0.0	-
10:25	0.0	0.0	10:25	0.0	0.0	-
10:26	0.0	0.0	10:26	0.0	0.0	-
10:27	0.0	0.0	10:27	0.0	0.0	-
10:28	0.0	0.0	10:28	0.0	0.0	-
10:29	0.0	0.0	10:29	0.0	0.0	-
10:30	0.0	0.0	10:30	0.0	0.0	-
10:31	0.0	0.0	10:31	0.0	0.0	-
10:32	0.0	0.0	10:32	0.0	0.0	-
10:33	0.0	0.0	10:33	0.0	0.0	-
10:34	0.0	0.0	10:34	0.0	0.0	-
10:35	0.0	0.0	10:35	0.0	0.0	-

Grand Union Bowling Alley Site
BCP #360222
150 Westchester Avenue, Port Chester
October 23, 2024

PID DATA						
Upwind			Downwind			
Time	Concentration (ppm)	15-Min Avg Concentration (ppm)	Time	Concentration (ppm)	15-Min Avg Concentration (ppm)	Exceeds VOC Alarm Limit
10:36	0.0	0.0	10:36	0.0	0.0	-
10:37	0.0	0.0	10:37	0.0	0.0	-
10:38	0.0	0.0	10:38	0.0	0.0	-
10:39	0.0	0.0	10:39	0.0	0.0	-
10:40	0.0	0.0	10:40	0.0	0.0	-
10:41	0.0	0.0	10:41	0.0	0.0	-
10:42	0.0	0.0	10:42	0.0	0.0	-
10:43	0.0	0.0	10:43	0.0	0.0	-
10:44	0.0	0.0	10:44	0.0	0.0	-
10:45	0.0	0.0	10:45	0.0	0.0	-
10:46	0.0	0.0	10:46	0.0	0.0	-
10:47	0.0	0.0	10:47	0.0	0.0	-
10:48	0.0	0.0	10:48	0.0	0.0	-
10:49	0.0	0.0	10:49	0.0	0.0	-
10:50	0.0	0.0	10:50	0.0	0.0	-
10:51	0.0	0.0	10:51	0.0	0.0	-
10:52	0.0	0.0	10:52	0.0	0.0	-
10:53	0.0	0.0	10:53	0.0	0.0	-
10:54	0.0	0.0	10:54	0.0	0.0	-
10:55	0.0	0.0	10:55	0.0	0.0	-
10:56	0.0	0.0	10:56	0.0	0.0	-
10:57	0.0	0.0	10:57	0.0	0.0	-
10:58	0.0	0.0	10:58	0.0	0.0	-
10:59	0.0	0.0	10:59	0.0	0.0	-
11:00	0.0	0.0	11:00	0.0	0.0	-
11:01	0.0	0.0	11:01	0.0	0.0	-
11:02	0.0	0.0	11:02	0.0	0.0	-
11:03	0.0	0.0	11:03	0.0	0.0	-
11:04	0.0	0.0	11:04	0.0	0.0	-
11:05	0.0	0.0	11:05	0.0	0.0	-
11:06	0.0	0.0	11:06	0.0	0.0	-
11:07	0.0	0.0	11:07	0.0	0.0	-
11:08	0.0	0.0	11:08	0.0	0.0	-
11:09	0.0	0.0	11:09	0.0	0.0	-
11:10	0.0	0.0	11:10	0.0	0.0	-
11:11	0.0	0.0	11:11	0.0	0.0	-
11:12	0.0	0.0	11:12	0.0	0.0	-
11:13	0.0	0.0	11:13	0.0	0.0	-
11:14	0.0	0.0	11:14	0.0	0.0	-
11:15	0.0	0.0	11:15	0.0	0.0	-
11:16	0.0	0.0	11:16	0.0	0.0	-
11:17	0.0	0.0	11:17	0.0	0.0	-
11:18	0.0	0.0	11:18	0.0	0.0	-
11:19	0.0	0.0	11:19	0.0	0.0	-
11:20	0.0	0.0	11:20	0.0	0.0	-
11:21	0.0	0.0	11:21	0.0	0.0	-
11:22	0.0	0.0	11:22	0.0	0.0	-
11:23	0.0	0.0	11:23	0.0	0.0	-

Grand Union Bowling Alley Site
BCP #360222
150 Westchester Avenue, Port Chester
October 23, 2024

PID DATA						
Upwind			Downwind			
Time	Concentration (ppm)	15-Min Avg Concentration (ppm)	Time	Concentration (ppm)	15-Min Avg Concentration (ppm)	Exceeds VOC Alarm Limit
11:24	0.0	0.0	11:24	0.0	0.0	-
11:25	0.0	0.0	11:25	0.0	0.0	-
11:26	0.0	0.0	11:26	0.0	0.0	-
11:27	0.0	0.0	11:27	0.0	0.0	-
11:28	0.0	0.0	11:28	0.0	0.0	-
11:29	0.0	0.0	11:29	0.0	0.0	-
11:30	0.0	0.0	11:30	0.0	0.0	-
11:31	0.0	0.0	11:31	0.0	0.0	-
11:32	0.0	0.0	11:32	0.0	0.0	-
11:33	0.0	0.0	11:33	0.0	0.0	-
11:34	0.0	0.0	11:34	0.0	0.0	-
11:35	0.0	0.0	11:35	0.0	0.0	-
11:36	0.0	0.0	11:36	0.0	0.0	-
11:37	0.0	0.0	11:37	0.0	0.0	-
11:38	0.0	0.0	11:38	0.0	0.0	-
11:39	0.0	0.0	11:39	0.0	0.0	-
11:40	0.0	0.0	11:40	0.0	0.0	-
11:41	0.0	0.0	11:41	0.0	0.0	-
11:42	0.0	0.0	11:42	0.0	0.0	-
11:43	0.0	0.0	11:43	0.0	0.0	-
11:44	0.0	0.0	11:44	0.0	0.0	-
11:45	0.0	0.0	11:45	0.0	0.0	-
11:46	0.0	0.0	11:46	0.0	0.0	-
11:47	0.0	0.0	11:47	0.0	0.0	-
11:48	0.0	0.0	11:48	0.0	0.0	-
11:49	0.0	0.0	11:49	0.0	0.0	-
11:50	0.0	0.0	11:50	0.0	0.0	-
11:51	0.0	0.0	11:51	0.0	0.0	-
11:52	0.0	0.0	11:52	0.0	0.0	-
11:53	0.0	0.0	11:53	0.0	0.0	-
11:54	0.0	0.0	11:54	0.0	0.0	-
11:55	0.0	0.0	11:55	0.0	0.0	-
11:56	0.0	0.0	11:56	0.0	0.0	-
11:57	0.0	0.0	11:57	0.0	0.0	-
11:58	0.0	0.0	11:58	0.0	0.0	-
11:59	0.0	0.0	11:59	0.0	0.0	-
12:00	0.0	0.0	12:00	0.0	0.0	-
12:01	0.0	0.0	12:01	0.0	0.0	-
12:02	0.0	0.0	12:02	0.0	0.0	-
12:03	0.0	0.0	12:03	0.0	0.0	-
12:04	0.0	0.0	12:04	0.0	0.0	-
12:05	0.0	0.0	12:05	0.0	0.0	-
12:06	0.0	0.0	12:06	0.0	0.0	-
12:07	0.0	0.0	12:07	0.0	0.0	-
12:08	0.0	0.0	12:08	0.0	0.0	-
12:09	0.0	0.0	12:09	0.0	0.0	-
12:10	0.0	0.0	12:10	0.0	0.0	-
12:11	0.0	0.0	12:11	0.0	0.0	-

Grand Union Bowling Alley Site
BCP #360222
150 Westchester Avenue, Port Chester
October 23, 2024

PID DATA						
Upwind			Downwind			Exceeds VOC Alarm Limit
Time	Concentration (ppm)	15-Min Avg Concentration (ppm)	Time	Concentration (ppm)	15-Min Avg Concentration (ppm)	
12:12	0.0	0.0	12:12	0.0	0.0	-
12:13	0.0	0.0	12:13	0.0	0.0	-
12:14	0.0	0.0	12:14	0.0	0.0	-
12:15	0.0	0.0	12:15	0.0	0.0	-
12:16	0.0	0.0	12:16	0.0	0.0	-
12:17	0.0	0.0	12:17	0.0	0.0	-
12:18	0.0	0.0	12:18	0.0	0.0	-
12:19	0.0	0.0	12:19	0.0	0.0	-
12:20	0.0	0.0	12:20	0.0	0.0	-
12:21	0.0	0.0	12:21	0.0	0.0	-
12:22	0.0	0.0	12:22	0.0	0.0	-
12:23	0.0	0.0	12:23	0.0	0.0	-
12:24	0.0	0.0	12:24	0.0	0.0	-
12:25	0.0	0.0	12:25	0.0	0.0	-
12:26	0.0	0.0	12:26	0.0	0.0	-
12:27	0.0	0.0	12:27	0.0	0.0	-
12:28	0.0	0.0	12:28	0.0	0.0	-
12:29	0.0	0.0	12:29	0.0	0.0	-
12:30	0.0	0.0	12:30	0.0	0.0	-
12:31	0.0	0.0	12:31	0.0	0.0	-
12:32	0.0	0.0	12:32	0.0	0.0	-
12:33	0.0	0.0	12:33	0.0	0.0	-
12:34	0.0	0.0	12:34	0.0	0.0	-
12:35	0.0	0.0	12:35	0.0	0.0	-
12:36	0.0	0.0	12:36	0.0	0.0	-
12:37	0.0	0.0	12:37	0.0	0.0	-
12:38	0.0	0.0	12:38	0.0	0.0	-
12:39	0.0	0.0	12:39	0.0	0.0	-
12:40	0.0	0.0	12:40	0.0	0.0	-
12:41	0.0	0.0	12:41	0.0	0.0	-
12:42	0.0	0.0	12:42	0.0	0.0	-
12:43	0.0	0.0	12:43	0.0	0.0	-
12:44	0.0	0.0	12:44	0.0	0.0	-
12:45	0.0	0.0	12:45	0.0	0.0	-
12:46	0.0	0.0	12:46	0.0	0.0	-
12:47	0.0	0.0	12:47	0.0	0.0	-
12:48	0.0	0.0	12:48	0.0	0.0	-
12:49	0.0	0.0	12:49	0.0	0.0	-
12:50	0.0	0.0	12:50	0.0	0.0	-
12:51	0.0	0.0	12:51	0.0	0.0	-
12:52	0.0	0.0	12:52	0.0	0.0	-
12:53	0.0	0.0	12:53	0.0	0.0	-
12:54	0.0	0.0	12:54	0.0	0.0	-
12:55	0.0	0.0	12:55	0.0	0.0	-
12:56	0.0	0.0	12:56	0.0	0.0	-
12:57	0.0	0.0	12:57	0.0	0.0	-
12:58	0.0	0.0	12:58	0.0	0.0	-
12:59	0.0	0.0	12:59	0.0	0.0	-

Grand Union Bowling Alley Site
BCP #360222
150 Westchester Avenue, Port Chester
October 23, 2024

PID DATA						
Upwind			Downwind			Exceeds VOC Alarm Limit
Time	Concentration (ppm)	15-Min Avg Concentration (ppm)	Time	Concentration (ppm)	15-Min Avg Concentration (ppm)	
13:00	0.0	0.0	13:00	0.0	0.0	-
13:01	0.0	0.0	13:01	0.0	0.0	-
13:02	0.0	0.0	13:02	0.0	0.0	-
13:03	0.0	0.0	13:03	0.0	0.0	-
13:04	0.0	0.0	13:04	0.0	0.0	-
13:05	0.0	0.0	13:05	0.0	0.0	-
13:06	0.0	0.0	13:06	0.0	0.0	-
13:07	0.0	0.0	13:07	0.0	0.0	-
13:08	0.0	0.0	13:08	0.0	0.0	-
13:09	0.0	0.0	13:09	0.0	0.0	-
13:10	0.0	0.0	13:10	0.0	0.0	-
13:11	0.0	0.0	13:11	0.0	0.0	-
13:12	0.0	0.0	13:12	0.0	0.0	-
13:13	0.0	0.0	13:13	0.0	0.0	-
13:14	0.0	0.0	13:14	0.0	0.0	-
13:15	0.0	0.0	13:15	0.0	0.0	-
13:16	0.0	0.0	13:16	0.0	0.0	-
13:17	0.0	0.0	13:17	0.0	0.0	-
13:18	0.0	0.0	13:18	0.0	0.0	-
13:19	0.0	0.0	13:19	0.0	0.0	-
13:20	0.0	0.0	13:20	0.0	0.0	-
13:21	0.0	0.0	13:21	0.0	0.0	-
13:22	0.0	0.0	13:22	0.0	0.0	-
13:23	0.0	0.0	13:23	0.0	0.0	-
13:24	0.0	0.0	13:24	0.0	0.0	-
13:25	0.0	0.0	13:25	0.0	0.0	-
13:26	0.0	0.0	13:26	0.0	0.0	-
13:27	0.0	0.0	13:27	0.0	0.0	-
13:28	0.0	0.0	13:28	0.0	0.0	-
13:29	0.0	0.0	13:29	0.0	0.0	-
13:30	0.0	0.0	13:30	0.0	0.0	-
13:31	0.0	0.0	13:31	0.0	0.0	-
13:32	0.0	0.0	13:32	0.0	0.0	-
13:33	0.0	0.0	13:33	0.0	0.0	-
13:34	0.0	0.0	13:34	0.0	0.0	-
13:35	0.0	0.0	13:35	0.0	0.0	-
13:36	0.0	0.0	13:36	0.0	0.0	-
13:37	0.0	0.0	13:37	0.0	0.0	-
13:38	0.0	0.0	13:38	0.0	0.0	-
13:39	0.0	0.0	13:39	0.0	0.0	-
13:40	0.0	0.0	13:40	0.0	0.0	-
13:41	0.0	0.0	13:41	0.0	0.0	-
13:42	0.0	0.0	13:42	0.0	0.0	-
13:43	0.0	0.0	13:43	0.0	0.0	-
13:44	0.0	0.0	13:44	0.0	0.0	-
13:45	0.0	0.0	13:45	0.0	0.0	-
13:46	0.0	0.0	13:46	0.0	0.0	-
13:47	0.0	0.0	13:47	0.0	0.0	-

Grand Union Bowling Alley Site
BCP #360222
150 Westchester Avenue, Port Chester
October 23, 2024

PID DATA						
Upwind			Downwind			
Time	Concentration (ppm)	15-Min Avg Concentration (ppm)	Time	Concentration (ppm)	15-Min Avg Concentration (ppm)	Exceeds VOC Alarm Limit
13:48	0.0	0.0	13:48	0.0	0.0	-
13:49	0.0	0.0	13:49	0.0	0.0	-
13:50	0.0	0.0	13:50	0.0	0.0	-
13:51	0.0	0.0	13:51	0.0	0.0	-
13:52	0.0	0.0	13:52	0.0	0.0	-
13:53	0.0	0.0	13:53	0.0	0.0	-
13:54	0.0	0.0	13:54	0.0	0.0	-
13:55	0.0	0.0	13:55	0.0	0.0	-
13:56	0.0	0.0	13:56	0.0	0.0	-
13:57	0.0	0.0	13:57	0.0	0.0	-
13:58	0.0	0.0	13:58	0.0	0.0	-
13:59	0.0	0.0	13:59	0.0	0.0	-
14:00	0.0	0.0	14:00	0.0	0.0	-
14:01	0.0	0.0	14:01	0.0	0.0	-
14:02	0.0	0.0	14:02	0.0	0.0	-
14:03	0.0	0.0	14:03	0.0	0.0	-
14:04	0.0	0.0	14:04	0.0	0.0	-
14:05	0.0	0.0	14:05	0.0	0.0	-
14:06	0.0	0.0	14:06	0.0	0.0	-
14:07	0.0	0.0	14:07	0.0	0.0	-
14:08	0.0	0.0	14:08	0.0	0.0	-
14:09	0.0	0.0	14:09	0.0	0.0	-
14:10	0.0	0.0	14:10	0.0	0.0	-
14:11	0.0	0.0	14:11	0.0	0.0	-
14:12	0.0	0.0	14:12	0.0	0.0	-
14:13	0.0	0.0	14:13	0.0	0.0	-
14:14	0.0	0.0	14:14	0.0	0.0	-
14:15	0.0	0.0	14:15	0.0	0.0	-
14:16	0.0	0.0	14:16	0.0	0.0	-
14:17	0.0	0.0	14:17	0.0	0.0	-
14:18	0.0	0.0	14:18	0.0	0.0	-
14:19	0.0	0.0	14:19	0.0	0.0	-
14:20	0.0	0.0	14:20	0.0	0.0	-
14:21	0.0	0.0	14:21	0.0	0.0	-
14:22	0.0	0.0	14:22	0.0	0.0	-
14:23	0.0	0.0	14:23	0.0	0.0	-
14:24	0.0	0.0	14:24	0.0	0.0	-
14:25	0.0	0.0	14:25	0.0	0.0	-
14:26	0.0	0.0	14:26	0.0	0.0	-
14:27	0.0	0.0	14:27	0.0	0.0	-
14:28	0.0	0.0	14:28	0.0	0.0	-
14:29	0.0	0.0	14:29	0.0	0.0	-
14:30	0.0	0.0	14:30	0.0	0.0	-
14:31	0.0	0.0	14:31	0.0	0.0	-
14:32	0.0	0.0	14:32	0.0	0.0	-
14:33	0.0	0.0	14:33	0.0	0.0	-
14:34	0.0	0.0	14:34	0.0	0.0	-
14:35	0.0	0.0	14:35	0.0	0.0	-

Grand Union Bowling Alley Site
BCP #360222
150 Westchester Avenue, Port Chester
October 23, 2024

PID DATA						
Upwind			Downwind			
Time	Concentration (ppm)	15-Min Avg Concentration (ppm)	Time	Concentration (ppm)	15-Min Avg Concentration (ppm)	Exceeds VOC Alarm Limit
14:36	0.0	0.0	14:36	0.0	0.0	-
14:37	0.0	0.0	14:37	0.0	0.0	-
14:38	0.0	0.0	14:38	0.0	0.0	-
14:39	0.0	0.0	14:39	0.0	0.0	-
14:40	0.0	0.0	14:40	0.0	0.0	-
14:41	0.0	0.0	14:41	0.0	0.0	-
14:42	0.0	0.0	14:42	0.0	0.0	-
14:43	0.0	0.0	14:43	0.0	0.0	-
14:44	0.0	0.0	14:44	0.0	0.0	-
14:45	0.0	0.0	14:45	0.0	0.0	-
14:46	0.0	0.0	14:46	0.0	0.0	-
14:47	0.0	0.0	14:47	0.0	0.0	-
14:48	0.0	0.0	14:48	0.0	0.0	-
14:49	0.0	0.0	14:49	0.0	0.0	-
14:50	0.0	0.0	14:50	0.0	0.0	-
14:51	0.0	0.0	14:51	0.0	0.0	-
14:52	0.0	0.0	14:52	0.0	0.0	-
14:53	0.0	0.0	14:53	0.0	0.0	-
14:54	0.0	0.0	14:54	0.0	0.0	-
14:55	0.0	0.0	14:55	0.0	0.0	-
14:56	0.0	0.0	14:56	0.0	0.0	-
14:57	0.0	0.0	14:57	0.0	0.0	-
14:58	0.0	0.0	14:58	0.0	0.0	-
14:59	0.0	0.0	14:59	0.0	0.0	-
15:00	0.0	0.0	15:00	0.0	0.0	-
15:01	0.0	0.0	15:01	0.0	0.0	-
15:02	0.0	0.0	15:02	0.0	0.0	-
15:03	0.0	0.0	15:03	0.0	0.0	-
15:04	0.0	0.0	15:04	0.0	0.0	-
15:05	0.0	0.0	15:05	0.0	0.0	-
15:06	0.0	0.0	15:06	0.0	0.0	-
15:07	0.0	0.0	15:07	0.0	0.0	-
15:08	0.0	0.0	15:08	0.0	0.0	-
15:09	0.0	0.0	15:09	0.0	0.0	-
15:10	0.0	0.0	15:10	0.0	0.0	-
15:11	0.0	0.0	15:11	0.0	0.0	-
15:12	0.0	0.0	15:12	0.0	0.0	-
15:13	0.0	0.0	15:13	0.0	0.0	-
15:14	0.0	0.0	15:14	0.0	0.0	-
15:15	0.0	0.0	15:15	0.0	0.0	-
15:16	0.0	0.0	15:16	0.0	0.0	-
15:17	0.0	0.0	15:17	0.0	0.0	-
15:18	0.0	0.0	15:18	0.0	0.0	-
15:19	0.0	0.0	15:19	0.0	0.0	-
15:20	0.0	0.0	15:20	0.0	0.0	-
15:21	0.0	0.0	15:21	0.0	0.0	-
15:22	0.0	0.0	15:22	0.0	0.0	-
15:23	0.0	0.0	15:23	0.0	0.0	-

Grand Union Bowling Alley Site
BCP #360222
150 Westchester Avenue, Port Chester
October 23, 2024

PID DATA						
Upwind			Downwind			Exceeds VOC Alarm Limit
Time	Concentration (ppm)	15-Min Avg Concentration (ppm)	Time	Concentration (ppm)	15-Min Avg Concentration (ppm)	
15:24	0.0	0.0	15:24	0.0	0.0	-
15:25	0.0	0.0	15:25	0.0	0.0	-
15:26	0.0	0.0	15:26	0.0	0.0	-
15:27	0.0	0.0	15:27	0.0	0.0	-

SESI CONSULTING ENGINEERS

959 US-46 Floor 3, Suite 300 - Parsippany-Troy Hills, NJ

DAILY AIR MONITORING REPORT
150 Westchester Avenue
Port Chester, New York

10/24/2024

Rev. No. 0	Page 1 of 2
Project Number: 11895A	
Dust Action Level	150 µg/m^3
VOC Action Level	5 ppm

Weather Data Range for Work Day		Wind Direction	NNW	Relative Humidity (%)	40.0 - 66.0	Daily Rain Total (in)	0.00	Readings in the summary table and graphs below are the reported downwind concentrations.
Temperature (°F)	61.0 - 67.0	Wind Speed (MPH)	3.7 - 12.4	Barometer (inHg)	29.90 - 29.90	Avg. Dew Point Temp (°F)	47.7	

Station Location	Daily Avg. Dust Concentration (µg/m^3)	Max 15-Min Dust Concentration (µg/m^3)	Time of Max Dust Reading	Daily Avg. VOC Concentration (ppm)	Max 15-Min VOC Concentration (ppm)	Time of Max VOC Reading
Upwind	8.5	18.4	13:49	0.0	0.0	9:06
Downwind	5.1	26.7	9:23	0.0	0.0	9:07

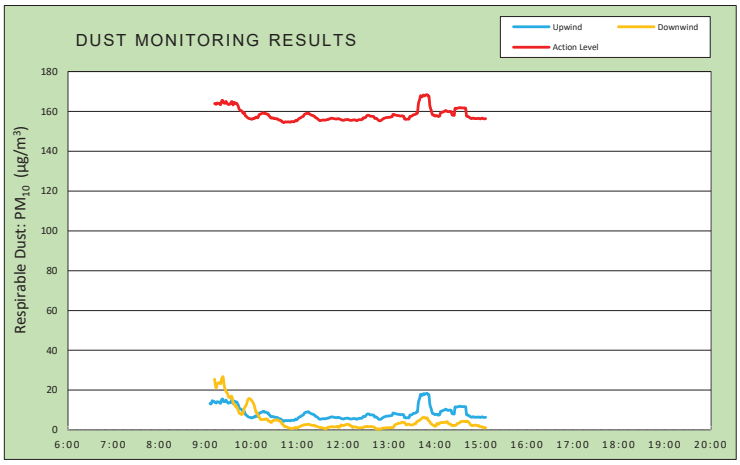

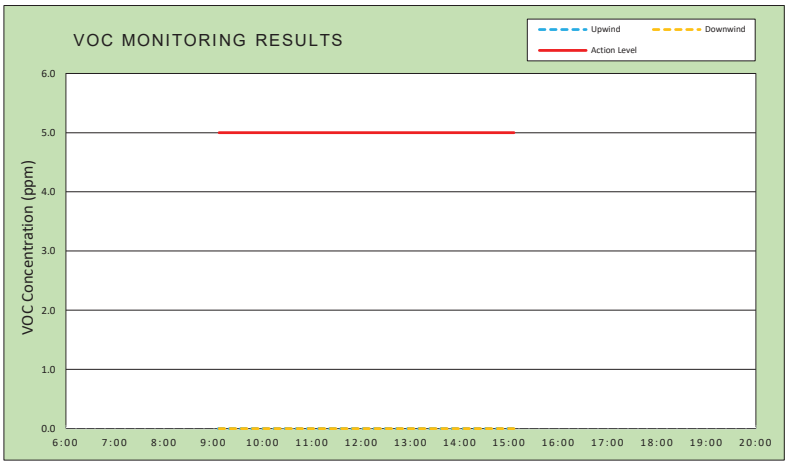

Air Monitoring Notes:

Weather Notes:

EMILCOTT
A Triumvirate Environmental Company

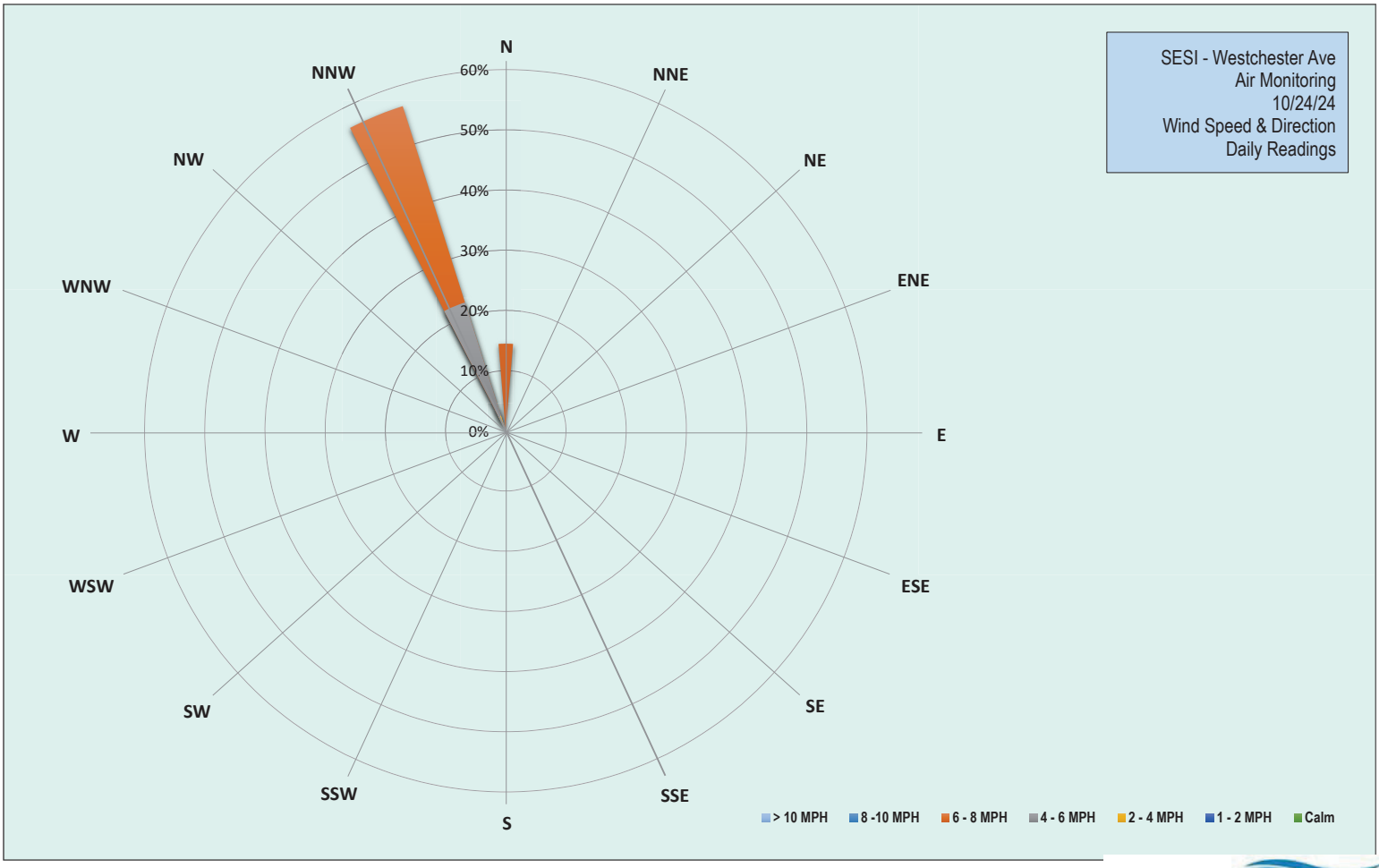

EMILCOTT
A Triumvirate Environmental Company

Grand Union Bowling Alley Site
BCP #360222
150 Westchester Avenue, Port Chester
October 24, 2024

Wednesday, October 24, 2204						
Number of Instances Where Downwind Particulates Exceeds Upwind Particulate + 150 =						0
Number of Comparable Data Points =						355
Start Time:						8:51
End Time:						15:06
PARTICULATE DATA						
Upwind			Downwind			Exceeds Particulate Alarm Limit
Time	Concentration (ug/m^3)	15-Min Avg Concentration (ug/m^3)	Time	Concentration (ug/m^3)	15-Min Avg Concentration (ug/m^3)	
8:51	9.3	-	8:51	-	-	-
8:52	11.8	-	8:52	-	-	-
8:53	14.3	-	8:53	-	-	-
8:54	13.3	-	8:54	-	-	-
8:55	16.3	-	8:55	-	-	-
8:56	9.3	-	8:56	-	-	-
8:57	14.5	-	8:57	8.7	-	-
8:58	29.5	-	8:58	71.5	-	-
8:59	36.3	-	8:59	57.5	-	-
9:00	8.3	-	9:00	9.5	-	-
9:01	6.0	-	9:01	8.0	-	-
9:02	6.8	-	9:02	6.8	-	-
9:03	7.3	-	9:03	8.3	-	-
9:04	13.5	-	9:04	10.5	-	-
9:05	6.3	-	9:05	20.0	-	-
9:06	6.5	13.3	9:06	6.0	-	-
9:07	7.5	13.0	9:07	11.8	-	-
9:08	20.8	13.5	9:08	8.5	-	-
9:09	32.5	14.7	9:09	56.8	-	-
9:10	8.8	14.2	9:10	50.5	-	-
9:11	11.8	14.4	9:11	23.8	-	-
9:12	7.5	13.9	9:12	32.8	25.5	-
9:13	29.0	13.9	9:13	31.8	22.8	-
9:14	30.3	13.5	9:14	30.8	21.0	-
9:15	17.8	14.1	9:15	30.0	22.4	-
9:16	6.0	14.1	9:16	21.8	23.3	-
9:17	5.8	14.1	9:17	12.0	23.7	-
9:18	6.0	14.0	9:18	8.8	23.7	-
9:19	5.8	13.5	9:19	7.0	23.5	-
9:20	6.5	13.5	9:20	16.3	23.2	-
9:21	28.8	15.0	9:21	38.5	25.4	-
9:22	16.5	15.6	9:22	23.8	26.2	-
9:23	16.3	15.3	9:23	16.8	26.7	-
9:24	16.8	14.2	9:24	14.3	23.9	-
9:25	10.3	14.3	9:25	13.8	21.5	-
9:26	9.0	14.1	9:26	7.3	20.4	-
9:27	20.8	15.0	9:27	17.0	19.3	-
9:28	15.3	14.1	9:28	22.5	18.7	-
9:29	26.3	13.8	9:29	22.0	18.1	-
9:30	11.8	13.4	9:30	11.0	16.8	-
9:31	7.8	13.6	9:31	13.8	16.3	-

Grand Union Bowling Alley Site
BCP #360222
150 Westchester Avenue, Port Chester
October 24, 2024

PARTICULATE DATA						
Upwind			Downwind			Exceeds Particulate Alarm Limit
Time	Concentration (ug/m^3)	15-Min Avg Concentration (ug/m^3)	Time	Concentration (ug/m^3)	15-Min Avg Concentration (ug/m^3)	
9:32	9.5	13.8	9:32	13.5	16.4	-
9:33	7.0	13.9	9:33	6.3	16.2	-
9:34	20.8	14.9	9:34	19.0	17.0	-
9:35	5.8	14.8	9:35	3.8	16.2	-
9:36	5.3	13.3	9:36	7.5	14.1	-
9:37	26.0	13.9	9:37	9.8	13.2	-
9:38	25.8	14.5	9:38	7.8	12.6	-
9:39	9.5	14.0	9:39	7.5	12.2	-
9:40	9.5	14.0	9:40	3.8	11.5	-
9:41	10.3	14.1	9:41	8.3	11.6	-
9:42	8.0	13.2	9:42	4.5	10.7	-
9:43	5.0	12.5	9:43	8.0	9.8	-
9:44	6.0	11.2	9:44	3.8	8.5	-
9:45	5.0	10.7	9:45	7.0	8.3	-
9:46	4.5	10.5	9:46	12.3	8.2	-
9:47	5.3	10.2	9:47	6.5	7.7	-
9:48	3.8	10.0	9:48	15.8	8.3	-
9:49	7.3	9.1	9:49	15.8	8.1	-
9:50	6.5	9.2	9:50	28.3	9.8	-
9:51	7.0	9.3	9:51	28.5	11.2	-
9:52	5.3	7.9	9:52	16.3	11.6	-
9:53	22.0	7.7	9:53	19.5	12.4	-
9:54	3.0	7.2	9:54	19.8	13.2	-
9:55	4.5	6.9	9:55	26.5	14.7	-
9:56	6.3	6.6	9:56	19.5	15.5	-
9:57	5.0	6.4	9:57	10.5	15.9	-
9:58	4.3	6.4	9:58	4.0	15.6	-
9:59	3.8	6.2	9:59	1.5	15.4	-
10:00	3.3	6.1	10:00	1.5	15.1	-
10:01	3.8	6.1	10:01	1.3	14.3	-
10:02	10.5	6.4	10:02	1.8	14.0	-
10:03	5.0	6.5	10:03	0.8	13.0	-
10:04	5.8	6.4	10:04	1.8	12.1	-
10:05	13.0	6.8	10:05	3.5	10.4	-
10:06	12.0	7.2	10:06	6.8	9.0	-
10:07	4.0	7.1	10:07	15.5	8.9	-
10:08	17.0	6.7	10:08	6.3	8.1	-
10:09	8.3	7.1	10:09	7.3	7.2	-
10:10	22.3	8.3	10:10	20.5	6.8	-
10:11	10.0	8.5	10:11	6.5	6.0	-
10:12	6.5	8.6	10:12	1.0	5.3	-
10:13	8.0	8.9	10:13	2.8	5.2	-
10:14	5.0	9.0	10:14	1.3	5.2	-
10:15	8.3	9.3	10:15	2.0	5.3	-
10:16	5.0	9.4	10:16	1.8	5.3	-
10:17	3.3	8.9	10:17	1.5	5.3	-
10:18	7.3	9.0	10:18	3.5	5.5	-
10:19	4.3	8.9	10:19	0.5	5.4	-

Grand Union Bowling Alley Site
BCP #360222
150 Westchester Avenue, Port Chester
October 24, 2024

PARTICULATE DATA						
Upwind			Downwind			Exceeds Particulate Alarm Limit
Time	Concentration (ug/m^3)	15-Min Avg Concentration (ug/m^3)	Time	Concentration (ug/m^3)	15-Min Avg Concentration (ug/m^3)	
10:20	8.8	8.7	10:20	6.0	5.5	-
10:21	10.5	8.6	10:21	4.8	5.4	-
10:22	4.5	8.6	10:22	3.0	4.6	-
10:23	3.5	7.7	10:23	3.0	4.4	-
10:24	6.8	7.6	10:24	8.5	4.4	-
10:25	12.3	6.9	10:25	13.3	4.0	-
10:26	5.3	6.6	10:26	2.8	3.7	-
10:27	9.0	6.8	10:27	7.0	4.1	-
10:28	5.5	6.6	10:28	10.0	4.6	-
10:29	7.0	6.7	10:29	4.8	4.8	-
10:30	3.0	6.4	10:30	2.5	4.9	-
10:31	5.0	6.4	10:31	3.0	4.9	-
10:32	2.8	6.4	10:32	2.0	5.0	-
10:33	4.3	6.2	10:33	3.5	5.0	-
10:34	5.8	6.3	10:34	3.8	5.2	-
10:35	5.5	6.0	10:35	1.5	4.9	-
10:36	4.3	5.6	10:36	0.0	4.6	-
10:37	4.3	5.6	10:37	0.5	4.4	-
10:38	2.8	5.6	10:38	4.3	4.5	-
10:39	3.5	5.3	10:39	0.0	3.9	-
10:40	4.0	4.8	10:40	0.5	3.1	-
10:41	5.5	4.8	10:41	0.0	2.9	-
10:42	3.0	4.4	10:42	0.0	2.4	-
10:43	6.0	4.4	10:43	0.0	1.8	-
10:44	11.3	4.7	10:44	6.8	1.9	-
10:45	3.5	4.8	10:45	0.0	1.7	-
10:46	3.5	4.7	10:46	0.0	1.5	-
10:47	3.5	4.7	10:47	0.0	1.4	-
10:48	4.3	4.7	10:48	1.0	1.2	-
10:49	6.8	4.8	10:49	0.0	1.0	-
10:50	3.5	4.6	10:50	0.0	0.9	-
10:51	3.5	4.6	10:51	0.0	0.9	-
10:52	7.8	4.8	10:52	0.5	0.9	-
10:53	3.8	4.9	10:53	1.3	0.7	-
10:54	3.0	4.9	10:54	2.3	0.8	-
10:55	3.5	4.8	10:55	2.3	0.9	-
10:56	5.0	4.8	10:56	0.3	1.0	-
10:57	9.0	5.2	10:57	2.8	1.1	-
10:58	10.5	5.5	10:58	2.5	1.3	-
10:59	6.8	5.2	10:59	0.8	0.9	-
11:00	7.5	5.5	11:00	1.8	1.0	-
11:01	10.5	5.9	11:01	3.0	1.2	-
11:02	9.0	6.3	11:02	2.8	1.4	-
11:03	8.8	6.6	11:03	6.0	1.7	-
11:04	8.0	6.7	11:04	0.8	1.8	-
11:05	7.5	6.9	11:05	4.0	2.1	-
11:06	7.8	7.2	11:06	2.0	2.2	-
11:07	10.5	7.4	11:07	2.0	2.3	-

Grand Union Bowling Alley Site
BCP #360222
150 Westchester Avenue, Port Chester
October 24, 2024

PARTICULATE DATA						
Upwind			Downwind			Exceeds Particulate Alarm Limit
Time	Concentration (ug/m^3)	15-Min Avg Concentration (ug/m^3)	Time	Concentration (ug/m^3)	15-Min Avg Concentration (ug/m^3)	
11:08	6.3	7.6	11:08	4.3	2.5	-
11:09	14.8	8.4	11:09	5.0	2.7	-
11:10	8.0	8.7	11:10	0.8	2.6	-
11:11	8.0	8.9	11:11	1.8	2.7	-
11:12	10.0	8.9	11:12	3.0	2.7	-
11:13	11.0	9.0	11:13	3.5	2.8	-
11:14	10.3	9.2	11:14	1.8	2.8	-
11:15	5.3	9.0	11:15	1.0	2.8	-
11:16	4.5	8.6	11:16	1.5	2.7	-
11:17	6.8	8.5	11:17	2.5	2.7	-
11:18	4.3	8.2	11:18	2.3	2.4	-
11:19	6.0	8.1	11:19	0.8	2.4	-
11:20	5.8	7.9	11:20	2.3	2.3	-
11:21	6.5	7.9	11:21	2.0	2.3	-
11:22	4.8	7.5	11:22	3.5	2.4	-
11:23	5.0	7.4	11:23	0.3	2.1	-
11:24	5.5	6.8	11:24	0.8	1.8	-
11:25	6.8	6.7	11:25	1.5	1.9	-
11:26	4.5	6.5	11:26	0.0	1.8	-
11:27	5.3	6.1	11:27	0.0	1.6	-
11:28	5.3	5.8	11:28	1.5	1.4	-
11:29	5.5	5.4	11:29	0.3	1.3	-
11:30	4.3	5.4	11:30	0.0	1.3	-
11:31	6.0	5.5	11:31	0.0	1.2	-
11:32	7.5	5.5	11:32	1.8	1.1	-
11:33	6.3	5.7	11:33	0.5	1.0	-
11:34	6.3	5.7	11:34	0.3	1.0	-
11:35	5.5	5.7	11:35	0.0	0.8	-
11:36	5.3	5.6	11:36	0.0	0.7	-
11:37	6.5	5.7	11:37	0.3	0.5	-
11:38	6.5	5.8	11:38	6.3	0.9	-
11:39	7.0	5.9	11:39	2.3	1.0	-
11:40	6.0	5.8	11:40	6.8	1.3	-
11:41	8.5	6.1	11:41	1.0	1.4	-
11:42	6.5	6.2	11:42	0.3	1.4	-
11:43	8.8	6.4	11:43	3.0	1.5	-
11:44	6.0	6.5	11:44	0.5	1.5	-
11:45	6.5	6.6	11:45	2.3	1.7	-
11:46	5.3	6.6	11:46	0.0	1.7	-
11:47	5.5	6.4	11:47	0.0	1.6	-
11:48	5.3	6.4	11:48	0.0	1.5	-
11:49	5.0	6.3	11:49	0.5	1.5	-
11:50	4.5	6.2	11:50	0.5	1.6	-
11:51	4.8	6.2	11:51	1.8	1.7	-
11:52	6.8	6.2	11:52	0.8	1.7	-
11:53	9.8	6.4	11:53	0.0	1.3	-
11:54	5.0	6.3	11:54	8.8	1.7	-
11:55	5.0	6.2	11:55	2.0	1.4	-

Grand Union Bowling Alley Site
BCP #360222
150 Westchester Avenue, Port Chester
October 24, 2024

PARTICULATE DATA						
Upwind			Downwind			Exceeds Particulate Alarm Limit
Time	Concentration (ug/m^3)	15-Min Avg Concentration (ug/m^3)	Time	Concentration (ug/m^3)	15-Min Avg Concentration (ug/m^3)	
11:56	5.8	6.0	11:56	5.0	1.7	-
11:57	4.8	5.9	11:57	13.0	2.5	-
11:58	5.0	5.7	11:58	0.0	2.3	-
11:59	5.0	5.6	11:59	0.0	2.3	-
12:00	5.8	5.5	12:00	0.8	2.2	-
12:01	5.3	5.5	12:01	0.3	2.2	-
12:02	9.3	5.8	12:02	3.3	2.4	-
12:03	5.8	5.8	12:03	2.0	2.6	-
12:04	5.5	5.9	12:04	3.5	2.8	-
12:05	5.3	5.9	12:05	2.0	2.9	-
12:06	5.0	5.9	12:06	0.0	2.8	-
12:07	5.8	5.9	12:07	0.0	2.7	-
12:08	5.8	5.6	12:08	0.0	2.7	-
12:09	4.8	5.6	12:09	1.3	2.2	-
12:10	4.5	5.5	12:10	0.5	2.1	-
12:11	5.5	5.5	12:11	2.3	1.9	-
12:12	6.3	5.6	12:12	3.3	1.3	-
12:13	6.5	5.7	12:13	2.8	1.5	-
12:14	5.3	5.7	12:14	1.0	1.5	-
12:15	5.5	5.7	12:15	0.5	1.5	-
12:16	4.5	5.7	12:16	0.0	1.5	-
12:17	5.3	5.4	12:17	2.5	1.4	-
12:18	5.5	5.4	12:18	0.5	1.3	-
12:19	8.0	5.6	12:19	1.0	1.2	-
12:20	9.3	5.8	12:20	0.3	1.1	-
12:21	5.3	5.8	12:21	0.0	1.1	-
12:22	5.8	5.8	12:22	0.8	1.1	-
12:23	5.3	5.8	12:23	0.0	1.1	-
12:24	6.0	5.9	12:24	2.3	1.2	-
12:25	6.8	6.0	12:25	1.0	1.2	-
12:26	16.5	6.8	12:26	3.0	1.3	-
12:27	6.3	6.8	12:27	5.8	1.4	-
12:28	5.5	6.7	12:28	6.8	1.7	-
12:29	8.8	6.9	12:29	0.3	1.6	-
12:30	12.8	7.4	12:30	0.0	1.6	-
12:31	11.5	7.9	12:31	3.5	1.8	-
12:32	7.5	8.0	12:32	0.0	1.7	-
12:33	6.0	8.1	12:33	0.3	1.7	-
12:34	5.5	7.9	12:34	2.2	1.7	-
12:35	4.5	7.6	12:35	0.2	1.7	-
12:36	5.5	7.6	12:36	0.0	1.7	-
12:37	5.3	7.6	12:37	0.0	1.7	-
12:38	4.8	7.5	12:38	0.0	1.7	-
12:39	5.0	7.5	12:39	0.0	1.5	-
12:40	5.0	7.4	12:40	0.0	1.5	-
12:41	4.5	6.6	12:41	0.0	1.3	-
12:42	4.8	6.5	12:42	0.0	0.9	-
12:43	7.0	6.6	12:43	0.2	0.4	-

Grand Union Bowling Alley Site
BCP #360222
150 Westchester Avenue, Port Chester
October 24, 2024

PARTICULATE DATA						
Upwind			Downwind			Exceeds Particulate Alarm Limit
Time	Concentration (ug/m^3)	15-Min Avg Concentration (ug/m^3)	Time	Concentration (ug/m^3)	15-Min Avg Concentration (ug/m^3)	
12:44	5.8	6.4	12:44	1.0	0.5	-
12:45	6.3	5.9	12:45	1.4	0.6	-
12:46	5.3	5.5	12:46	0.4	0.4	-
12:47	5.0	5.3	12:47	0.4	0.4	-
12:48	5.3	5.3	12:48	1.4	0.5	-
12:49	7.3	5.4	12:49	1.6	0.4	-
12:50	8.5	5.7	12:50	3.8	0.7	-
12:51	9.8	6.0	12:51	3.0	0.9	-
12:52	9.3	6.2	12:52	0.6	0.9	-
12:53	8.8	6.5	12:53	0.6	1.0	-
12:54	6.5	6.6	12:54	0.2	1.0	-
12:55	7.3	6.7	12:55	0.8	1.0	-
12:56	6.5	6.9	12:56	0.4	1.1	-
12:57	6.0	7.0	12:57	1.2	1.1	-
12:58	6.5	6.9	12:58	0.6	1.2	-
12:59	7.5	7.0	12:59	0.4	1.1	-
13:00	5.8	7.0	13:00	0.6	1.1	-
13:01	6.8	7.1	13:01	1.4	1.1	-
13:02	6.0	7.2	13:02	0.6	1.1	-
13:03	7.3	7.3	13:03	2.0	1.2	-
13:04	8.0	7.4	13:04	2.6	1.3	-
13:05	25.8	8.5	13:05	1.6	1.1	-
13:06	7.8	8.4	13:06	8.8	1.5	-
13:07	9.0	8.4	13:07	14.6	2.4	-
13:08	6.5	8.2	13:08	3.0	2.6	-
13:09	5.0	8.1	13:09	4.0	2.8	-
13:10	5.5	8.0	13:10	2.8	3.0	-
13:11	5.8	7.9	13:11	3.2	3.2	-
13:12	5.0	7.9	13:12	3.2	3.3	-
13:13	6.5	7.9	13:13	2.0	3.4	-
13:14	5.0	7.7	13:14	0.8	3.4	-
13:15	5.3	7.7	13:15	1.6	3.5	-
13:16	7.8	7.7	13:16	5.0	3.7	-
13:17	6.5	7.8	13:17	2.4	3.8	-
13:18	5.8	7.7	13:18	1.2	3.8	-
13:19	6.5	7.6	13:19	2.0	3.7	-
13:20	5.3	6.2	13:20	1.2	3.7	-
13:21	8.0	6.2	13:21	3.4	3.4	-
13:22	6.0	6.0	13:22	3.0	2.6	-
13:23	8.0	6.1	13:23	3.0	2.6	-
13:24	5.0	6.1	13:24	7.6	2.8	-
13:25	5.5	6.1	13:25	4.4	2.9	-
13:26	6.3	6.2	13:26	1.0	2.8	-
13:27	24.3	7.4	13:27	0.6	2.6	-
13:28	8.0	7.5	13:28	0.6	2.5	-
13:29	5.8	7.6	13:29	0.6	2.5	-
13:30	7.5	7.7	13:30	2.0	2.5	-
13:31	14.3	8.2	13:31	5.2	2.5	-

Grand Union Bowling Alley Site
BCP #360222
150 Westchester Avenue, Port Chester
October 24, 2024

PARTICULATE DATA						
Upwind			Downwind			Exceeds Particulate Alarm Limit
Time	Concentration (ug/m^3)	15-Min Avg Concentration (ug/m^3)	Time	Concentration (ug/m^3)	15-Min Avg Concentration (ug/m^3)	
13:32	9.0	8.3	13:32	6.6	2.8	-
13:33	6.3	8.4	13:33	5.0	3.1	-
13:34	8.0	8.5	13:34	3.8	3.2	-
13:35	8.3	8.7	13:35	0.2	3.1	-
13:36	14.8	9.1	13:36	19.2	4.2	-
13:37	6.0	9.1	13:37	4.0	4.3	-
13:38	70.0	13.3	13:38	6.6	4.5	-
13:39	31.5	15.0	13:39	12.8	4.8	-
13:40	21.3	16.1	13:40	4.8	4.9	-
13:41	33.3	17.9	13:41	6.8	5.2	-
13:42	17.5	17.4	13:42	7.0	5.7	-
13:43	6.8	17.3	13:43	4.3	5.9	-
13:44	11.5	17.7	13:44	5.0	6.2	-
13:45	15.8	18.3	13:45	4.5	6.4	-
13:46	6.8	17.8	13:46	5.3	6.4	-
13:47	13.8	18.1	13:47	0.8	6.0	-
13:48	8.3	18.2	13:48	2.8	5.8	-
13:49	10.8	18.4	13:49	6.8	6.0	-
13:50	6.5	18.3	13:50	0.3	6.0	-
13:51	5.5	17.7	13:51	0.8	4.8	-
13:52	5.8	17.7	13:52	0.8	4.6	-
13:53	5.5	13.4	13:53	0.8	4.2	-
13:54	5.5	11.6	13:54	0.5	3.4	-
13:55	5.5	10.6	13:55	1.0	3.1	-
13:56	7.5	8.9	13:56	1.8	2.8	-
13:57	8.0	8.2	13:57	1.8	2.5	-
13:58	6.8	8.2	13:58	1.5	2.3	-
13:59	6.8	7.9	13:59	0.5	2.0	-
14:00	11.8	7.6	14:00	5.5	2.0	-
14:01	10.0	7.9	14:01	3.5	1.9	-
14:02	14.0	7.9	14:02	17.3	3.0	-
14:03	6.0	7.7	14:03	7.3	3.3	-
14:04	6.3	7.4	14:04	1.0	2.9	-
14:05	8.8	7.6	14:05	0.5	3.0	-
14:06	6.5	7.6	14:06	6.3	3.3	-
14:07	28.3	9.1	14:07	6.5	3.7	-
14:08	9.8	9.4	14:08	0.5	3.7	-
14:09	6.0	9.5	14:09	1.0	3.7	-
14:10	9.3	9.7	14:10	1.5	3.8	-
14:11	10.5	9.9	14:11	1.5	3.7	-
14:12	9.3	10.0	14:12	1.5	3.7	-
14:13	9.8	10.2	14:13	3.0	3.8	-
14:14	11.0	10.5	14:14	2.5	4.0	-
14:15	5.8	10.1	14:15	5.0	3.9	-
14:16	9.5	10.0	14:16	7.3	4.2	-
14:17	10.8	9.8	14:17	6.3	3.4	-
14:18	7.0	9.9	14:18	1.0	3.0	-
14:19	8.0	10.0	14:19	0.3	3.0	-

Grand Union Bowling Alley Site
BCP #360222
150 Westchester Avenue, Port Chester
October 24, 2024

PARTICULATE DATA						
Upwind			Downwind			Exceeds Particulate Alarm Limit
Time	Concentration (ug/m^3)	15-Min Avg Concentration (ug/m^3)	Time	Concentration (ug/m^3)	15-Min Avg Concentration (ug/m^3)	
14:20	7.0	9.9	14:20	0.5	3.0	-
14:21	6.8	9.9	14:21	0.8	2.6	-
14:22	5.3	8.4	14:22	0.0	2.2	-
14:23	5.8	8.1	14:23	1.5	2.2	-
14:24	6.3	8.1	14:24	1.5	2.3	-
14:25	7.5	8.0	14:25	0.0	2.2	-
14:26	63.5	11.5	14:26	4.5	2.4	-
14:27	9.3	11.5	14:27	1.5	2.4	-
14:28	9.5	11.5	14:28	7.0	2.6	-
14:29	12.3	11.6	14:29	11.5	3.2	-
14:30	7.3	11.7	14:30	6.3	3.3	-
14:31	10.8	11.8	14:31	10.3	3.5	-
14:32	11.0	11.8	14:32	7.0	3.6	-
14:33	9.3	12.0	14:33	7.8	4.0	-
14:34	5.5	11.8	14:34	3.0	4.2	-
14:35	5.8	11.7	14:35	2.0	4.3	-
14:36	7.3	11.7	14:36	0.5	4.3	-
14:37	5.3	11.7	14:37	0.5	4.3	-
14:38	6.3	11.8	14:38	0.3	4.2	-
14:39	5.0	11.7	14:39	2.3	4.3	-
14:40	5.8	11.6	14:40	3.3	4.5	-
14:41	5.5	7.7	14:41	0.0	4.2	-
14:42	6.0	7.5	14:42	1.8	4.2	-
14:43	10.0	7.5	14:43	9.0	4.4	-
14:44	6.5	7.1	14:44	2.0	3.7	-
14:45	5.5	7.0	14:45	1.0	3.4	-
14:46	5.8	6.7	14:46	0.3	2.7	-
14:47	7.0	6.4	14:47	3.8	2.5	-
14:48	9.3	6.4	14:48	2.3	2.1	-
14:49	8.5	6.6	14:49	5.3	2.3	-
14:50	5.0	6.6	14:50	1.5	2.2	-
14:51	4.8	6.4	14:51	2.0	2.3	-
14:52	6.5	6.5	14:52	1.8	2.4	-
14:53	4.5	6.4	14:53	0.0	2.4	-
14:54	5.5	6.4	14:54	1.8	2.4	-
14:55	5.3	6.4	14:55	0.0	2.2	-
14:56	7.3	6.5	14:56	0.0	2.2	-
14:57	6.8	6.5	14:57	3.0	2.2	-
14:58	7.3	6.4	14:58	0.0	1.6	-
14:59	5.3	6.3	14:59	2.0	1.6	-
15:00	7.0	6.4	15:00	0.5	1.6	-
15:01	9.0	6.6	15:01	0.3	1.6	-
15:02	6.3	6.5	15:02	0.8	1.4	-
15:03	6.5	6.4	15:03	0.3	1.3	-
15:04	7.5	6.3	15:04	0.0	0.9	-
15:05	4.8	6.3	15:05	4.8	1.1	-
15:06	6.0	6.4	15:06	1.8	1.1	-

Grand Union Bowling Alley Site
BCP #360222
150 Westchester Avenue, Port Chester
October 24, 2024

Thursday, October 24, 2024						
					Number of Instances Where Downwind VOCs Exceeds Upwind VOCs + 5 =	0
					Number of Comparable Data Points =	360
					Start Time:	8:51
					End Time:	15:06
PID DATA						
Upwind			Downwind			
Time	Concentration (ppm)	15-Min Avg Concentration (ppm)	Time	Concentration (ppm)	15-Min Avg Concentration (ppm)	Exceeds VOC Alarm Limit
8:51	0.0	-	8:51	-	-	-
8:52	0.0	-	8:52	0.0	-	-
8:53	0.0	-	8:53	0.0	-	-
8:54	0.0	-	8:54	0.0	-	-
8:55	0.0	-	8:55	0.0	-	-
8:56	0.0	-	8:56	0.0	-	-
8:57	0.0	-	8:57	0.0	-	-
8:58	0.0	-	8:58	0.0	-	-
8:59	0.0	-	8:59	0.0	-	-
9:00	0.0	-	9:00	0.0	-	-
9:01	0.0	-	9:01	0.0	-	-
9:02	0.0	-	9:02	0.0	-	-
9:03	0.0	-	9:03	0.0	-	-
9:04	0.0	-	9:04	0.0	-	-
9:05	0.0	-	9:05	0.0	-	-
9:06	0.0	0.0	9:06	0.0	-	-
9:07	0.0	0.0	9:07	0.0	0.0	-
9:08	0.0	0.0	9:08	0.0	0.0	-
9:09	0.0	0.0	9:09	0.0	0.0	-
9:10	0.0	0.0	9:10	0.0	0.0	-
9:11	0.0	0.0	9:11	0.0	0.0	-
9:12	0.0	0.0	9:12	0.0	0.0	-
9:13	0.0	0.0	9:13	0.0	0.0	-
9:14	0.0	0.0	9:14	0.0	0.0	-
9:15	0.0	0.0	9:15	0.0	0.0	-
9:16	0.0	0.0	9:16	0.0	0.0	-
9:17	0.0	0.0	9:17	0.0	0.0	-
9:18	0.0	0.0	9:18	0.0	0.0	-
9:19	0.0	0.0	9:19	0.0	0.0	-
9:20	0.0	0.0	9:20	0.0	0.0	-
9:21	0.0	0.0	9:21	0.0	0.0	-
9:22	0.0	0.0	9:22	0.0	0.0	-
9:23	0.0	0.0	9:23	0.0	0.0	-
9:24	0.0	0.0	9:24	0.0	0.0	-
9:25	0.0	0.0	9:25	0.0	0.0	-
9:26	0.0	0.0	9:26	0.0	0.0	-
9:27	0.0	0.0	9:27	0.0	0.0	-
9:28	0.0	0.0	9:28	0.0	0.0	-
9:29	0.0	0.0	9:29	0.0	0.0	-
9:30	0.0	0.0	9:30	0.0	0.0	-
9:31	0.0	0.0	9:31	0.0	0.0	-
9:32	0.0	0.0	9:32	0.0	0.0	-
9:33	0.0	0.0	9:33	0.0	0.0	-

Grand Union Bowling Alley Site
BCP #360222
150 Westchester Avenue, Port Chester
October 24, 2024

PID DATA						
Upwind			Downwind			
Time	Concentration (ppm)	15-Min Avg Concentration (ppm)	Time	Concentration (ppm)	15-Min Avg Concentration (ppm)	Exceeds VOC Alarm Limit
9:34	0.0	0.0	9:34	0.0	0.0	-
9:35	0.0	0.0	9:35	0.0	0.0	-
9:36	0.0	0.0	9:36	0.0	0.0	-
9:37	0.0	0.0	9:37	0.0	0.0	-
9:38	0.0	0.0	9:38	0.0	0.0	-
9:39	0.0	0.0	9:39	0.0	0.0	-
9:40	0.0	0.0	9:40	0.0	0.0	-
9:41	0.0	0.0	9:41	0.0	0.0	-
9:42	0.0	0.0	9:42	0.0	0.0	-
9:43	0.0	0.0	9:43	0.0	0.0	-
9:44	0.0	0.0	9:44	0.0	0.0	-
9:45	0.0	0.0	9:45	0.0	0.0	-
9:46	0.0	0.0	9:46	0.0	0.0	-
9:47	0.0	0.0	9:47	0.0	0.0	-
9:48	0.0	0.0	9:48	0.0	0.0	-
9:49	0.0	0.0	9:49	0.0	0.0	-
9:50	0.0	0.0	9:50	0.0	0.0	-
9:51	0.0	0.0	9:51	0.0	0.0	-
9:52	0.0	0.0	9:52	0.0	0.0	-
9:53	0.0	0.0	9:53	0.0	0.0	-
9:54	0.0	0.0	9:54	0.0	0.0	-
9:55	0.0	0.0	9:55	0.0	0.0	-
9:56	0.0	0.0	9:56	0.0	0.0	-
9:57	0.0	0.0	9:57	0.0	0.0	-
9:58	0.0	0.0	9:58	0.0	0.0	-
9:59	0.0	0.0	9:59	0.0	0.0	-
10:00	0.0	0.0	10:00	0.0	0.0	-
10:01	0.0	0.0	10:01	0.0	0.0	-
10:02	0.0	0.0	10:02	0.0	0.0	-
10:03	0.0	0.0	10:03	0.0	0.0	-
10:04	0.0	0.0	10:04	0.0	0.0	-
10:05	0.0	0.0	10:05	0.0	0.0	-
10:06	0.0	0.0	10:06	0.0	0.0	-
10:07	0.0	0.0	10:07	0.0	0.0	-
10:08	0.0	0.0	10:08	0.0	0.0	-
10:09	0.0	0.0	10:09	0.0	0.0	-
10:10	0.0	0.0	10:10	0.0	0.0	-
10:11	0.0	0.0	10:11	0.0	0.0	-
10:12	0.0	0.0	10:12	0.0	0.0	-
10:13	0.0	0.0	10:13	0.0	0.0	-
10:14	0.0	0.0	10:14	0.0	0.0	-
10:15	0.0	0.0	10:15	0.0	0.0	-
10:16	0.0	0.0	10:16	0.0	0.0	-
10:17	0.0	0.0	10:17	0.0	0.0	-
10:18	0.0	0.0	10:18	0.0	0.0	-
10:19	0.0	0.0	10:19	0.0	0.0	-
10:20	0.0	0.0	10:20	0.0	0.0	-
10:21	0.0	0.0	10:21	0.0	0.0	-

Grand Union Bowling Alley Site
BCP #360222
150 Westchester Avenue, Port Chester
October 24, 2024

PID DATA						
Upwind			Downwind			
Time	Concentration (ppm)	15-Min Avg Concentration (ppm)	Time	Concentration (ppm)	15-Min Avg Concentration (ppm)	Exceeds VOC Alarm Limit
10:22	0.0	0.0	10:22	0.0	0.0	-
10:23	0.0	0.0	10:23	0.0	0.0	-
10:24	0.0	0.0	10:24	0.0	0.0	-
10:25	0.0	0.0	10:25	0.0	0.0	-
10:26	0.0	0.0	10:26	0.0	0.0	-
10:27	0.0	0.0	10:27	0.0	0.0	-
10:28	0.0	0.0	10:28	0.0	0.0	-
10:29	0.0	0.0	10:29	0.0	0.0	-
10:30	0.0	0.0	10:30	0.0	0.0	-
10:31	0.0	0.0	10:31	0.0	0.0	-
10:32	0.0	0.0	10:32	0.0	0.0	-
10:33	0.0	0.0	10:33	0.0	0.0	-
10:34	0.0	0.0	10:34	0.0	0.0	-
10:35	0.0	0.0	10:35	0.0	0.0	-
10:36	0.0	0.0	10:36	0.0	0.0	-
10:37	0.0	0.0	10:37	0.0	0.0	-
10:38	0.0	0.0	10:38	0.0	0.0	-
10:39	0.0	0.0	10:39	0.0	0.0	-
10:40	0.0	0.0	10:40	0.0	0.0	-
10:41	0.0	0.0	10:41	0.0	0.0	-
10:42	0.0	0.0	10:42	0.0	0.0	-
10:43	0.0	0.0	10:43	0.0	0.0	-
10:44	0.0	0.0	10:44	0.0	0.0	-
10:45	0.0	0.0	10:45	0.0	0.0	-
10:46	0.0	0.0	10:46	0.0	0.0	-
10:47	0.0	0.0	10:47	0.0	0.0	-
10:48	0.0	0.0	10:48	0.0	0.0	-
10:49	0.0	0.0	10:49	0.0	0.0	-
10:50	0.0	0.0	10:50	0.0	0.0	-
10:51	0.0	0.0	10:51	0.0	0.0	-
10:52	0.0	0.0	10:52	0.0	0.0	-
10:53	0.0	0.0	10:53	0.0	0.0	-
10:54	0.0	0.0	10:54	0.0	0.0	-
10:55	0.0	0.0	10:55	0.0	0.0	-
10:56	0.0	0.0	10:56	0.0	0.0	-
10:57	0.0	0.0	10:57	0.0	0.0	-
10:58	0.0	0.0	10:58	0.0	0.0	-
10:59	0.0	0.0	10:59	0.0	0.0	-
11:00	0.0	0.0	11:00	0.0	0.0	-
11:01	0.0	0.0	11:01	0.0	0.0	-
11:02	0.0	0.0	11:02	0.0	0.0	-
11:03	0.0	0.0	11:03	0.0	0.0	-
11:04	0.0	0.0	11:04	0.0	0.0	-
11:05	0.0	0.0	11:05	0.0	0.0	-
11:06	0.0	0.0	11:06	0.0	0.0	-
11:07	0.0	0.0	11:07	0.0	0.0	-
11:08	0.0	0.0	11:08	0.0	0.0	-
11:09	0.0	0.0	11:09	0.0	0.0	-

Grand Union Bowling Alley Site
BCP #360222
150 Westchester Avenue, Port Chester
October 24, 2024

PID DATA						
Upwind			Downwind			
Time	Concentration (ppm)	15-Min Avg Concentration (ppm)	Time	Concentration (ppm)	15-Min Avg Concentration (ppm)	Exceeds VOC Alarm Limit
11:10	0.0	0.0	11:10	0.0	0.0	-
11:11	0.0	0.0	11:11	0.0	0.0	-
11:12	0.0	0.0	11:12	0.0	0.0	-
11:13	0.0	0.0	11:13	0.0	0.0	-
11:14	0.0	0.0	11:14	0.0	0.0	-
11:15	0.0	0.0	11:15	0.0	0.0	-
11:16	0.0	0.0	11:16	0.0	0.0	-
11:17	0.0	0.0	11:17	0.0	0.0	-
11:18	0.0	0.0	11:18	0.0	0.0	-
11:19	0.0	0.0	11:19	0.0	0.0	-
11:20	0.0	0.0	11:20	0.0	0.0	-
11:21	0.0	0.0	11:21	0.0	0.0	-
11:22	0.0	0.0	11:22	0.0	0.0	-
11:23	0.0	0.0	11:23	0.0	0.0	-
11:24	0.0	0.0	11:24	0.0	0.0	-
11:25	0.0	0.0	11:25	0.0	0.0	-
11:26	0.0	0.0	11:26	0.0	0.0	-
11:27	0.0	0.0	11:27	0.0	0.0	-
11:28	0.0	0.0	11:28	0.0	0.0	-
11:29	0.0	0.0	11:29	0.0	0.0	-
11:30	0.0	0.0	11:30	0.0	0.0	-
11:31	0.0	0.0	11:31	0.0	0.0	-
11:32	0.0	0.0	11:32	0.0	0.0	-
11:33	0.0	0.0	11:33	0.0	0.0	-
11:34	0.0	0.0	11:34	0.0	0.0	-
11:35	0.0	0.0	11:35	0.0	0.0	-
11:36	0.0	0.0	11:36	0.0	0.0	-
11:37	0.0	0.0	11:37	0.0	0.0	-
11:38	0.0	0.0	11:38	0.0	0.0	-
11:39	0.0	0.0	11:39	0.0	0.0	-
11:40	0.0	0.0	11:40	0.0	0.0	-
11:41	0.0	0.0	11:41	0.0	0.0	-
11:42	0.0	0.0	11:42	0.0	0.0	-
11:43	0.0	0.0	11:43	0.0	0.0	-
11:44	0.0	0.0	11:44	0.0	0.0	-
11:45	0.0	0.0	11:45	0.0	0.0	-
11:46	0.0	0.0	11:46	0.0	0.0	-
11:47	0.0	0.0	11:47	0.0	0.0	-
11:48	0.0	0.0	11:48	0.0	0.0	-
11:49	0.0	0.0	11:49	0.0	0.0	-
11:50	0.0	0.0	11:50	0.0	0.0	-
11:51	0.0	0.0	11:51	0.0	0.0	-
11:52	0.0	0.0	11:52	0.0	0.0	-
11:53	0.0	0.0	11:53	0.0	0.0	-
11:54	0.0	0.0	11:54	0.0	0.0	-
11:55	0.0	0.0	11:55	0.0	0.0	-
11:56	0.0	0.0	11:56	0.0	0.0	-
11:57	0.0	0.0	11:57	0.0	0.0	-

Grand Union Bowling Alley Site
BCP #360222
150 Westchester Avenue, Port Chester
October 24, 2024

PID DATA						
Upwind			Downwind			
Time	Concentration (ppm)	15-Min Avg Concentration (ppm)	Time	Concentration (ppm)	15-Min Avg Concentration (ppm)	Exceeds VOC Alarm Limit
11:58	0.0	0.0	11:58	0.0	0.0	-
11:59	0.0	0.0	11:59	0.0	0.0	-
12:00	0.0	0.0	12:00	0.0	0.0	-
12:01	0.0	0.0	12:01	0.0	0.0	-
12:02	0.0	0.0	12:02	0.0	0.0	-
12:03	0.0	0.0	12:03	0.0	0.0	-
12:04	0.0	0.0	12:04	0.0	0.0	-
12:05	0.0	0.0	12:05	0.0	0.0	-
12:06	0.0	0.0	12:06	0.0	0.0	-
12:07	0.0	0.0	12:07	0.0	0.0	-
12:08	0.0	0.0	12:08	0.0	0.0	-
12:09	0.0	0.0	12:09	0.0	0.0	-
12:10	0.0	0.0	12:10	0.0	0.0	-
12:11	0.0	0.0	12:11	0.0	0.0	-
12:12	0.0	0.0	12:12	0.0	0.0	-
12:13	0.0	0.0	12:13	0.0	0.0	-
12:14	0.0	0.0	12:14	0.0	0.0	-
12:15	0.0	0.0	12:15	0.0	0.0	-
12:16	0.0	0.0	12:16	0.0	0.0	-
12:17	0.0	0.0	12:17	0.0	0.0	-
12:18	0.0	0.0	12:18	0.0	0.0	-
12:19	0.0	0.0	12:19	0.0	0.0	-
12:20	0.0	0.0	12:20	0.0	0.0	-
12:21	0.0	0.0	12:21	0.0	0.0	-
12:22	0.0	0.0	12:22	0.0	0.0	-
12:23	0.0	0.0	12:23	0.0	0.0	-
12:24	0.0	0.0	12:24	0.0	0.0	-
12:25	0.0	0.0	12:25	0.0	0.0	-
12:26	0.0	0.0	12:26	0.0	0.0	-
12:27	0.0	0.0	12:27	0.0	0.0	-
12:28	0.0	0.0	12:28	0.0	0.0	-
12:29	0.0	0.0	12:29	0.0	0.0	-
12:30	0.0	0.0	12:30	0.0	0.0	-
12:31	0.0	0.0	12:31	0.0	0.0	-
12:32	0.0	0.0	12:32	0.0	0.0	-
12:33	0.0	0.0	12:33	0.0	0.0	-
12:34	0.0	0.0	12:34	0.0	0.0	-
12:35	0.0	0.0	12:35	0.0	0.0	-
12:36	0.0	0.0	12:36	0.0	0.0	-
12:37	0.0	0.0	12:37	0.0	0.0	-
12:38	0.0	0.0	12:38	0.0	0.0	-
12:39	0.0	0.0	12:39	0.0	0.0	-
12:40	0.0	0.0	12:40	0.0	0.0	-
12:41	0.0	0.0	12:41	0.0	0.0	-
12:42	0.0	0.0	12:42	0.0	0.0	-
12:43	0.0	0.0	12:43	0.0	0.0	-
12:44	0.0	0.0	12:44	0.0	0.0	-
12:45	0.0	0.0	12:45	0.0	0.0	-

Grand Union Bowling Alley Site
BCP #360222
150 Westchester Avenue, Port Chester
October 24, 2024

PID DATA						
Upwind			Downwind			
Time	Concentration (ppm)	15-Min Avg Concentration (ppm)	Time	Concentration (ppm)	15-Min Avg Concentration (ppm)	Exceeds VOC Alarm Limit
12:46	0.0	0.0	12:46	0.0	0.0	-
12:47	0.0	0.0	12:47	0.0	0.0	-
12:48	0.0	0.0	12:48	0.0	0.0	-
12:49	0.0	0.0	12:49	0.0	0.0	-
12:50	0.0	0.0	12:50	0.0	0.0	-
12:51	0.0	0.0	12:51	0.0	0.0	-
12:52	0.0	0.0	12:52	0.0	0.0	-
12:53	0.0	0.0	12:53	0.0	0.0	-
12:54	0.0	0.0	12:54	0.0	0.0	-
12:55	0.0	0.0	12:55	0.0	0.0	-
12:56	0.0	0.0	12:56	0.0	0.0	-
12:57	0.0	0.0	12:57	0.0	0.0	-
12:58	0.0	0.0	12:58	0.0	0.0	-
12:59	0.0	0.0	12:59	0.0	0.0	-
13:00	0.0	0.0	13:00	0.0	0.0	-
13:01	0.0	0.0	13:01	0.0	0.0	-
13:02	0.0	0.0	13:02	0.0	0.0	-
13:03	0.0	0.0	13:03	0.0	0.0	-
13:04	0.0	0.0	13:04	0.0	0.0	-
13:05	0.0	0.0	13:05	0.0	0.0	-
13:06	0.0	0.0	13:06	0.0	0.0	-
13:07	0.0	0.0	13:07	0.0	0.0	-
13:08	0.0	0.0	13:08	0.0	0.0	-
13:09	0.0	0.0	13:09	0.0	0.0	-
13:10	0.0	0.0	13:10	0.0	0.0	-
13:11	0.0	0.0	13:11	0.0	0.0	-
13:12	0.0	0.0	13:12	0.0	0.0	-
13:13	0.0	0.0	13:13	0.0	0.0	-
13:14	0.0	0.0	13:14	0.0	0.0	-
13:15	0.0	0.0	13:15	0.0	0.0	-
13:16	0.0	0.0	13:16	0.0	0.0	-
13:17	0.0	0.0	13:17	0.0	0.0	-
13:18	0.0	0.0	13:18	0.0	0.0	-
13:19	0.0	0.0	13:19	0.0	0.0	-
13:20	0.0	0.0	13:20	0.0	0.0	-
13:21	0.0	0.0	13:21	0.0	0.0	-
13:22	0.0	0.0	13:22	0.0	0.0	-
13:23	0.0	0.0	13:23	0.0	0.0	-
13:24	0.0	0.0	13:24	0.0	0.0	-
13:25	0.0	0.0	13:25	0.0	0.0	-
13:26	0.0	0.0	13:26	0.0	0.0	-
13:27	0.0	0.0	13:27	0.0	0.0	-
13:28	0.0	0.0	13:28	0.0	0.0	-
13:29	0.0	0.0	13:29	0.0	0.0	-
13:30	0.0	0.0	13:30	0.0	0.0	-
13:31	0.0	0.0	13:31	0.0	0.0	-
13:32	0.0	0.0	13:32	0.0	0.0	-
13:33	0.0	0.0	13:33	0.0	0.0	-

Grand Union Bowling Alley Site
BCP #360222
150 Westchester Avenue, Port Chester
October 24, 2024

PID DATA						
Upwind			Downwind			
Time	Concentration (ppm)	15-Min Avg Concentration (ppm)	Time	Concentration (ppm)	15-Min Avg Concentration (ppm)	Exceeds VOC Alarm Limit
13:34	0.0	0.0	13:34	0.0	0.0	-
13:35	0.0	0.0	13:35	0.0	0.0	-
13:36	0.0	0.0	13:36	0.0	0.0	-
13:37	0.0	0.0	13:37	0.0	0.0	-
13:38	0.0	0.0	13:38	0.0	0.0	-
13:39	0.0	0.0	13:39	0.0	0.0	-
13:40	0.0	0.0	13:40	0.0	0.0	-
13:41	0.0	0.0	13:41	0.0	0.0	-
13:42	0.0	0.0	13:42	0.0	0.0	-
13:43	0.0	0.0	13:43	0.0	0.0	-
13:44	0.0	0.0	13:44	0.0	0.0	-
13:45	0.0	0.0	13:45	0.0	0.0	-
13:46	0.0	0.0	13:46	0.0	0.0	-
13:47	0.0	0.0	13:47	0.0	0.0	-
13:48	0.0	0.0	13:48	0.0	0.0	-
13:49	0.0	0.0	13:49	0.0	0.0	-
13:50	0.0	0.0	13:50	0.0	0.0	-
13:51	0.0	0.0	13:51	0.0	0.0	-
13:52	0.0	0.0	13:52	0.0	0.0	-
13:53	0.0	0.0	13:53	0.0	0.0	-
13:54	0.0	0.0	13:54	0.0	0.0	-
13:55	0.0	0.0	13:55	0.0	0.0	-
13:56	0.0	0.0	13:56	0.0	0.0	-
13:57	0.0	0.0	13:57	0.0	0.0	-
13:58	0.0	0.0	13:58	0.0	0.0	-
13:59	0.0	0.0	13:59	0.0	0.0	-
14:00	0.0	0.0	14:00	0.0	0.0	-
14:01	0.0	0.0	14:01	0.0	0.0	-
14:02	0.0	0.0	14:02	0.0	0.0	-
14:03	0.0	0.0	14:03	0.0	0.0	-
14:04	0.0	0.0	14:04	0.0	0.0	-
14:05	0.0	0.0	14:05	0.0	0.0	-
14:06	0.0	0.0	14:06	0.0	0.0	-
14:07	0.0	0.0	14:07	0.0	0.0	-
14:08	0.0	0.0	14:08	0.0	0.0	-
14:09	0.0	0.0	14:09	0.0	0.0	-
14:10	0.0	0.0	14:10	0.0	0.0	-
14:11	0.0	0.0	14:11	0.0	0.0	-
14:12	0.0	0.0	14:12	0.0	0.0	-
14:13	0.0	0.0	14:13	0.0	0.0	-
14:14	0.0	0.0	14:14	0.0	0.0	-
14:15	0.0	0.0	14:15	0.0	0.0	-
14:16	0.0	0.0	14:16	0.0	0.0	-
14:17	0.0	0.0	14:17	0.0	0.0	-
14:18	0.0	0.0	14:18	0.0	0.0	-
14:19	0.0	0.0	14:19	0.0	0.0	-
14:20	0.0	0.0	14:20	0.0	0.0	-
14:21	0.0	0.0	14:21	0.0	0.0	-

Grand Union Bowling Alley Site
BCP #360222
150 Westchester Avenue, Port Chester
October 24, 2024

PID DATA						
Upwind			Downwind			
Time	Concentration (ppm)	15-Min Avg Concentration (ppm)	Time	Concentration (ppm)	15-Min Avg Concentration (ppm)	Exceeds VOC Alarm Limit
14:22	0.0	0.0	14:22	0.0	0.0	-
14:23	0.0	0.0	14:23	0.0	0.0	-
14:24	0.0	0.0	14:24	0.0	0.0	-
14:25	0.0	0.0	14:25	0.0	0.0	-
14:26	0.0	0.0	14:26	0.0	0.0	-
14:27	0.0	0.0	14:27	0.0	0.0	-
14:28	0.0	0.0	14:28	0.0	0.0	-
14:29	0.0	0.0	14:29	0.0	0.0	-
14:30	0.0	0.0	14:30	0.0	0.0	-
14:31	0.0	0.0	14:31	0.0	0.0	-
14:32	0.0	0.0	14:32	0.0	0.0	-
14:33	0.0	0.0	14:33	0.0	0.0	-
14:34	0.0	0.0	14:34	0.0	0.0	-
14:35	0.0	0.0	14:35	0.0	0.0	-
14:36	0.0	0.0	14:36	0.0	0.0	-
14:37	0.0	0.0	14:37	0.0	0.0	-
14:38	0.0	0.0	14:38	0.0	0.0	-
14:39	0.0	0.0	14:39	0.0	0.0	-
14:40	0.0	0.0	14:40	0.0	0.0	-
14:41	0.0	0.0	14:41	0.0	0.0	-
14:42	0.0	0.0	14:42	0.0	0.0	-
14:43	0.0	0.0	14:43	0.0	0.0	-
14:44	0.0	0.0	14:44	0.0	0.0	-
14:45	0.0	0.0	14:45	0.0	0.0	-
14:46	0.0	0.0	14:46	0.0	0.0	-
14:47	0.0	0.0	14:47	0.0	0.0	-
14:48	0.0	0.0	14:48	0.0	0.0	-
14:49	0.0	0.0	14:49	0.0	0.0	-
14:50	0.0	0.0	14:50	0.0	0.0	-
14:51	0.0	0.0	14:51	0.0	0.0	-
14:52	0.0	0.0	14:52	0.0	0.0	-
14:53	0.0	0.0	14:53	0.0	0.0	-
14:54	0.0	0.0	14:54	0.0	0.0	-
14:55	0.0	0.0	14:55	0.0	0.0	-
14:56	0.0	0.0	14:56	0.0	0.0	-
14:57	0.0	0.0	14:57	0.0	0.0	-
14:58	0.0	0.0	14:58	0.0	0.0	-
14:59	0.0	0.0	14:59	0.0	0.0	-
15:00	0.0	0.0	15:00	0.0	0.0	-
15:01	0.0	0.0	15:01	0.0	0.0	-
15:02	0.0	0.0	15:02	0.0	0.0	-
15:03	0.0	0.0	15:03	0.0	0.0	-
15:04	0.0	0.0	15:04	0.0	0.0	-
15:05	0.0	0.0	15:05	0.0	0.0	-
15:06	0.0	0.0	15:06	0.0	0.0	-

SESI CONSULTING ENGINEERS

959 US-46 Floor 3, Suite 300 - Parsippany-Troy Hills, NJ

DAILY AIR MONITORING REPORT
150 Westchester Avenue
Port Chester, New York

10/25/2024

Rev. No. 0	Page 1 of 2
Project Number: 11895A	
Dust Action Level	150 µg/m^3
VOC Action Level	5 ppm

Weather Data Range for Work Day		Wind Direction	NNW	Relative Humidity (%)	39.0 - 82.0	Daily Rain Total (in)	0.00	Readings in the summary table and graphs below are the reported downwind concentrations.
Temperature (°F)	44.0 - 61.0	Wind Speed (MPH)	1.7 - 4.9	Barometer (inHg)	30.10 - 30.20	Avg. Dew Point Temp (°F)	39.3	

Station Location	Daily Avg. Dust Concentration (µg/m^3)	Max 15-Min Dust Concentration (µg/m^3)	Time of Max Dust Reading	Daily Avg. VOC Concentration (ppm)	Max 15-Min VOC Concentration (ppm)	Time of Max VOC Reading
Upwind	4.9	14.3	14:31	0.0	0.0	8:53
Downwind	2.1	21.9	8:54	0.0	0.0	8:54

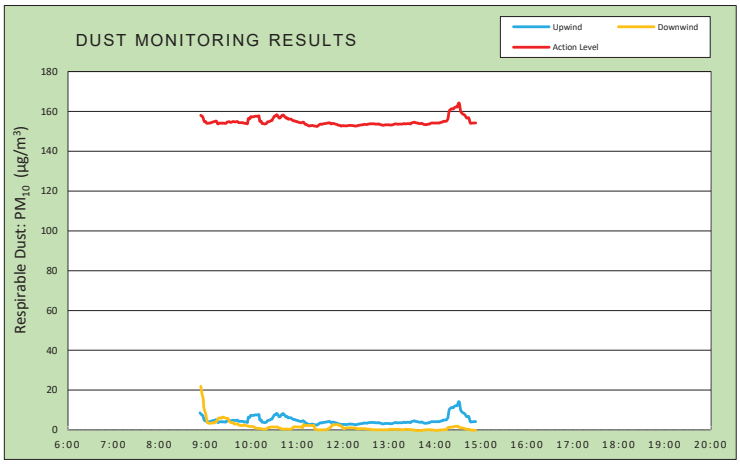

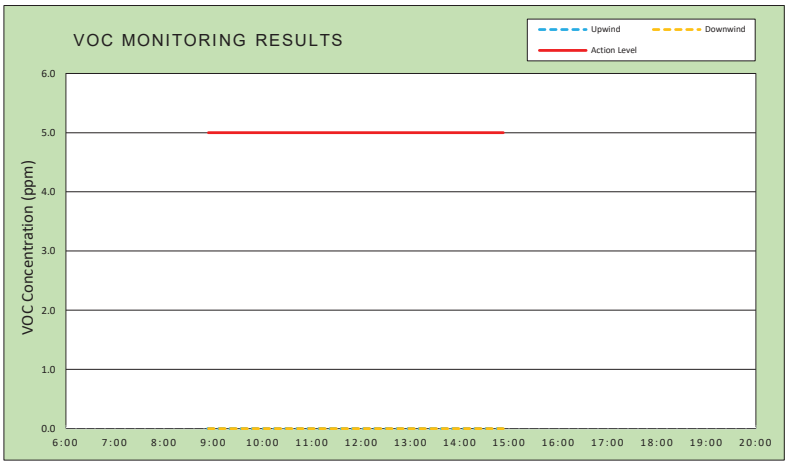

Air Monitoring Notes:

Weather Notes:

EMILCOTT
A Triumvirate Environmental Company

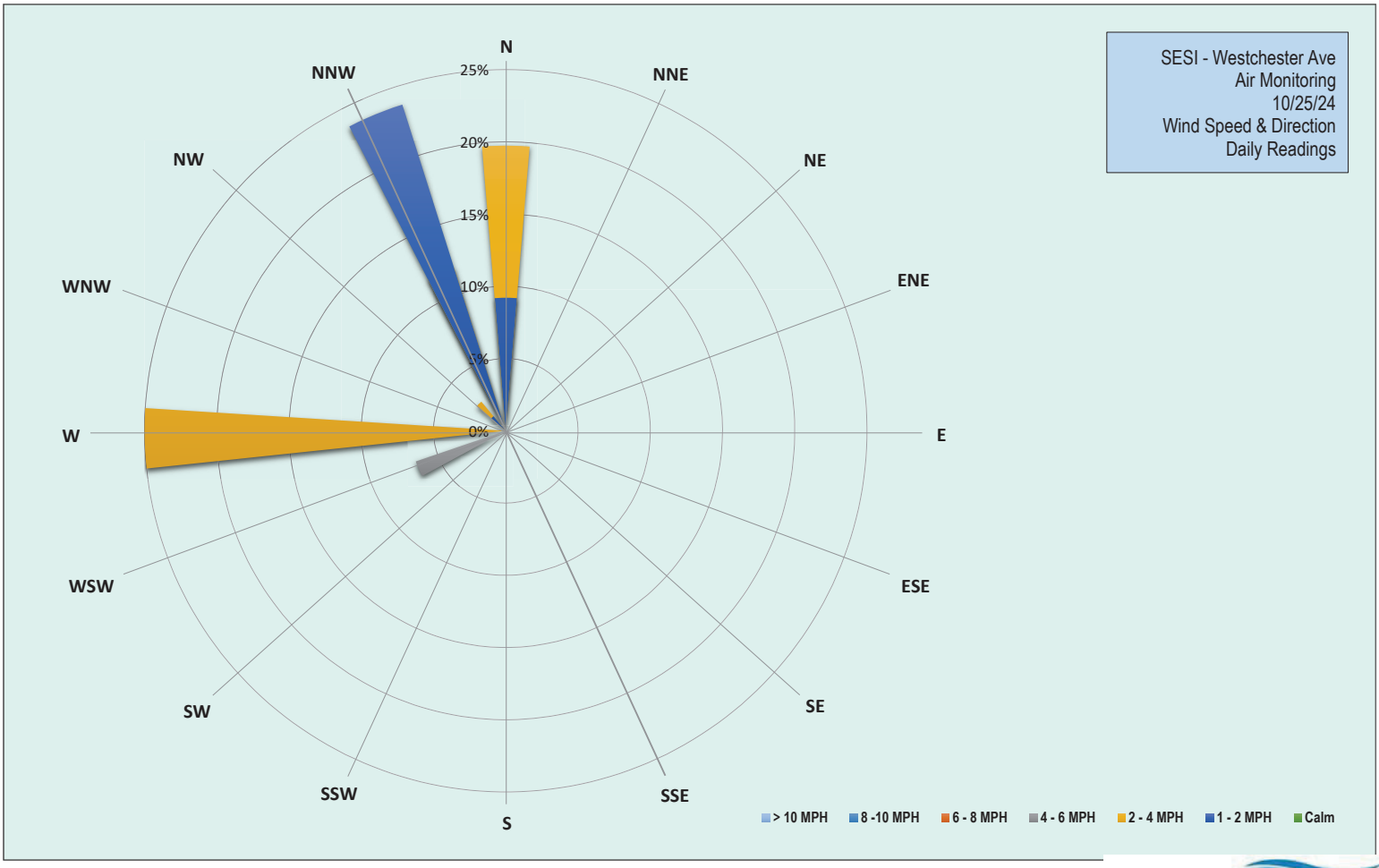

EMILCOTT
A Triumvirate Environmental Company

Grand Union Bowling Alley Site
BCP #360222
150 Westchester Avenue, Port Chester
October 25, 2024

Friday, October 25, 2024						
Number of Instances Where Downwind Particulates Exceeds Upwind Particulate + 150 =						0
Number of Comparable Data Points =						360
Start Time:						8:38
End Time:						14:53
PARTICULATE DATA						
Upwind			Downwind			Exceeds Particulate Alarm Limit
Time	Concentration (ug/m^3)	15-Min Avg Concentration (ug/m^3)	Time	Concentration (ug/m^3)	15-Min Avg Concentration (ug/m^3)	
8:38	9.3	-	8:38	-	-	-
8:39	10.5	-	8:39	29.0	-	-
8:40	8.8	-	8:40	39.5	-	-
8:41	4.3	-	8:41	37.0	-	-
8:42	13.3	-	8:42	22.0	-	-
8:43	21.3	-	8:43	74.5	-	-
8:44	12.5	-	8:44	27.3	-	-
8:45	4.8	-	8:45	20.0	-	-
8:46	27.0	-	8:46	32.0	-	-
8:47	11.0	-	8:47	38.3	-	-
8:48	2.5	-	8:48	14.5	-	-
8:49	2.3	-	8:49	5.3	-	-
8:50	2.5	-	8:50	3.5	-	-
8:51	2.8	-	8:51	4.3	-	-
8:52	2.8	-	8:52	3.3	-	-
8:53	2.8	8.6	8:53	3.3	-	-
8:54	2.5	8.1	8:54	4.0	21.9	-
8:55	2.8	7.7	8:55	3.5	19.5	-
8:56	2.3	7.5	8:56	4.3	17.3	-
8:57	1.8	6.8	8:57	3.3	16.1	-
8:58	1.8	5.5	8:58	3.3	11.3	-
8:59	1.5	4.7	8:59	3.3	9.7	-
9:00	8.8	5.0	9:00	3.8	8.6	-
9:01	18.8	4.4	9:01	3.3	6.7	-
9:02	4.5	4.0	9:02	2.5	4.3	-
9:03	3.3	4.1	9:03	3.3	3.6	-
9:04	3.0	4.1	9:04	2.8	3.4	-
9:05	2.5	4.1	9:05	3.5	3.4	-
9:06	2.8	4.1	9:06	2.5	3.3	-
9:07	6.3	4.3	9:07	5.5	3.5	-
9:08	4.3	4.4	9:08	4.3	3.5	-
9:09	4.5	4.6	9:09	3.5	3.5	-
9:10	5.0	4.7	9:10	5.5	3.6	-
9:11	2.8	4.8	9:11	3.0	3.5	-
9:12	4.5	4.9	9:12	3.5	3.6	-
9:13	3.3	5.0	9:13	11.8	4.1	-
9:14	3.3	5.2	9:14	2.8	4.1	-
9:15	2.8	4.8	9:15	9.8	4.5	-
9:16	3.0	3.7	9:16	15.8	5.3	-
9:17	6.0	3.8	9:17	10.3	5.8	-
9:18	7.0	4.1	9:18	6.5	6.1	-
9:19	3.3	4.1	9:19	2.5	6.0	-

Grand Union Bowling Alley Site
BCP #360222
150 Westchester Avenue, Port Chester
October 25, 2024

PARTICULATE DATA						
Upwind			Downwind			Exceeds Particulate Alarm Limit
Time	Concentration (ug/m^3)	15-Min Avg Concentration (ug/m^3)	Time	Concentration (ug/m^3)	15-Min Avg Concentration (ug/m^3)	
9:20	3.3	4.1	9:20	2.0	5.9	-
9:21	3.5	4.2	9:21	1.8	5.9	-
9:22	3.8	4.0	9:22	13.0	6.4	-
9:23	6.0	4.1	9:23	4.8	6.4	-
9:24	4.0	4.1	9:24	2.8	6.4	-
9:25	3.3	4.0	9:25	2.0	6.1	-
9:26	3.5	4.0	9:26	1.8	6.1	-
9:27	4.0	4.0	9:27	1.5	5.9	-
9:28	11.3	4.5	9:28	9.3	5.8	-
9:29	5.8	4.7	9:29	5.3	5.9	-
9:30	3.8	4.8	9:30	2.3	5.4	-
9:31	4.5	4.9	9:31	2.5	4.5	-
9:32	3.8	4.7	9:32	3.0	4.1	-
9:33	3.0	4.4	9:33	2.0	3.8	-
9:34	5.3	4.6	9:34	2.0	3.7	-
9:35	5.3	4.7	9:35	1.5	3.7	-
9:36	6.5	4.9	9:36	2.8	3.8	-
9:37	3.3	4.9	9:37	3.8	3.1	-
9:38	4.0	4.7	9:38	3.0	3.0	-
9:39	4.5	4.8	9:39	2.3	3.0	-
9:40	3.8	4.8	9:40	3.3	3.1	-
9:41	4.5	4.9	9:41	1.8	3.1	-
9:42	4.5	4.9	9:42	1.8	3.1	-
9:43	4.0	4.4	9:43	2.8	2.7	-
9:44	4.3	4.3	9:44	1.5	2.4	-
9:45	4.3	4.4	9:45	1.5	2.4	-
9:46	4.0	4.3	9:46	1.3	2.3	-
9:47	3.8	4.3	9:47	2.0	2.2	-
9:48	3.8	4.4	9:48	1.8	2.2	-
9:49	3.0	4.2	9:49	2.3	2.2	-
9:50	5.5	4.2	9:50	7.3	2.6	-
9:51	2.8	4.0	9:51	1.3	2.5	-
9:52	4.3	4.1	9:52	1.5	2.3	-
9:53	2.8	4.0	9:53	1.0	2.2	-
9:54	2.8	3.9	9:54	1.8	2.2	-
9:55	2.8	3.8	9:55	0.5	2.0	-
9:56	43.8	6.4	9:56	1.0	1.9	-
9:57	3.3	6.3	9:57	0.3	1.8	-
9:58	3.3	6.3	9:58	1.5	1.8	-
9:59	20.0	7.3	9:59	1.8	1.8	-
10:00	3.5	7.3	10:00	2.5	1.8	-
10:01	3.5	7.2	10:01	0.5	1.8	-
10:02	4.5	7.3	10:02	0.3	1.7	-
10:03	3.5	7.3	10:03	0.3	1.6	-
10:04	6.3	7.5	10:04	0.3	1.4	-
10:05	6.3	7.5	10:05	0.5	1.0	-
10:06	4.0	7.6	10:06	0.0	0.9	-
10:07	3.0	7.5	10:07	0.5	0.8	-

Grand Union Bowling Alley Site
BCP #360222
150 Westchester Avenue, Port Chester
October 25, 2024

PARTICULATE DATA						
Upwind			Downwind			Exceeds Particulate Alarm Limit
Time	Concentration (ug/m^3)	15-Min Avg Concentration (ug/m^3)	Time	Concentration (ug/m^3)	15-Min Avg Concentration (ug/m^3)	
10:08	3.0	7.6	10:08	0.3	0.8	-
10:09	4.8	7.7	10:09	2.0	0.8	-
10:10	3.3	7.7	10:10	0.3	0.8	-
10:11	3.3	5.0	10:11	0.0	0.7	-
10:12	3.0	5.0	10:12	0.0	0.7	-
10:13	3.0	5.0	10:13	0.5	0.6	-
10:14	4.0	3.9	10:14	0.5	0.6	-
10:15	2.8	3.9	10:15	0.0	0.4	-
10:16	3.0	3.8	10:16	0.0	0.4	-
10:17	2.8	3.7	10:17	0.5	0.4	-
10:18	3.0	3.7	10:18	1.0	0.4	-
10:19	8.8	3.9	10:19	1.0	0.5	-
10:20	8.8	4.0	10:20	2.5	0.6	-
10:21	14.0	4.7	10:21	5.8	1.0	-
10:22	4.5	4.8	10:22	3.0	1.2	-
10:23	4.5	4.9	10:23	2.0	1.3	-
10:24	5.5	4.9	10:24	0.8	1.2	-
10:25	7.8	5.2	10:25	4.3	1.5	-
10:26	5.8	5.4	10:26	0.8	1.5	-
10:27	3.3	5.4	10:27	0.3	1.5	-
10:28	16.3	6.3	10:28	0.3	1.5	-
10:29	12.3	6.9	10:29	0.0	1.5	-
10:30	13.3	7.6	10:30	0.0	1.5	-
10:31	4.8	7.7	10:31	0.0	1.5	-
10:32	3.8	7.7	10:32	0.0	1.4	-
10:33	12.3	8.4	10:33	2.0	1.5	-
10:34	3.3	8.0	10:34	0.8	1.5	-
10:35	2.0	7.5	10:35	0.0	1.3	-
10:36	2.5	6.8	10:36	1.0	1.0	-
10:37	2.5	6.6	10:37	1.3	0.9	-
10:38	9.0	6.9	10:38	0.0	0.8	-
10:39	12.5	7.4	10:39	0.3	0.7	-
10:40	17.5	8.1	10:40	0.3	0.5	-
10:41	4.5	8.0	10:41	0.3	0.4	-
10:42	6.5	8.2	10:42	0.0	0.4	-
10:43	6.5	7.5	10:43	0.0	0.4	-
10:44	9.0	7.3	10:44	1.0	0.5	-
10:45	3.8	6.7	10:45	0.3	0.5	-
10:46	4.8	6.7	10:46	0.3	0.5	-
10:47	4.8	6.8	10:47	0.3	0.5	-
10:48	2.8	6.1	10:48	0.3	0.4	-
10:49	3.0	6.1	10:49	0.0	0.3	-
10:50	2.5	6.1	10:50	0.3	0.4	-
10:51	2.3	6.1	10:51	0.5	0.3	-
10:52	2.3	6.1	10:52	5.5	0.6	-
10:53	4.0	5.8	10:53	2.3	0.8	-
10:54	8.0	5.5	10:54	4.8	1.1	-
10:55	14.5	5.3	10:55	7.0	1.5	-

Grand Union Bowling Alley Site
BCP #360222
150 Westchester Avenue, Port Chester
October 25, 2024

PARTICULATE DATA						
Upwind			Downwind			Exceeds Particulate Alarm Limit
Time	Concentration (ug/m^3)	15-Min Avg Concentration (ug/m^3)	Time	Concentration (ug/m^3)	15-Min Avg Concentration (ug/m^3)	
10:56	5.5	5.3	10:56	1.3	1.6	-
10:57	2.5	5.1	10:57	0.3	1.6	-
10:58	6.5	5.1	10:58	0.0	1.6	-
10:59	5.5	4.8	10:59	0.0	1.5	-
11:00	3.8	4.8	11:00	0.0	1.5	-
11:01	2.5	4.7	11:01	0.3	1.5	-
11:02	1.8	4.5	11:02	0.0	1.5	-
11:03	1.8	4.4	11:03	0.0	1.5	-
11:04	1.3	4.3	11:04	0.0	1.5	-
11:05	1.5	4.2	11:05	0.0	1.5	-
11:06	4.3	4.4	11:06	0.0	1.4	-
11:07	5.3	4.6	11:07	0.8	1.1	-
11:08	3.8	4.6	11:08	27.0	2.8	-
11:09	3.8	4.3	11:09	0.3	2.5	-
11:10	4.3	3.6	11:10	1.8	2.1	-
11:11	4.0	3.5	11:11	3.0	2.2	-
11:12	2.0	3.5	11:12	0.8	2.3	-
11:13	1.8	3.1	11:13	0.0	2.3	-
11:14	2.0	2.9	11:14	0.0	2.3	-
11:15	1.5	2.8	11:15	0.0	2.3	-
11:16	1.0	2.7	11:16	0.0	2.2	-
11:17	4.8	2.9	11:17	0.0	2.2	-
11:18	1.5	2.8	11:18	0.0	2.2	-
11:19	2.3	2.9	11:19	0.0	2.2	-
11:20	2.3	3.0	11:20	0.0	2.2	-
11:21	2.0	2.8	11:21	0.0	2.2	-
11:22	3.0	2.7	11:22	0.0	2.2	-
11:23	3.3	2.6	11:23	0.0	0.4	-
11:24	3.0	2.6	11:24	0.0	0.4	-
11:25	3.3	2.5	11:25	0.0	0.3	-
11:26	3.0	2.4	11:26	0.0	0.1	-
11:27	7.5	2.8	11:27	0.0	0.0	-
11:28	4.8	3.0	11:28	0.5	0.0	-
11:29	8.3	3.4	11:29	0.3	0.1	-
11:30	3.0	3.5	11:30	0.0	0.1	-
11:31	3.3	3.7	11:31	0.0	0.1	-
11:32	2.3	3.5	11:32	0.0	0.1	-
11:33	3.3	3.6	11:33	0.0	0.1	-
11:34	4.3	3.8	11:34	0.0	0.1	-
11:35	3.5	3.8	11:35	0.0	0.1	-
11:36	2.5	3.9	11:36	0.0	0.1	-
11:37	3.5	3.9	11:37	0.3	0.1	-
11:38	4.8	4.0	11:38	0.3	0.1	-
11:39	4.5	4.1	11:39	3.3	0.3	-
11:40	3.8	4.1	11:40	4.3	0.6	-
11:41	4.8	4.3	11:41	1.3	0.7	-
11:42	8.0	4.3	11:42	3.3	0.9	-
11:43	2.0	4.1	11:43	6.3	1.3	-

Grand Union Bowling Alley Site
BCP #360222
150 Westchester Avenue, Port Chester
October 25, 2024

PARTICULATE DATA						
Upwind			Downwind			Exceeds Particulate Alarm Limit
Time	Concentration (ug/m^3)	15-Min Avg Concentration (ug/m^3)	Time	Concentration (ug/m^3)	15-Min Avg Concentration (ug/m^3)	
11:44	1.8	3.7	11:44	1.5	1.4	-
11:45	6.5	3.9	11:45	14.0	2.3	-
11:46	3.3	3.9	11:46	2.0	2.4	-
11:47	2.5	3.9	11:47	2.0	2.6	-
11:48	2.8	3.9	11:48	0.0	2.6	-
11:49	2.0	3.7	11:49	1.0	2.6	-
11:50	1.5	3.6	11:50	1.0	2.7	-
11:51	1.3	3.5	11:51	0.0	2.7	-
11:52	1.8	3.4	11:52	0.0	2.7	-
11:53	1.8	3.2	11:53	0.0	2.7	-
11:54	2.0	3.0	11:54	0.0	2.4	-
11:55	2.8	3.0	11:55	0.0	2.2	-
11:56	4.0	2.9	11:56	2.3	2.2	-
11:57	3.8	2.6	11:57	0.8	2.1	-
11:58	3.0	2.7	11:58	0.0	1.6	-
11:59	4.3	2.9	11:59	0.3	1.6	-
12:00	5.3	2.8	12:00	1.3	0.7	-
12:01	3.0	2.8	12:01	2.5	0.7	-
12:02	2.5	2.8	12:02	0.8	0.7	-
12:03	2.3	2.7	12:03	5.0	1.0	-
12:04	1.5	2.7	12:04	1.8	1.0	-
12:05	2.3	2.8	12:05	1.5	1.1	-
12:06	2.8	2.9	12:06	0.0	1.1	-
12:07	2.5	2.9	12:07	0.3	1.1	-
12:08	2.8	3.0	12:08	0.0	1.1	-
12:09	1.8	3.0	12:09	0.3	1.1	-
12:10	2.8	3.0	12:10	0.8	1.2	-
12:11	3.3	2.9	12:11	0.3	1.0	-
12:12	3.5	2.9	12:12	0.3	1.0	-
12:13	2.5	2.9	12:13	0.5	1.0	-
12:14	3.3	2.8	12:14	0.3	1.0	-
12:15	3.3	2.7	12:15	0.8	1.0	-
12:16	2.5	2.6	12:16	1.0	0.9	-
12:17	3.5	2.7	12:17	1.8	1.0	-
12:18	2.8	2.7	12:18	0.3	0.6	-
12:19	4.3	2.9	12:19	0.3	0.5	-
12:20	2.8	2.9	12:20	0.0	0.4	-
12:21	4.0	3.0	12:21	2.3	0.6	-
12:22	3.5	3.1	12:22	0.8	0.6	-
12:23	3.8	3.2	12:23	1.5	0.7	-
12:24	2.5	3.2	12:24	0.3	0.7	-
12:25	4.0	3.3	12:25	0.0	0.7	-
12:26	3.0	3.3	12:26	0.0	0.7	-
12:27	6.3	3.5	12:27	0.5	0.7	-
12:28	3.3	3.5	12:28	0.0	0.6	-
12:29	2.8	3.5	12:29	0.0	0.6	-
12:30	2.3	3.4	12:30	-0.3	0.6	-
12:31	2.3	3.4	12:31	0.0	0.5	-

Grand Union Bowling Alley Site
BCP #360222
150 Westchester Avenue, Port Chester
October 25, 2024

PARTICULATE DATA						
Upwind			Downwind			Exceeds Particulate Alarm Limit
Time	Concentration (ug/m^3)	15-Min Avg Concentration (ug/m^3)	Time	Concentration (ug/m^3)	15-Min Avg Concentration (ug/m^3)	
12:32	6.0	3.6	12:32	0.3	0.4	-
12:33	4.3	3.7	12:33	0.0	0.4	-
12:34	4.0	3.6	12:34	0.0	0.4	-
12:35	4.8	3.8	12:35	0.5	0.4	-
12:36	3.8	3.8	12:36	0.3	0.3	-
12:37	4.3	3.8	12:37	0.0	0.2	-
12:38	2.8	3.7	12:38	0.0	0.1	-
12:39	3.0	3.8	12:39	0.0	0.1	-
12:40	3.8	3.8	12:40	0.0	0.1	-
12:41	2.8	3.7	12:41	0.0	0.1	-
12:42	4.0	3.6	12:42	0.0	0.1	-
12:43	3.8	3.6	12:43	0.0	0.1	-
12:44	2.3	3.6	12:44	0.0	0.1	-
12:45	2.3	3.6	12:45	0.8	0.1	-
12:46	4.8	3.8	12:46	0.0	0.1	-
12:47	3.3	3.6	12:47	0.0	0.1	-
12:48	2.3	3.4	12:48	0.0	0.1	-
12:49	3.0	3.4	12:49	0.0	0.1	-
12:50	2.5	3.2	12:50	0.0	0.1	-
12:51	2.3	3.1	12:51	0.0	0.1	-
12:52	2.8	3.0	12:52	0.0	0.1	-
12:53	3.5	3.1	12:53	0.0	0.1	-
12:54	5.0	3.2	12:54	0.0	0.1	-
12:55	4.3	3.2	12:55	0.0	0.1	-
12:56	3.8	3.3	12:56	0.0	0.1	-
12:57	3.8	3.3	12:57	0.0	0.1	-
12:58	3.0	3.2	12:58	0.0	0.1	-
12:59	2.5	3.3	12:59	0.0	0.1	-
13:00	2.8	3.3	13:00	5.0	0.3	-
13:01	2.8	3.2	13:01	0.0	0.3	-
13:02	2.5	3.1	13:02	0.0	0.3	-
13:03	3.8	3.2	13:03	-0.5	0.3	-
13:04	3.0	3.2	13:04	0.0	0.3	-
13:05	4.3	3.3	13:05	0.0	0.3	-
13:06	5.0	3.5	13:06	0.0	0.3	-
13:07	4.5	3.6	13:07	0.0	0.3	-
13:08	5.3	3.7	13:08	0.0	0.3	-
13:09	4.3	3.7	13:09	0.0	0.3	-
13:10	3.8	3.7	13:10	0.0	0.3	-
13:11	2.5	3.6	13:11	0.0	0.3	-
13:12	3.5	3.6	13:12	0.8	0.4	-
13:13	4.5	3.7	13:13	0.0	0.4	-
13:14	2.0	3.6	13:14	0.0	0.4	-
13:15	2.5	3.6	13:15	1.0	0.1	-
13:16	3.3	3.6	13:16	-0.3	0.1	-
13:17	3.3	3.7	13:17	0.0	0.1	-
13:18	3.0	3.6	13:18	0.3	0.1	-
13:19	5.8	3.8	13:19	0.3	0.1	-

Grand Union Bowling Alley Site
BCP #360222
150 Westchester Avenue, Port Chester
October 25, 2024

PARTICULATE DATA						
Upwind			Downwind			Exceeds Particulate Alarm Limit
Time	Concentration (ug/m^3)	15-Min Avg Concentration (ug/m^3)	Time	Concentration (ug/m^3)	15-Min Avg Concentration (ug/m^3)	
13:20	5.5	3.9	13:20	1.5	0.2	-
13:21	2.5	3.7	13:21	0.5	0.3	-
13:22	4.3	3.7	13:22	0.0	0.3	-
13:23	6.3	3.8	13:23	0.5	0.3	-
13:24	5.8	3.9	13:24	0.3	0.3	-
13:25	3.3	3.9	13:25	-0.5	0.3	-
13:26	2.3	3.8	13:26	-1.0	0.2	-
13:27	2.3	3.8	13:27	0.5	0.2	-
13:28	3.3	3.7	13:28	-0.3	0.2	-
13:29	9.0	4.1	13:29	-0.5	0.2	-
13:30	4.8	4.3	13:30	-0.3	0.1	-
13:31	5.0	4.4	13:31	-1.0	0.0	-
13:32	4.0	4.5	13:32	-0.8	0.0	-
13:33	5.3	4.6	13:33	-0.8	-0.1	-
13:34	2.8	4.4	13:34	-0.3	-0.1	-
13:35	2.8	4.2	13:35	-0.3	-0.3	-
13:36	2.3	4.2	13:36	-0.3	-0.3	-
13:37	4.5	4.2	13:37	-0.3	-0.3	-
13:38	3.5	4.0	13:38	-0.5	-0.4	-
13:39	3.8	3.9	13:39	1.8	-0.3	-
13:40	2.3	3.8	13:40	-0.5	-0.3	-
13:41	3.5	3.9	13:41	0.0	-0.2	-
13:42	3.0	4.0	13:42	0.3	-0.2	-
13:43	3.8	4.0	13:43	0.0	-0.2	-
13:44	3.8	3.7	13:44	1.5	-0.1	-
13:45	3.3	3.6	13:45	0.0	-0.1	-
13:46	2.5	3.4	13:46	0.0	0.0	-
13:47	4.0	3.4	13:47	-0.5	0.0	-
13:48	4.5	3.3	13:48	-0.5	0.0	-
13:49	3.3	3.4	13:49	0.0	0.1	-
13:50	5.3	3.5	13:50	0.0	0.1	-
13:51	3.0	3.6	13:51	0.0	0.1	-
13:52	4.0	3.6	13:52	0.0	0.1	-
13:53	6.8	3.8	13:53	0.0	0.1	-
13:54	6.8	4.0	13:54	0.0	0.0	-
13:55	4.5	4.1	13:55	-0.3	0.0	-
13:56	4.0	4.2	13:56	-0.3	0.0	-
13:57	3.5	4.2	13:57	-0.3	0.0	-
13:58	3.3	4.2	13:58	-0.5	-0.1	-
13:59	3.5	4.1	13:59	-0.3	-0.2	-
14:00	3.0	4.1	14:00	-0.5	-0.2	-
14:01	3.5	4.2	14:01	-0.3	-0.2	-
14:02	3.8	4.2	14:02	0.0	-0.2	-
14:03	4.3	4.2	14:03	-0.3	-0.2	-
14:04	4.0	4.2	14:04	1.0	-0.1	-
14:05	3.8	4.1	14:05	0.3	-0.1	-
14:06	5.5	4.3	14:06	0.0	-0.1	-
14:07	6.0	4.4	14:07	0.3	-0.1	-

Grand Union Bowling Alley Site
BCP #360222
150 Westchester Avenue, Port Chester
October 25, 2024

PARTICULATE DATA						
Upwind			Downwind			Exceeds Particulate Alarm Limit
Time	Concentration (ug/m^3)	15-Min Avg Concentration (ug/m^3)	Time	Concentration (ug/m^3)	15-Min Avg Concentration (ug/m^3)	
14:08	7.6	4.5	14:08	1.8	0.1	-
14:09	10.0	4.7	14:09	0.0	0.1	-
14:10	4.8	4.7	14:10	0.0	0.1	-
14:11	8.6	5.0	14:11	0.0	0.1	-
14:12	3.8	5.0	14:12	-0.3	0.1	-
14:13	2.8	5.0	14:13	0.0	0.1	-
14:14	3.6	5.0	14:14	-0.3	0.1	-
14:15	5.6	5.2	14:15	0.5	0.2	-
14:16	11.6	5.7	14:16	10.0	0.9	-
14:17	16.8	6.6	14:17	4.3	1.2	-
14:18	46.2	9.4	14:18	3.3	1.4	-
14:19	21.8	10.6	14:19	0.0	1.3	-
14:20	8.2	10.9	14:20	-0.3	1.3	-
14:21	11.0	11.2	14:21	2.8	1.5	-
14:22	6.6	11.3	14:22	1.0	1.5	-
14:23	8.0	11.3	14:23	0.3	1.4	-
14:24	8.4	11.2	14:24	1.8	1.5	-
14:25	13.6	11.8	14:25	2.3	1.7	-
14:26	12.4	12.0	14:26	2.5	1.9	-
14:27	6.4	12.2	14:27	-0.3	1.9	-
14:28	2.6	12.2	14:28	-0.8	1.8	-
14:29	3.6	12.2	14:29	-0.5	1.8	-
14:30	25.4	13.5	14:30	2.5	1.9	-
14:31	23.0	14.3	14:31	2.8	1.4	-
14:32	6.4	13.6	14:32	2.3	1.3	-
14:33	3.6	10.7	14:33	0.0	1.1	-
14:34	3.6	9.5	14:34	0.0	1.1	-
14:35	3.2	9.2	14:35	0.0	1.1	-
14:36	3.8	8.7	14:36	0.0	0.9	-
14:37	3.6	8.5	14:37	0.0	0.9	-
14:38	5.0	8.3	14:38	-0.5	0.8	-
14:39	4.2	8.0	14:39	-0.8	0.6	-
14:40	3.6	7.4	14:40	-0.3	0.5	-
14:41	3.4	6.8	14:41	0.0	0.3	-
14:42	4.8	6.7	14:42	0.3	0.3	-
14:43	4.4	6.8	14:43	-0.5	0.4	-
14:44	3.8	6.8	14:44	0.0	0.4	-
14:45	4.2	5.4	14:45	0.0	0.2	-
14:46	4.4	4.1	14:46	0.0	0.0	-
14:47	4.4	4.0	14:47	0.0	-0.1	-
14:48	5.2	4.1	14:48	0.8	-0.1	-
14:49	3.6	4.1	14:49	-0.5	-0.1	-
14:50	4.0	4.2	14:50	-0.3	-0.1	-
14:51	3.6	4.1	14:51	-0.5	-0.2	-
14:52	4.8	4.2	14:52	-0.3	-0.2	-
14:53	4.2	4.2	14:53	-0.5	-0.2	-

Grand Union Bowling Alley Site
BCP #360222
150 Westchester Avenue, Port Chester
October 25, 2024

Friday, October 25, 2024						
Number of Instances Where Downwind VOCs Exceeds Upwind VOCs + 5 =						0
Number of Comparable Data Points =						360
Start Time:						8:38
End Time:						14:53
PID DATA						
Upwind			Downwind			Exceeds VOC Alarm Limit
Time	Concentration (ppm)	15-Min Avg Concentration (ppm)	Time	Concentration (ppm)	15-Min Avg Concentration (ppm)	
8:38	0.0	-	8:38	-	-	-
8:39	0.0	-	8:39	0.0	-	-
8:40	0.0	-	8:40	0.0	-	-
8:41	0.0	-	8:41	0.0	-	-
8:42	0.0	-	8:42	0.0	-	-
8:43	0.0	-	8:43	0.0	-	-
8:44	0.0	-	8:44	0.0	-	-
8:45	0.0	-	8:45	0.0	-	-
8:46	0.0	-	8:46	0.0	-	-
8:47	0.0	-	8:47	0.0	-	-
8:48	0.0	-	8:48	0.0	-	-
8:49	0.0	-	8:49	0.0	-	-
8:50	0.0	-	8:50	0.0	-	-
8:51	0.0	-	8:51	0.0	-	-
8:52	0.0	-	8:52	0.0	-	-
8:53	0.0	0.0	8:53	0.0	-	-
8:54	0.0	0.0	8:54	0.0	0.0	-
8:55	0.0	0.0	8:55	0.0	0.0	-
8:56	0.0	0.0	8:56	0.0	0.0	-
8:57	0.0	0.0	8:57	0.0	0.0	-
8:58	0.0	0.0	8:58	0.0	0.0	-
8:59	0.0	0.0	8:59	0.0	0.0	-
9:00	0.0	0.0	9:00	0.0	0.0	-
9:01	0.0	0.0	9:01	0.0	0.0	-
9:02	0.0	0.0	9:02	0.0	0.0	-
9:03	0.0	0.0	9:03	0.0	0.0	-
9:04	0.0	0.0	9:04	0.0	0.0	-
9:05	0.0	0.0	9:05	0.0	0.0	-
9:06	0.0	0.0	9:06	0.0	0.0	-
9:07	0.0	0.0	9:07	0.0	0.0	-
9:08	0.0	0.0	9:08	0.0	0.0	-
9:09	0.0	0.0	9:09	0.0	0.0	-
9:10	0.0	0.0	9:10	0.0	0.0	-
9:11	0.0	0.0	9:11	0.0	0.0	-
9:12	0.0	0.0	9:12	0.0	0.0	-
9:13	0.0	0.0	9:13	0.0	0.0	-
9:14	0.0	0.0	9:14	0.0	0.0	-
9:15	0.0	0.0	9:15	0.0	0.0	-
9:16	0.0	0.0	9:16	0.0	0.0	-
9:17	0.0	0.0	9:17	0.0	0.0	-
9:18	0.0	0.0	9:18	0.0	0.0	-
9:19	0.0	0.0	9:19	0.0	0.0	-
9:20	0.0	0.0	9:20	0.0	0.0	-

Grand Union Bowling Alley Site
BCP #360222
150 Westchester Avenue, Port Chester
October 25, 2024

PID DATA						
Upwind			Downwind			
Time	Concentration (ppm)	15-Min Avg Concentration (ppm)	Time	Concentration (ppm)	15-Min Avg Concentration (ppm)	Exceeds VOC Alarm Limit
9:21	0.0	0.0	9:21	0.0	0.0	-
9:22	0.0	0.0	9:22	0.0	0.0	-
9:23	0.0	0.0	9:23	0.0	0.0	-
9:24	0.0	0.0	9:24	0.0	0.0	-
9:25	0.0	0.0	9:25	0.0	0.0	-
9:26	0.0	0.0	9:26	0.0	0.0	-
9:27	0.0	0.0	9:27	0.0	0.0	-
9:28	0.0	0.0	9:28	0.0	0.0	-
9:29	0.0	0.0	9:29	0.0	0.0	-
9:30	0.0	0.0	9:30	0.0	0.0	-
9:31	0.0	0.0	9:31	0.0	0.0	-
9:32	0.0	0.0	9:32	0.0	0.0	-
9:33	0.0	0.0	9:33	0.0	0.0	-
9:34	0.0	0.0	9:34	0.0	0.0	-
9:35	0.0	0.0	9:35	0.0	0.0	-
9:36	0.0	0.0	9:36	0.0	0.0	-
9:37	0.0	0.0	9:37	0.0	0.0	-
9:38	0.0	0.0	9:38	0.0	0.0	-
9:39	0.0	0.0	9:39	0.0	0.0	-
9:40	0.0	0.0	9:40	0.0	0.0	-
9:41	0.0	0.0	9:41	0.0	0.0	-
9:42	0.0	0.0	9:42	0.0	0.0	-
9:43	0.0	0.0	9:43	0.0	0.0	-
9:44	0.0	0.0	9:44	0.0	0.0	-
9:45	0.0	0.0	9:45	0.0	0.0	-
9:46	0.0	0.0	9:46	0.0	0.0	-
9:47	0.0	0.0	9:47	0.0	0.0	-
9:48	0.0	0.0	9:48	0.0	0.0	-
9:49	0.0	0.0	9:49	0.0	0.0	-
9:50	0.0	0.0	9:50	0.0	0.0	-
9:51	0.0	0.0	9:51	0.0	0.0	-
9:52	0.0	0.0	9:52	0.0	0.0	-
9:53	0.0	0.0	9:53	0.0	0.0	-
9:54	0.0	0.0	9:54	0.0	0.0	-
9:55	0.0	0.0	9:55	0.0	0.0	-
9:56	0.0	0.0	9:56	0.0	0.0	-
9:57	0.0	0.0	9:57	0.0	0.0	-
9:58	0.0	0.0	9:58	0.0	0.0	-
9:59	0.0	0.0	9:59	0.0	0.0	-
10:00	0.0	0.0	10:00	0.0	0.0	-
10:01	0.0	0.0	10:01	0.0	0.0	-
10:02	0.0	0.0	10:02	0.0	0.0	-
10:03	0.0	0.0	10:03	0.0	0.0	-
10:04	0.0	0.0	10:04	0.0	0.0	-
10:05	0.0	0.0	10:05	0.0	0.0	-
10:06	0.0	0.0	10:06	0.0	0.0	-
10:07	0.0	0.0	10:07	0.0	0.0	-
10:08	0.0	0.0	10:08	0.0	0.0	-
10:09	0.0	0.0	10:09	0.0	0.0	-

Grand Union Bowling Alley Site
BCP #360222
150 Westchester Avenue, Port Chester
October 25, 2024

PID DATA						
Upwind			Downwind			
Time	Concentration (ppm)	15-Min Avg Concentration (ppm)	Time	Concentration (ppm)	15-Min Avg Concentration (ppm)	Exceeds VOC Alarm Limit
10:10	0.0	0.0	10:10	0.0	0.0	-
10:11	0.0	0.0	10:11	0.0	0.0	-
10:12	0.0	0.0	10:12	0.0	0.0	-
10:13	0.0	0.0	10:13	0.0	0.0	-
10:14	0.0	0.0	10:14	0.0	0.0	-
10:15	0.0	0.0	10:15	0.0	0.0	-
10:16	0.0	0.0	10:16	0.0	0.0	-
10:17	0.0	0.0	10:17	0.0	0.0	-
10:18	0.0	0.0	10:18	0.0	0.0	-
10:19	0.0	0.0	10:19	0.0	0.0	-
10:20	0.0	0.0	10:20	0.0	0.0	-
10:21	0.0	0.0	10:21	0.0	0.0	-
10:22	0.0	0.0	10:22	0.0	0.0	-
10:23	0.0	0.0	10:23	0.0	0.0	-
10:24	0.0	0.0	10:24	0.0	0.0	-
10:25	0.0	0.0	10:25	0.0	0.0	-
10:26	0.0	0.0	10:26	0.0	0.0	-
10:27	0.0	0.0	10:27	0.0	0.0	-
10:28	0.0	0.0	10:28	0.0	0.0	-
10:29	0.0	0.0	10:29	0.0	0.0	-
10:30	0.0	0.0	10:30	0.0	0.0	-
10:31	0.0	0.0	10:31	0.0	0.0	-
10:32	0.0	0.0	10:32	0.0	0.0	-
10:33	0.0	0.0	10:33	0.0	0.0	-
10:34	0.0	0.0	10:34	0.0	0.0	-
10:35	0.0	0.0	10:35	0.0	0.0	-
10:36	0.0	0.0	10:36	0.0	0.0	-
10:37	0.0	0.0	10:37	0.0	0.0	-
10:38	0.0	0.0	10:38	0.0	0.0	-
10:39	0.0	0.0	10:39	0.0	0.0	-
10:40	0.0	0.0	10:40	0.0	0.0	-
10:41	0.0	0.0	10:41	0.0	0.0	-
10:42	0.0	0.0	10:42	0.0	0.0	-
10:43	0.0	0.0	10:43	0.0	0.0	-
10:44	0.0	0.0	10:44	0.0	0.0	-
10:45	0.0	0.0	10:45	0.0	0.0	-
10:46	0.0	0.0	10:46	0.0	0.0	-
10:47	0.0	0.0	10:47	0.0	0.0	-
10:48	0.0	0.0	10:48	0.0	0.0	-
10:49	0.0	0.0	10:49	0.0	0.0	-
10:50	0.0	0.0	10:50	0.0	0.0	-
10:51	0.0	0.0	10:51	0.0	0.0	-
10:52	0.0	0.0	10:52	0.0	0.0	-
10:53	0.0	0.0	10:53	0.0	0.0	-
10:54	0.0	0.0	10:54	0.0	0.0	-
10:55	0.0	0.0	10:55	0.0	0.0	-
10:56	0.0	0.0	10:56	0.0	0.0	-
10:57	0.0	0.0	10:57	0.0	0.0	-
10:58	0.0	0.0	10:58	0.0	0.0	-

Grand Union Bowling Alley Site
BCP #360222
150 Westchester Avenue, Port Chester
October 25, 2024

PID DATA						
Upwind			Downwind			
Time	Concentration (ppm)	15-Min Avg Concentration (ppm)	Time	Concentration (ppm)	15-Min Avg Concentration (ppm)	Exceeds VOC Alarm Limit
10:59	0.0	0.0	10:59	0.0	0.0	-
11:00	0.0	0.0	11:00	0.0	0.0	-
11:01	0.0	0.0	11:01	0.0	0.0	-
11:02	0.0	0.0	11:02	0.0	0.0	-
11:03	0.0	0.0	11:03	0.0	0.0	-
11:04	0.0	0.0	11:04	0.0	0.0	-
11:05	0.0	0.0	11:05	0.0	0.0	-
11:06	0.0	0.0	11:06	0.0	0.0	-
11:07	0.0	0.0	11:07	0.0	0.0	-
11:08	0.0	0.0	11:08	0.0	0.0	-
11:09	0.0	0.0	11:09	0.0	0.0	-
11:10	0.0	0.0	11:10	0.0	0.0	-
11:11	0.0	0.0	11:11	0.0	0.0	-
11:12	0.0	0.0	11:12	0.0	0.0	-
11:13	0.0	0.0	11:13	0.0	0.0	-
11:14	0.0	0.0	11:14	0.0	0.0	-
11:15	0.0	0.0	11:15	0.0	0.0	-
11:16	0.0	0.0	11:16	0.0	0.0	-
11:17	0.0	0.0	11:17	0.0	0.0	-
11:18	0.0	0.0	11:18	0.0	0.0	-
11:19	0.0	0.0	11:19	0.0	0.0	-
11:20	0.0	0.0	11:20	0.0	0.0	-
11:21	0.0	0.0	11:21	0.0	0.0	-
11:22	0.0	0.0	11:22	0.0	0.0	-
11:23	0.0	0.0	11:23	0.0	0.0	-
11:24	0.0	0.0	11:24	0.0	0.0	-
11:25	0.0	0.0	11:25	0.0	0.0	-
11:26	0.0	0.0	11:26	0.0	0.0	-
11:27	0.0	0.0	11:27	0.0	0.0	-
11:28	0.0	0.0	11:28	0.0	0.0	-
11:29	0.0	0.0	11:29	0.0	0.0	-
11:30	0.0	0.0	11:30	0.0	0.0	-
11:31	0.0	0.0	11:31	0.0	0.0	-
11:32	0.0	0.0	11:32	0.0	0.0	-
11:33	0.0	0.0	11:33	0.0	0.0	-
11:34	0.0	0.0	11:34	0.0	0.0	-
11:35	0.0	0.0	11:35	0.0	0.0	-
11:36	0.0	0.0	11:36	0.0	0.0	-
11:37	0.0	0.0	11:37	0.0	0.0	-
11:38	0.0	0.0	11:38	0.0	0.0	-
11:39	0.0	0.0	11:39	0.0	0.0	-
11:40	0.0	0.0	11:40	0.0	0.0	-
11:41	0.0	0.0	11:41	0.0	0.0	-
11:42	0.0	0.0	11:42	0.0	0.0	-
11:43	0.0	0.0	11:43	0.0	0.0	-
11:44	0.0	0.0	11:44	0.0	0.0	-
11:45	0.0	0.0	11:45	0.0	0.0	-
11:46	0.0	0.0	11:46	0.0	0.0	-
11:47	0.0	0.0	11:47	0.0	0.0	-

Grand Union Bowling Alley Site
BCP #360222
150 Westchester Avenue, Port Chester
October 25, 2024

PID DATA						
Upwind			Downwind			
Time	Concentration (ppm)	15-Min Avg Concentration (ppm)	Time	Concentration (ppm)	15-Min Avg Concentration (ppm)	Exceeds VOC Alarm Limit
11:48	0.0	0.0	11:48	0.0	0.0	-
11:49	0.0	0.0	11:49	0.0	0.0	-
11:50	0.0	0.0	11:50	0.0	0.0	-
11:51	0.0	0.0	11:51	0.0	0.0	-
11:52	0.0	0.0	11:52	0.0	0.0	-
11:53	0.0	0.0	11:53	0.0	0.0	-
11:54	0.0	0.0	11:54	0.0	0.0	-
11:55	0.0	0.0	11:55	0.0	0.0	-
11:56	0.0	0.0	11:56	0.0	0.0	-
11:57	0.0	0.0	11:57	0.0	0.0	-
11:58	0.0	0.0	11:58	0.0	0.0	-
11:59	0.0	0.0	11:59	0.0	0.0	-
12:00	0.0	0.0	12:00	0.0	0.0	-
12:01	0.0	0.0	12:01	0.0	0.0	-
12:02	0.0	0.0	12:02	0.0	0.0	-
12:03	0.0	0.0	12:03	0.0	0.0	-
12:04	0.0	0.0	12:04	0.0	0.0	-
12:05	0.0	0.0	12:05	0.0	0.0	-
12:06	0.0	0.0	12:06	0.0	0.0	-
12:07	0.0	0.0	12:07	0.0	0.0	-
12:08	0.0	0.0	12:08	0.0	0.0	-
12:09	0.0	0.0	12:09	0.0	0.0	-
12:10	0.0	0.0	12:10	0.0	0.0	-
12:11	0.0	0.0	12:11	0.0	0.0	-
12:12	0.0	0.0	12:12	0.0	0.0	-
12:13	0.0	0.0	12:13	0.0	0.0	-
12:14	0.0	0.0	12:14	0.0	0.0	-
12:15	0.0	0.0	12:15	0.0	0.0	-
12:16	0.0	0.0	12:16	0.0	0.0	-
12:17	0.0	0.0	12:17	0.0	0.0	-
12:18	0.0	0.0	12:18	0.0	0.0	-
12:19	0.0	0.0	12:19	0.0	0.0	-
12:20	0.0	0.0	12:20	0.0	0.0	-
12:21	0.0	0.0	12:21	0.0	0.0	-
12:22	0.0	0.0	12:22	0.0	0.0	-
12:23	0.0	0.0	12:23	0.0	0.0	-
12:24	0.0	0.0	12:24	0.0	0.0	-
12:25	0.0	0.0	12:25	0.0	0.0	-
12:26	0.0	0.0	12:26	0.0	0.0	-
12:27	0.0	0.0	12:27	0.0	0.0	-
12:28	0.0	0.0	12:28	0.0	0.0	-
12:29	0.0	0.0	12:29	0.0	0.0	-
12:30	0.0	0.0	12:30	0.0	0.0	-
12:31	0.0	0.0	12:31	0.0	0.0	-
12:32	0.0	0.0	12:32	0.0	0.0	-
12:33	0.0	0.0	12:33	0.0	0.0	-
12:34	0.0	0.0	12:34	0.0	0.0	-
12:35	0.0	0.0	12:35	0.0	0.0	-
12:36	0.0	0.0	12:36	0.0	0.0	-

Grand Union Bowling Alley Site
BCP #360222
150 Westchester Avenue, Port Chester
October 25, 2024

PID DATA						
Upwind			Downwind			
Time	Concentration (ppm)	15-Min Avg Concentration (ppm)	Time	Concentration (ppm)	15-Min Avg Concentration (ppm)	Exceeds VOC Alarm Limit
12:37	0.0	0.0	12:37	0.0	0.0	-
12:38	0.0	0.0	12:38	0.0	0.0	-
12:39	0.0	0.0	12:39	0.0	0.0	-
12:40	0.0	0.0	12:40	0.0	0.0	-
12:41	0.0	0.0	12:41	0.0	0.0	-
12:42	0.0	0.0	12:42	0.0	0.0	-
12:43	0.0	0.0	12:43	0.0	0.0	-
12:44	0.0	0.0	12:44	0.0	0.0	-
12:45	0.0	0.0	12:45	0.0	0.0	-
12:46	0.0	0.0	12:46	0.0	0.0	-
12:47	0.0	0.0	12:47	0.0	0.0	-
12:48	0.0	0.0	12:48	0.0	0.0	-
12:49	0.0	0.0	12:49	0.0	0.0	-
12:50	0.0	0.0	12:50	0.0	0.0	-
12:51	0.0	0.0	12:51	0.0	0.0	-
12:52	0.0	0.0	12:52	0.0	0.0	-
12:53	0.0	0.0	12:53	0.0	0.0	-
12:54	0.0	0.0	12:54	0.0	0.0	-
12:55	0.0	0.0	12:55	0.0	0.0	-
12:56	0.0	0.0	12:56	0.0	0.0	-
12:57	0.0	0.0	12:57	0.0	0.0	-
12:58	0.0	0.0	12:58	0.0	0.0	-
12:59	0.0	0.0	12:59	0.0	0.0	-
13:00	0.0	0.0	13:00	0.0	0.0	-
13:01	0.0	0.0	13:01	0.0	0.0	-
13:02	0.0	0.0	13:02	0.0	0.0	-
13:03	0.0	0.0	13:03	0.0	0.0	-
13:04	0.0	0.0	13:04	0.0	0.0	-
13:05	0.0	0.0	13:05	0.0	0.0	-
13:06	0.0	0.0	13:06	0.0	0.0	-
13:07	0.0	0.0	13:07	0.0	0.0	-
13:08	0.0	0.0	13:08	0.0	0.0	-
13:09	0.0	0.0	13:09	0.0	0.0	-
13:10	0.0	0.0	13:10	0.0	0.0	-
13:11	0.0	0.0	13:11	0.0	0.0	-
13:12	0.0	0.0	13:12	0.0	0.0	-
13:13	0.0	0.0	13:13	0.0	0.0	-
13:14	0.0	0.0	13:14	0.0	0.0	-
13:15	0.0	0.0	13:15	0.0	0.0	-
13:16	0.0	0.0	13:16	0.0	0.0	-
13:17	0.0	0.0	13:17	0.0	0.0	-
13:18	0.0	0.0	13:18	0.0	0.0	-
13:19	0.0	0.0	13:19	0.0	0.0	-
13:20	0.0	0.0	13:20	0.0	0.0	-
13:21	0.0	0.0	13:21	0.0	0.0	-
13:22	0.0	0.0	13:22	0.0	0.0	-
13:23	0.0	0.0	13:23	0.0	0.0	-
13:24	0.0	0.0	13:24	0.0	0.0	-
13:25	0.0	0.0	13:25	0.0	0.0	-

Grand Union Bowling Alley Site
BCP #360222
150 Westchester Avenue, Port Chester
October 25, 2024

PID DATA						
Upwind			Downwind			
Time	Concentration (ppm)	15-Min Avg Concentration (ppm)	Time	Concentration (ppm)	15-Min Avg Concentration (ppm)	Exceeds VOC Alarm Limit
13:26	0.0	0.0	13:26	0.0	0.0	-
13:27	0.0	0.0	13:27	0.0	0.0	-
13:28	0.0	0.0	13:28	0.0	0.0	-
13:29	0.0	0.0	13:29	0.0	0.0	-
13:30	0.0	0.0	13:30	0.0	0.0	-
13:31	0.0	0.0	13:31	0.0	0.0	-
13:32	0.0	0.0	13:32	0.0	0.0	-
13:33	0.0	0.0	13:33	0.0	0.0	-
13:34	0.0	0.0	13:34	0.0	0.0	-
13:35	0.0	0.0	13:35	0.0	0.0	-
13:36	0.0	0.0	13:36	0.0	0.0	-
13:37	0.0	0.0	13:37	0.0	0.0	-
13:38	0.0	0.0	13:38	0.0	0.0	-
13:39	0.0	0.0	13:39	0.0	0.0	-
13:40	0.0	0.0	13:40	0.0	0.0	-
13:41	0.0	0.0	13:41	0.0	0.0	-
13:42	0.0	0.0	13:42	0.0	0.0	-
13:43	0.0	0.0	13:43	0.0	0.0	-
13:44	0.0	0.0	13:44	0.0	0.0	-
13:45	0.0	0.0	13:45	0.0	0.0	-
13:46	0.0	0.0	13:46	0.0	0.0	-
13:47	0.0	0.0	13:47	0.0	0.0	-
13:48	0.0	0.0	13:48	0.0	0.0	-
13:49	0.0	0.0	13:49	0.0	0.0	-
13:50	0.0	0.0	13:50	0.0	0.0	-
13:51	0.0	0.0	13:51	0.0	0.0	-
13:52	0.0	0.0	13:52	0.0	0.0	-
13:53	0.0	0.0	13:53	0.0	0.0	-
13:54	0.0	0.0	13:54	0.0	0.0	-
13:55	0.0	0.0	13:55	0.0	0.0	-
13:56	0.0	0.0	13:56	0.0	0.0	-
13:57	0.0	0.0	13:57	0.0	0.0	-
13:58	0.0	0.0	13:58	0.0	0.0	-
13:59	0.0	0.0	13:59	0.0	0.0	-
14:00	0.0	0.0	14:00	0.0	0.0	-
14:01	0.0	0.0	14:01	0.0	0.0	-
14:02	0.0	0.0	14:02	0.0	0.0	-
14:03	0.0	0.0	14:03	0.0	0.0	-
14:04	0.0	0.0	14:04	0.0	0.0	-
14:05	0.0	0.0	14:05	0.0	0.0	-
14:06	0.0	0.0	14:06	0.0	0.0	-
14:07	0.0	0.0	14:07	0.0	0.0	-
14:08	0.0	0.0	14:08	0.0	0.0	-
14:09	0.0	0.0	14:09	0.0	0.0	-
14:10	0.0	0.0	14:10	0.0	0.0	-
14:11	0.0	0.0	14:11	0.0	0.0	-
14:12	0.0	0.0	14:12	0.0	0.0	-
14:13	0.0	0.0	14:13	0.0	0.0	-
14:14	0.0	0.0	14:14	0.0	0.0	-

Grand Union Bowling Alley Site
BCP #360222
150 Westchester Avenue, Port Chester
October 25, 2024

PID DATA						
Upwind			Downwind			
Time	Concentration (ppm)	15-Min Avg Concentration (ppm)	Time	Concentration (ppm)	15-Min Avg Concentration (ppm)	Exceeds VOC Alarm Limit
14:15	0.0	0.0	14:15	0.0	0.0	-
14:16	0.0	0.0	14:16	0.0	0.0	-
14:17	0.0	0.0	14:17	0.0	0.0	-
14:18	0.0	0.0	14:18	0.0	0.0	-
14:19	0.0	0.0	14:19	0.0	0.0	-
14:20	0.0	0.0	14:20	0.0	0.0	-
14:21	0.0	0.0	14:21	0.0	0.0	-
14:22	0.0	0.0	14:22	0.0	0.0	-
14:23	0.0	0.0	14:23	0.0	0.0	-
14:24	0.0	0.0	14:24	0.0	0.0	-
14:25	0.0	0.0	14:25	0.0	0.0	-
14:26	0.0	0.0	14:26	0.0	0.0	-
14:27	0.0	0.0	14:27	0.0	0.0	-
14:28	0.0	0.0	14:28	0.0	0.0	-
14:29	0.0	0.0	14:29	0.0	0.0	-
14:30	0.0	0.0	14:30	0.0	0.0	-
14:31	0.0	0.0	14:31	0.0	0.0	-
14:32	0.0	0.0	14:32	0.0	0.0	-
14:33	0.0	0.0	14:33	0.0	0.0	-
14:34	0.0	0.0	14:34	0.0	0.0	-
14:35	0.0	0.0	14:35	0.0	0.0	-
14:36	0.0	0.0	14:36	0.0	0.0	-
14:37	0.0	0.0	14:37	0.0	0.0	-
14:38	0.0	0.0	14:38	0.0	0.0	-
14:39	0.0	0.0	14:39	0.0	0.0	-
14:40	0.0	0.0	14:40	0.0	0.0	-
14:41	0.0	0.0	14:41	0.0	0.0	-
14:42	0.0	0.0	14:42	0.0	0.0	-
14:43	0.0	0.0	14:43	0.0	0.0	-
14:44	0.0	0.0	14:44	0.0	0.0	-
14:45	0.0	0.0	14:45	0.0	0.0	-
14:46	0.0	0.0	14:46	0.0	0.0	-
14:47	0.0	0.0	14:47	0.0	0.0	-
14:48	0.0	0.0	14:48	0.0	0.0	-
14:49	0.0	0.0	14:49	0.0	0.0	-
14:50	0.0	0.0	14:50	0.0	0.0	-
14:51	0.0	0.0	14:51	0.0	0.0	-
14:52	0.0	0.0	14:52	0.0	0.0	-
14:53	0.0	0.0	14:53	0.0	0.0	-

SESI CONSULTING ENGINEERS

959 US-46 Floor 3, Suite 300 - Parsippany-Troy Hills, NJ

DAILY AIR MONITORING REPORT
150 Westchester Avenue
Port Chester, New York

10/28/2024

Rev. No. 0 | Page 1 of 2

Project Number: 11895A

Dust Action Level: 150 µg/m^3

VOC Action Level: 5 ppm

Weather Data Range for Work Day		Wind Direction	SE	Relative Humidity (%)	39.0 - 75.0	Daily Rain Total (in)	0.00	Readings in the summary table and graphs below are the reported downwind concentrations.
Temperature (°F)	39.0 - 58.0	Wind Speed (MPH)	0.7 - 6.5	Barometer (inHg)	30.40 - 30.50	Avg. Dew Point Temp (°F)	37.1	

Station Location	Daily Avg. Dust Concentration (µg/m^3)	Max 15-Min Dust Concentration (µg/m^3)	Time of Max Dust Reading	Daily Avg. VOC Concentration (ppm)	Max 15-Min VOC Concentration (ppm)	Time of Max VOC Reading
Upwind	7.0	31.1	13:18	0.0	0.0	8:46
Downwind	6.8	10.3	15:01	0.0	0.0	8:44

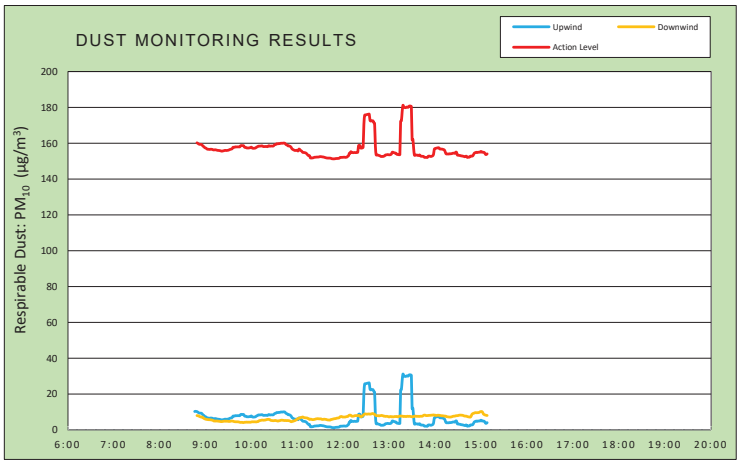

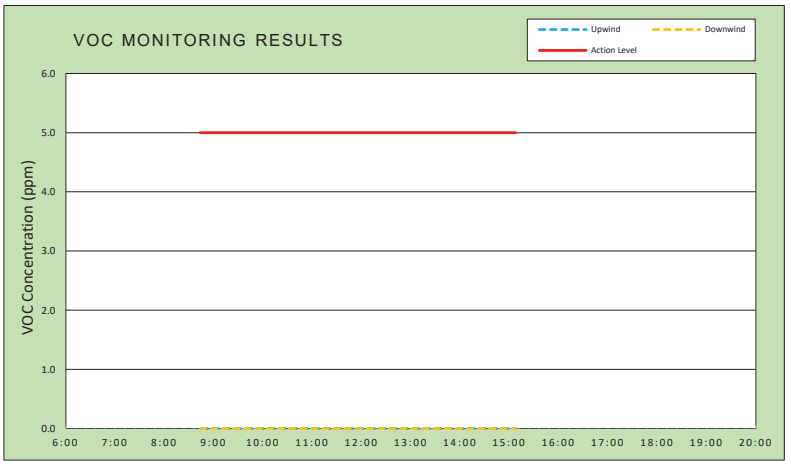

Air Monitoring Notes:

Weather Notes:

EMILCOTT
A Triumvirate Environmental Company

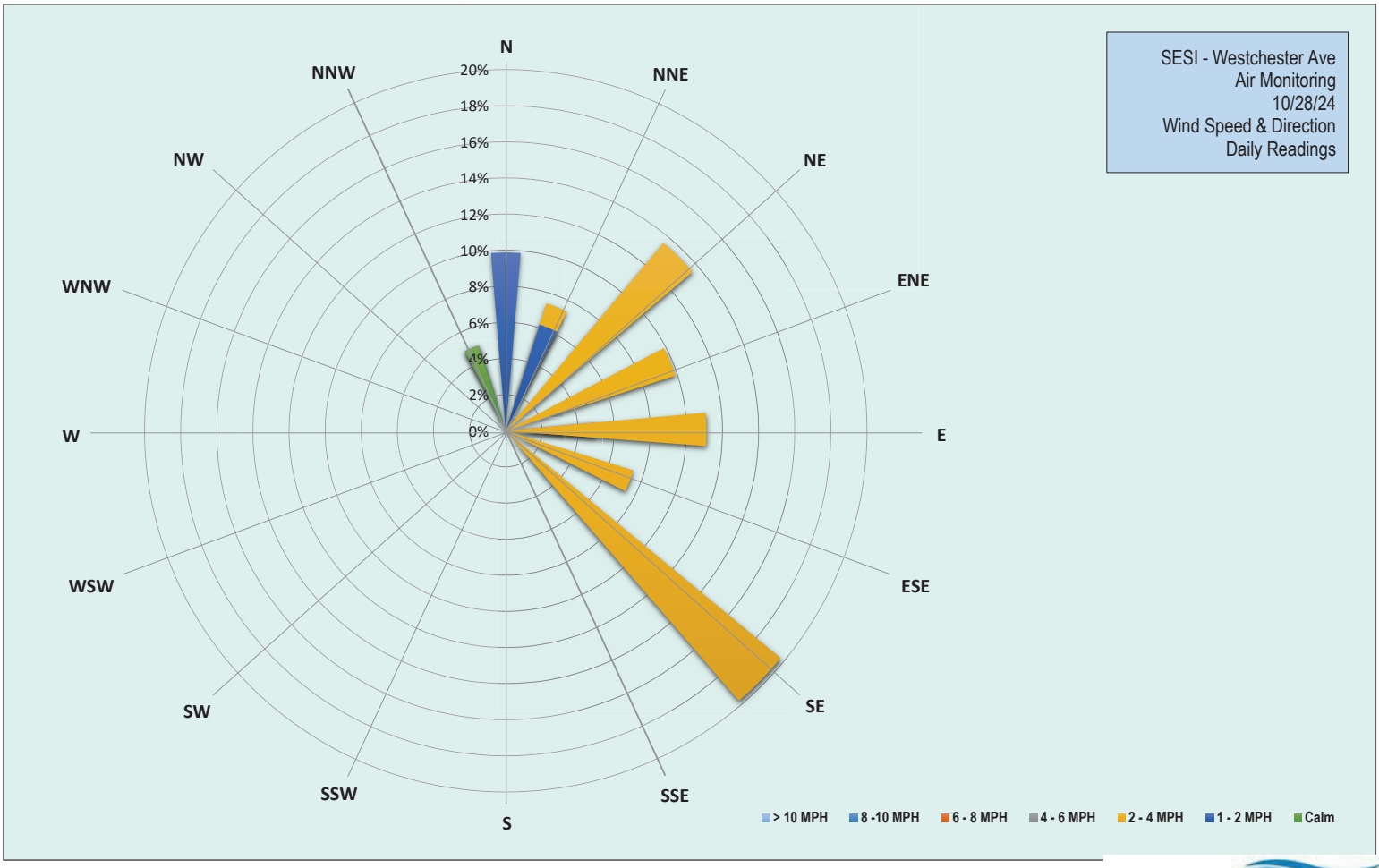

EMILCOTT
A Triumvirate Environmental Company

Grand Union Bowling Alley Site
BCP #360222
150 Westchester Avenue, Port Chester
October 28, 2024

Monday, October 28, 2024

Number of Instances Where Downwind Particulates Exceeds Upwind Particulate + 150 =	**0**
Number of Comparable Data Points =	**380**
Start Time:	**8:31**
End Time:	**15:08**

PARTICULATE DATA

Upwind			Downwind			
Time	Concentration (ug/m^3)	15-Min Avg Concentration (ug/m^3)	Time	Concentration (ug/m^3)	15-Min Avg Concentration (ug/m^3)	Exceeds Particulate Alarm Limit
8:31	8.3	-	8:31	-	-	-
8:32	9.6	-	8:32	-	-	-
8:33	9.8	-	8:33	-	-	-
8:34	8.2	-	8:34	14.7	-	-
8:35	11.4	-	8:35	7.3	-	-
8:36	13.4	-	8:36	7.3	-	-
8:37	10.2	-	8:37	9.3	-	-
8:38	6.6	-	8:38	8.0	-	-
8:39	6.0	-	8:39	7.8	-	-
8:40	9.8	-	8:40	7.8	-	-
8:41	12.8	-	8:41	7.5	-	-
8:42	13.8	-	8:42	12.3	-	-
8:43	9.0	-	8:43	10.0	-	-
8:44	14.0	-	8:44	9.5	-	-
8:45	10.4	-	8:45	8.5	-	-
8:46	9.6	10.3	8:46	8.0	-	-
8:47	11.0	10.4	8:47	5.3	-	-
8:48	8.6	10.3	8:48	5.5	-	-
8:49	7.0	10.2	8:49	6.8	8.0	-
8:50	7.4	10.0	8:50	5.8	7.9	-
8:51	8.8	9.7	8:51	6.0	7.9	-
8:52	6.8	9.4	8:52	5.3	7.6	-
8:53	5.6	9.4	8:53	5.3	7.4	-
8:54	6.0	9.4	8:54	5.8	7.3	-
8:55	8.2	9.3	8:55	5.8	7.1	-
8:56	6.4	8.8	8:56	9.3	7.3	-
8:57	6.2	8.3	8:57	5.8	6.8	-
8:58	5.4	8.1	8:58	4.8	6.5	-
8:59	6.6	7.6	8:59	6.0	6.2	-
9:00	7.2	7.4	9:00	6.0	6.1	-
9:01	6.6	7.2	9:01	6.0	5.9	-
9:02	5.4	6.8	9:02	4.3	5.9	-
9:03	6.2	6.7	9:03	4.5	5.8	-
9:04	6.8	6.6	9:04	5.8	5.7	-
9:05	6.4	6.6	9:05	5.8	5.7	-
9:06	8.6	6.6	9:06	5.3	5.7	-
9:07	8.4	6.7	9:07	4.8	5.7	-
9:08	4.8	6.6	9:08	4.0	5.6	-
9:09	5.0	6.5	9:09	4.0	5.5	-
9:10	5.2	6.3	9:10	3.8	5.3	-
9:11	5.2	6.3	9:11	4.8	5.0	-
9:12	7.0	6.3	9:12	5.5	5.0	-

Grand Union Bowling Alley Site
BCP #360222
150 Westchester Avenue, Port Chester
October 28, 2024

PARTICULATE DATA						
Upwind			Downwind			Exceeds Particulate Alarm Limit
Time	Concentration (ug/m^3)	15-Min Avg Concentration (ug/m^3)	Time	Concentration (ug/m^3)	15-Min Avg Concentration (ug/m^3)	
9:13	5.8	6.3	9:13	4.3	5.0	-
9:14	5.2	6.3	9:14	6.5	5.0	-
9:15	5.4	6.1	9:15	5.8	5.0	-
9:16	5.0	6.0	9:16	5.5	5.0	-
9:17	4.8	6.0	9:17	3.3	4.9	-
9:18	5.6	5.9	9:18	4.0	4.9	-
9:19	5.4	5.9	9:19	4.5	4.8	-
9:20	5.0	5.8	9:20	4.5	4.7	-
9:21	6.4	5.6	9:21	4.8	4.7	-
9:22	8.4	5.6	9:22	5.4	4.7	-
9:23	6.6	5.7	9:23	5.4	4.8	-
9:24	6.2	5.8	9:24	4.6	4.8	-
9:25	7.4	6.0	9:25	4.8	4.9	-
9:26	6.2	6.0	9:26	4.6	4.9	-
9:27	5.8	5.9	9:27	4.8	4.8	-
9:28	6.4	6.0	9:28	5.4	4.9	-
9:29	6.0	6.0	9:29	5.4	4.8	-
9:30	6.6	6.1	9:30	5.0	4.8	-
9:31	7.8	6.3	9:31	4.6	4.7	-
9:32	7.8	6.5	9:32	4.2	4.8	-
9:33	7.8	6.6	9:33	4.8	4.9	-
9:34	7.3	6.8	9:34	6.6	5.0	-
9:35	8.0	7.0	9:35	4.4	5.0	-
9:36	17.5	7.7	9:36	3.2	4.9	-
9:37	9.0	7.8	9:37	3.4	4.7	-
9:38	6.3	7.7	9:38	3.6	4.6	-
9:39	10.0	8.0	9:39	4.0	4.6	-
9:40	6.8	7.9	9:40	4.4	4.6	-
9:41	6.5	8.0	9:41	4.6	4.6	-
9:42	6.0	8.0	9:42	4.6	4.5	-
9:43	6.5	8.0	9:43	5.0	4.5	-
9:44	6.0	8.0	9:44	3.8	4.4	-
9:45	7.0	8.0	9:45	3.2	4.3	-
9:46	16.8	8.6	9:46	3.4	4.2	-
9:47	9.3	8.7	9:47	4.6	4.2	-
9:48	7.3	8.7	9:48	5.0	4.3	-
9:49	6.8	8.6	9:49	4.8	4.1	-
9:50	7.8	8.6	9:50	4.4	4.1	-
9:51	6.0	7.9	9:51	5.2	4.3	-
9:52	6.0	7.7	9:52	4.0	4.3	-
9:53	6.3	7.7	9:53	3.6	4.3	-
9:54	5.8	7.4	9:54	5.0	4.4	-
9:55	6.8	7.4	9:55	3.6	4.3	-
9:56	6.3	7.4	9:56	4.6	4.3	-
9:57	6.5	7.4	9:57	5.2	4.4	-
9:58	8.3	7.5	9:58	4.2	4.3	-
9:59	6.8	7.6	9:59	4.2	4.3	-
10:00	11.3	7.8	10:00	5.0	4.5	-
10:01	9.8	7.4	10:01	4.8	4.5	-

Grand Union Bowling Alley Site
BCP #360222
150 Westchester Avenue, Port Chester
October 28, 2024

PARTICULATE DATA						
Upwind			Downwind			Exceeds Particulate Alarm Limit
Time	Concentration (ug/m^3)	15-Min Avg Concentration (ug/m^3)	Time	Concentration (ug/m^3)	15-Min Avg Concentration (ug/m^3)	
10:02	6.8	7.2	10:02	4.4	4.5	-
10:03	7.0	7.2	10:03	5.0	4.5	-
10:04	7.5	7.2	10:04	5.0	4.5	-
10:05	8.8	7.3	10:05	4.4	4.5	-
10:06	9.3	7.5	10:06	4.4	4.5	-
10:07	11.5	7.9	10:07	4.6	4.5	-
10:08	8.0	8.0	10:08	5.8	4.7	-
10:09	10.8	8.3	10:09	5.2	4.7	-
10:10	7.5	8.4	10:10	9.6	5.1	-
10:11	6.3	8.4	10:11	7.0	5.3	-
10:12	7.3	8.4	10:12	5.6	5.3	-
10:13	8.8	8.5	10:13	6.4	5.4	-
10:14	7.8	8.5	10:14	5.4	5.5	-
10:15	7.8	8.3	10:15	4.4	5.5	-
10:16	7.3	8.1	10:16	4.2	5.4	-
10:17	7.3	8.2	10:17	5.4	5.5	-
10:18	6.8	8.2	10:18	5.4	5.5	-
10:19	8.5	8.2	10:19	6.8	5.6	-
10:20	8.0	8.2	10:20	6.6	5.8	-
10:21	8.0	8.1	10:21	5.4	5.9	-
10:22	16.0	8.4	10:22	6.0	5.9	-
10:23	11.8	8.6	10:23	4.2	5.8	-
10:24	7.0	8.4	10:24	4.6	5.8	-
10:25	7.5	8.4	10:25	4.2	5.4	-
10:26	7.0	8.4	10:26	4.8	5.3	-
10:27	7.5	8.5	10:27	5.0	5.3	-
10:28	8.0	8.4	10:28	5.4	5.2	-
10:29	10.0	8.6	10:29	5.2	5.2	-
10:30	14.3	9.0	10:30	5.0	5.2	-
10:31	11.3	9.3	10:31	5.4	5.3	-
10:32	8.3	9.3	10:32	4.4	5.2	-
10:33	12.5	9.7	10:33	4.2	5.1	-
10:34	8.5	9.7	10:34	5.2	5.0	-
10:35	8.0	9.7	10:35	5.4	5.0	-
10:36	9.8	9.8	10:36	8.5	5.2	-
10:37	15.5	9.8	10:37	5.8	5.2	-
10:38	14.0	9.9	10:38	7.0	5.3	-
10:39	8.3	10.0	10:39	6.0	5.4	-
10:40	7.0	10.0	10:40	4.5	5.5	-
10:41	7.5	10.0	10:41	4.0	5.4	-
10:42	8.5	10.1	10:42	4.0	5.3	-
10:43	7.8	10.1	10:43	4.5	5.3	-
10:44	7.8	9.9	10:44	4.8	5.2	-
10:45	6.3	9.4	10:45	5.8	5.3	-
10:46	7.3	9.1	10:46	4.3	5.2	-
10:47	6.0	9.0	10:47	4.8	5.2	-
10:48	5.5	8.5	10:48	4.3	5.2	-
10:49	9.0	8.5	10:49	4.0	5.2	-
10:50	6.0	8.4	10:50	4.3	5.1	-

Grand Union Bowling Alley Site
BCP #360222
150 Westchester Avenue, Port Chester
October 28, 2024

PARTICULATE DATA						
Upwind			Downwind			Exceeds Particulate Alarm Limit
Time	Concentration (ug/m^3)	15-Min Avg Concentration (ug/m^3)	Time	Concentration (ug/m^3)	15-Min Avg Concentration (ug/m^3)	
10:51	6.0	8.2	10:51	5.0	4.9	-
10:52	8.8	7.7	10:52	2.0	4.6	-
10:53	2.8	7.0	10:53	8.5	4.7	-
10:54	3.0	6.6	10:54	7.8	4.8	-
10:55	3.3	6.4	10:55	6.3	4.9	-
10:56	4.3	6.1	10:56	6.5	5.1	-
10:57	6.0	6.0	10:57	6.3	5.3	-
10:58	8.3	6.0	10:58	7.8	5.5	-
10:59	8.8	6.1	10:59	10.3	5.8	-
11:00	5.3	6.0	11:00	7.0	5.9	-
11:01	2.3	5.7	11:01	12.0	6.4	-
11:02	21.3	6.7	11:02	5.8	6.5	-
11:03	4.5	6.6	11:03	6.3	6.6	-
11:04	1.5	6.1	11:04	7.8	6.9	-
11:05	1.5	5.8	11:05	6.0	7.0	-
11:06	1.0	5.5	11:06	5.8	7.1	-
11:07	0.8	5.0	11:07	5.3	7.3	-
11:08	1.3	4.9	11:08	5.3	7.1	-
11:09	2.5	4.8	11:09	5.3	6.9	-
11:10	1.8	4.7	11:10	5.3	6.8	-
11:11	2.3	4.6	11:11	5.5	6.8	-
11:12	1.3	4.3	11:12	5.8	6.7	-
11:13	1.5	3.8	11:13	6.8	6.7	-
11:14	1.0	3.3	11:14	6.0	6.4	-
11:15	2.0	3.1	11:15	6.0	6.3	-
11:16	2.8	3.1	11:16	5.0	5.8	-
11:17	2.5	1.9	11:17	8.5	6.0	-
11:18	3.3	1.8	11:18	6.0	6.0	-
11:19	1.3	1.8	11:19	5.5	5.9	-
11:20	2.5	1.8	11:20	4.8	5.8	-
11:21	2.3	1.9	11:21	6.0	5.8	-
11:22	3.5	2.1	11:22	6.5	5.9	-
11:23	2.8	2.2	11:23	6.5	6.0	-
11:24	2.5	2.2	11:24	7.8	6.1	-
11:25	2.8	2.3	11:25	6.3	6.2	-
11:26	2.5	2.3	11:26	6.8	6.3	-
11:27	1.5	2.3	11:27	6.0	6.3	-
11:28	2.0	2.3	11:28	5.8	6.2	-
11:29	2.8	2.5	11:29	5.8	6.2	-
11:30	3.5	2.6	11:30	5.8	6.2	-
11:31	1.8	2.5	11:31	5.0	6.2	-
11:32	2.3	2.5	11:32	5.0	6.0	-
11:33	1.5	2.4	11:33	5.0	5.9	-
11:34	1.0	2.3	11:34	6.0	5.9	-
11:35	0.5	2.2	11:35	6.3	6.0	-
11:36	0.3	2.1	11:36	5.3	6.0	-
11:37	1.8	2.0	11:37	5.5	5.9	-
11:38	0.8	1.8	11:38	5.5	5.8	-
11:39	1.5	1.8	11:39	5.3	5.7	-

Grand Union Bowling Alley Site
BCP #360222
150 Westchester Avenue, Port Chester
October 28, 2024

PARTICULATE DATA						
Upwind			Downwind			Exceeds Particulate Alarm Limit
Time	Concentration (ug/m^3)	15-Min Avg Concentration (ug/m^3)	Time	Concentration (ug/m^3)	15-Min Avg Concentration (ug/m^3)	
11:40	2.3	1.7	11:40	5.0	5.6	-
11:41	2.5	1.7	11:41	6.3	5.6	-
11:42	1.5	1.7	11:42	5.8	5.5	-
11:43	1.3	1.7	11:43	5.5	5.5	-
11:44	1.5	1.6	11:44	10.8	5.9	-
11:45	0.5	1.4	11:45	6.0	5.9	-
11:46	1.0	1.3	11:46	7.0	6.0	-
11:47	1.5	1.3	11:47	6.8	6.1	-
11:48	1.8	1.3	11:48	6.8	6.2	-
11:49	1.5	1.3	11:49	7.0	6.3	-
11:50	1.8	1.4	11:50	7.0	6.4	-
11:51	1.5	1.5	11:51	7.0	6.5	-
11:52	1.3	1.5	11:52	7.8	6.6	-
11:53	2.0	1.6	11:53	6.0	6.7	-
11:54	1.5	1.6	11:54	6.5	6.7	-
11:55	4.8	1.7	11:55	7.5	6.9	-
11:56	8.0	2.1	11:56	13.3	7.4	-
11:57	1.5	2.1	11:57	7.0	7.5	-
11:58	1.8	2.1	11:58	6.3	7.5	-
11:59	1.8	2.1	11:59	6.5	7.2	-
12:00	1.0	2.2	12:00	6.0	7.2	-
12:01	1.8	2.2	12:01	7.0	7.2	-
12:02	1.0	2.2	12:02	6.8	7.2	-
12:03	0.8	2.1	12:03	7.3	7.3	-
12:04	2.8	2.2	12:04	9.5	7.4	-
12:05	3.5	2.3	12:05	8.0	7.5	-
12:06	8.5	2.8	12:06	7.8	7.5	-
12:07	5.8	3.1	12:07	13.8	7.9	-
12:08	21.5	4.4	12:08	10.5	8.2	-
12:09	1.8	4.4	12:09	6.8	8.3	-
12:10	18.3	5.3	12:10	6.0	8.2	-
12:11	1.5	4.9	12:11	6.8	7.7	-
12:12	0.8	4.8	12:12	6.3	7.7	-
12:13	0.5	4.7	12:13	6.8	7.7	-
12:14	2.5	4.8	12:14	7.5	7.8	-
12:15	1.8	4.8	12:15	8.8	8.0	-
12:16	0.8	4.8	12:16	7.8	8.0	-
12:17	1.3	4.8	12:17	7.3	8.0	-
12:18	2.0	4.9	12:18	7.3	8.0	-
12:19	4.0	5.0	12:19	8.5	8.0	-
12:20	58.8	8.6	12:20	9.0	8.0	-
12:21	12.0	8.9	12:21	7.5	8.0	-
12:22	2.0	8.6	12:22	6.8	7.6	-
12:23	1.5	7.3	12:23	8.0	7.4	-
12:24	2.5	7.3	12:24	7.3	7.4	-
12:25	19.3	7.4	12:25	12.3	7.8	-
12:26	6.8	7.8	12:26	11.0	8.1	-
12:27	192.3	20.5	12:27	13.3	8.6	-
12:28	77.8	25.7	12:28	10.8	8.9	-

Grand Union Bowling Alley Site
BCP #360222
150 Westchester Avenue, Port Chester
October 28, 2024

PARTICULATE DATA						
Upwind			Downwind			Exceeds Particulate Alarm Limit
Time	Concentration (ug/m^3)	15-Min Avg Concentration (ug/m^3)	Time	Concentration (ug/m^3)	15-Min Avg Concentration (ug/m^3)	
12:29	4.8	25.8	12:29	9.0	9.0	-
12:30	2.3	25.9	12:30	7.3	8.9	-
12:31	3.3	26.0	12:31	7.3	8.8	-
12:32	2.8	26.1	12:32	7.8	8.9	-
12:33	3.0	26.2	12:33	8.3	8.9	-
12:34	5.0	26.3	12:34	8.3	8.9	-
12:35	6.5	22.8	12:35	7.8	8.8	-
12:36	6.3	22.4	12:36	8.5	8.9	-
12:37	4.0	22.5	12:37	8.8	9.0	-
12:38	1.8	22.5	12:38	9.8	9.1	-
12:39	1.3	22.5	12:39	7.3	9.1	-
12:40	3.5	21.4	12:40	8.3	8.9	-
12:41	2.5	21.1	12:41	9.0	8.7	-
12:42	2.8	8.5	12:42	6.0	8.3	-
12:43	3.0	3.5	12:43	6.8	8.0	-
12:44	3.0	3.4	12:44	8.3	7.9	-
12:45	3.0	3.4	12:45	8.3	8.0	-
12:46	0.8	3.3	12:46	6.5	8.0	-
12:47	0.8	3.1	12:47	6.3	7.9	-
12:48	1.0	3.0	12:48	10.0	8.0	-
12:49	0.0	2.7	12:49	8.8	8.0	-
12:50	5.5	2.6	12:50	9.5	8.1	-
12:51	7.3	2.7	12:51	7.0	8.0	-
12:52	3.0	2.6	12:52	7.3	7.9	-
12:53	5.0	2.8	12:53	6.3	7.7	-
12:54	2.8	2.9	12:54	7.8	7.7	-
12:55	11.0	3.4	12:55	6.0	7.6	-
12:56	3.8	3.5	12:56	9.5	7.6	-
12:57	3.8	3.6	12:57	6.0	7.6	-
12:58	4.5	3.7	12:58	5.8	7.5	-
12:59	2.0	3.6	12:59	6.3	7.4	-
13:00	2.3	3.6	13:00	6.0	7.3	-
13:01	1.0	3.6	13:01	9.3	7.4	-
13:02	2.5	3.7	13:02	7.3	7.5	-
13:03	6.0	4.0	13:03	7.0	7.3	-
13:04	14.5	5.0	13:04	10.5	7.4	-
13:05	5.3	5.0	13:05	7.8	7.3	-
13:06	4.3	4.8	13:06	7.8	7.4	-
13:07	1.3	4.7	13:07	9.0	7.5	-
13:08	1.5	4.4	13:08	6.8	7.5	-
13:09	3.3	4.5	13:09	7.0	7.5	-
13:10	2.0	3.9	13:10	7.8	7.6	-
13:11	2.0	3.7	13:11	6.0	7.3	-
13:12	2.5	3.7	13:12	7.0	7.4	-
13:13	4.0	3.6	13:13	9.3	7.6	-
13:14	2.3	3.6	13:14	7.5	7.7	-
13:15	282.5	22.3	13:15	7.5	7.8	-
13:16	3.8	22.5	13:16	7.3	7.7	-
13:17	79.5	27.6	13:17	7.0	7.7	-

Grand Union Bowling Alley Site
BCP #360222
150 Westchester Avenue, Port Chester
October 28, 2024

PARTICULATE DATA						
Upwind			Downwind			Exceeds Particulate Alarm Limit
Time	Concentration (ug/m^3)	15-Min Avg Concentration (ug/m^3)	Time	Concentration (ug/m^3)	15-Min Avg Concentration (ug/m^3)	
13:18	58.5	31.1	13:18	7.5	7.7	-
13:19	1.3	30.3	13:19	6.8	7.5	-
13:20	1.3	30.0	13:20	9.5	7.6	-
13:21	2.3	29.9	13:21	7.8	7.6	-
13:22	2.8	30.0	13:22	7.3	7.5	-
13:23	5.5	30.2	13:23	8.5	7.6	-
13:24	1.3	30.1	13:24	8.3	7.7	-
13:25	2.0	30.1	13:25	6.3	7.6	-
13:26	10.8	30.7	13:26	7.0	7.6	-
13:27	4.3	30.8	13:27	6.8	7.6	-
13:28	1.8	30.6	13:28	8.0	7.5	-
13:29	1.5	30.6	13:29	6.3	7.4	-
13:30	3.0	12.0	13:30	6.3	7.4	-
13:31	7.8	12.2	13:31	8.5	7.4	-
13:32	2.3	7.1	13:32	7.5	7.5	-
13:33	1.5	3.3	13:33	10.0	7.6	-
13:34	1.5	3.3	13:34	8.5	7.8	-
13:35	3.3	3.4	13:35	7.5	7.6	-
13:36	1.8	3.4	13:36	8.0	7.6	-
13:37	2.3	3.4	13:37	6.8	7.6	-
13:38	2.0	3.1	13:38	8.8	7.6	-
13:39	4.8	3.4	13:39	7.0	7.5	-
13:40	3.5	3.5	13:40	7.3	7.6	-
13:41	2.0	2.9	13:41	7.8	7.7	-
13:42	2.3	2.7	13:42	6.8	7.7	-
13:43	1.5	2.7	13:43	8.0	7.7	-
13:44	1.3	2.7	13:44	9.0	7.8	-
13:45	1.5	2.6	13:45	11.0	8.2	-
13:46	1.0	2.2	13:46	10.3	8.3	-
13:47	1.8	2.1	13:47	7.3	8.3	-
13:48	1.5	2.1	13:48	7.0	8.1	-
13:49	1.3	2.1	13:49	8.0	8.0	-
13:50	2.8	2.1	13:50	7.8	8.0	-
13:51	11.8	2.7	13:51	8.5	8.1	-
13:52	3.0	2.8	13:52	8.0	8.2	-
13:53	2.3	2.8	13:53	8.8	8.2	-
13:54	2.3	2.6	13:54	7.5	8.2	-
13:55	3.8	2.7	13:55	8.3	8.3	-
13:56	4.8	2.8	13:56	7.8	8.3	-
13:57	5.5	3.1	13:57	7.8	8.3	-
13:58	14.0	3.9	13:58	8.8	8.4	-
13:59	43.5	6.7	13:59	7.0	8.2	-
14:00	6.5	7.0	14:00	11.5	8.3	-
14:01	3.3	7.2	14:01	7.3	8.1	-
14:02	3.5	7.3	14:02	7.8	8.1	-
14:03	2.8	7.4	14:03	8.5	8.2	-
14:04	2.8	7.5	14:04	7.8	8.2	-
14:05	2.0	7.4	14:05	8.3	8.2	-
14:06	3.0	6.9	14:06	6.8	8.1	-

Grand Union Bowling Alley Site
BCP #360222
150 Westchester Avenue, Port Chester
October 28, 2024

PARTICULATE DATA						
Upwind			Downwind			Exceeds Particulate Alarm Limit
Time	Concentration (ug/m^3)	15-Min Avg Concentration (ug/m^3)	Time	Concentration (ug/m^3)	15-Min Avg Concentration (ug/m^3)	
14:07	2.0	6.8	14:07	7.5	8.1	-
14:08	1.8	6.8	14:08	7.0	8.0	-
14:09	1.8	6.7	14:09	7.3	7.9	-
14:10	2.5	6.6	14:10	7.8	7.9	-
14:11	1.8	6.4	14:11	6.8	7.8	-
14:12	3.3	6.3	14:12	7.0	7.8	-
14:13	1.8	5.5	14:13	7.0	7.7	-
14:14	26.0	4.3	14:14	7.8	7.7	-
14:15	2.0	4.0	14:15	7.0	7.4	-
14:16	3.5	4.0	14:16	6.3	7.4	-
14:17	3.8	4.0	14:17	7.0	7.3	-
14:18	2.0	4.0	14:18	7.3	7.2	-
14:19	5.3	4.2	14:19	7.5	7.2	-
14:20	1.3	4.1	14:20	8.3	7.2	-
14:21	4.0	4.2	14:21	7.8	7.3	-
14:22	3.0	4.2	14:22	9.3	7.4	-
14:23	4.3	4.4	14:23	9.5	7.6	-
14:24	2.8	4.5	14:24	9.0	7.7	-
14:25	2.0	4.4	14:25	8.3	7.7	-
14:26	1.3	4.4	14:26	7.5	7.8	-
14:27	11.8	5.0	14:27	9.3	7.9	-
14:28	2.0	5.0	14:28	7.8	8.0	-
14:29	2.3	3.4	14:29	8.3	8.0	-
14:30	1.5	3.4	14:30	7.8	8.0	-
14:31	2.0	3.3	14:31	8.5	8.2	-
14:32	2.3	3.2	14:32	8.0	8.3	-
14:33	1.5	3.1	14:33	7.8	8.3	-
14:34	2.0	2.9	14:34	7.0	8.3	-
14:35	1.5	2.9	14:35	7.8	8.2	-
14:36	2.0	2.8	14:36	7.0	8.2	-
14:37	2.0	2.7	14:37	6.8	8.0	-
14:38	1.8	2.6	14:38	7.0	7.8	-
14:39	1.3	2.5	14:39	7.8	7.8	-
14:40	5.8	2.7	14:40	7.8	7.7	-
14:41	1.5	2.7	14:41	6.8	7.7	-
14:42	2.0	2.1	14:42	6.5	7.5	-
14:43	4.8	2.3	14:43	6.0	7.4	-
14:44	1.8	2.2	14:44	6.8	7.3	-
14:45	2.3	2.3	14:45	7.0	7.2	-
14:46	9.8	2.8	14:46	7.8	7.2	-
14:47	1.5	2.8	14:47	15.0	7.6	-
14:48	3.3	2.9	14:48	22.8	8.6	-
14:49	2.3	2.9	14:49	13.0	9.0	-
14:50	10.8	3.5	14:50	11.3	9.3	-
14:51	14.3	4.3	14:51	8.8	9.4	-
14:52	7.3	4.7	14:52	9.8	9.6	-
14:53	3.8	4.8	14:53	8.3	9.7	-
14:54	4.0	5.0	14:54	6.8	9.6	-
14:55	2.8	4.8	14:55	8.3	9.6	-

Grand Union Bowling Alley Site
BCP #360222
150 Westchester Avenue, Port Chester
October 28, 2024

PARTICULATE DATA						
Upwind			Downwind			Exceeds Particulate Alarm Limit
Time	Concentration (ug/m^3)	15-Min Avg Concentration (ug/m^3)	Time	Concentration (ug/m^3)	15-Min Avg Concentration (ug/m^3)	
14:56	4.3	5.0	14:56	7.0	9.7	-
14:57	2.3	5.0	14:57	7.8	9.7	-
14:58	5.5	5.0	14:58	8.0	9.9	-
14:59	2.0	5.1	14:59	11.5	10.2	-
15:00	8.5	5.5	15:00	8.0	10.3	-
15:01	2.8	5.0	15:01	8.0	10.3	-
15:02	2.0	5.0	15:02	9.3	9.9	-
15:03	1.8	4.9	15:03	9.3	9.0	-
15:04	1.5	4.9	15:04	7.8	8.6	-
15:05	3.8	4.4	15:05	7.8	8.4	-
15:06	4.0	3.7	15:06	7.0	8.3	-
15:07	7.5	3.8	15:07	7.8	8.2	-
15:08	8.5	4.1	15:08	7.3	8.1	-

Grand Union Bowling Alley Site
BCP #360222
150 Westchester Avenue, Port Chester
October 28, 2024

Monday, October 28, 2024						
					Number of Instances Where Downwind VOCs Exceeds Upwind VOCs + 5 =	0
					Number of Comparable Data Points =	383
					Start Time:	8:29
					End Time:	15:08
PID DATA						
Upwind			Downwind			
Time	Concentration (ppm)	15-Min Avg Concentration (ppm)	Time	Concentration (ppm)	15-Min Avg Concentration (ppm)	Exceeds VOC Alarm Limit
8:29	-	-	8:29	0.0	-	-
8:30	-	-	8:30	0.0	-	-
8:31	0.0	-	8:31	0.0	-	-
8:32	0.0	-	8:32	0.0	-	-
8:33	0.0	-	8:33	0.0	-	-
8:34	0.0	-	8:34	0.0	-	-
8:35	0.0	-	8:35	0.0	-	-
8:36	0.0	-	8:36	0.0	-	-
8:37	0.0	-	8:37	0.0	-	-
8:38	0.0	-	8:38	0.0	-	-
8:39	0.0	-	8:39	0.0	-	-
8:40	0.0	-	8:40	0.0	-	-
8:41	0.0	-	8:41	0.0	-	-
8:42	0.0	-	8:42	0.0	-	-
8:43	0.0	-	8:43	0.0	-	-
8:44	0.0	-	8:44	0.0	0.0	-
8:45	0.0	-	8:45	0.0	0.0	-
8:46	0.0	0.0	8:46	0.0	0.0	-
8:47	0.0	0.0	8:47	0.0	0.0	-
8:48	0.0	0.0	8:48	0.0	0.0	-
8:49	0.0	0.0	8:49	0.0	0.0	-
8:50	0.0	0.0	8:50	0.0	0.0	-
8:51	0.0	0.0	8:51	0.0	0.0	-
8:52	0.0	0.0	8:52	0.0	0.0	-
8:53	0.0	0.0	8:53	0.0	0.0	-
8:54	0.0	0.0	8:54	0.0	0.0	-
8:55	0.0	0.0	8:55	0.0	0.0	-
8:56	0.0	0.0	8:56	0.0	0.0	-
8:57	0.0	0.0	8:57	0.0	0.0	-
8:58	0.0	0.0	8:58	0.0	0.0	-
8:59	0.0	0.0	8:59	0.0	0.0	-
9:00	0.0	0.0	9:00	0.0	0.0	-
9:01	0.0	0.0	9:01	0.0	0.0	-
9:02	0.0	0.0	9:02	0.0	0.0	-
9:03	0.0	0.0	9:03	0.0	0.0	-
9:04	0.0	0.0	9:04	0.0	0.0	-
9:05	0.0	0.0	9:05	0.0	0.0	-
9:06	0.0	0.0	9:06	0.0	0.0	-
9:07	0.0	0.0	9:07	0.0	0.0	-
9:08	0.0	0.0	9:08	0.0	0.0	-
9:09	0.0	0.0	9:09	0.0	0.0	-
9:10	0.0	0.0	9:10	0.0	0.0	-
9:11	0.0	0.0	9:11	0.0	0.0	-

Grand Union Bowling Alley Site
BCP #360222
150 Westchester Avenue, Port Chester
October 28, 2024

PID DATA						
Upwind			Downwind			
Time	Concentration (ppm)	15-Min Avg Concentration (ppm)	Time	Concentration (ppm)	15-Min Avg Concentration (ppm)	Exceeds VOC Alarm Limit
9:12	0.0	0.0	9:12	0.0	0.0	-
9:13	0.0	0.0	9:13	0.0	0.0	-
9:14	0.0	0.0	9:14	0.0	0.0	-
9:15	0.0	0.0	9:15	0.0	0.0	-
9:16	0.0	0.0	9:16	0.0	0.0	-
9:17	0.0	0.0	9:17	0.0	0.0	-
9:18	0.0	0.0	9:18	0.0	0.0	-
9:19	0.0	0.0	9:19	0.0	0.0	-
9:20	0.0	0.0	9:20	0.0	0.0	-
9:21	0.0	0.0	9:21	0.0	0.0	-
9:22	0.0	0.0	9:22	0.0	0.0	-
9:23	0.0	0.0	9:23	0.0	0.0	-
9:24	0.0	0.0	9:24	0.0	0.0	-
9:25	0.0	0.0	9:25	0.0	0.0	-
9:26	0.0	0.0	9:26	0.0	0.0	-
9:27	0.0	0.0	9:27	0.0	0.0	-
9:28	0.0	0.0	9:28	0.0	0.0	-
9:29	0.0	0.0	9:29	0.0	0.0	-
9:30	0.0	0.0	9:30	0.0	0.0	-
9:31	0.0	0.0	9:31	0.0	0.0	-
9:32	0.0	0.0	9:32	0.0	0.0	-
9:33	0.0	0.0	9:33	0.0	0.0	-
9:34	0.0	0.0	9:34	0.0	0.0	-
9:35	0.0	0.0	9:35	0.0	0.0	-
9:36	0.0	0.0	9:36	0.0	0.0	-
9:37	0.0	0.0	9:37	0.0	0.0	-
9:38	0.0	0.0	9:38	0.0	0.0	-
9:39	0.0	0.0	9:39	0.0	0.0	-
9:40	0.0	0.0	9:40	0.0	0.0	-
9:41	0.0	0.0	9:41	0.0	0.0	-
9:42	0.0	0.0	9:42	0.0	0.0	-
9:43	0.0	0.0	9:43	0.0	0.0	-
9:44	0.0	0.0	9:44	0.0	0.0	-
9:45	0.0	0.0	9:45	0.0	0.0	-
9:46	0.0	0.0	9:46	0.0	0.0	-
9:47	0.0	0.0	9:47	0.0	0.0	-
9:48	0.0	0.0	9:48	0.0	0.0	-
9:49	0.0	0.0	9:49	0.0	0.0	-
9:50	0.0	0.0	9:50	0.0	0.0	-
9:51	0.0	0.0	9:51	0.0	0.0	-
9:52	0.0	0.0	9:52	0.0	0.0	-
9:53	0.0	0.0	9:53	0.0	0.0	-
9:54	0.0	0.0	9:54	0.0	0.0	-
9:55	0.0	0.0	9:55	0.0	0.0	-
9:56	0.0	0.0	9:56	0.0	0.0	-
9:57	0.0	0.0	9:57	0.0	0.0	-
9:58	0.0	0.0	9:58	0.0	0.0	-
9:59	0.0	0.0	9:59	0.0	0.0	-
10:00	0.0	0.0	10:00	0.0	0.0	-

Grand Union Bowling Alley Site
BCP #360222
150 Westchester Avenue, Port Chester
October 28, 2024

PID DATA						
Upwind			Downwind			
Time	Concentration (ppm)	15-Min Avg Concentration (ppm)	Time	Concentration (ppm)	15-Min Avg Concentration (ppm)	Exceeds VOC Alarm Limit
10:01	0.0	0.0	10:01	0.0	0.0	-
10:02	0.0	0.0	10:02	0.0	0.0	-
10:03	0.0	0.0	10:03	0.0	0.0	-
10:04	0.0	0.0	10:04	0.0	0.0	-
10:05	0.0	0.0	10:05	0.0	0.0	-
10:06	0.0	0.0	10:06	0.0	0.0	-
10:07	0.0	0.0	10:07	0.0	0.0	-
10:08	0.0	0.0	10:08	0.0	0.0	-
10:09	0.0	0.0	10:09	0.0	0.0	-
10:10	0.0	0.0	10:10	0.0	0.0	-
10:11	0.0	0.0	10:11	0.0	0.0	-
10:12	0.0	0.0	10:12	0.0	0.0	-
10:13	0.0	0.0	10:13	0.0	0.0	-
10:14	0.0	0.0	10:14	0.0	0.0	-
10:15	0.0	0.0	10:15	0.0	0.0	-
10:16	0.0	0.0	10:16	0.0	0.0	-
10:17	0.0	0.0	10:17	0.0	0.0	-
10:18	0.0	0.0	10:18	0.0	0.0	-
10:19	0.0	0.0	10:19	0.0	0.0	-
10:20	0.0	0.0	10:20	0.0	0.0	-
10:21	0.0	0.0	10:21	0.0	0.0	-
10:22	0.0	0.0	10:22	0.0	0.0	-
10:23	0.0	0.0	10:23	0.0	0.0	-
10:24	0.0	0.0	10:24	0.0	0.0	-
10:25	0.0	0.0	10:25	0.0	0.0	-
10:26	0.0	0.0	10:26	0.0	0.0	-
10:27	0.0	0.0	10:27	0.0	0.0	-
10:28	0.0	0.0	10:28	0.0	0.0	-
10:29	0.0	0.0	10:29	0.0	0.0	-
10:30	0.0	0.0	10:30	0.0	0.0	-
10:31	0.0	0.0	10:31	0.0	0.0	-
10:32	0.0	0.0	10:32	0.0	0.0	-
10:33	0.0	0.0	10:33	0.0	0.0	-
10:34	0.0	0.0	10:34	0.0	0.0	-
10:35	0.0	0.0	10:35	0.0	0.0	-
10:36	0.0	0.0	10:36	0.0	0.0	-
10:37	0.0	0.0	10:37	0.0	0.0	-
10:38	0.0	0.0	10:38	0.0	0.0	-
10:39	0.0	0.0	10:39	0.0	0.0	-
10:40	0.0	0.0	10:40	0.0	0.0	-
10:41	0.0	0.0	10:41	0.0	0.0	-
10:42	0.0	0.0	10:42	0.0	0.0	-
10:43	0.0	0.0	10:43	0.0	0.0	-
10:44	0.0	0.0	10:44	0.0	0.0	-
10:45	0.0	0.0	10:45	0.0	0.0	-
10:46	0.0	0.0	10:46	0.0	0.0	-
10:47	0.0	0.0	10:47	0.0	0.0	-
10:48	0.0	0.0	10:48	0.0	0.0	-
10:49	0.0	0.0	10:49	0.0	0.0	-

Grand Union Bowling Alley Site
BCP #360222
150 Westchester Avenue, Port Chester
October 28, 2024

PID DATA						
Upwind			Downwind			
Time	Concentration (ppm)	15-Min Avg Concentration (ppm)	Time	Concentration (ppm)	15-Min Avg Concentration (ppm)	Exceeds VOC Alarm Limit
10:50	0.0	0.0	10:50	0.0	0.0	-
10:51	0.0	0.0	10:51	0.0	0.0	-
10:52	0.0	0.0	10:52	0.0	0.0	-
10:53	0.0	0.0	10:53	0.0	0.0	-
10:54	0.0	0.0	10:54	0.0	0.0	-
10:55	0.0	0.0	10:55	0.0	0.0	-
10:56	0.0	0.0	10:56	0.0	0.0	-
10:57	0.0	0.0	10:57	0.0	0.0	-
10:58	0.0	0.0	10:58	0.0	0.0	-
10:59	0.0	0.0	10:59	0.0	0.0	-
11:00	0.0	0.0	11:00	0.0	0.0	-
11:01	0.0	0.0	11:01	0.0	0.0	-
11:02	0.0	0.0	11:02	0.0	0.0	-
11:03	0.0	0.0	11:03	0.0	0.0	-
11:04	0.0	0.0	11:04	0.0	0.0	-
11:05	0.0	0.0	11:05	0.0	0.0	-
11:06	0.0	0.0	11:06	0.0	0.0	-
11:07	0.0	0.0	11:07	0.0	0.0	-
11:08	0.0	0.0	11:08	0.0	0.0	-
11:09	0.0	0.0	11:09	0.0	0.0	-
11:10	0.0	0.0	11:10	0.0	0.0	-
11:11	0.0	0.0	11:11	0.0	0.0	-
11:12	0.0	0.0	11:12	0.0	0.0	-
11:13	0.0	0.0	11:13	0.0	0.0	-
11:14	0.0	0.0	11:14	0.0	0.0	-
11:15	0.0	0.0	11:15	0.0	0.0	-
11:16	0.0	0.0	11:16	0.0	0.0	-
11:17	0.0	0.0	11:17	0.0	0.0	-
11:18	0.0	0.0	11:18	0.0	0.0	-
11:19	0.0	0.0	11:19	0.0	0.0	-
11:20	0.0	0.0	11:20	0.0	0.0	-
11:21	0.0	0.0	11:21	0.0	0.0	-
11:22	0.0	0.0	11:22	0.0	0.0	-
11:23	0.0	0.0	11:23	0.0	0.0	-
11:24	0.0	0.0	11:24	0.0	0.0	-
11:25	0.0	0.0	11:25	0.0	0.0	-
11:26	0.0	0.0	11:26	0.0	0.0	-
11:27	0.0	0.0	11:27	0.0	0.0	-
11:28	0.0	0.0	11:28	0.0	0.0	-
11:29	0.0	0.0	11:29	0.0	0.0	-
11:30	0.0	0.0	11:30	0.0	0.0	-
11:31	0.0	0.0	11:31	0.0	0.0	-
11:32	0.0	0.0	11:32	0.0	0.0	-
11:33	0.0	0.0	11:33	0.0	0.0	-
11:34	0.0	0.0	11:34	0.0	0.0	-
11:35	0.0	0.0	11:35	0.0	0.0	-
11:36	0.0	0.0	11:36	0.0	0.0	-
11:37	0.0	0.0	11:37	0.0	0.0	-
11:38	0.0	0.0	11:38	0.0	0.0	-

Grand Union Bowling Alley Site
BCP #360222
150 Westchester Avenue, Port Chester
October 28, 2024

PID DATA						
Upwind			Downwind			
Time	Concentration (ppm)	15-Min Avg Concentration (ppm)	Time	Concentration (ppm)	15-Min Avg Concentration (ppm)	Exceeds VOC Alarm Limit
11:39	0.0	0.0	11:39	0.0	0.0	-
11:40	0.0	0.0	11:40	0.0	0.0	-
11:41	0.0	0.0	11:41	0.0	0.0	-
11:42	0.0	0.0	11:42	0.0	0.0	-
11:43	0.0	0.0	11:43	0.0	0.0	-
11:44	0.0	0.0	11:44	0.0	0.0	-
11:45	0.0	0.0	11:45	0.0	0.0	-
11:46	0.0	0.0	11:46	0.0	0.0	-
11:47	0.0	0.0	11:47	0.0	0.0	-
11:48	0.0	0.0	11:48	0.0	0.0	-
11:49	0.0	0.0	11:49	0.0	0.0	-
11:50	0.0	0.0	11:50	0.0	0.0	-
11:51	0.0	0.0	11:51	0.0	0.0	-
11:52	0.0	0.0	11:52	0.0	0.0	-
11:53	0.0	0.0	11:53	0.0	0.0	-
11:54	0.0	0.0	11:54	0.0	0.0	-
11:55	0.0	0.0	11:55	0.0	0.0	-
11:56	0.0	0.0	11:56	0.0	0.0	-
11:57	0.0	0.0	11:57	0.0	0.0	-
11:58	0.0	0.0	11:58	0.0	0.0	-
11:59	0.0	0.0	11:59	0.0	0.0	-
12:00	0.0	0.0	12:00	0.0	0.0	-
12:01	0.0	0.0	12:01	0.0	0.0	-
12:02	0.0	0.0	12:02	0.0	0.0	-
12:03	0.0	0.0	12:03	0.0	0.0	-
12:04	0.0	0.0	12:04	0.0	0.0	-
12:05	0.0	0.0	12:05	0.0	0.0	-
12:06	0.0	0.0	12:06	0.0	0.0	-
12:07	0.0	0.0	12:07	0.0	0.0	-
12:08	0.0	0.0	12:08	0.0	0.0	-
12:09	0.0	0.0	12:09	0.0	0.0	-
12:10	0.0	0.0	12:10	0.0	0.0	-
12:11	0.0	0.0	12:11	0.0	0.0	-
12:12	0.0	0.0	12:12	0.0	0.0	-
12:13	0.0	0.0	12:13	0.0	0.0	-
12:14	0.0	0.0	12:14	0.0	0.0	-
12:15	0.0	0.0	12:15	0.0	0.0	-
12:16	0.0	0.0	12:16	0.0	0.0	-
12:17	0.0	0.0	12:17	0.0	0.0	-
12:18	0.0	0.0	12:18	0.0	0.0	-
12:19	0.0	0.0	12:19	0.0	0.0	-
12:20	0.0	0.0	12:20	0.0	0.0	-
12:21	0.0	0.0	12:21	0.0	0.0	-
12:22	0.0	0.0	12:22	0.0	0.0	-
12:23	0.0	0.0	12:23	0.0	0.0	-
12:24	0.0	0.0	12:24	0.0	0.0	-
12:25	0.0	0.0	12:25	0.0	0.0	-
12:26	0.0	0.0	12:26	0.0	0.0	-
12:27	0.0	0.0	12:27	0.0	0.0	-

Grand Union Bowling Alley Site
BCP #360222
150 Westchester Avenue, Port Chester
October 28, 2024

PID DATA						
Upwind			Downwind			
Time	Concentration (ppm)	15-Min Avg Concentration (ppm)	Time	Concentration (ppm)	15-Min Avg Concentration (ppm)	Exceeds VOC Alarm Limit
12:28	0.0	0.0	12:28	0.0	0.0	-
12:29	0.0	0.0	12:29	0.0	0.0	-
12:30	0.0	0.0	12:30	0.0	0.0	-
12:31	0.0	0.0	12:31	0.0	0.0	-
12:32	0.0	0.0	12:32	0.0	0.0	-
12:33	0.0	0.0	12:33	0.0	0.0	-
12:34	0.0	0.0	12:34	0.0	0.0	-
12:35	0.0	0.0	12:35	0.0	0.0	-
12:36	0.0	0.0	12:36	0.0	0.0	-
12:37	0.0	0.0	12:37	0.0	0.0	-
12:38	0.0	0.0	12:38	0.0	0.0	-
12:39	0.0	0.0	12:39	0.0	0.0	-
12:40	0.0	0.0	12:40	0.0	0.0	-
12:41	0.0	0.0	12:41	0.0	0.0	-
12:42	0.0	0.0	12:42	0.0	0.0	-
12:43	0.0	0.0	12:43	0.0	0.0	-
12:44	0.0	0.0	12:44	0.0	0.0	-
12:45	0.0	0.0	12:45	0.0	0.0	-
12:46	0.0	0.0	12:46	0.0	0.0	-
12:47	0.0	0.0	12:47	0.0	0.0	-
12:48	0.0	0.0	12:48	0.0	0.0	-
12:49	0.0	0.0	12:49	0.0	0.0	-
12:50	0.0	0.0	12:50	0.0	0.0	-
12:51	0.0	0.0	12:51	0.0	0.0	-
12:52	0.0	0.0	12:52	0.0	0.0	-
12:53	0.0	0.0	12:53	0.0	0.0	-
12:54	0.0	0.0	12:54	0.0	0.0	-
12:55	0.0	0.0	12:55	0.0	0.0	-
12:56	0.0	0.0	12:56	0.0	0.0	-
12:57	0.0	0.0	12:57	0.0	0.0	-
12:58	0.0	0.0	12:58	0.0	0.0	-
12:59	0.0	0.0	12:59	0.0	0.0	-
13:00	0.0	0.0	13:00	0.0	0.0	-
13:01	0.0	0.0	13:01	0.0	0.0	-
13:02	0.0	0.0	13:02	0.0	0.0	-
13:03	0.0	0.0	13:03	0.0	0.0	-
13:04	0.0	0.0	13:04	0.0	0.0	-
13:05	0.0	0.0	13:05	0.0	0.0	-
13:06	0.0	0.0	13:06	0.0	0.0	-
13:07	0.0	0.0	13:07	0.0	0.0	-
13:08	0.0	0.0	13:08	0.0	0.0	-
13:09	0.0	0.0	13:09	0.0	0.0	-
13:10	0.0	0.0	13:10	0.0	0.0	-
13:11	0.0	0.0	13:11	0.0	0.0	-
13:12	0.0	0.0	13:12	0.0	0.0	-
13:13	0.0	0.0	13:13	0.0	0.0	-
13:14	0.0	0.0	13:14	0.0	0.0	-
13:15	0.0	0.0	13:15	0.0	0.0	-
13:16	0.0	0.0	13:16	0.0	0.0	-

Grand Union Bowling Alley Site
BCP #360222
150 Westchester Avenue, Port Chester
October 28, 2024

PID DATA						
Upwind			Downwind			
Time	Concentration (ppm)	15-Min Avg Concentration (ppm)	Time	Concentration (ppm)	15-Min Avg Concentration (ppm)	Exceeds VOC Alarm Limit
13:17	0.0	0.0	13:17	0.0	0.0	-
13:18	0.0	0.0	13:18	0.0	0.0	-
13:19	0.0	0.0	13:19	0.0	0.0	-
13:20	0.0	0.0	13:20	0.0	0.0	-
13:21	0.0	0.0	13:21	0.0	0.0	-
13:22	0.0	0.0	13:22	0.0	0.0	-
13:23	0.0	0.0	13:23	0.0	0.0	-
13:24	0.0	0.0	13:24	0.0	0.0	-
13:25	0.0	0.0	13:25	0.0	0.0	-
13:26	0.0	0.0	13:26	0.0	0.0	-
13:27	0.0	0.0	13:27	0.0	0.0	-
13:28	0.0	0.0	13:28	0.0	0.0	-
13:29	0.0	0.0	13:29	0.0	0.0	-
13:30	0.0	0.0	13:30	0.0	0.0	-
13:31	0.0	0.0	13:31	0.0	0.0	-
13:32	0.0	0.0	13:32	0.0	0.0	-
13:33	0.0	0.0	13:33	0.0	0.0	-
13:34	0.0	0.0	13:34	0.0	0.0	-
13:35	0.0	0.0	13:35	0.0	0.0	-
13:36	0.0	0.0	13:36	0.0	0.0	-
13:37	0.0	0.0	13:37	0.0	0.0	-
13:38	0.0	0.0	13:38	0.0	0.0	-
13:39	0.0	0.0	13:39	0.0	0.0	-
13:40	0.0	0.0	13:40	0.0	0.0	-
13:41	0.0	0.0	13:41	0.0	0.0	-
13:42	0.0	0.0	13:42	0.0	0.0	-
13:43	0.0	0.0	13:43	0.0	0.0	-
13:44	0.0	0.0	13:44	0.0	0.0	-
13:45	0.0	0.0	13:45	0.0	0.0	-
13:46	0.0	0.0	13:46	0.0	0.0	-
13:47	0.0	0.0	13:47	0.0	0.0	-
13:48	0.0	0.0	13:48	0.0	0.0	-
13:49	0.0	0.0	13:49	0.0	0.0	-
13:50	0.0	0.0	13:50	0.0	0.0	-
13:51	0.0	0.0	13:51	0.0	0.0	-
13:52	0.0	0.0	13:52	0.0	0.0	-
13:53	0.0	0.0	13:53	0.0	0.0	-
13:54	0.0	0.0	13:54	0.0	0.0	-
13:55	0.0	0.0	13:55	0.0	0.0	-
13:56	0.0	0.0	13:56	0.0	0.0	-
13:57	0.0	0.0	13:57	0.0	0.0	-
13:58	0.0	0.0	13:58	0.0	0.0	-
13:59	0.0	0.0	13:59	0.0	0.0	-
14:00	0.0	0.0	14:00	0.0	0.0	-
14:01	0.0	0.0	14:01	0.0	0.0	-
14:02	0.0	0.0	14:02	0.0	0.0	-
14:03	0.0	0.0	14:03	0.0	0.0	-
14:04	0.0	0.0	14:04	0.0	0.0	-
14:05	0.0	0.0	14:05	0.0	0.0	-

Grand Union Bowling Alley Site
BCP #360222
150 Westchester Avenue, Port Chester
October 28, 2024

PID DATA						
Upwind			Downwind			
Time	Concentration (ppm)	15-Min Avg Concentration (ppm)	Time	Concentration (ppm)	15-Min Avg Concentration (ppm)	Exceeds VOC Alarm Limit
14:06	0.0	0.0	14:06	0.0	0.0	-
14:07	0.0	0.0	14:07	0.0	0.0	-
14:08	0.0	0.0	14:08	0.0	0.0	-
14:09	0.0	0.0	14:09	0.0	0.0	-
14:10	0.0	0.0	14:10	0.0	0.0	-
14:11	0.0	0.0	14:11	0.0	0.0	-
14:12	0.0	0.0	14:12	0.0	0.0	-
14:13	0.0	0.0	14:13	0.0	0.0	-
14:14	0.0	0.0	14:14	0.0	0.0	-
14:15	0.0	0.0	14:15	0.0	0.0	-
14:16	0.0	0.0	14:16	0.0	0.0	-
14:17	0.0	0.0	14:17	0.0	0.0	-
14:18	0.0	0.0	14:18	0.0	0.0	-
14:19	0.0	0.0	14:19	0.0	0.0	-
14:20	0.0	0.0	14:20	0.0	0.0	-
14:21	0.0	0.0	14:21	0.0	0.0	-
14:22	0.0	0.0	14:22	0.0	0.0	-
14:23	0.0	0.0	14:23	0.0	0.0	-
14:24	0.0	0.0	14:24	0.0	0.0	-
14:25	0.0	0.0	14:25	0.0	0.0	-
14:26	0.0	0.0	14:26	0.0	0.0	-
14:27	0.0	0.0	14:27	0.0	0.0	-
14:28	0.0	0.0	14:28	0.0	0.0	-
14:29	0.0	0.0	14:29	0.0	0.0	-
14:30	0.0	0.0	14:30	0.0	0.0	-
14:31	0.0	0.0	14:31	0.0	0.0	-
14:32	0.0	0.0	14:32	0.0	0.0	-
14:33	0.0	0.0	14:33	0.0	0.0	-
14:34	0.0	0.0	14:34	0.0	0.0	-
14:35	0.0	0.0	14:35	0.0	0.0	-
14:36	0.0	0.0	14:36	0.0	0.0	-
14:37	0.0	0.0	14:37	0.0	0.0	-
14:38	0.0	0.0	14:38	0.0	0.0	-
14:39	0.0	0.0	14:39	0.0	0.0	-
14:40	0.0	0.0	14:40	0.0	0.0	-
14:41	0.0	0.0	14:41	0.0	0.0	-
14:42	0.0	0.0	14:42	0.0	0.0	-
14:43	0.0	0.0	14:43	0.0	0.0	-
14:44	0.0	0.0	14:44	0.0	0.0	-
14:45	0.0	0.0	14:45	0.0	0.0	-
14:46	0.0	0.0	14:46	0.0	0.0	-
14:47	0.0	0.0	14:47	0.0	0.0	-
14:48	0.0	0.0	14:48	0.0	0.0	-
14:49	0.0	0.0	14:49	0.0	0.0	-
14:50	0.0	0.0	14:50	0.0	0.0	-
14:51	0.0	0.0	14:51	0.0	0.0	-
14:52	0.0	0.0	14:52	0.0	0.0	-
14:53	0.0	0.0	14:53	0.0	0.0	-
14:54	0.0	0.0	14:54	0.0	0.0	-

Grand Union Bowling Alley Site
BCP #360222
150 Westchester Avenue, Port Chester
October 28, 2024

PID DATA						
Upwind			Downwind			
Time	Concentration (ppm)	15-Min Avg Concentration (ppm)	Time	Concentration (ppm)	15-Min Avg Concentration (ppm)	Exceeds VOC Alarm Limit
14:55	0.0	0.0	14:55	0.0	0.0	-
14:56	0.0	0.0	14:56	0.0	0.0	-
14:57	0.0	0.0	14:57	0.0	0.0	-
14:58	0.0	0.0	14:58	0.0	0.0	-
14:59	0.0	0.0	14:59	0.0	0.0	-
15:00	0.0	0.0	15:00	0.0	0.0	-
15:01	0.0	0.0	15:01	0.0	0.0	-
15:02	0.0	0.0	15:02	0.0	0.0	-
15:03	0.0	0.0	15:03	0.0	0.0	-
15:04	0.0	0.0	15:04	0.0	0.0	-
15:05	0.0	0.0	15:05	0.0	0.0	-
15:06	0.0	0.0	15:06	0.0	0.0	-
15:07	0.0	0.0	15:07	0.0	0.0	-
15:08	0.0	0.0	15:08	0.0	0.0	-

SESI CONSULTING ENGINEERS

959 US-46 Floor 3, Suite 300 - Parsippany-Troy Hills, NJ

DAILY AIR MONITORING REPORT
150 Westchester Avenue
Port Chester, New York

10/29/2024

Rev. No. 0 | Page 1 of 2

Project Number: 11895A

Dust Action Level: 150 µg/m^3

VOC Action Level: 5 ppm

Weather Data Range for Work Day		Wind Direction	SE	Relative Humidity (%)	65.0 - 86.0	Daily Rain Total (in)	0.02	Readings in the summary table and graphs below are the reported downwind concentrations.
Temperature (°F)	57.0 - 62.0	Wind Speed (MPH)	2.5 - 10.8	Barometer (inHg)	30.50 - 30.50	Avg. Dew Point Temp (°F)	51.6	

Station Location	Daily Avg. Dust Concentration (µg/m^3)	Max 15-Min Dust Concentration (µg/m^3)	Time of Max Dust Reading	Daily Avg. VOC Concentration (ppm)	Max 15-Min VOC Concentration (ppm)	Time of Max VOC Reading
Upwind	7.7	67.6	10:47	0.0	0.0	10:26
Downwind	6.6	13.2	10:54	0.0	0.0	8:41

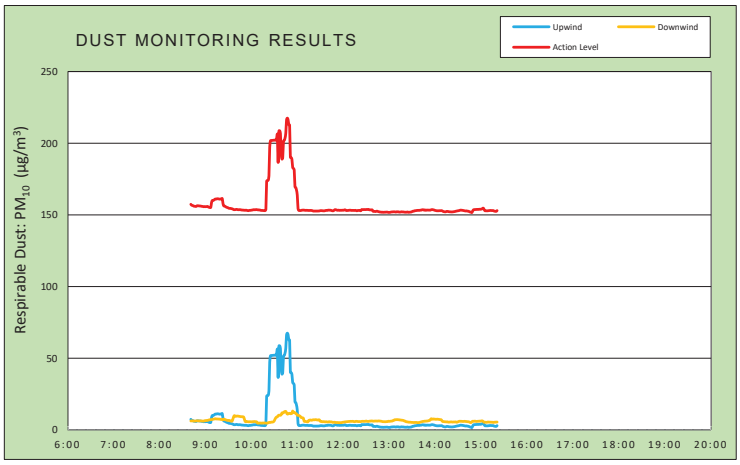

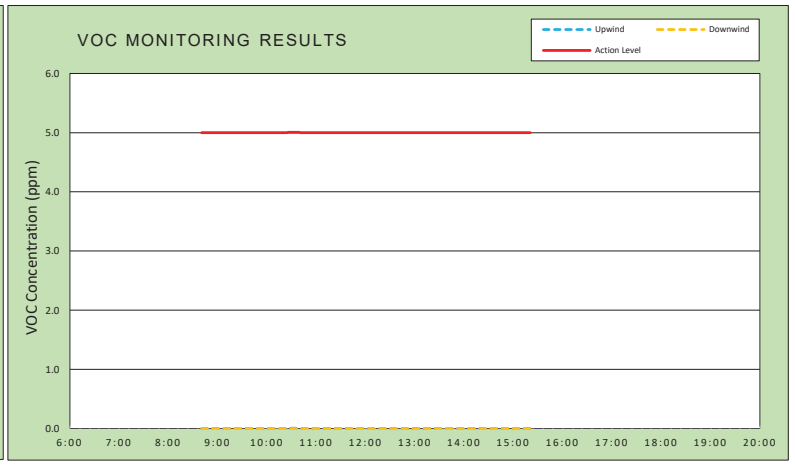

Air Monitoring Notes:

Weather Notes:

EMILCOTT
A Triumvirate Environmental Company

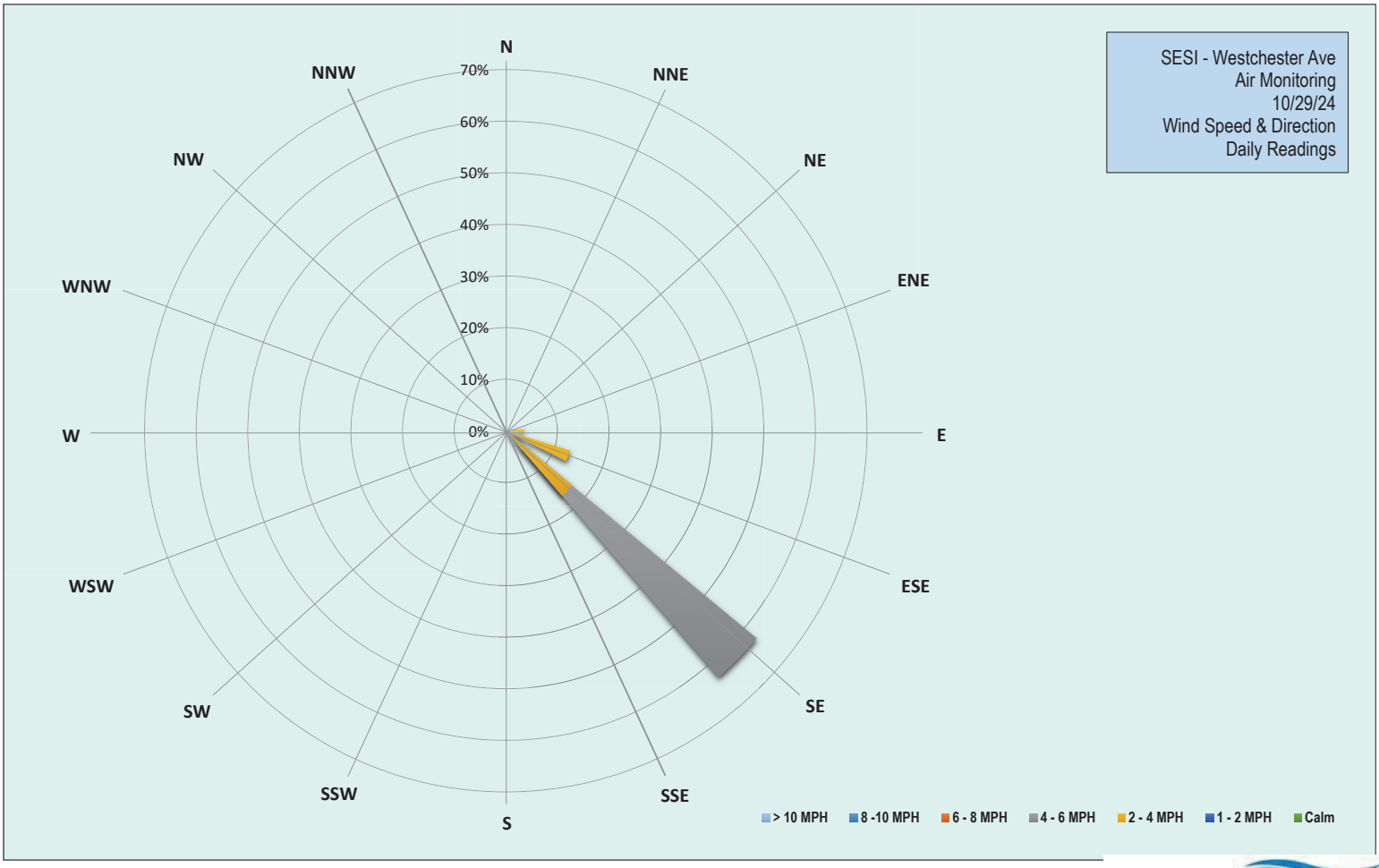

EMILCOTT
A Triumvirate Environmental Company

Grand Union Bowling Alley Site
BCP #360222
150 Westchester Avenue, Port Chester
October 29, 2024

Tuesday, October 29, 2024

Number of Instances Where Downwind Particulates Exceeds Upwind Particulate + 150 =	**0**
Number of Comparable Data Points =	**401**
Start Time:	**8:26**
End Time:	**15:21**

PARTICULATE DATA

Upwind			Downwind			
Time	**Concentration (ug/m^3)**	**15-Min Avg Concentration (ug/m^3)**	**Time**	**Concentration (ug/m^3)**	**15-Min Avg Concentration (ug/m^3)**	**Exceeds Particulate Alarm Limit**
8:26	7.0	-	8:26	7.0	-	-
8:27	15.3	-	8:27	6.3	-	-
8:28	8.5	-	8:28	7.5	-	-
8:29	7.5	-	8:29	6.3	-	-
8:30	10.8	-	8:30	6.5	-	-
8:31	7.0	-	8:31	6.5	-	-
8:32	6.3	-	8:32	6.5	-	-
8:33	6.0	-	8:33	5.0	-	-
8:34	6.0	-	8:34	6.0	-	-
8:35	6.3	-	8:35	4.8	-	-
8:36	6.3	-	8:36	6.8	-	-
8:37	6.5	-	8:37	7.0	-	-
8:38	6.5	-	8:38	6.0	-	-
8:39	6.3	-	8:39	5.0	-	-
8:40	6.0	-	8:40	6.8	-	-
8:41	6.3	7.4	8:41	7.3	6.3	-
8:42	6.0	6.8	8:42	7.5	6.4	-
8:43	5.8	6.6	8:43	6.8	6.3	-
8:44	4.3	6.4	8:44	6.0	6.3	-
8:45	6.3	6.1	8:45	6.0	6.3	-
8:46	6.3	6.1	8:46	5.6	6.2	-
8:47	4.8	6.0	8:47	7.0	6.2	-
8:48	5.8	5.9	8:48	6.8	6.3	-
8:49	12.3	6.4	8:49	6.2	6.4	-
8:50	6.8	6.4	8:50	5.4	6.4	-
8:51	5.8	6.4	8:51	5.8	6.3	-
8:52	5.3	6.3	8:52	6.2	6.3	-
8:53	5.8	6.2	8:53	6.4	6.3	-
8:54	5.3	6.2	8:54	5.6	6.4	-
8:55	4.0	6.0	8:55	5.4	6.3	-
8:56	5.0	5.9	8:56	6.4	6.2	-
8:57	4.8	5.9	8:57	7.4	6.2	-
8:58	3.8	5.7	8:58	6.8	6.2	-
8:59	6.0	5.8	8:59	9.4	6.4	-
9:00	5.0	5.8	9:00	7.2	6.5	-
9:01	6.8	5.8	9:01	6.8	6.6	-
9:02	5.8	5.9	9:02	7.6	6.6	-
9:03	6.3	5.9	9:03	7.8	6.7	-
9:04	6.0	5.5	9:04	8.6	6.9	-
9:05	4.0	5.3	9:05	8.0	7.0	-
9:06	3.8	5.2	9:06	7.4	7.1	-
9:07	5.5	5.2	9:07	6.6	7.2	-

Grand Union Bowling Alley Site
BCP #360222
150 Westchester Avenue, Port Chester
October 29, 2024

PARTICULATE DATA						
Upwind			Downwind			Exceeds Particulate Alarm Limit
Time	Concentration (ug/m^3)	15-Min Avg Concentration (ug/m^3)	Time	Concentration (ug/m^3)	15-Min Avg Concentration (ug/m^3)	
9:08	56.5	8.6	9:08	7.4	7.2	-
9:09	28.0	10.1	9:09	7.0	7.3	-
9:10	4.8	10.1	9:10	7.0	7.4	-
9:11	8.3	10.3	9:11	9.2	7.6	-
9:12	11.0	10.8	9:12	8.0	7.7	-
9:13	9.0	11.1	9:13	9.0	7.8	-
9:14	5.0	11.0	9:14	7.6	7.7	-
9:15	7.8	11.2	9:15	6.8	7.7	-
9:16	7.5	11.3	9:16	6.6	7.6	-
9:17	4.8	11.2	9:17	6.8	7.6	-
9:18	4.5	11.1	9:18	7.8	7.6	-
9:19	4.8	11.0	9:19	7.2	7.5	-
9:20	5.8	11.1	9:20	6.0	7.4	-
9:21	6.8	11.3	9:21	6.6	7.3	-
9:22	7.8	11.5	9:22	5.4	7.2	-
9:23	3.0	7.9	9:23	5.2	7.1	-
9:24	4.0	6.3	9:24	14.0	7.5	-
9:25	3.3	6.2	9:25	5.2	7.4	-
9:26	3.5	5.9	9:26	4.8	7.1	-
9:27	5.8	5.5	9:27	5.4	7.0	-
9:28	4.8	5.3	9:28	6.2	6.8	-
9:29	3.3	5.1	9:29	6.4	6.7	-
9:30	3.3	4.8	9:30	6.4	6.7	-
9:31	4.0	4.6	9:31	6.4	6.7	-
9:32	4.3	4.6	9:32	4.4	6.5	-
9:33	3.8	4.5	9:33	4.2	6.3	-
9:34	2.5	4.4	9:34	5.2	6.1	-
9:35	4.0	4.3	9:35	8.6	6.3	-
9:36	3.3	4.0	9:36	28.6	7.8	-
9:37	3.0	3.7	9:37	29.2	9.3	-
9:38	2.5	3.7	9:38	15.4	10.0	-
9:39	4.3	3.7	9:39	6.2	9.5	-
9:40	5.3	3.8	9:40	5.8	9.5	-
9:41	4.0	3.9	9:41	6.6	9.7	-
9:42	3.5	3.7	9:42	5.6	9.7	-
9:43	3.5	3.6	9:43	5.2	9.6	-
9:44	4.0	3.7	9:44	4.6	9.5	-
9:45	3.0	3.7	9:45	5.2	9.4	-
9:46	3.3	3.6	9:46	4.6	9.3	-
9:47	2.3	3.5	9:47	3.8	9.3	-
9:48	2.5	3.4	9:48	4.0	9.2	-
9:49	2.5	3.4	9:49	4.4	9.2	-
9:50	2.8	3.3	9:50	5.4	9.0	-
9:51	2.8	3.3	9:51	5.2	7.4	-
9:52	2.3	3.2	9:52	5.4	5.8	-
9:53	4.0	3.3	9:53	16.4	5.9	-
9:54	2.3	3.2	9:54	5.4	5.8	-
9:55	3.5	3.1	9:55	5.2	5.8	-
9:56	2.5	3.0	9:56	5.2	5.7	-

Grand Union Bowling Alley Site
BCP #360222
150 Westchester Avenue, Port Chester
October 29, 2024

PARTICULATE DATA						
Upwind			Downwind			Exceeds Particulate Alarm Limit
Time	Concentration (ug/m^3)	15-Min Avg Concentration (ug/m^3)	Time	Concentration (ug/m^3)	15-Min Avg Concentration (ug/m^3)	
9:57	5.5	3.1	9:57	5.4	5.7	-
9:58	5.0	3.2	9:58	5.8	5.7	-
9:59	4.0	3.2	9:59	4.4	5.7	-
10:00	4.8	3.3	10:00	4.8	5.7	-
10:01	4.3	3.4	10:01	4.8	5.7	-
10:02	4.3	3.5	10:02	5.0	5.8	-
10:03	4.3	3.6	10:03	4.4	5.8	-
10:04	2.3	3.6	10:04	5.2	5.9	-
10:05	2.5	3.6	10:05	4.4	5.8	-
10:06	4.3	3.7	10:06	4.2	5.7	-
10:07	2.3	3.7	10:07	3.8	5.6	-
10:08	1.8	3.6	10:08	4.2	4.8	-
10:09	2.3	3.6	10:09	4.8	4.8	-
10:10	1.8	3.4	10:10	5.4	4.8	-
10:11	2.8	3.5	10:11	6.0	4.8	-
10:12	2.5	3.3	10:12	5.2	4.8	-
10:13	3.3	3.1	10:13	4.8	4.8	-
10:14	4.3	3.2	10:14	5.2	4.8	-
10:15	3.8	3.1	10:15	5.4	4.9	-
10:16	3.5	3.0	10:16	4.8	4.9	-
10:17	4.5	3.1	10:17	5.2	4.9	-
10:18	3.5	3.0	10:18	4.0	4.8	-
10:19	14.8	3.8	10:19	4.2	4.8	-
10:20	298.3	23.6	10:20	4.0	4.7	-
10:21	11.5	24.0	10:21	4.8	4.8	-
10:22	3.5	24.1	10:22	7.3	5.0	-
10:23	48.5	27.2	10:23	6.5	5.2	-
10:24	304.8	47.4	10:24	6.5	5.3	-
10:25	68.3	51.8	10:25	4.8	5.2	-
10:26	2.8	51.8	10:26	9.5	5.5	-
10:27	4.5	52.0	10:27	5.3	5.5	-
10:28	4.0	52.0	10:28	5.8	5.5	-
10:29	5.5	52.1	10:29	9.0	5.8	-
10:30	4.5	52.2	10:30	15.0	6.4	-
10:31	4.5	52.2	10:31	22.8	7.6	-
10:32	2.8	52.1	10:32	18.5	8.5	-
10:33	21.0	53.3	10:33	11.5	9.0	-
10:34	57.5	56.1	10:34	5.8	9.1	-
10:35	5.3	36.6	10:35	15.8	9.9	-
10:36	343.3	58.7	10:36	11.0	10.3	-
10:37	4.0	58.7	10:37	6.5	10.3	-
10:38	19.3	56.8	10:38	6.0	10.2	-
10:39	90.5	42.5	10:39	13.0	10.7	-
10:40	14.0	38.9	10:40	23.3	11.9	-
10:41	18.5	39.9	10:41	9.5	11.9	-
10:42	178.8	51.6	10:42	6.0	12.0	-
10:43	10.0	52.0	10:43	16.8	12.7	-
10:44	30.5	53.6	10:44	9.8	12.7	-
10:45	55.8	57.0	10:45	18.5	13.0	-

Grand Union Bowling Alley Site
BCP #360222
150 Westchester Avenue, Port Chester
October 29, 2024

PARTICULATE DATA						
Upwind			Downwind			Exceeds Particulate Alarm Limit
Time	Concentration (ug/m^3)	15-Min Avg Concentration (ug/m^3)	Time	Concentration (ug/m^3)	15-Min Avg Concentration (ug/m^3)	
10:46	143.8	66.3	10:46	6.5	11.9	-
10:47	21.3	67.6	10:47	6.5	11.1	-
10:48	3.3	66.4	10:48	13.3	11.2	-
10:49	4.8	62.9	10:49	10.5	11.5	-
10:50	3.8	62.8	10:50	17.0	11.6	-
10:51	3.3	40.1	10:51	6.8	11.3	-
10:52	2.8	40.0	10:52	7.8	11.4	-
10:53	2.3	38.9	10:53	8.5	11.6	-
10:54	3.8	33.1	10:54	37.8	13.2	-
10:55	4.3	32.4	10:55	8.3	12.2	-
10:56	2.5	31.4	10:56	7.0	12.1	-
10:57	2.5	19.6	10:57	6.8	12.1	-
10:58	2.5	19.1	10:58	6.5	11.4	-
10:59	3.0	17.3	10:59	6.0	11.2	-
11:00	3.5	13.8	11:00	5.8	10.3	-
11:01	2.8	4.4	11:01	4.8	10.2	-
11:02	2.3	3.1	11:02	5.5	10.1	-
11:03	3.0	3.1	11:03	8.0	9.8	-
11:04	3.5	3.0	11:04	5.3	9.4	-
11:05	5.0	3.1	11:05	5.8	8.7	-
11:06	5.8	3.3	11:06	5.0	8.6	-
11:07	3.5	3.3	11:07	5.8	8.4	-
11:08	2.8	3.4	11:08	4.3	8.2	-
11:09	3.0	3.3	11:09	6.3	6.1	-
11:10	3.0	3.2	11:10	6.5	5.9	-
11:11	1.8	3.2	11:11	6.3	5.9	-
11:12	3.0	3.2	11:12	5.3	5.8	-
11:13	2.3	3.2	11:13	5.0	5.7	-
11:14	2.3	3.2	11:14	6.0	5.7	-
11:15	2.8	3.1	11:15	20.5	6.7	-
11:16	3.0	3.1	11:16	6.3	6.8	-
11:17	2.5	3.1	11:17	8.3	7.0	-
11:18	3.0	3.1	11:18	6.0	6.8	-
11:19	2.3	3.1	11:19	4.8	6.8	-
11:20	2.8	2.9	11:20	8.8	7.0	-
11:21	2.8	2.7	11:21	6.8	7.1	-
11:22	3.5	2.7	11:22	5.0	7.1	-
11:23	2.8	2.7	11:23	5.3	7.1	-
11:24	3.0	2.7	11:24	7.3	7.2	-
11:25	3.0	2.7	11:25	5.3	7.1	-
11:26	2.0	2.7	11:26	4.3	7.0	-
11:27	2.8	2.7	11:27	5.0	7.0	-
11:28	3.0	2.8	11:28	6.8	7.1	-
11:29	3.0	2.8	11:29	4.5	7.0	-
11:30	5.3	3.0	11:30	5.8	6.0	-
11:31	3.3	3.0	11:31	7.5	6.1	-
11:32	2.5	3.0	11:32	4.8	5.8	-
11:33	1.8	2.9	11:33	4.8	5.8	-
11:34	1.8	2.9	11:34	5.5	5.8	-

Grand Union Bowling Alley Site
BCP #360222
150 Westchester Avenue, Port Chester
October 29, 2024

PARTICULATE DATA						
Upwind			Downwind			Exceeds Particulate Alarm Limit
Time	Concentration (ug/m^3)	15-Min Avg Concentration (ug/m^3)	Time	Concentration (ug/m^3)	15-Min Avg Concentration (ug/m^3)	
11:35	2.3	2.8	11:35	8.0	5.8	-
11:36	4.3	2.9	11:36	5.8	5.7	-
11:37	5.5	3.1	11:37	4.8	5.7	-
11:38	4.3	3.2	11:38	6.0	5.7	-
11:39	2.5	3.1	11:39	5.3	5.6	-
11:40	5.3	3.3	11:40	5.0	5.6	-
11:41	2.8	3.3	11:41	6.0	5.7	-
11:42	2.3	3.3	11:42	6.0	5.8	-
11:43	2.8	3.3	11:43	4.5	5.6	-
11:44	1.8	3.2	11:44	5.3	5.7	-
11:45	2.5	3.0	11:45	4.8	5.6	-
11:46	1.3	2.9	11:46	3.8	5.3	-
11:47	2.8	2.9	11:47	4.5	5.3	-
11:48	6.0	3.2	11:48	5.5	5.4	-
11:49	8.3	3.6	11:49	5.8	5.4	-
11:50	2.5	3.6	11:50	5.5	5.2	-
11:51	2.3	3.5	11:51	5.3	5.2	-
11:52	2.3	3.3	11:52	5.0	5.2	-
11:53	3.8	3.3	11:53	5.3	5.2	-
11:54	3.5	3.3	11:54	4.5	5.1	-
11:55	3.0	3.2	11:55	5.3	5.1	-
11:56	3.8	3.2	11:56	6.0	5.1	-
11:57	2.0	3.2	11:57	5.3	5.1	-
11:58	3.0	3.2	11:58	6.0	5.2	-
11:59	2.5	3.3	11:59	7.5	5.3	-
12:00	2.3	3.3	12:00	6.0	5.4	-
12:01	2.5	3.4	12:01	5.0	5.5	-
12:02	5.8	3.6	12:02	6.3	5.6	-
12:03	4.0	3.4	12:03	6.5	5.7	-
12:04	3.0	3.1	12:04	6.5	5.7	-
12:05	3.0	3.1	12:05	6.5	5.8	-
12:06	2.3	3.1	12:06	6.0	5.8	-
12:07	3.5	3.2	12:07	6.0	5.9	-
12:08	5.0	3.3	12:08	5.8	5.9	-
12:09	3.8	3.3	12:09	5.3	6.0	-
12:10	2.3	3.2	12:10	5.5	6.0	-
12:11	2.3	3.1	12:11	5.5	6.0	-
12:12	2.5	3.2	12:12	6.0	6.0	-
12:13	3.0	3.2	12:13	5.5	6.0	-
12:14	2.0	3.1	12:14	5.0	5.8	-
12:15	2.3	3.1	12:15	5.0	5.8	-
12:16	3.5	3.2	12:16	8.0	6.0	-
12:17	3.0	3.0	12:17	7.0	6.0	-
12:18	2.3	2.9	12:18	6.3	6.0	-
12:19	6.0	3.1	12:19	5.0	5.9	-
12:20	3.5	3.1	12:20	5.8	5.8	-
12:21	2.0	3.1	12:21	6.3	5.9	-
12:22	3.3	3.1	12:22	5.8	5.8	-
12:23	1.8	2.9	12:23	6.0	5.9	-

Grand Union Bowling Alley Site
BCP #360222
150 Westchester Avenue, Port Chester
October 29, 2024

PARTICULATE DATA						
Upwind			Downwind			Exceeds Particulate Alarm Limit
Time	Concentration (ug/m^3)	15-Min Avg Concentration (ug/m^3)	Time	Concentration (ug/m^3)	15-Min Avg Concentration (ug/m^3)	
12:24	16.3	3.7	12:24	7.0	6.0	-
12:25	2.0	3.7	12:25	6.5	6.0	-
12:26	2.0	3.7	12:26	5.3	6.0	-
12:27	3.5	3.8	12:27	5.5	6.0	-
12:28	2.5	3.7	12:28	6.0	6.0	-
12:29	2.0	3.7	12:29	5.5	6.1	-
12:30	2.8	3.8	12:30	7.5	6.2	-
12:31	4.5	3.8	12:31	5.3	6.0	-
12:32	2.3	3.8	12:32	6.0	6.0	-
12:33	3.8	3.9	12:33	6.0	6.0	-
12:34	1.8	3.6	12:34	7.3	6.1	-
12:35	2.8	3.5	12:35	6.5	6.2	-
12:36	1.8	3.5	12:36	7.3	6.2	-
12:37	3.3	3.5	12:37	6.5	6.3	-
12:38	1.3	3.5	12:38	5.5	6.2	-
12:39	2.0	2.5	12:39	5.5	6.1	-
12:40	1.0	2.5	12:40	6.5	6.1	-
12:41	2.0	2.5	12:41	6.0	6.2	-
12:42	1.8	2.4	12:42	6.0	6.2	-
12:43	4.5	2.5	12:43	5.8	6.2	-
12:44	3.8	2.6	12:44	5.5	6.2	-
12:45	1.0	2.5	12:45	7.0	6.2	-
12:46	1.3	2.3	12:46	7.0	6.3	-
12:47	1.0	2.2	12:47	5.5	6.3	-
12:48	1.0	2.0	12:48	5.3	6.2	-
12:49	1.8	2.0	12:49	6.0	6.1	-
12:50	1.0	1.9	12:50	5.3	6.0	-
12:51	2.3	1.9	12:51	4.8	5.9	-
12:52	2.0	1.8	12:52	5.0	5.8	-
12:53	1.8	1.9	12:53	5.8	5.8	-
12:54	2.5	1.9	12:54	5.0	5.8	-
12:55	1.3	1.9	12:55	6.3	5.7	-
12:56	2.5	2.0	12:56	6.8	5.8	-
12:57	2.3	2.0	12:57	7.0	5.9	-
12:58	3.5	1.9	12:58	5.8	5.9	-
12:59	1.5	1.8	12:59	9.0	6.1	-
13:00	1.3	1.8	13:00	5.8	6.0	-
13:01	1.3	1.8	13:01	7.5	6.0	-
13:02	3.3	1.9	13:02	6.8	6.1	-
13:03	3.0	2.1	13:03	6.3	6.2	-
13:04	1.8	2.1	13:04	6.8	6.2	-
13:05	2.5	2.2	13:05	10.3	6.6	-
13:06	2.0	2.2	13:06	5.8	6.6	-
13:07	2.3	2.2	13:07	11.8	7.1	-
13:08	0.3	2.1	13:08	5.8	7.1	-
13:09	1.5	2.0	13:09	6.5	7.2	-
13:10	4.5	2.2	13:10	6.3	7.2	-
13:11	1.3	2.1	13:11	7.0	7.2	-
13:12	2.8	2.2	13:12	5.8	7.1	-

Grand Union Bowling Alley Site
BCP #360222
150 Westchester Avenue, Port Chester
October 29, 2024

PARTICULATE DATA						
Upwind			Downwind			Exceeds Particulate Alarm Limit
Time	Concentration (ug/m^3)	15-Min Avg Concentration (ug/m^3)	Time	Concentration (ug/m^3)	15-Min Avg Concentration (ug/m^3)	
13:13	0.5	2.0	13:13	5.5	7.1	-
13:14	1.8	2.0	13:14	6.8	7.0	-
13:15	1.8	2.0	13:15	5.8	7.0	-
13:16	3.8	2.2	13:16	5.5	6.8	-
13:17	1.8	2.1	13:17	6.3	6.8	-
13:18	3.3	2.1	13:18	4.8	6.7	-
13:19	0.8	2.0	13:19	4.8	6.6	-
13:20	1.0	1.9	13:20	5.0	6.2	-
13:21	1.8	1.9	13:21	5.0	6.2	-
13:22	1.5	1.9	13:22	6.0	5.8	-
13:23	1.5	2.0	13:23	4.8	5.7	-
13:24	3.0	2.1	13:24	5.0	5.6	-
13:25	1.3	1.8	13:25	4.8	5.5	-
13:26	2.0	1.9	13:26	5.5	5.4	-
13:27	3.0	1.9	13:27	6.3	5.4	-
13:28	2.0	2.0	13:28	4.8	5.4	-
13:29	2.5	2.1	13:29	5.3	5.3	-
13:30	6.0	2.3	13:30	5.5	5.3	-
13:31	7.5	2.6	13:31	5.3	5.3	-
13:32	1.5	2.6	13:32	5.3	5.2	-
13:33	7.5	2.9	13:33	5.5	5.2	-
13:34	2.0	2.9	13:34	4.8	5.2	-
13:35	2.0	3.0	13:35	5.3	5.3	-
13:36	3.3	3.1	13:36	4.5	5.2	-
13:37	2.3	3.2	13:37	4.0	5.1	-
13:38	2.3	3.2	13:38	6.0	5.2	-
13:39	2.3	3.2	13:39	4.8	5.2	-
13:40	2.5	3.2	13:40	7.0	5.3	-
13:41	3.5	3.3	13:41	8.5	5.5	-
13:42	3.3	3.4	13:42	8.3	5.6	-
13:43	5.5	3.6	13:43	7.3	5.8	-
13:44	2.8	3.6	13:44	7.3	5.9	-
13:45	5.0	3.5	13:45	6.3	6.0	-
13:46	3.5	3.3	13:46	6.5	6.1	-
13:47	4.5	3.5	13:47	6.8	6.2	-
13:48	4.0	3.2	13:48	4.8	6.1	-
13:49	3.8	3.4	13:49	6.5	6.2	-
13:50	2.5	3.4	13:50	5.5	6.3	-
13:51	2.5	3.3	13:51	6.5	6.4	-
13:52	2.8	3.4	13:52	7.0	6.6	-
13:53	1.5	3.3	13:53	6.8	6.6	-
13:54	3.3	3.4	13:54	15.0	7.3	-
13:55	6.0	3.6	13:55	14.8	7.8	-
13:56	4.5	3.7	13:56	5.0	7.6	-
13:57	3.0	3.7	13:57	6.5	7.5	-
13:58	2.8	3.5	13:58	10.3	7.7	-
13:59	1.3	3.4	13:59	5.3	7.6	-
14:00	1.3	3.1	14:00	5.8	7.5	-
14:01	2.3	3.1	14:01	5.0	7.4	-

Grand Union Bowling Alley Site
BCP #360222
150 Westchester Avenue, Port Chester
October 29, 2024

PARTICULATE DATA						
Upwind			Downwind			Exceeds Particulate Alarm Limit
Time	Concentration (ug/m^3)	15-Min Avg Concentration (ug/m^3)	Time	Concentration (ug/m^3)	15-Min Avg Concentration (ug/m^3)	
14:02	2.5	2.9	14:02	7.5	7.5	-
14:03	3.8	2.9	14:03	5.5	7.5	-
14:04	3.5	2.9	14:04	5.3	7.4	-
14:05	3.0	2.9	14:05	4.5	7.4	-
14:06	3.0	3.0	14:06	5.0	7.3	-
14:07	2.5	2.9	14:07	5.8	7.2	-
14:08	2.5	3.0	14:08	5.8	7.1	-
14:09	1.8	2.9	14:09	4.3	6.4	-
14:10	1.3	2.6	14:10	6.8	5.9	-
14:11	1.0	2.4	14:11	4.8	5.9	-
14:12	1.3	2.2	14:12	5.3	5.8	-
14:13	1.5	2.2	14:13	9.3	5.7	-
14:14	2.0	2.2	14:14	5.0	5.7	-
14:15	4.8	2.4	14:15	4.8	5.6	-
14:16	2.5	2.5	14:16	5.8	5.7	-
14:17	1.5	2.4	14:17	4.8	5.5	-
14:18	1.8	2.3	14:18	5.0	5.5	-
14:19	2.5	2.2	14:19	6.0	5.5	-
14:20	2.5	2.2	14:20	5.5	5.6	-
14:21	2.3	2.1	14:21	6.0	5.6	-
14:22	2.5	2.1	14:22	4.5	5.6	-
14:23	3.0	2.1	14:23	5.0	5.5	-
14:24	3.0	2.2	14:24	5.3	5.6	-
14:25	2.5	2.3	14:25	6.5	5.6	-
14:26	2.5	2.4	14:26	5.3	5.6	-
14:27	3.8	2.6	14:27	5.8	5.6	-
14:28	3.0	2.7	14:28	5.8	5.4	-
14:29	4.3	2.8	14:29	6.8	5.5	-
14:30	5.8	2.9	14:30	8.0	5.7	-
14:31	4.3	3.0	14:31	9.0	5.9	-
14:32	3.5	3.1	14:32	6.8	6.1	-
14:33	4.5	3.3	14:33	4.8	6.1	-
14:34	2.5	3.3	14:34	5.8	6.0	-
14:35	1.5	3.3	14:35	5.0	6.0	-
14:36	1.3	3.2	14:36	5.0	5.9	-
14:37	0.8	3.1	14:37	4.5	5.9	-
14:38	1.3	3.0	14:38	6.0	6.0	-
14:39	1.3	2.8	14:39	5.3	6.0	-
14:40	1.3	2.8	14:40	5.0	5.9	-
14:41	3.5	2.8	14:41	5.0	5.9	-
14:42	1.8	2.7	14:42	4.3	5.8	-
14:43	1.8	2.6	14:43	5.3	5.8	-
14:44	2.5	2.5	14:44	5.5	5.7	-
14:45	1.3	2.2	14:45	4.5	5.4	-
14:46	1.8	2.0	14:46	5.3	5.2	-
14:47	1.8	1.9	14:47	6.5	5.2	-
14:48	0.3	1.6	14:48	12.3	5.7	-
14:49	17.0	2.6	14:49	11.8	6.1	-
14:50	15.5	3.5	14:50	4.5	6.0	-

Grand Union Bowling Alley Site
BCP #360222
150 Westchester Avenue, Port Chester
October 29, 2024

PARTICULATE DATA						
Upwind			Downwind			Exceeds Particulate Alarm Limit
Time	Concentration (ug/m^3)	15-Min Avg Concentration (ug/m^3)	Time	Concentration (ug/m^3)	15-Min Avg Concentration (ug/m^3)	
14:51	3.5	3.7	14:51	5.5	6.1	-
14:52	2.0	3.8	14:52	5.5	6.1	-
14:53	1.5	3.8	14:53	4.5	6.0	-
14:54	2.0	3.8	14:54	3.8	5.9	-
14:55	2.0	3.9	14:55	6.0	6.0	-
14:56	3.0	3.8	14:56	5.8	6.1	-
14:57	2.5	3.9	14:57	4.8	6.1	-
14:58	2.8	4.0	14:58	6.3	6.2	-
14:59	2.0	3.9	14:59	4.8	6.1	-
15:00	3.0	4.0	15:00	6.8	6.3	-
15:01	2.8	4.1	15:01	6.5	6.3	-
15:02	8.0	4.5	15:02	5.3	6.3	-
15:03	3.8	4.8	15:03	5.8	5.8	-
15:04	3.3	3.8	15:04	5.0	5.4	-
15:05	2.3	3.0	15:05	5.3	5.4	-
15:06	3.3	2.9	15:06	5.0	5.4	-
15:07	1.3	2.9	15:07	4.8	5.3	-
15:08	1.3	2.9	15:08	5.3	5.4	-
15:09	2.5	2.9	15:09	6.0	5.5	-
15:10	3.3	3.0	15:10	5.3	5.5	-
15:11	3.8	3.0	15:11	5.3	5.5	-
15:12	3.8	3.1	15:12	4.8	5.5	-
15:13	2.3	3.1	15:13	5.3	5.4	-
15:14	1.5	3.1	15:14	5.0	5.4	-
15:15	2.8	3.0	15:15	6.3	5.4	-
15:16	2.8	3.0	15:16	4.5	5.2	-
15:17	3.0	2.7	15:17	7.8	5.4	-
15:18	2.3	2.6	15:18	5.8	5.4	-
15:19	1.8	2.5	15:19	6.0	5.5	-
15:20	2.8	2.5	15:20	5.5	5.5	-
15:21	10.5	3.0	15:21	5.5	5.5	-

Grand Union Bowling Alley Site
BCP #360222
150 Westchester Avenue, Port Chester
October 29, 2024

Tuesday, October 29, 2024						
					Number of Instances Where Downwind VOCs Exceeds Upwind VOCs + 5 =	0
					Number of Comparable Data Points =	401
					Start Time:	8:26
					End Time:	15:21
PID DATA						
Upwind			Downwind			
Time	Concentration (ppm)	15-Min Avg Concentration (ppm)	Time	Concentration (ppm)	15-Min Avg Concentration (ppm)	Exceeds VOC Alarm Limit
8:26	0.0	-	8:26	0.0	-	-
8:27	0.0	-	8:27	0.0	-	-
8:28	0.0	-	8:28	0.0	-	-
8:29	0.0	-	8:29	0.0	-	-
8:30	0.0	-	8:30	0.0	-	-
8:31	0.0	-	8:31	0.0	-	-
8:32	0.0	-	8:32	0.0	-	-
8:33	0.0	-	8:33	0.0	-	-
8:34	0.0	-	8:34	0.0	-	-
8:35	0.0	-	8:35	0.0	-	-
8:36	0.0	-	8:36	0.0	-	-
8:37	0.0	-	8:37	0.0	-	-
8:38	0.0	-	8:38	0.0	-	-
8:39	0.0	-	8:39	0.0	-	-
8:40	0.0	-	8:40	0.0	-	-
8:41	0.0	0.0	8:41	0.0	0.0	-
8:42	0.0	0.0	8:42	0.0	0.0	-
8:43	0.0	0.0	8:43	0.0	0.0	-
8:44	0.0	0.0	8:44	0.0	0.0	-
8:45	0.0	0.0	8:45	0.0	0.0	-
8:46	0.0	0.0	8:46	0.0	0.0	-
8:47	0.0	0.0	8:47	0.0	0.0	-
8:48	0.0	0.0	8:48	0.0	0.0	-
8:49	0.0	0.0	8:49	0.0	0.0	-
8:50	0.0	0.0	8:50	0.0	0.0	-
8:51	0.0	0.0	8:51	0.0	0.0	-
8:52	0.0	0.0	8:52	0.0	0.0	-
8:53	0.0	0.0	8:53	0.0	0.0	-
8:54	0.0	0.0	8:54	0.0	0.0	-
8:55	0.0	0.0	8:55	0.0	0.0	-
8:56	0.0	0.0	8:56	0.0	0.0	-
8:57	0.0	0.0	8:57	0.0	0.0	-
8:58	0.0	0.0	8:58	0.0	0.0	-
8:59	0.0	0.0	8:59	0.0	0.0	-
9:00	0.0	0.0	9:00	0.0	0.0	-
9:01	0.0	0.0	9:01	0.0	0.0	-
9:02	0.0	0.0	9:02	0.0	0.0	-
9:03	0.0	0.0	9:03	0.0	0.0	-
9:04	0.0	0.0	9:04	0.0	0.0	-
9:05	0.0	0.0	9:05	0.0	0.0	-
9:06	0.0	0.0	9:06	0.0	0.0	-
9:07	0.0	0.0	9:07	0.0	0.0	-
9:08	0.0	0.0	9:08	0.0	0.0	-

Grand Union Bowling Alley Site
BCP #360222
150 Westchester Avenue, Port Chester
October 29, 2024

PID DATA						
Upwind			Downwind			
Time	Concentration (ppm)	15-Min Avg Concentration (ppm)	Time	Concentration (ppm)	15-Min Avg Concentration (ppm)	Exceeds VOC Alarm Limit
9:09	0.0	0.0	9:09	0.0	0.0	-
9:10	0.0	0.0	9:10	0.0	0.0	-
9:11	0.0	0.0	9:11	0.0	0.0	-
9:12	0.0	0.0	9:12	0.0	0.0	-
9:13	0.0	0.0	9:13	0.0	0.0	-
9:14	0.0	0.0	9:14	0.0	0.0	-
9:15	0.0	0.0	9:15	0.0	0.0	-
9:16	0.0	0.0	9:16	0.0	0.0	-
9:17	0.0	0.0	9:17	0.0	0.0	-
9:18	0.0	0.0	9:18	0.0	0.0	-
9:19	0.0	0.0	9:19	0.0	0.0	-
9:20	0.0	0.0	9:20	0.0	0.0	-
9:21	0.0	0.0	9:21	0.0	0.0	-
9:22	0.0	0.0	9:22	0.0	0.0	-
9:23	0.0	0.0	9:23	0.0	0.0	-
9:24	0.0	0.0	9:24	0.0	0.0	-
9:25	0.0	0.0	9:25	0.0	0.0	-
9:26	0.0	0.0	9:26	0.0	0.0	-
9:27	0.0	0.0	9:27	0.0	0.0	-
9:28	0.0	0.0	9:28	0.0	0.0	-
9:29	0.0	0.0	9:29	0.0	0.0	-
9:30	0.0	0.0	9:30	0.0	0.0	-
9:31	0.0	0.0	9:31	0.0	0.0	-
9:32	0.0	0.0	9:32	0.0	0.0	-
9:33	0.0	0.0	9:33	0.0	0.0	-
9:34	0.0	0.0	9:34	0.0	0.0	-
9:35	0.0	0.0	9:35	0.0	0.0	-
9:36	0.0	0.0	9:36	0.0	0.0	-
9:37	0.0	0.0	9:37	0.0	0.0	-
9:38	0.0	0.0	9:38	0.0	0.0	-
9:39	0.0	0.0	9:39	0.0	0.0	-
9:40	0.0	0.0	9:40	0.0	0.0	-
9:41	0.0	0.0	9:41	0.0	0.0	-
9:42	0.0	0.0	9:42	0.0	0.0	-
9:43	0.0	0.0	9:43	0.0	0.0	-
9:44	0.0	0.0	9:44	0.0	0.0	-
9:45	0.0	0.0	9:45	0.0	0.0	-
9:46	0.0	0.0	9:46	0.0	0.0	-
9:47	0.0	0.0	9:47	0.0	0.0	-
9:48	0.0	0.0	9:48	0.0	0.0	-
9:49	0.0	0.0	9:49	0.0	0.0	-
9:50	0.0	0.0	9:50	0.0	0.0	-
9:51	0.0	0.0	9:51	0.0	0.0	-
9:52	0.0	0.0	9:52	0.0	0.0	-
9:53	0.0	0.0	9:53	0.0	0.0	-
9:54	0.0	0.0	9:54	0.0	0.0	-
9:55	0.0	0.0	9:55	0.0	0.0	-
9:56	0.0	0.0	9:56	0.0	0.0	-

Grand Union Bowling Alley Site
BCP #360222
150 Westchester Avenue, Port Chester
October 29, 2024

PID DATA						
Upwind			Downwind			
Time	Concentration (ppm)	15-Min Avg Concentration (ppm)	Time	Concentration (ppm)	15-Min Avg Concentration (ppm)	Exceeds VOC Alarm Limit
9:57	0.0	0.0	9:57	0.0	0.0	-
9:58	0.0	0.0	9:58	0.0	0.0	-
9:59	0.0	0.0	9:59	0.0	0.0	-
10:00	0.0	0.0	10:00	0.0	0.0	-
10:01	0.0	0.0	10:01	0.0	0.0	-
10:02	0.0	0.0	10:02	0.0	0.0	-
10:03	0.0	0.0	10:03	0.0	0.0	-
10:04	0.0	0.0	10:04	0.0	0.0	-
10:05	0.0	0.0	10:05	0.0	0.0	-
10:06	0.0	0.0	10:06	0.0	0.0	-
10:07	0.0	0.0	10:07	0.0	0.0	-
10:08	0.0	0.0	10:08	0.0	0.0	-
10:09	0.0	0.0	10:09	0.0	0.0	-
10:10	0.0	0.0	10:10	0.0	0.0	-
10:11	0.0	0.0	10:11	0.0	0.0	-
10:12	0.0	0.0	10:12	0.0	0.0	-
10:13	0.0	0.0	10:13	0.0	0.0	-
10:14	0.0	0.0	10:14	0.0	0.0	-
10:15	0.0	0.0	10:15	0.0	0.0	-
10:16	0.0	0.0	10:16	0.0	0.0	-
10:17	0.0	0.0	10:17	0.0	0.0	-
10:18	0.0	0.0	10:18	0.0	0.0	-
10:19	0.0	0.0	10:19	0.0	0.0	-
10:20	0.0	0.0	10:20	0.0	0.0	-
10:21	0.0	0.0	10:21	0.0	0.0	-
10:22	0.0	0.0	10:22	0.0	0.0	-
10:23	0.0	0.0	10:23	0.0	0.0	-
10:24	0.0	0.0	10:24	0.0	0.0	-
10:25	0.0	0.0	10:25	0.0	0.0	-
10:26	0.1	0.0	10:26	0.0	0.0	-
10:27	0.0	0.0	10:27	0.0	0.0	-
10:28	0.0	0.0	10:28	0.0	0.0	-
10:29	0.0	0.0	10:29	0.0	0.0	-
10:30	0.0	0.0	10:30	0.0	0.0	-
10:31	0.0	0.0	10:31	0.0	0.0	-
10:32	0.0	0.0	10:32	0.0	0.0	-
10:33	0.0	0.0	10:33	0.0	0.0	-
10:34	0.0	0.0	10:34	0.0	0.0	-
10:35	0.0	0.0	10:35	0.0	0.0	-
10:36	0.0	0.0	10:36	0.0	0.0	-
10:37	0.0	0.0	10:37	0.0	0.0	-
10:38	0.0	0.0	10:38	0.0	0.0	-
10:39	0.0	0.0	10:39	0.0	0.0	-
10:40	0.0	0.0	10:40	0.0	0.0	-
10:41	0.0	0.0	10:41	0.0	0.0	-
10:42	0.0	0.0	10:42	0.0	0.0	-
10:43	0.0	0.0	10:43	0.0	0.0	-
10:44	0.0	0.0	10:44	0.0	0.0	-

Grand Union Bowling Alley Site
BCP #360222
150 Westchester Avenue, Port Chester
October 29, 2024

PID DATA						
Upwind			Downwind			
Time	Concentration (ppm)	15-Min Avg Concentration (ppm)	Time	Concentration (ppm)	15-Min Avg Concentration (ppm)	Exceeds VOC Alarm Limit
10:45	0.0	0.0	10:45	0.0	0.0	-
10:46	0.0	0.0	10:46	0.0	0.0	-
10:47	0.0	0.0	10:47	0.0	0.0	-
10:48	0.0	0.0	10:48	0.0	0.0	-
10:49	0.0	0.0	10:49	0.0	0.0	-
10:50	0.0	0.0	10:50	0.0	0.0	-
10:51	0.0	0.0	10:51	0.0	0.0	-
10:52	0.0	0.0	10:52	0.0	0.0	-
10:53	0.0	0.0	10:53	0.0	0.0	-
10:54	0.0	0.0	10:54	0.0	0.0	-
10:55	0.0	0.0	10:55	0.0	0.0	-
10:56	0.0	0.0	10:56	0.0	0.0	-
10:57	0.0	0.0	10:57	0.0	0.0	-
10:58	0.0	0.0	10:58	0.0	0.0	-
10:59	0.0	0.0	10:59	0.0	0.0	-
11:00	0.0	0.0	11:00	0.0	0.0	-
11:01	0.0	0.0	11:01	0.0	0.0	-
11:02	0.0	0.0	11:02	0.0	0.0	-
11:03	0.0	0.0	11:03	0.0	0.0	-
11:04	0.0	0.0	11:04	0.0	0.0	-
11:05	0.0	0.0	11:05	0.0	0.0	-
11:06	0.0	0.0	11:06	0.0	0.0	-
11:07	0.0	0.0	11:07	0.0	0.0	-
11:08	0.0	0.0	11:08	0.0	0.0	-
11:09	0.0	0.0	11:09	0.0	0.0	-
11:10	0.0	0.0	11:10	0.0	0.0	-
11:11	0.0	0.0	11:11	0.0	0.0	-
11:12	0.0	0.0	11:12	0.0	0.0	-
11:13	0.0	0.0	11:13	0.0	0.0	-
11:14	0.0	0.0	11:14	0.0	0.0	-
11:15	0.0	0.0	11:15	0.0	0.0	-
11:16	0.0	0.0	11:16	0.0	0.0	-
11:17	0.0	0.0	11:17	0.0	0.0	-
11:18	0.0	0.0	11:18	0.0	0.0	-
11:19	0.0	0.0	11:19	0.0	0.0	-
11:20	0.0	0.0	11:20	0.0	0.0	-
11:21	0.0	0.0	11:21	0.0	0.0	-
11:22	0.0	0.0	11:22	0.0	0.0	-
11:23	0.0	0.0	11:23	0.0	0.0	-
11:24	0.0	0.0	11:24	0.0	0.0	-
11:25	0.0	0.0	11:25	0.0	0.0	-
11:26	0.0	0.0	11:26	0.0	0.0	-
11:27	0.0	0.0	11:27	0.0	0.0	-
11:28	0.0	0.0	11:28	0.0	0.0	-
11:29	0.0	0.0	11:29	0.0	0.0	-
11:30	0.0	0.0	11:30	0.0	0.0	-
11:31	0.0	0.0	11:31	0.0	0.0	-
11:32	0.0	0.0	11:32	0.0	0.0	-

Grand Union Bowling Alley Site
BCP #360222
150 Westchester Avenue, Port Chester
October 29, 2024

PID DATA						
Upwind			Downwind			
Time	Concentration (ppm)	15-Min Avg Concentration (ppm)	Time	Concentration (ppm)	15-Min Avg Concentration (ppm)	Exceeds VOC Alarm Limit
11:33	0.0	0.0	11:33	0.0	0.0	-
11:34	0.0	0.0	11:34	0.0	0.0	-
11:35	0.0	0.0	11:35	0.0	0.0	-
11:36	0.0	0.0	11:36	0.0	0.0	-
11:37	0.0	0.0	11:37	0.0	0.0	-
11:38	0.0	0.0	11:38	0.0	0.0	-
11:39	0.0	0.0	11:39	0.0	0.0	-
11:40	0.0	0.0	11:40	0.0	0.0	-
11:41	0.0	0.0	11:41	0.0	0.0	-
11:42	0.0	0.0	11:42	0.0	0.0	-
11:43	0.0	0.0	11:43	0.0	0.0	-
11:44	0.0	0.0	11:44	0.0	0.0	-
11:45	0.0	0.0	11:45	0.0	0.0	-
11:46	0.0	0.0	11:46	0.0	0.0	-
11:47	0.0	0.0	11:47	0.0	0.0	-
11:48	0.0	0.0	11:48	0.0	0.0	-
11:49	0.0	0.0	11:49	0.0	0.0	-
11:50	0.0	0.0	11:50	0.0	0.0	-
11:51	0.0	0.0	11:51	0.0	0.0	-
11:52	0.0	0.0	11:52	0.0	0.0	-
11:53	0.0	0.0	11:53	0.0	0.0	-
11:54	0.0	0.0	11:54	0.0	0.0	-
11:55	0.0	0.0	11:55	0.0	0.0	-
11:56	0.0	0.0	11:56	0.0	0.0	-
11:57	0.0	0.0	11:57	0.0	0.0	-
11:58	0.0	0.0	11:58	0.0	0.0	-
11:59	0.0	0.0	11:59	0.0	0.0	-
12:00	0.0	0.0	12:00	0.0	0.0	-
12:01	0.0	0.0	12:01	0.0	0.0	-
12:02	0.0	0.0	12:02	0.0	0.0	-
12:03	0.0	0.0	12:03	0.0	0.0	-
12:04	0.0	0.0	12:04	0.0	0.0	-
12:05	0.0	0.0	12:05	0.0	0.0	-
12:06	0.0	0.0	12:06	0.0	0.0	-
12:07	0.0	0.0	12:07	0.0	0.0	-
12:08	0.0	0.0	12:08	0.0	0.0	-
12:09	0.0	0.0	12:09	0.0	0.0	-
12:10	0.0	0.0	12:10	0.0	0.0	-
12:11	0.0	0.0	12:11	0.0	0.0	-
12:12	0.0	0.0	12:12	0.0	0.0	-
12:13	0.0	0.0	12:13	0.0	0.0	-
12:14	0.0	0.0	12:14	0.0	0.0	-
12:15	0.0	0.0	12:15	0.0	0.0	-
12:16	0.0	0.0	12:16	0.0	0.0	-
12:17	0.0	0.0	12:17	0.0	0.0	-
12:18	0.0	0.0	12:18	0.0	0.0	-
12:19	0.0	0.0	12:19	0.0	0.0	-
12:20	0.0	0.0	12:20	0.0	0.0	-

Grand Union Bowling Alley Site
BCP #360222
150 Westchester Avenue, Port Chester
October 29, 2024

PID DATA						
Upwind			Downwind			
Time	Concentration (ppm)	15-Min Avg Concentration (ppm)	Time	Concentration (ppm)	15-Min Avg Concentration (ppm)	Exceeds VOC Alarm Limit
12:21	0.0	0.0	12:21	0.0	0.0	-
12:22	0.0	0.0	12:22	0.0	0.0	-
12:23	0.0	0.0	12:23	0.0	0.0	-
12:24	0.0	0.0	12:24	0.0	0.0	-
12:25	0.0	0.0	12:25	0.0	0.0	-
12:26	0.0	0.0	12:26	0.0	0.0	-
12:27	0.0	0.0	12:27	0.0	0.0	-
12:28	0.0	0.0	12:28	0.0	0.0	-
12:29	0.0	0.0	12:29	0.0	0.0	-
12:30	0.0	0.0	12:30	0.0	0.0	-
12:31	0.0	0.0	12:31	0.0	0.0	-
12:32	0.0	0.0	12:32	0.0	0.0	-
12:33	0.0	0.0	12:33	0.0	0.0	-
12:34	0.0	0.0	12:34	0.0	0.0	-
12:35	0.0	0.0	12:35	0.0	0.0	-
12:36	0.0	0.0	12:36	0.0	0.0	-
12:37	0.0	0.0	12:37	0.0	0.0	-
12:38	0.0	0.0	12:38	0.0	0.0	-
12:39	0.0	0.0	12:39	0.0	0.0	-
12:40	0.0	0.0	12:40	0.0	0.0	-
12:41	0.0	0.0	12:41	0.0	0.0	-
12:42	0.0	0.0	12:42	0.0	0.0	-
12:43	0.0	0.0	12:43	0.0	0.0	-
12:44	0.0	0.0	12:44	0.0	0.0	-
12:45	0.0	0.0	12:45	0.0	0.0	-
12:46	0.0	0.0	12:46	0.0	0.0	-
12:47	0.0	0.0	12:47	0.0	0.0	-
12:48	0.0	0.0	12:48	0.0	0.0	-
12:49	0.0	0.0	12:49	0.0	0.0	-
12:50	0.0	0.0	12:50	0.0	0.0	-
12:51	0.0	0.0	12:51	0.0	0.0	-
12:52	0.0	0.0	12:52	0.0	0.0	-
12:53	0.0	0.0	12:53	0.0	0.0	-
12:54	0.0	0.0	12:54	0.0	0.0	-
12:55	0.0	0.0	12:55	0.0	0.0	-
12:56	0.0	0.0	12:56	0.0	0.0	-
12:57	0.0	0.0	12:57	0.0	0.0	-
12:58	0.0	0.0	12:58	0.0	0.0	-
12:59	0.0	0.0	12:59	0.0	0.0	-
13:00	0.0	0.0	13:00	0.0	0.0	-
13:01	0.0	0.0	13:01	0.0	0.0	-
13:02	0.0	0.0	13:02	0.0	0.0	-
13:03	0.0	0.0	13:03	0.0	0.0	-
13:04	0.0	0.0	13:04	0.0	0.0	-
13:05	0.0	0.0	13:05	0.0	0.0	-
13:06	0.0	0.0	13:06	0.0	0.0	-
13:07	0.0	0.0	13:07	0.0	0.0	-
13:08	0.0	0.0	13:08	0.0	0.0	-

Grand Union Bowling Alley Site
BCP #360222
150 Westchester Avenue, Port Chester
October 29, 2024

PID DATA						
Upwind			Downwind			
Time	Concentration (ppm)	15-Min Avg Concentration (ppm)	Time	Concentration (ppm)	15-Min Avg Concentration (ppm)	Exceeds VOC Alarm Limit
13:09	0.0	0.0	13:09	0.0	0.0	-
13:10	0.0	0.0	13:10	0.0	0.0	-
13:11	0.0	0.0	13:11	0.0	0.0	-
13:12	0.0	0.0	13:12	0.0	0.0	-
13:13	0.0	0.0	13:13	0.0	0.0	-
13:14	0.0	0.0	13:14	0.0	0.0	-
13:15	0.0	0.0	13:15	0.0	0.0	-
13:16	0.0	0.0	13:16	0.0	0.0	-
13:17	0.0	0.0	13:17	0.0	0.0	-
13:18	0.0	0.0	13:18	0.0	0.0	-
13:19	0.0	0.0	13:19	0.0	0.0	-
13:20	0.0	0.0	13:20	0.0	0.0	-
13:21	0.0	0.0	13:21	0.0	0.0	-
13:22	0.0	0.0	13:22	0.0	0.0	-
13:23	0.0	0.0	13:23	0.0	0.0	-
13:24	0.0	0.0	13:24	0.0	0.0	-
13:25	0.0	0.0	13:25	0.0	0.0	-
13:26	0.0	0.0	13:26	0.0	0.0	-
13:27	0.0	0.0	13:27	0.0	0.0	-
13:28	0.0	0.0	13:28	0.0	0.0	-
13:29	0.0	0.0	13:29	0.0	0.0	-
13:30	0.0	0.0	13:30	0.0	0.0	-
13:31	0.0	0.0	13:31	0.0	0.0	-
13:32	0.0	0.0	13:32	0.0	0.0	-
13:33	0.0	0.0	13:33	0.0	0.0	-
13:34	0.0	0.0	13:34	0.0	0.0	-
13:35	0.0	0.0	13:35	0.0	0.0	-
13:36	0.0	0.0	13:36	0.0	0.0	-
13:37	0.0	0.0	13:37	0.0	0.0	-
13:38	0.0	0.0	13:38	0.0	0.0	-
13:39	0.0	0.0	13:39	0.0	0.0	-
13:40	0.0	0.0	13:40	0.0	0.0	-
13:41	0.0	0.0	13:41	0.0	0.0	-
13:42	0.0	0.0	13:42	0.0	0.0	-
13:43	0.0	0.0	13:43	0.0	0.0	-
13:44	0.0	0.0	13:44	0.0	0.0	-
13:45	0.0	0.0	13:45	0.0	0.0	-
13:46	0.0	0.0	13:46	0.0	0.0	-
13:47	0.0	0.0	13:47	0.0	0.0	-
13:48	0.0	0.0	13:48	0.0	0.0	-
13:49	0.0	0.0	13:49	0.0	0.0	-
13:50	0.0	0.0	13:50	0.0	0.0	-
13:51	0.0	0.0	13:51	0.0	0.0	-
13:52	0.0	0.0	13:52	0.0	0.0	-
13:53	0.0	0.0	13:53	0.0	0.0	-
13:54	0.0	0.0	13:54	0.0	0.0	-
13:55	0.0	0.0	13:55	0.0	0.0	-
13:56	0.0	0.0	13:56	0.0	0.0	-

Grand Union Bowling Alley Site
BCP #360222
150 Westchester Avenue, Port Chester
October 29, 2024

PID DATA						
Upwind			Downwind			
Time	Concentration (ppm)	15-Min Avg Concentration (ppm)	Time	Concentration (ppm)	15-Min Avg Concentration (ppm)	Exceeds VOC Alarm Limit
13:57	0.0	0.0	13:57	0.0	0.0	-
13:58	0.0	0.0	13:58	0.0	0.0	-
13:59	0.0	0.0	13:59	0.0	0.0	-
14:00	0.0	0.0	14:00	0.0	0.0	-
14:01	0.0	0.0	14:01	0.0	0.0	-
14:02	0.0	0.0	14:02	0.0	0.0	-
14:03	0.0	0.0	14:03	0.0	0.0	-
14:04	0.0	0.0	14:04	0.0	0.0	-
14:05	0.0	0.0	14:05	0.0	0.0	-
14:06	0.0	0.0	14:06	0.0	0.0	-
14:07	0.0	0.0	14:07	0.0	0.0	-
14:08	0.0	0.0	14:08	0.0	0.0	-
14:09	0.0	0.0	14:09	0.0	0.0	-
14:10	0.0	0.0	14:10	0.0	0.0	-
14:11	0.0	0.0	14:11	0.0	0.0	-
14:12	0.0	0.0	14:12	0.0	0.0	-
14:13	0.0	0.0	14:13	0.0	0.0	-
14:14	0.0	0.0	14:14	0.0	0.0	-
14:15	0.0	0.0	14:15	0.0	0.0	-
14:16	0.0	0.0	14:16	0.0	0.0	-
14:17	0.0	0.0	14:17	0.0	0.0	-
14:18	0.0	0.0	14:18	0.0	0.0	-
14:19	0.0	0.0	14:19	0.0	0.0	-
14:20	0.0	0.0	14:20	0.0	0.0	-
14:21	0.0	0.0	14:21	0.0	0.0	-
14:22	0.0	0.0	14:22	0.0	0.0	-
14:23	0.0	0.0	14:23	0.0	0.0	-
14:24	0.0	0.0	14:24	0.0	0.0	-
14:25	0.0	0.0	14:25	0.0	0.0	-
14:26	0.0	0.0	14:26	0.0	0.0	-
14:27	0.0	0.0	14:27	0.0	0.0	-
14:28	0.0	0.0	14:28	0.0	0.0	-
14:29	0.0	0.0	14:29	0.0	0.0	-
14:30	0.0	0.0	14:30	0.0	0.0	-
14:31	0.0	0.0	14:31	0.0	0.0	-
14:32	0.0	0.0	14:32	0.0	0.0	-
14:33	0.0	0.0	14:33	0.0	0.0	-
14:34	0.0	0.0	14:34	0.0	0.0	-
14:35	0.0	0.0	14:35	0.0	0.0	-
14:36	0.0	0.0	14:36	0.0	0.0	-
14:37	0.0	0.0	14:37	0.0	0.0	-
14:38	0.0	0.0	14:38	0.0	0.0	-
14:39	0.0	0.0	14:39	0.0	0.0	-
14:40	0.0	0.0	14:40	0.0	0.0	-
14:41	0.0	0.0	14:41	0.0	0.0	-
14:42	0.0	0.0	14:42	0.0	0.0	-
14:43	0.0	0.0	14:43	0.0	0.0	-
14:44	0.0	0.0	14:44	0.0	0.0	-

Grand Union Bowling Alley Site
BCP #360222
150 Westchester Avenue, Port Chester
October 29, 2024

PID DATA						
Upwind			Downwind			
Time	Concentration (ppm)	15-Min Avg Concentration (ppm)	Time	Concentration (ppm)	15-Min Avg Concentration (ppm)	Exceeds VOC Alarm Limit
14:45	0.0	0.0	14:45	0.0	0.0	-
14:46	0.0	0.0	14:46	0.0	0.0	-
14:47	0.0	0.0	14:47	0.0	0.0	-
14:48	0.0	0.0	14:48	0.0	0.0	-
14:49	0.0	0.0	14:49	0.0	0.0	-
14:50	0.0	0.0	14:50	0.0	0.0	-
14:51	0.0	0.0	14:51	0.0	0.0	-
14:52	0.0	0.0	14:52	0.0	0.0	-
14:53	0.0	0.0	14:53	0.0	0.0	-
14:54	0.0	0.0	14:54	0.0	0.0	-
14:55	0.0	0.0	14:55	0.0	0.0	-
14:56	0.0	0.0	14:56	0.0	0.0	-
14:57	0.0	0.0	14:57	0.0	0.0	-
14:58	0.0	0.0	14:58	0.0	0.0	-
14:59	0.0	0.0	14:59	0.0	0.0	-
15:00	0.0	0.0	15:00	0.0	0.0	-
15:01	0.0	0.0	15:01	0.0	0.0	-
15:02	0.0	0.0	15:02	0.0	0.0	-
15:03	0.0	0.0	15:03	0.0	0.0	-
15:04	0.0	0.0	15:04	0.0	0.0	-
15:05	0.0	0.0	15:05	0.0	0.0	-
15:06	0.0	0.0	15:06	0.0	0.0	-
15:07	0.0	0.0	15:07	0.0	0.0	-
15:08	0.0	0.0	15:08	0.0	0.0	-
15:09	0.0	0.0	15:09	0.0	0.0	-
15:10	0.0	0.0	15:10	0.0	0.0	-
15:11	0.0	0.0	15:11	0.0	0.0	-
15:12	0.0	0.0	15:12	0.0	0.0	-
15:13	0.0	0.0	15:13	0.0	0.0	-
15:14	0.0	0.0	15:14	0.0	0.0	-
15:15	0.0	0.0	15:15	0.0	0.0	-
15:16	0.0	0.0	15:16	0.0	0.0	-
15:17	0.0	0.0	15:17	0.0	0.0	-
15:18	0.0	0.0	15:18	0.0	0.0	-
15:19	0.0	0.0	15:19	0.0	0.0	-
15:20	0.0	0.0	15:20	0.0	0.0	-
15:21	0.0	0.0	15:21	0.0	0.0	-

SESI CONSULTING ENGINEERS

959 US-46 Floor 3, Suite 300 - Parsippany-Troy Hills, NJ

DAILY AIR MONITORING REPORT
150 Westchester Avenue
Port Chester, New York

10/30/2024

Rev. No. 0	Page 1 of 2
Project Number: 11895A	
Dust Action Level	150 µg/m^3
VOC Action Level	5 ppm

Weather Data Range for Work Day		Wind Direction	SW	Relative Humidity (%)	59.0 - 90.0	Daily Rain Total (in)	0.00	Readings in the summary table and graphs below are the reported downwind concentrations.
Temperature (°F)	53.0 - 72.0	Wind Speed (MPH)	1.3 - 5.9	Barometer (inHg)	30.30 - 30.40	Avg. Dew Point Temp (°F)	55.5	

Station Location	Daily Avg. Dust Concentration (µg/m^3)	Max 15-Min Dust Concentration (µg/m^3)	Time of Max Dust Reading	Daily Avg. VOC Concentration (ppm)	Max 15-Min VOC Concentration (ppm)	Time of Max VOC Reading
Upwind	29.7	50.1	10:44	0.0	0.0	8:57
Downwind	26.9	37.9	13:16	0.1	0.7	10:39

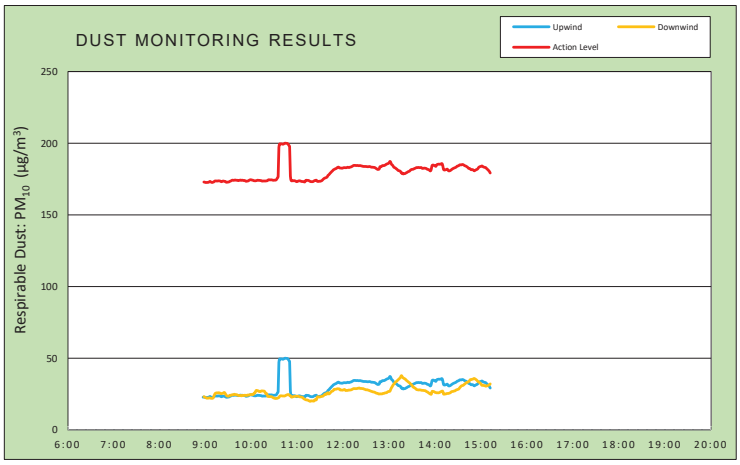

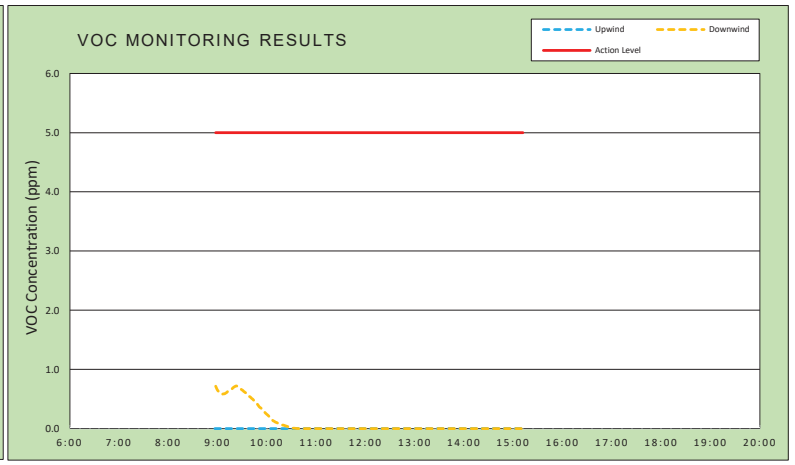

Air Monitoring Notes:

Weather Notes:

EMILCOTT
A Triumvirate Environmental Company

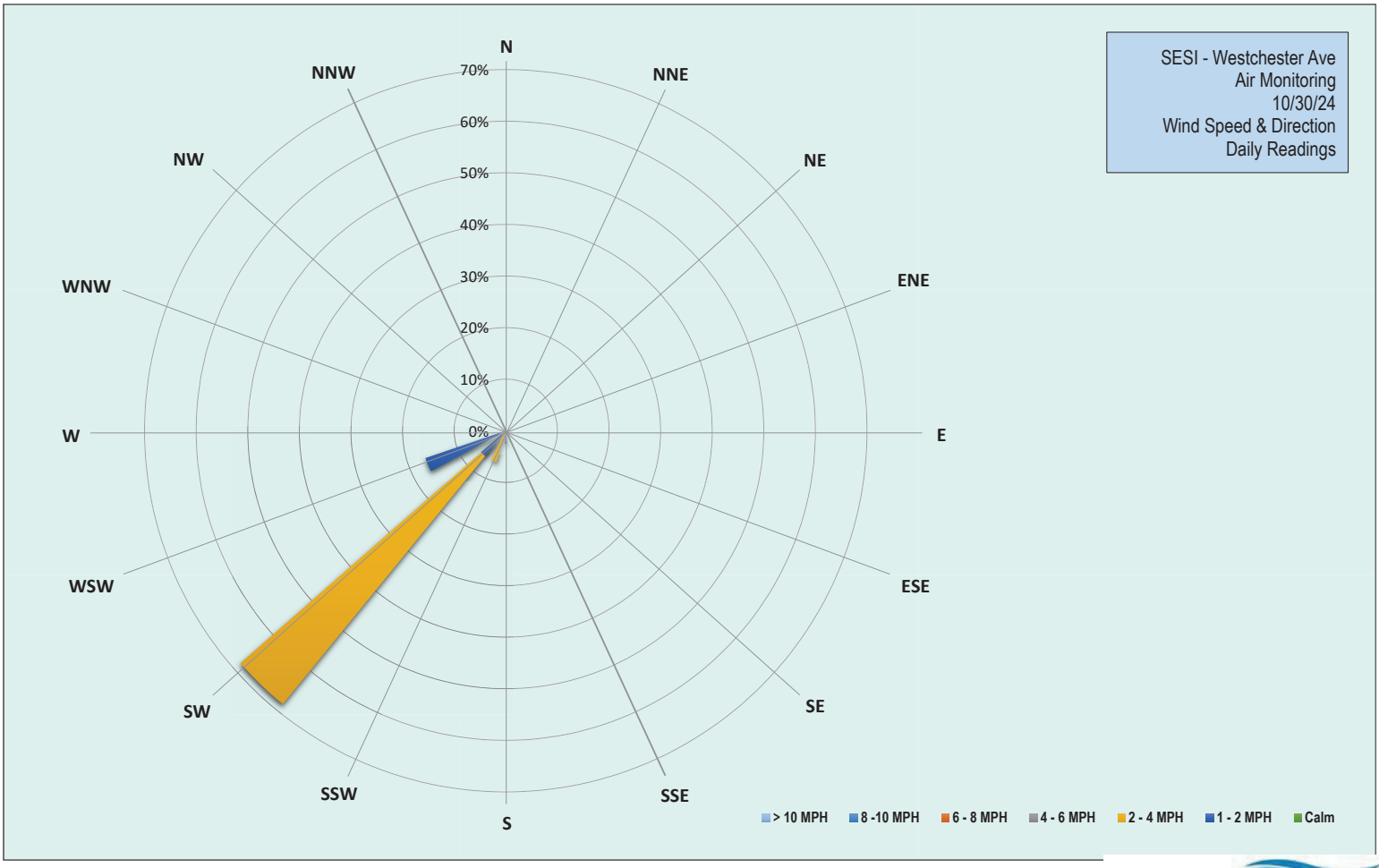

EMILCOTT
A Triumvirate Environmental Company

Grand Union Bowling Alley Site
BCP #360222
150 Westchester Avenue, Port Chester
October 30, 2024

Wednesday, October 30, 2024						
Number of Instances Where Downwind Particulates Exceeds Upwind Particulate + 150 =						0
Number of Comparable Data Points =						375
Start Time:						8:42
End Time:						15:12
PARTICULATE DATA						
Upwind			Downwind			Exceeds Particulate Alarm Limit
Time	Concentration (ug/m^3)	15-Min Avg Concentration (ug/m^3)	Time	Concentration (ug/m^3)	15-Min Avg Concentration (ug/m^3)	
8:42	22.0	-	8:42	-	-	-
8:43	21.5	-	8:43	30.0	-	-
8:44	22.5	-	8:44	28.0	-	-
8:45	24.8	-	8:45	24.5	-	-
8:46	21.3	-	8:46	25.0	-	-
8:47	21.0	-	8:47	23.3	-	-
8:48	21.0	-	8:48	23.5	-	-
8:49	20.8	-	8:49	22.8	-	-
8:50	20.0	-	8:50	23.8	-	-
8:51	21.8	-	8:51	23.0	-	-
8:52	29.5	-	8:52	23.5	-	-
8:53	26.3	-	8:53	25.3	-	-
8:54	25.3	-	8:54	22.5	-	-
8:55	24.5	-	8:55	21.3	-	-
8:56	21.8	-	8:56	21.8	-	-
8:57	21.0	22.9	8:57	20.3	-	-
8:58	23.0	23.0	8:58	19.8	23.2	-
8:59	21.3	22.9	8:59	24.3	23.0	-
9:00	21.5	22.7	9:00	20.8	22.7	-
9:01	21.3	22.7	9:01	20.0	22.4	-
9:02	20.8	22.6	9:02	20.3	22.2	-
9:03	22.0	22.7	9:03	23.8	22.2	-
9:04	21.8	22.8	9:04	23.3	22.2	-
9:05	24.0	23.0	9:05	26.5	22.4	-
9:06	27.3	23.4	9:06	21.0	22.3	-
9:07	23.8	23.0	9:07	21.5	22.1	-
9:08	22.3	22.8	9:08	24.3	22.1	-
9:09	23.8	22.7	9:09	22.8	22.1	-
9:10	27.8	22.9	9:10	24.8	22.3	-
9:11	24.3	23.0	9:11	38.3	23.4	-
9:12	28.8	23.6	9:12	40.0	24.7	-
9:13	25.0	23.7	9:13	31.8	25.5	-
9:14	21.3	23.7	9:14	27.5	25.8	-
9:15	21.0	23.7	9:15	22.8	25.9	-
9:16	21.5	23.7	9:16	19.5	25.9	-
9:17	22.3	23.8	9:17	21.8	26.0	-
9:18	21.3	23.7	9:18	22.8	25.9	-
9:19	21.0	23.7	9:19	21.3	25.8	-
9:20	20.5	23.4	9:20	20.5	25.4	-
9:21	22.8	23.1	9:21	21.3	25.4	-
9:22	28.0	23.4	9:22	23.8	25.5	-

Grand Union Bowling Alley Site
BCP #360222
150 Westchester Avenue, Port Chester
October 30, 2024

PARTICULATE DATA						
Upwind			Downwind			Exceeds Particulate Alarm Limit
Time	Concentration (ug/m^3)	15-Min Avg Concentration (ug/m^3)	Time	Concentration (ug/m^3)	15-Min Avg Concentration (ug/m^3)	
9:23	25.3	23.6	9:23	25.5	25.6	-
9:24	23.0	23.6	9:24	29.5	26.1	-
9:25	25.3	23.4	9:25	25.0	26.1	-
9:26	23.8	23.4	9:26	26.5	25.3	-
9:27	21.0	22.9	9:27	27.0	24.4	-
9:28	24.5	22.8	9:28	22.5	23.8	-
9:29	22.0	22.9	9:29	24.5	23.6	-
9:30	22.5	23.0	9:30	21.8	23.5	-
9:31	23.3	23.1	9:31	23.3	23.8	-
9:32	27.5	23.4	9:32	28.8	24.3	-
9:33	24.5	23.7	9:33	21.0	24.1	-
9:34	24.8	23.9	9:34	23.8	24.3	-
9:35	25.3	24.2	9:35	24.3	24.6	-
9:36	22.5	24.2	9:36	20.0	24.5	-
9:37	26.8	24.1	9:37	27.8	24.7	-
9:38	27.3	24.3	9:38	28.0	24.9	-
9:39	24.3	24.3	9:39	25.8	24.7	-
9:40	23.0	24.2	9:40	24.0	24.6	-
9:41	23.5	24.2	9:41	26.5	24.6	-
9:42	20.5	24.1	9:42	21.5	24.2	-
9:43	20.8	23.9	9:43	21.5	24.2	-
9:44	25.8	24.1	9:44	22.3	24.0	-
9:45	23.0	24.2	9:45	21.3	24.0	-
9:46	25.5	24.3	9:46	25.0	24.1	-
9:47	24.0	24.1	9:47	24.3	23.8	-
9:48	26.5	24.2	9:48	24.5	24.0	-
9:49	23.5	24.1	9:49	25.0	24.1	-
9:50	22.8	24.0	9:50	22.5	24.0	-
9:51	23.8	24.1	9:51	23.3	24.2	-
9:52	23.0	23.8	9:52	27.5	24.2	-
9:53	22.5	23.5	9:53	27.0	24.1	-
9:54	25.3	23.6	9:54	24.5	24.0	-
9:55	24.3	23.6	9:55	29.3	24.4	-
9:56	25.5	23.8	9:56	24.8	24.3	-
9:57	25.8	24.1	9:57	24.0	24.4	-
9:58	25.0	24.4	9:58	23.0	24.5	-
9:59	27.8	24.5	9:59	24.0	24.7	-
10:00	21.8	24.5	10:00	23.3	24.8	-
10:01	23.0	24.3	10:01	24.0	24.7	-
10:02	23.0	24.2	10:02	23.3	24.7	-
10:03	22.0	23.9	10:03	32.0	25.2	-
10:04	22.5	23.9	10:04	36.8	25.9	-
10:05	21.8	23.8	10:05	23.5	26.0	-
10:06	25.0	23.9	10:06	44.0	27.4	-
10:07	24.8	24.0	10:07	30.5	27.6	-
10:08	25.8	24.2	10:08	22.8	27.3	-
10:09	24.5	24.2	10:09	25.0	27.3	-
10:10	23.5	24.1	10:10	22.5	26.9	-

Grand Union Bowling Alley Site
BCP #360222
150 Westchester Avenue, Port Chester
October 30, 2024

PARTICULATE DATA						
Upwind			Downwind			Exceeds Particulate Alarm Limit
Time	Concentration (ug/m^3)	15-Min Avg Concentration (ug/m^3)	Time	Concentration (ug/m^3)	15-Min Avg Concentration (ug/m^3)	
10:11	25.3	24.1	10:11	23.5	26.8	-
10:12	24.0	24.0	10:12	23.8	26.8	-
10:13	24.0	23.9	10:13	29.3	27.2	-
10:14	23.3	23.6	10:14	24.3	27.2	-
10:15	22.5	23.7	10:15	23.0	27.2	-
10:16	23.3	23.7	10:16	22.8	27.1	-
10:17	23.0	23.7	10:17	21.8	27.0	-
10:18	22.0	23.7	10:18	20.5	26.3	-
10:19	22.8	23.7	10:19	22.5	25.3	-
10:20	23.5	23.8	10:20	24.5	25.4	-
10:21	26.5	23.9	10:21	21.3	23.9	-
10:22	31.8	24.4	10:22	22.3	23.3	-
10:23	28.3	24.5	10:23	24.5	23.4	-
10:24	23.0	24.4	10:24	22.5	23.3	-
10:25	23.8	24.5	10:25	23.3	23.3	-
10:26	25.8	24.5	10:26	22.3	23.2	-
10:27	22.8	24.4	10:27	21.3	23.1	-
10:28	21.5	24.2	10:28	23.8	22.7	-
10:29	22.3	24.2	10:29	19.5	22.4	-
10:30	23.8	24.3	10:30	20.0	22.2	-
10:31	23.3	24.3	10:31	20.3	22.0	-
10:32	24.3	24.3	10:32	21.0	22.0	-
10:33	29.3	24.8	10:33	21.5	22.0	-
10:34	37.3	25.8	10:34	24.0	22.1	-
10:35	37.5	26.7	10:35	28.8	22.4	-
10:36	333.0	47.2	10:36	24.8	22.6	-
10:37	68.3	49.6	10:37	35.0	23.5	-
10:38	26.5	49.5	10:38	29.3	23.8	-
10:39	24.3	49.6	10:39	22.5	23.8	-
10:40	23.5	49.5	10:40	23.0	23.8	-
10:41	22.5	49.3	10:41	20.8	23.7	-
10:42	24.8	49.5	10:42	21.8	23.7	-
10:43	26.5	49.8	10:43	22.8	23.7	-
10:44	26.3	50.1	10:44	22.0	23.8	-
10:45	22.5	50.0	10:45	24.5	24.1	-
10:46	22.8	49.9	10:46	23.5	24.3	-
10:47	23.0	49.9	10:47	24.5	24.6	-
10:48	22.8	49.4	10:48	23.5	24.7	-
10:49	23.3	48.5	10:49	21.8	24.6	-
10:50	25.5	47.7	10:50	20.3	24.0	-
10:51	24.5	27.1	10:51	23.3	23.9	-
10:52	22.0	24.0	10:52	22.8	23.1	-
10:53	22.3	23.8	10:53	26.8	22.9	-
10:54	27.0	23.9	10:54	26.0	23.1	-
10:55	22.0	23.8	10:55	24.3	23.2	-
10:56	23.5	23.9	10:56	23.8	23.4	-
10:57	22.8	23.8	10:57	23.3	23.5	-
10:58	23.0	23.5	10:58	22.5	23.5	-

Grand Union Bowling Alley Site
BCP #360222
150 Westchester Avenue, Port Chester
October 30, 2024

PARTICULATE DATA						
Upwind			Downwind			Exceeds Particulate Alarm Limit
Time	Concentration (ug/m^3)	15-Min Avg Concentration (ug/m^3)	Time	Concentration (ug/m^3)	15-Min Avg Concentration (ug/m^3)	
10:59	21.5	23.2	10:59	23.0	23.6	-
11:00	23.8	23.3	11:00	23.5	23.5	-
11:01	26.5	23.6	11:01	23.3	23.5	-
11:02	25.8	23.7	11:02	22.5	23.4	-
11:03	23.5	23.8	11:03	20.3	23.1	-
11:04	21.3	23.7	11:04	20.5	23.1	-
11:05	22.8	23.5	11:05	20.0	23.0	-
11:06	22.3	23.3	11:06	20.0	22.8	-
11:07	21.5	23.3	11:07	19.5	22.6	-
11:08	21.8	23.3	11:08	18.8	22.1	-
11:09	23.8	23.0	11:09	19.8	21.7	-
11:10	22.5	23.1	11:10	20.0	21.4	-
11:11	38.3	24.1	11:11	20.0	21.1	-
11:12	24.5	24.2	11:12	20.5	20.9	-
11:13	22.0	24.1	11:13	22.3	20.9	-
11:14	21.3	24.1	11:14	20.0	20.7	-
11:15	21.8	24.0	11:15	18.8	20.4	-
11:16	21.8	23.6	11:16	20.3	20.2	-
11:17	21.5	23.4	11:17	18.8	20.0	-
11:18	21.3	23.2	11:18	25.3	20.3	-
11:19	21.5	23.2	11:19	20.5	20.3	-
11:20	22.5	23.2	11:20	19.0	20.2	-
11:21	25.0	23.4	11:21	19.3	20.2	-
11:22	27.0	23.8	11:22	20.5	20.2	-
11:23	25.5	24.0	11:23	32.3	21.1	-
11:24	25.5	24.1	11:24	18.3	21.0	-
11:25	24.0	24.2	11:25	19.8	21.0	-
11:26	27.3	23.5	11:26	48.8	22.9	-
11:27	23.0	23.4	11:27	24.5	23.2	-
11:28	22.0	23.4	11:28	20.3	23.1	-
11:29	23.0	23.5	11:29	18.5	23.0	-
11:30	21.5	23.5	11:30	20.5	23.1	-
11:31	24.8	23.7	11:31	23.3	23.3	-
11:32	24.8	23.9	11:32	21.5	23.5	-
11:33	28.8	24.4	11:33	25.5	23.5	-
11:34	29.8	25.0	11:34	25.3	23.8	-
11:35	29.3	25.4	11:35	27.0	24.3	-
11:36	29.8	25.7	11:36	26.3	24.8	-
11:37	29.3	25.9	11:37	25.3	25.1	-
11:38	29.8	26.2	11:38	27.5	24.8	-
11:39	30.0	26.5	11:39	28.0	25.5	-
11:40	39.3	27.5	11:40	28.3	26.0	-
11:41	33.8	27.9	11:41	35.8	25.2	-
11:42	31.8	28.5	11:42	26.8	25.3	-
11:43	31.8	29.1	11:43	28.3	25.8	-
11:44	31.0	29.7	11:44	28.0	26.5	-
11:45	30.5	30.3	11:45	27.5	26.9	-
11:46	31.5	30.7	11:46	26.0	27.1	-

Grand Union Bowling Alley Site
BCP #360222
150 Westchester Avenue, Port Chester
October 30, 2024

PARTICULATE DATA						
Upwind			Downwind			Exceeds Particulate Alarm Limit
Time	Concentration (ug/m^3)	15-Min Avg Concentration (ug/m^3)	Time	Concentration (ug/m^3)	15-Min Avg Concentration (ug/m^3)	
11:47	34.3	31.4	11:47	27.3	27.5	-
11:48	33.8	31.7	11:48	37.5	28.3	-
11:49	34.0	32.0	11:49	26.3	28.4	-
11:50	33.5	32.3	11:50	27.5	28.4	-
11:51	32.5	32.4	11:51	27.5	28.5	-
11:52	36.5	32.9	11:52	28.5	28.7	-
11:53	34.3	33.2	11:53	28.0	28.7	-
11:54	31.8	33.3	11:54	27.0	28.7	-
11:55	32.3	32.9	11:55	27.3	28.6	-
11:56	31.8	32.7	11:56	25.3	27.9	-
11:57	31.3	32.7	11:57	26.8	27.9	-
11:58	30.3	32.6	11:58	27.0	27.8	-
11:59	31.5	32.6	11:59	27.3	27.8	-
12:00	33.8	32.9	12:00	29.5	27.9	-
12:01	33.3	33.0	12:01	29.3	28.1	-
12:02	34.3	33.0	12:02	28.3	28.2	-
12:03	33.3	32.9	12:03	27.8	27.5	-
12:04	34.3	33.0	12:04	26.5	27.6	-
12:05	35.8	33.1	12:05	28.0	27.6	-
12:06	35.0	33.3	12:06	27.8	27.6	-
12:07	34.0	33.1	12:07	31.8	27.8	-
12:08	34.3	33.1	12:08	27.8	27.8	-
12:09	35.3	33.3	12:09	28.0	27.9	-
12:10	34.0	33.5	12:10	28.5	28.0	-
12:11	35.3	33.7	12:11	27.8	28.1	-
12:12	35.8	34.0	12:12	31.8	28.5	-
12:13	35.5	34.3	12:13	30.8	28.7	-
12:14	34.5	34.5	12:14	29.8	28.9	-
12:15	33.8	34.5	12:15	28.8	28.8	-
12:16	33.0	34.5	12:16	29.3	28.8	-
12:17	33.0	34.4	12:17	28.3	28.8	-
12:18	34.0	34.5	12:18	28.5	28.9	-
12:19	34.0	34.5	12:19	29.5	29.1	-
12:20	34.0	34.4	12:20	28.8	29.1	-
12:21	35.3	34.4	12:21	30.0	29.3	-
12:22	34.8	34.4	12:22	27.5	29.0	-
12:23	32.5	34.3	12:23	27.3	29.0	-
12:24	32.8	34.1	12:24	27.8	28.9	-
12:25	32.5	34.0	12:25	26.8	28.8	-
12:26	32.5	33.9	12:26	28.0	28.8	-
12:27	35.3	33.8	12:27	27.5	28.6	-
12:28	35.3	33.8	12:28	28.5	28.4	-
12:29	34.5	33.8	12:29	26.0	28.2	-
12:30	33.3	33.8	12:30	26.3	28.0	-
12:31	31.8	33.7	12:31	30.5	28.1	-
12:32	32.0	33.6	12:32	25.5	27.9	-
12:33	34.5	33.7	12:33	26.3	27.7	-
12:34	35.5	33.8	12:34	26.3	27.5	-

Grand Union Bowling Alley Site
BCP #360222
150 Westchester Avenue, Port Chester
October 30, 2024

PARTICULATE DATA						
Upwind			Downwind			Exceeds Particulate Alarm Limit
Time	Concentration (ug/m^3)	15-Min Avg Concentration (ug/m^3)	Time	Concentration (ug/m^3)	15-Min Avg Concentration (ug/m^3)	
12:35	33.0	33.7	12:35	25.8	27.3	-
12:36	32.0	33.5	12:36	26.5	27.1	-
12:37	32.0	33.3	12:37	24.8	26.9	-
12:38	32.8	33.3	12:38	24.8	26.7	-
12:39	31.5	33.2	12:39	24.8	26.5	-
12:40	31.8	33.2	12:40	26.0	26.5	-
12:41	31.0	33.1	12:41	25.0	26.3	-
12:42	31.0	32.8	12:42	24.0	26.1	-
12:43	29.3	32.4	12:43	23.8	25.7	-
12:44	29.8	32.1	12:44	23.8	25.6	-
12:45	28.3	31.7	12:45	25.0	25.5	-
12:46	32.8	31.8	12:46	25.8	25.2	-
12:47	35.3	32.0	12:47	23.8	25.1	-
12:48	59.3	33.7	12:48	28.5	25.2	-
12:49	34.0	33.6	12:49	25.0	25.1	-
12:50	36.5	33.8	12:50	26.3	25.2	-
12:51	40.0	34.3	12:51	27.0	25.2	-
12:52	33.3	34.4	12:52	29.0	25.5	-
12:53	31.8	34.4	12:53	25.0	25.5	-
12:54	35.8	34.6	12:54	27.8	25.7	-
12:55	34.3	34.8	12:55	29.0	25.9	-
12:56	37.8	35.3	12:56	25.5	25.9	-
12:57	34.8	35.5	12:57	26.5	26.1	-
12:58	33.3	35.8	12:58	31.0	26.6	-
12:59	32.0	35.9	12:59	26.3	26.8	-
13:00	35.5	36.4	13:00	27.3	26.9	-
13:01	46.8	37.3	13:01	27.3	27.0	-
13:02	26.5	36.8	13:02	42.5	28.3	-
13:03	38.3	35.4	13:03	45.8	29.4	-
13:04	27.3	34.9	13:04	37.8	30.3	-
13:05	27.0	34.3	13:05	41.3	31.3	-
13:06	26.8	33.4	13:06	37.0	31.9	-
13:07	27.8	33.0	13:07	38.8	32.6	-
13:08	28.5	32.8	13:08	35.8	33.3	-
13:09	28.3	32.3	13:09	34.0	33.7	-
13:10	28.8	31.9	13:10	34.5	34.1	-
13:11	30.0	31.4	13:11	33.8	34.6	-
13:12	27.8	31.0	13:12	34.0	35.1	-
13:13	31.3	30.8	13:13	38.8	35.6	-
13:14	29.3	30.6	13:14	34.0	36.2	-
13:15	28.8	30.2	13:15	38.5	36.9	-
13:16	31.5	29.2	13:16	42.5	37.9	-
13:17	28.3	29.3	13:17	31.3	37.2	-
13:18	28.0	28.6	13:18	34.8	36.4	-
13:19	29.3	28.7	13:19	33.3	36.1	-
13:20	28.0	28.8	13:20	34.8	35.7	-
13:21	28.8	28.9	13:21	34.8	35.6	-
13:22	33.0	29.3	13:22	27.8	34.8	-

Grand Union Bowling Alley Site
BCP #360222
150 Westchester Avenue, Port Chester
October 30, 2024

PARTICULATE DATA						
Upwind			Downwind			Exceeds Particulate Alarm Limit
Time	Concentration (ug/m^3)	15-Min Avg Concentration (ug/m^3)	Time	Concentration (ug/m^3)	15-Min Avg Concentration (ug/m^3)	
13:23	32.3	29.5	13:23	30.0	34.4	-
13:24	33.8	29.9	13:24	26.8	34.0	-
13:25	33.5	30.2	13:25	28.0	33.5	-
13:26	32.5	30.4	13:26	27.0	33.1	-
13:27	33.3	30.8	13:27	28.8	32.7	-
13:28	40.0	31.3	13:28	28.3	32.0	-
13:29	33.5	31.6	13:29	27.5	31.6	-
13:30	31.5	31.8	13:30	30.0	31.0	-
13:31	32.0	31.8	13:31	27.5	30.0	-
13:32	31.8	32.1	13:32	28.3	29.8	-
13:33	32.0	32.3	13:33	28.0	29.4	-
13:34	32.5	32.6	13:34	29.8	29.1	-
13:35	32.3	32.8	13:35	26.3	28.6	-
13:36	31.8	33.0	13:36	28.5	28.2	-
13:37	32.3	33.0	13:37	26.8	28.1	-
13:38	34.3	33.1	13:38	27.5	27.9	-
13:39	32.8	33.1	13:39	27.0	27.9	-
13:40	32.5	33.0	13:40	28.5	28.0	-
13:41	33.0	33.0	13:41	25.8	27.9	-
13:42	33.5	33.0	13:42	26.5	27.7	-
13:43	32.8	32.6	13:43	26.5	27.6	-
13:44	32.3	32.5	13:44	27.5	27.6	-
13:45	33.0	32.6	13:45	29.0	27.6	-
13:46	33.0	32.6	13:46	26.0	27.5	-
13:47	30.8	32.6	13:47	27.8	27.4	-
13:48	30.3	32.5	13:48	23.3	27.1	-
13:49	28.5	32.2	13:49	23.8	26.7	-
13:50	26.3	31.8	13:50	23.5	26.5	-
13:51	30.8	31.7	13:51	22.0	26.1	-
13:52	28.8	31.5	13:52	21.3	25.7	-
13:53	26.8	31.0	13:53	21.3	25.3	-
13:54	28.3	30.7	13:54	23.0	25.0	-
13:55	50.5	31.9	13:55	26.0	24.9	-
13:56	70.5	34.4	13:56	56.0	26.9	-
13:57	39.3	34.8	13:57	27.0	26.9	-
13:58	32.0	34.7	13:58	24.8	26.8	-
13:59	29.0	34.5	13:59	24.5	26.6	-
14:00	28.5	34.2	14:00	23.3	26.2	-
14:01	28.0	33.9	14:01	24.3	26.1	-
14:02	45.0	34.8	14:02	25.0	25.9	-
14:03	36.5	35.2	14:03	23.8	26.0	-
14:04	30.0	35.3	14:04	22.8	25.9	-
14:05	27.8	35.4	14:05	24.8	26.0	-
14:06	29.5	35.4	14:06	25.5	26.2	-
14:07	29.8	35.4	14:07	26.0	26.5	-
14:08	30.3	35.7	14:08	25.5	26.8	-
14:09	30.8	35.8	14:09	26.8	27.1	-
14:10	30.0	34.5	14:10	25.8	27.0	-

Grand Union Bowling Alley Site
BCP #360222
150 Westchester Avenue, Port Chester
October 30, 2024

PARTICULATE DATA						
Upwind			Downwind			Exceeds Particulate Alarm Limit
Time	Concentration (ug/m^3)	15-Min Avg Concentration (ug/m^3)	Time	Concentration (ug/m^3)	15-Min Avg Concentration (ug/m^3)	
14:11	30.8	31.8	14:11	26.0	25.0	-
14:12	32.5	31.4	14:12	26.3	25.0	-
14:13	32.8	31.4	14:13	26.3	25.1	-
14:14	31.5	31.6	14:14	25.3	25.1	-
14:15	31.0	31.7	14:15	26.3	25.3	-
14:16	31.3	32.0	14:16	26.0	25.5	-
14:17	32.0	31.1	14:17	25.0	25.5	-
14:18	31.0	30.7	14:18	25.5	25.6	-
14:19	31.0	30.8	14:19	25.8	25.8	-
14:20	31.3	31.0	14:20	28.0	26.0	-
14:21	35.5	31.4	14:21	33.5	26.5	-
14:22	36.0	31.8	14:22	30.0	26.8	-
14:23	35.8	32.2	14:23	26.8	26.9	-
14:24	35.3	32.5	14:24	28.5	27.0	-
14:25	33.5	32.7	14:25	29.0	27.2	-
14:26	34.3	33.0	14:26	27.3	27.3	-
14:27	36.0	33.2	14:27	32.5	27.7	-
14:28	38.5	33.6	14:28	30.5	28.0	-
14:29	38.5	34.1	14:29	28.0	28.2	-
14:30	33.0	34.2	14:30	29.0	28.4	-
14:31	35.0	34.4	14:31	29.8	28.6	-
14:32	38.5	34.9	14:32	36.3	29.4	-
14:33	32.5	35.0	14:33	34.5	30.0	-
14:34	29.8	34.9	14:34	34.8	30.6	-
14:35	34.3	35.1	14:35	33.0	30.9	-
14:36	36.5	35.2	14:36	35.5	31.0	-
14:37	33.0	35.0	14:37	33.5	31.3	-
14:38	30.5	34.6	14:38	34.5	31.8	-
14:39	30.5	34.3	14:39	34.3	32.2	-
14:40	30.8	34.1	14:40	36.0	32.6	-
14:41	29.5	33.8	14:41	34.5	33.1	-
14:42	30.5	33.4	14:42	33.8	33.2	-
14:43	31.8	33.0	14:43	34.8	33.5	-
14:44	29.8	32.4	14:44	33.8	33.9	-
14:45	33.5	32.4	14:45	37.0	34.4	-
14:46	28.8	32.0	14:46	40.8	35.1	-
14:47	31.5	31.5	14:47	36.3	35.1	-
14:48	33.5	31.6	14:48	37.3	35.3	-
14:49	29.8	31.6	14:49	36.3	35.4	-
14:50	29.3	31.3	14:50	36.8	35.7	-
14:51	28.8	30.8	14:51	39.5	35.9	-
14:52	37.0	31.0	14:52	29.5	35.7	-
14:53	35.3	31.3	14:53	29.3	35.3	-
14:54	34.8	31.6	14:54	28.3	34.9	-
14:55	34.3	31.9	14:55	27.8	34.4	-
14:56	37.3	32.4	14:56	26.8	33.8	-
14:57	42.5	33.2	14:57	28.3	33.5	-
14:58	37.0	33.5	14:58	29.0	33.1	-

Grand Union Bowling Alley Site
BCP #360222
150 Westchester Avenue, Port Chester
October 30, 2024

PARTICULATE DATA						
Upwind			Downwind			Exceeds Particulate Alarm Limit
Time	Concentration (ug/m^3)	15-Min Avg Concentration (ug/m^3)	Time	Concentration (ug/m^3)	15-Min Avg Concentration (ug/m^3)	
14:59	33.3	33.8	14:59	26.3	32.6	-
15:00	35.0	33.9	15:00	29.3	32.1	-
15:01	33.3	34.2	15:01	27.3	31.2	-
15:02	28.0	33.9	15:02	36.5	31.2	-
15:03	27.3	33.5	15:03	35.3	31.1	-
15:04	27.0	33.3	15:04	35.3	31.0	-
15:05	26.5	33.1	15:05	36.3	31.0	-
15:06	27.5	33.1	15:06	33.8	30.6	-
15:07	28.8	32.5	15:07	30.8	30.7	-
15:08	27.5	32.0	15:08	31.5	30.8	-
15:09	27.3	31.5	15:09	31.3	31.0	-
15:10	25.8	30.9	15:10	32.0	31.3	-
15:11	27.0	30.2	15:11	31.0	31.6	-
15:12	27.8	29.3	15:12	36.7	32.1	-

Grand Union Bowling Alley Site
BCP #360222
150 Westchester Avenue, Port Chester
October 30, 2024

Wednesday, October 30, 2024						
Number of Instances Where Downwind VOCs Exceeds Upwind VOCs + 5 =						0
Number of Comparable Data Points =						375
Start Time:						8:42
End Time:						15:12
PID DATA						
Upwind			Downwind			Exceeds VOC Alarm Limit
Time	Concentration (ppm)	15-Min Avg Concentration (ppm)	Time	Concentration (ppm)	15-Min Avg Concentration (ppm)	
8:42	0.0	-	8:42	-	-	-
8:43	0.0	-	8:43	1.2	-	-
8:44	0.0	-	8:44	1.2	-	-
8:45	0.0	-	8:45	1.0	-	-
8:46	0.0	-	8:46	0.9	-	-
8:47	0.0	-	8:47	0.8	-	-
8:48	0.0	-	8:48	0.7	-	-
8:49	0.0	-	8:49	0.6	-	-
8:50	0.0	-	8:50	0.6	-	-
8:51	0.0	-	8:51	0.6	-	-
8:52	0.0	-	8:52	0.5	-	-
8:53	0.0	-	8:53	0.6	-	-
8:54	0.0	-	8:54	0.6	-	-
8:55	0.0	-	8:55	0.6	-	-
8:56	0.0	-	8:56	0.6	-	-
8:57	0.0	0.0	8:57	0.6	-	-
8:58	0.0	0.0	8:58	0.6	0.7	-
8:59	0.0	0.0	8:59	0.7	0.7	-
9:00	0.0	0.0	9:00	0.6	0.7	-
9:01	0.0	0.0	9:01	0.6	0.6	-
9:02	0.0	0.0	9:02	0.6	0.6	-
9:03	0.0	0.0	9:03	0.5	0.6	-
9:04	0.0	0.0	9:04	0.5	0.6	-
9:05	0.0	0.0	9:05	0.5	0.6	-
9:06	0.0	0.0	9:06	0.5	0.6	-
9:07	0.0	0.0	9:07	0.6	0.6	-
9:08	0.0	0.0	9:08	0.6	0.6	-
9:09	0.0	0.0	9:09	0.7	0.6	-
9:10	0.0	0.0	9:10	0.7	0.6	-
9:11	0.0	0.0	9:11	0.7	0.6	-
9:12	0.0	0.0	9:12	0.8	0.6	-
9:13	0.0	0.0	9:13	0.8	0.6	-
9:14	0.0	0.0	9:14	0.7	0.6	-
9:15	0.0	0.0	9:15	0.7	0.6	-
9:16	0.0	0.0	9:16	0.7	0.7	-
9:17	0.0	0.0	9:17	0.7	0.7	-
9:18	0.0	0.0	9:18	0.7	0.7	-
9:19	0.0	0.0	9:19	0.7	0.7	-
9:20	0.0	0.0	9:20	0.7	0.7	-
9:21	0.0	0.0	9:21	0.7	0.7	-
9:22	0.0	0.0	9:22	0.7	0.7	-
9:23	0.0	0.0	9:23	0.7	0.7	-

Grand Union Bowling Alley Site
BCP #360222
150 Westchester Avenue, Port Chester
October 30, 2024

PID DATA						
Upwind			Downwind			
Time	Concentration (ppm)	15-Min Avg Concentration (ppm)	Time	Concentration (ppm)	15-Min Avg Concentration (ppm)	Exceeds VOC Alarm Limit
9:24	0.0	0.0	9:24	0.6	0.7	-
9:25	0.0	0.0	9:25	0.6	0.7	-
9:26	0.0	0.0	9:26	0.6	0.7	-
9:27	0.0	0.0	9:27	0.6	0.7	-
9:28	0.0	0.0	9:28	0.6	0.7	-
9:29	0.0	0.0	9:29	0.6	0.7	-
9:30	0.0	0.0	9:30	0.6	0.7	-
9:31	0.0	0.0	9:31	0.6	0.6	-
9:32	0.0	0.0	9:32	0.5	0.6	-
9:33	0.0	0.0	9:33	0.5	0.6	-
9:34	0.0	0.0	9:34	0.6	0.6	-
9:35	0.0	0.0	9:35	0.6	0.6	-
9:36	0.0	0.0	9:36	0.6	0.6	-
9:37	0.0	0.0	9:37	0.4	0.6	-
9:38	0.0	0.0	9:38	0.4	0.6	-
9:39	0.0	0.0	9:39	0.4	0.5	-
9:40	0.0	0.0	9:40	0.4	0.5	-
9:41	0.0	0.0	9:41	0.4	0.5	-
9:42	0.0	0.0	9:42	0.4	0.5	-
9:43	0.0	0.0	9:43	0.4	0.5	-
9:44	0.0	0.0	9:44	0.4	0.5	-
9:45	0.0	0.0	9:45	0.4	0.5	-
9:46	0.0	0.0	9:46	0.3	0.4	-
9:47	0.0	0.0	9:47	0.3	0.4	-
9:48	0.0	0.0	9:48	0.3	0.4	-
9:49	0.0	0.0	9:49	0.3	0.4	-
9:50	0.0	0.0	9:50	0.3	0.4	-
9:51	0.0	0.0	9:51	0.3	0.4	-
9:52	0.0	0.0	9:52	0.2	0.4	-
9:53	0.0	0.0	9:53	0.3	0.3	-
9:54	0.0	0.0	9:54	0.2	0.3	-
9:55	0.0	0.0	9:55	0.2	0.3	-
9:56	0.0	0.0	9:56	0.2	0.3	-
9:57	0.0	0.0	9:57	0.2	0.3	-
9:58	0.0	0.0	9:58	0.2	0.3	-
9:59	0.0	0.0	9:59	0.2	0.3	-
10:00	0.0	0.0	10:00	0.2	0.2	-
10:01	0.0	0.0	10:01	0.1	0.2	-
10:02	0.0	0.0	10:02	0.1	0.2	-
10:03	0.0	0.0	10:03	0.1	0.2	-
10:04	0.0	0.0	10:04	0.0	0.2	-
10:05	0.0	0.0	10:05	0.0	0.2	-
10:06	0.0	0.0	10:06	0.1	0.2	-
10:07	0.0	0.0	10:07	0.1	0.1	-
10:08	0.0	0.0	10:08	0.1	0.1	-
10:09	0.0	0.0	10:09	0.1	0.1	-
10:10	0.0	0.0	10:10	0.1	0.1	-
10:11	0.0	0.0	10:11	0.1	0.1	-

Grand Union Bowling Alley Site
BCP #360222
150 Westchester Avenue, Port Chester
October 30, 2024

PID DATA						
Upwind			Downwind			
Time	Concentration (ppm)	15-Min Avg Concentration (ppm)	Time	Concentration (ppm)	15-Min Avg Concentration (ppm)	Exceeds VOC Alarm Limit
10:12	0.0	0.0	10:12	0.1	0.1	-
10:13	0.0	0.0	10:13	0.1	0.1	-
10:14	0.0	0.0	10:14	0.1	0.1	-
10:15	0.0	0.0	10:15	0.0	0.1	-
10:16	0.0	0.0	10:16	0.0	0.1	-
10:17	0.0	0.0	10:17	0.0	0.1	-
10:18	0.0	0.0	10:18	0.0	0.1	-
10:19	0.0	0.0	10:19	0.0	0.1	-
10:20	0.0	0.0	10:20	0.0	0.1	-
10:21	0.0	0.0	10:21	0.0	0.1	-
10:22	0.0	0.0	10:22	0.0	0.1	-
10:23	0.0	0.0	10:23	0.0	0.0	-
10:24	0.0	0.0	10:24	0.0	0.0	-
10:25	0.0	0.0	10:25	0.0	0.0	-
10:26	0.0	0.0	10:26	0.0	0.0	-
10:27	0.0	0.0	10:27	0.0	0.0	-
10:28	0.0	0.0	10:28	0.0	0.0	-
10:29	0.0	0.0	10:29	0.0	0.0	-
10:30	0.0	0.0	10:30	0.0	0.0	-
10:31	0.0	0.0	10:31	0.0	0.0	-
10:32	0.0	0.0	10:32	0.0	0.0	-
10:33	0.0	0.0	10:33	0.0	0.0	-
10:34	0.0	0.0	10:34	0.0	0.0	-
10:35	0.0	0.0	10:35	0.0	0.0	-
10:36	0.0	0.0	10:36	0.0	0.0	-
10:37	0.0	0.0	10:37	0.0	0.0	-
10:38	0.0	0.0	10:38	0.0	0.0	-
10:39	0.0	0.0	10:39	0.0	0.0	-
10:40	0.0	0.0	10:40	0.0	0.0	-
10:41	0.0	0.0	10:41	0.0	0.0	-
10:42	0.0	0.0	10:42	0.0	0.0	-
10:43	0.0	0.0	10:43	0.0	0.0	-
10:44	0.0	0.0	10:44	0.0	0.0	-
10:45	0.0	0.0	10:45	0.0	0.0	-
10:46	0.0	0.0	10:46	0.0	0.0	-
10:47	0.0	0.0	10:47	0.0	0.0	-
10:48	0.0	0.0	10:48	0.0	0.0	-
10:49	0.0	0.0	10:49	0.0	0.0	-
10:50	0.0	0.0	10:50	0.0	0.0	-
10:51	0.0	0.0	10:51	0.0	0.0	-
10:52	0.0	0.0	10:52	0.0	0.0	-
10:53	0.0	0.0	10:53	0.0	0.0	-
10:54	0.0	0.0	10:54	0.0	0.0	-
10:55	0.0	0.0	10:55	0.0	0.0	-
10:56	0.0	0.0	10:56	0.0	0.0	-
10:57	0.0	0.0	10:57	0.0	0.0	-
10:58	0.0	0.0	10:58	0.0	0.0	-
10:59	0.0	0.0	10:59	0.0	0.0	-

Grand Union Bowling Alley Site
BCP #360222
150 Westchester Avenue, Port Chester
October 30, 2024

PID DATA						
Upwind			Downwind			
Time	Concentration (ppm)	15-Min Avg Concentration (ppm)	Time	Concentration (ppm)	15-Min Avg Concentration (ppm)	Exceeds VOC Alarm Limit
11:00	0.0	0.0	11:00	0.0	0.0	-
11:01	0.0	0.0	11:01	0.0	0.0	-
11:02	0.0	0.0	11:02	0.0	0.0	-
11:03	0.0	0.0	11:03	0.0	0.0	-
11:04	0.0	0.0	11:04	0.0	0.0	-
11:05	0.0	0.0	11:05	0.0	0.0	-
11:06	0.0	0.0	11:06	0.0	0.0	-
11:07	0.0	0.0	11:07	0.0	0.0	-
11:08	0.0	0.0	11:08	0.0	0.0	-
11:09	0.0	0.0	11:09	0.0	0.0	-
11:10	0.0	0.0	11:10	0.0	0.0	-
11:11	0.0	0.0	11:11	0.0	0.0	-
11:12	0.0	0.0	11:12	0.0	0.0	-
11:13	0.0	0.0	11:13	0.0	0.0	-
11:14	0.0	0.0	11:14	0.0	0.0	-
11:15	0.0	0.0	11:15	0.0	0.0	-
11:16	0.0	0.0	11:16	0.0	0.0	-
11:17	0.0	0.0	11:17	0.0	0.0	-
11:18	0.0	0.0	11:18	0.0	0.0	-
11:19	0.0	0.0	11:19	0.0	0.0	-
11:20	0.0	0.0	11:20	0.0	0.0	-
11:21	0.0	0.0	11:21	0.0	0.0	-
11:22	0.0	0.0	11:22	0.0	0.0	-
11:23	0.0	0.0	11:23	0.0	0.0	-
11:24	0.0	0.0	11:24	0.0	0.0	-
11:25	0.0	0.0	11:25	0.0	0.0	-
11:26	0.0	0.0	11:26	0.0	0.0	-
11:27	0.0	0.0	11:27	0.0	0.0	-
11:28	0.0	0.0	11:28	0.0	0.0	-
11:29	0.0	0.0	11:29	0.0	0.0	-
11:30	0.0	0.0	11:30	0.0	0.0	-
11:31	0.0	0.0	11:31	0.0	0.0	-
11:32	0.0	0.0	11:32	0.0	0.0	-
11:33	0.0	0.0	11:33	0.0	0.0	-
11:34	0.0	0.0	11:34	0.0	0.0	-
11:35	0.0	0.0	11:35	0.0	0.0	-
11:36	0.0	0.0	11:36	0.0	0.0	-
11:37	0.0	0.0	11:37	0.0	0.0	-
11:38	0.0	0.0	11:38	0.0	0.0	-
11:39	0.0	0.0	11:39	0.0	0.0	-
11:40	0.0	0.0	11:40	0.0	0.0	-
11:41	0.0	0.0	11:41	0.0	0.0	-
11:42	0.0	0.0	11:42	0.0	0.0	-
11:43	0.0	0.0	11:43	0.0	0.0	-
11:44	0.0	0.0	11:44	0.0	0.0	-
11:45	0.0	0.0	11:45	0.0	0.0	-
11:46	0.0	0.0	11:46	0.0	0.0	-
11:47	0.0	0.0	11:47	0.0	0.0	-

Grand Union Bowling Alley Site
BCP #360222
150 Westchester Avenue, Port Chester
October 30, 2024

PID DATA						
Upwind			Downwind			
Time	Concentration (ppm)	15-Min Avg Concentration (ppm)	Time	Concentration (ppm)	15-Min Avg Concentration (ppm)	Exceeds VOC Alarm Limit
11:48	0.0	0.0	11:48	0.0	0.0	-
11:49	0.0	0.0	11:49	0.0	0.0	-
11:50	0.0	0.0	11:50	0.0	0.0	-
11:51	0.0	0.0	11:51	0.0	0.0	-
11:52	0.0	0.0	11:52	0.0	0.0	-
11:53	0.0	0.0	11:53	0.0	0.0	-
11:54	0.0	0.0	11:54	0.0	0.0	-
11:55	0.0	0.0	11:55	0.0	0.0	-
11:56	0.0	0.0	11:56	0.0	0.0	-
11:57	0.0	0.0	11:57	0.0	0.0	-
11:58	0.0	0.0	11:58	0.0	0.0	-
11:59	0.0	0.0	11:59	0.0	0.0	-
12:00	0.0	0.0	12:00	0.0	0.0	-
12:01	0.0	0.0	12:01	0.0	0.0	-
12:02	0.0	0.0	12:02	0.0	0.0	-
12:03	0.0	0.0	12:03	0.0	0.0	-
12:04	0.0	0.0	12:04	0.0	0.0	-
12:05	0.0	0.0	12:05	0.0	0.0	-
12:06	0.0	0.0	12:06	0.0	0.0	-
12:07	0.0	0.0	12:07	0.0	0.0	-
12:08	0.0	0.0	12:08	0.0	0.0	-
12:09	0.0	0.0	12:09	0.0	0.0	-
12:10	0.0	0.0	12:10	0.0	0.0	-
12:11	0.0	0.0	12:11	0.0	0.0	-
12:12	0.0	0.0	12:12	0.0	0.0	-
12:13	0.0	0.0	12:13	0.0	0.0	-
12:14	0.0	0.0	12:14	0.0	0.0	-
12:15	0.0	0.0	12:15	0.0	0.0	-
12:16	0.0	0.0	12:16	0.0	0.0	-
12:17	0.0	0.0	12:17	0.0	0.0	-
12:18	0.0	0.0	12:18	0.0	0.0	-
12:19	0.0	0.0	12:19	0.0	0.0	-
12:20	0.0	0.0	12:20	0.0	0.0	-
12:21	0.0	0.0	12:21	0.0	0.0	-
12:22	0.0	0.0	12:22	0.0	0.0	-
12:23	0.0	0.0	12:23	0.0	0.0	-
12:24	0.0	0.0	12:24	0.0	0.0	-
12:25	0.0	0.0	12:25	0.0	0.0	-
12:26	0.0	0.0	12:26	0.0	0.0	-
12:27	0.0	0.0	12:27	0.0	0.0	-
12:28	0.0	0.0	12:28	0.0	0.0	-
12:29	0.0	0.0	12:29	0.0	0.0	-
12:30	0.0	0.0	12:30	0.0	0.0	-
12:31	0.0	0.0	12:31	0.0	0.0	-
12:32	0.0	0.0	12:32	0.0	0.0	-
12:33	0.0	0.0	12:33	0.0	0.0	-
12:34	0.0	0.0	12:34	0.0	0.0	-
12:35	0.0	0.0	12:35	0.0	0.0	-

Grand Union Bowling Alley Site
BCP #360222
150 Westchester Avenue, Port Chester
October 30, 2024

PID DATA						
Upwind			Downwind			
Time	Concentration (ppm)	15-Min Avg Concentration (ppm)	Time	Concentration (ppm)	15-Min Avg Concentration (ppm)	Exceeds VOC Alarm Limit
12:36	0.0	0.0	12:36	0.0	0.0	-
12:37	0.0	0.0	12:37	0.0	0.0	-
12:38	0.0	0.0	12:38	0.0	0.0	-
12:39	0.0	0.0	12:39	0.0	0.0	-
12:40	0.0	0.0	12:40	0.0	0.0	-
12:41	0.0	0.0	12:41	0.0	0.0	-
12:42	0.0	0.0	12:42	0.0	0.0	-
12:43	0.0	0.0	12:43	0.0	0.0	-
12:44	0.0	0.0	12:44	0.0	0.0	-
12:45	0.0	0.0	12:45	0.0	0.0	-
12:46	0.0	0.0	12:46	0.0	0.0	-
12:47	0.0	0.0	12:47	0.0	0.0	-
12:48	0.0	0.0	12:48	0.0	0.0	-
12:49	0.0	0.0	12:49	0.0	0.0	-
12:50	0.0	0.0	12:50	0.0	0.0	-
12:51	0.0	0.0	12:51	0.0	0.0	-
12:52	0.0	0.0	12:52	0.0	0.0	-
12:53	0.0	0.0	12:53	0.0	0.0	-
12:54	0.0	0.0	12:54	0.0	0.0	-
12:55	0.0	0.0	12:55	0.0	0.0	-
12:56	0.0	0.0	12:56	0.0	0.0	-
12:57	0.0	0.0	12:57	0.0	0.0	-
12:58	0.0	0.0	12:58	0.0	0.0	-
12:59	0.0	0.0	12:59	0.0	0.0	-
13:00	0.0	0.0	13:00	0.0	0.0	-
13:01	0.0	0.0	13:01	0.0	0.0	-
13:02	0.0	0.0	13:02	0.0	0.0	-
13:03	0.0	0.0	13:03	0.0	0.0	-
13:04	0.0	0.0	13:04	0.0	0.0	-
13:05	0.0	0.0	13:05	0.0	0.0	-
13:06	0.0	0.0	13:06	0.0	0.0	-
13:07	0.0	0.0	13:07	0.0	0.0	-
13:08	0.0	0.0	13:08	0.0	0.0	-
13:09	0.0	0.0	13:09	0.0	0.0	-
13:10	0.0	0.0	13:10	0.0	0.0	-
13:11	0.0	0.0	13:11	0.0	0.0	-
13:12	0.0	0.0	13:12	0.0	0.0	-
13:13	0.0	0.0	13:13	0.0	0.0	-
13:14	0.0	0.0	13:14	0.0	0.0	-
13:15	0.0	0.0	13:15	0.0	0.0	-
13:16	0.0	0.0	13:16	0.0	0.0	-
13:17	0.0	0.0	13:17	0.0	0.0	-
13:18	0.0	0.0	13:18	0.0	0.0	-
13:19	0.0	0.0	13:19	0.0	0.0	-
13:20	0.0	0.0	13:20	0.0	0.0	-
13:21	0.0	0.0	13:21	0.0	0.0	-
13:22	0.0	0.0	13:22	0.0	0.0	-
13:23	0.0	0.0	13:23	0.0	0.0	-

Grand Union Bowling Alley Site
BCP #360222
150 Westchester Avenue, Port Chester
October 30, 2024

PID DATA						
Upwind			Downwind			
Time	Concentration (ppm)	15-Min Avg Concentration (ppm)	Time	Concentration (ppm)	15-Min Avg Concentration (ppm)	Exceeds VOC Alarm Limit
13:24	0.0	0.0	13:24	0.0	0.0	-
13:25	0.0	0.0	13:25	0.0	0.0	-
13:26	0.0	0.0	13:26	0.0	0.0	-
13:27	0.0	0.0	13:27	0.0	0.0	-
13:28	0.0	0.0	13:28	0.0	0.0	-
13:29	0.0	0.0	13:29	0.0	0.0	-
13:30	0.0	0.0	13:30	0.0	0.0	-
13:31	0.0	0.0	13:31	0.0	0.0	-
13:32	0.0	0.0	13:32	0.0	0.0	-
13:33	0.0	0.0	13:33	0.0	0.0	-
13:34	0.0	0.0	13:34	0.0	0.0	-
13:35	0.0	0.0	13:35	0.0	0.0	-
13:36	0.0	0.0	13:36	0.0	0.0	-
13:37	0.0	0.0	13:37	0.0	0.0	-
13:38	0.0	0.0	13:38	0.0	0.0	-
13:39	0.0	0.0	13:39	0.0	0.0	-
13:40	0.0	0.0	13:40	0.0	0.0	-
13:41	0.0	0.0	13:41	0.0	0.0	-
13:42	0.0	0.0	13:42	0.0	0.0	-
13:43	0.0	0.0	13:43	0.0	0.0	-
13:44	0.0	0.0	13:44	0.0	0.0	-
13:45	0.0	0.0	13:45	0.0	0.0	-
13:46	0.0	0.0	13:46	0.0	0.0	-
13:47	0.0	0.0	13:47	0.0	0.0	-
13:48	0.0	0.0	13:48	0.0	0.0	-
13:49	0.0	0.0	13:49	0.0	0.0	-
13:50	0.0	0.0	13:50	0.0	0.0	-
13:51	0.0	0.0	13:51	0.0	0.0	-
13:52	0.0	0.0	13:52	0.0	0.0	-
13:53	0.0	0.0	13:53	0.0	0.0	-
13:54	0.0	0.0	13:54	0.0	0.0	-
13:55	0.0	0.0	13:55	0.0	0.0	-
13:56	0.0	0.0	13:56	0.0	0.0	-
13:57	0.0	0.0	13:57	0.0	0.0	-
13:58	0.0	0.0	13:58	0.0	0.0	-
13:59	0.0	0.0	13:59	0.0	0.0	-
14:00	0.0	0.0	14:00	0.0	0.0	-
14:01	0.0	0.0	14:01	0.0	0.0	-
14:02	0.0	0.0	14:02	0.0	0.0	-
14:03	0.0	0.0	14:03	0.0	0.0	-
14:04	0.0	0.0	14:04	0.0	0.0	-
14:05	0.0	0.0	14:05	0.0	0.0	-
14:06	0.0	0.0	14:06	0.0	0.0	-
14:07	0.0	0.0	14:07	0.0	0.0	-
14:08	0.0	0.0	14:08	0.0	0.0	-
14:09	0.0	0.0	14:09	0.0	0.0	-
14:10	0.0	0.0	14:10	0.0	0.0	-
14:11	0.0	0.0	14:11	0.0	0.0	-

Grand Union Bowling Alley Site
BCP #360222
150 Westchester Avenue, Port Chester
October 30, 2024

PID DATA						
Upwind			Downwind			
Time	Concentration (ppm)	15-Min Avg Concentration (ppm)	Time	Concentration (ppm)	15-Min Avg Concentration (ppm)	Exceeds VOC Alarm Limit
14:12	0.0	0.0	14:12	0.0	0.0	-
14:13	0.0	0.0	14:13	0.0	0.0	-
14:14	0.0	0.0	14:14	0.0	0.0	-
14:15	0.0	0.0	14:15	0.0	0.0	-
14:16	0.0	0.0	14:16	0.0	0.0	-
14:17	0.0	0.0	14:17	0.0	0.0	-
14:18	0.0	0.0	14:18	0.0	0.0	-
14:19	0.0	0.0	14:19	0.0	0.0	-
14:20	0.0	0.0	14:20	0.0	0.0	-
14:21	0.0	0.0	14:21	0.0	0.0	-
14:22	0.0	0.0	14:22	0.0	0.0	-
14:23	0.0	0.0	14:23	0.0	0.0	-
14:24	0.0	0.0	14:24	0.0	0.0	-
14:25	0.0	0.0	14:25	0.0	0.0	-
14:26	0.0	0.0	14:26	0.0	0.0	-
14:27	0.0	0.0	14:27	0.0	0.0	-
14:28	0.0	0.0	14:28	0.0	0.0	-
14:29	0.0	0.0	14:29	0.0	0.0	-
14:30	0.0	0.0	14:30	0.0	0.0	-
14:31	0.0	0.0	14:31	0.0	0.0	-
14:32	0.0	0.0	14:32	0.0	0.0	-
14:33	0.0	0.0	14:33	0.0	0.0	-
14:34	0.0	0.0	14:34	0.0	0.0	-
14:35	0.0	0.0	14:35	0.0	0.0	-
14:36	0.0	0.0	14:36	0.0	0.0	-
14:37	0.0	0.0	14:37	0.0	0.0	-
14:38	0.0	0.0	14:38	0.0	0.0	-
14:39	0.0	0.0	14:39	0.0	0.0	-
14:40	0.0	0.0	14:40	0.0	0.0	-
14:41	0.0	0.0	14:41	0.0	0.0	-
14:42	0.0	0.0	14:42	0.0	0.0	-
14:43	0.0	0.0	14:43	0.0	0.0	-
14:44	0.0	0.0	14:44	0.0	0.0	-
14:45	0.0	0.0	14:45	0.0	0.0	-
14:46	0.0	0.0	14:46	0.0	0.0	-
14:47	0.0	0.0	14:47	0.0	0.0	-
14:48	0.0	0.0	14:48	0.0	0.0	-
14:49	0.0	0.0	14:49	0.0	0.0	-
14:50	0.0	0.0	14:50	0.0	0.0	-
14:51	0.0	0.0	14:51	0.0	0.0	-
14:52	0.0	0.0	14:52	0.0	0.0	-
14:53	0.0	0.0	14:53	0.0	0.0	-
14:54	0.0	0.0	14:54	0.0	0.0	-
14:55	0.0	0.0	14:55	0.0	0.0	-
14:56	0.0	0.0	14:56	0.0	0.0	-
14:57	0.0	0.0	14:57	0.0	0.0	-
14:58	0.0	0.0	14:58	0.0	0.0	-
14:59	0.0	0.0	14:59	0.0	0.0	-

Grand Union Bowling Alley Site
BCP #360222
150 Westchester Avenue, Port Chester
October 30, 2024

PID DATA						
Upwind			Downwind			
Time	Concentration (ppm)	15-Min Avg Concentration (ppm)	Time	Concentration (ppm)	15-Min Avg Concentration (ppm)	Exceeds VOC Alarm Limit
15:00	0.0	0.0	15:00	0.0	0.0	-
15:01	0.0	0.0	15:01	0.0	0.0	-
15:02	0.0	0.0	15:02	0.0	0.0	-
15:03	0.0	0.0	15:03	0.0	0.0	-
15:04	0.0	0.0	15:04	0.0	0.0	-
15:05	0.0	0.0	15:05	0.0	0.0	-
15:06	0.0	0.0	15:06	0.0	0.0	-
15:07	0.0	0.0	15:07	0.0	0.0	-
15:08	0.0	0.0	15:08	0.0	0.0	-
15:09	0.0	0.0	15:09	0.0	0.0	-
15:10	0.0	0.0	15:10	0.0	0.0	-
15:11	0.0	0.0	15:11	0.0	0.0	-
15:12	0.0	0.0	15:12	0.0	0.0	-

SESI CONSULTING ENGINEERS

959 US-46 Floor 3, Suite 300 - Parsippany-Troy Hills, NJ

DAILY AIR MONITORING REPORT
150 Westchester Avenue
Port Chester, New York

10/31/2024

Rev. No. 0	Page 1 of 2
Project Number: 11895A	
Dust Action Level	150 µg/m^3
VOC Action Level	5 ppm

Weather Data Range for Work Day		Wind Direction	SW	Relative Humidity (%)	46.0 - 91.0	Daily Rain Total (in)	0.00	Readings in the summary table and graphs below are the reported downwind concentrations.
Temperature (°F)	54.0 - 81.0	Wind Speed (MPH)	1.3 - 6.5	Barometer (inHg)	30.10 - 30.20	Avg. Dew Point Temp (°F)	58.8	

Station Location	Daily Avg. Dust Concentration (µg/m^3)	Max 15-Min Dust Concentration (µg/m^3)	Time of Max Dust Reading	Daily Avg. VOC Concentration (ppm)	Max 15-Min VOC Concentration (ppm)	Time of Max VOC Reading
Upwind	35.0	63.8	9:10	0.0	0.0	9:10
Downwind	33.0	66.9	9:11	0.6	2.1	12:06

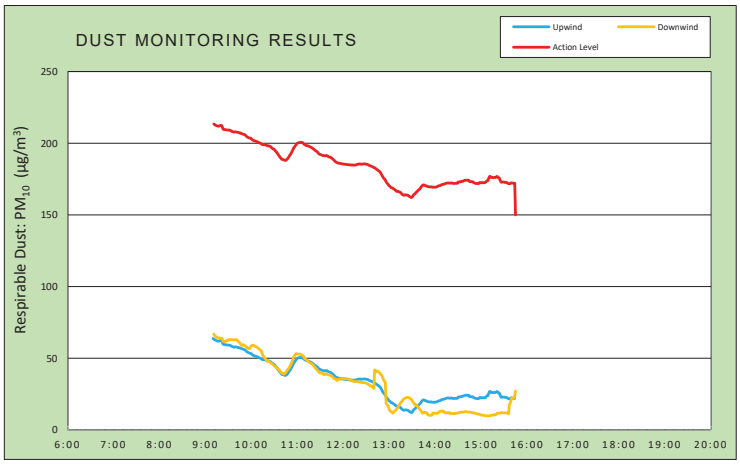

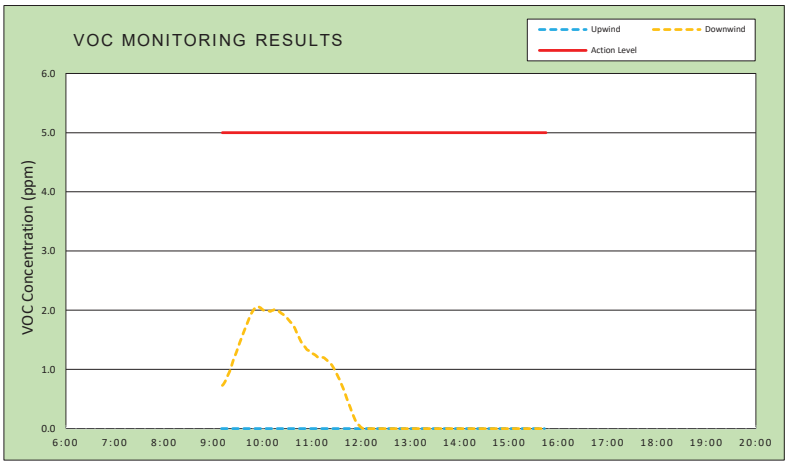

Air Monitoring Notes:

Weather Notes:

EMILCOTT
A Triumvirate Environmental Company

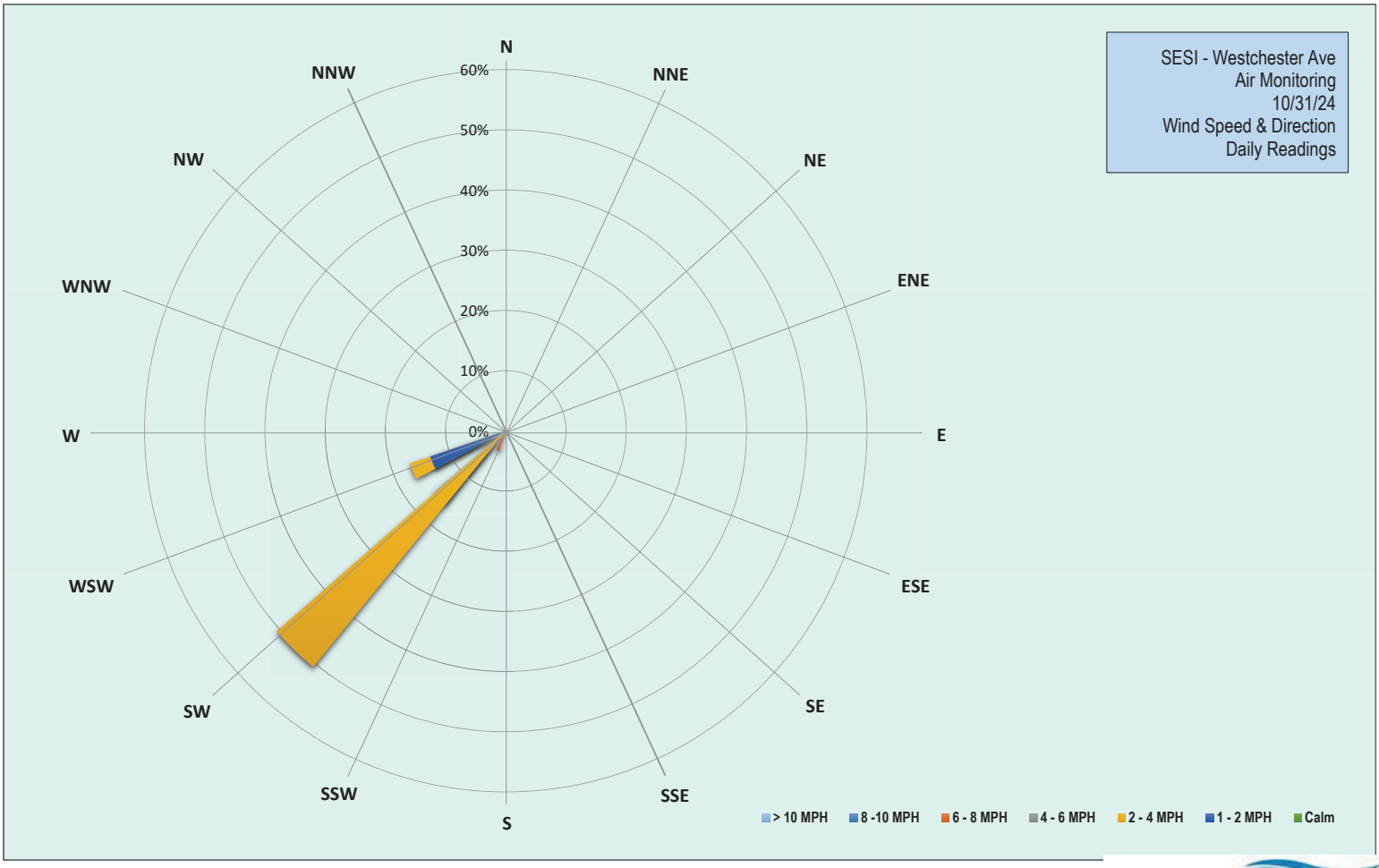

EMILCOTT
A Triumvirate Environmental Company

Grand Union Bowling Alley Site
BCP #360222
150 Westchester Avenue, Port Chester
October 31, 2024

Thursday, October 31, 2024						
Number of Instances Where Downwind Particulates Exceeds Upwind Particulate + 150 =						0
Number of Comparable Data Points =						394
Start Time:						8:55
End Time:						15:45
PARTICULATE DATA						
Upwind			Downwind			Exceeds Particulate Alarm Limit
Time	Concentration (ug/m^3)	15-Min Avg Concentration (ug/m^3)	Time	Concentration (ug/m^3)	15-Min Avg Concentration (ug/m^3)	
8:55	68.3	-	8:55	-	-	-
8:56	64.0	-	8:56	70.0	-	-
8:57	65.0	-	8:57	74.5	-	-
8:58	65.0	-	8:58	71.5	-	-
8:59	62.0	-	8:59	69.3	-	-
9:00	62.0	-	9:00	64.5	-	-
9:01	59.3	-	9:01	66.3	-	-
9:02	61.8	-	9:02	65.3	-	-
9:03	60.3	-	9:03	63.0	-	-
9:04	57.5	-	9:04	63.0	-	-
9:05	58.5	-	9:05	61.3	-	-
9:06	57.8	-	9:06	60.8	-	-
9:07	74.8	-	9:07	67.5	-	-
9:08	82.5	-	9:08	85.3	-	-
9:09	63.8	-	9:09	63.5	-	-
9:10	63.3	63.8	9:10	64.8	-	-
9:11	58.0	63.4	9:11	63.5	66.9	-
9:12	59.5	63.1	9:12	61.0	66.0	-
9:13	58.8	62.6	9:13	63.0	65.5	-
9:14	58.3	62.4	9:14	61.0	64.9	-
9:15	58.5	62.2	9:15	61.5	64.7	-
9:16	58.3	62.1	9:16	60.0	64.3	-
9:17	58.5	61.9	9:17	65.0	64.3	-
9:18	62.5	62.0	9:18	61.5	64.2	-
9:19	61.0	62.3	9:19	61.3	64.1	-
9:20	59.8	62.3	9:20	60.5	64.0	-
9:21	60.5	62.5	9:21	62.0	64.1	-
9:22	59.3	61.5	9:22	59.8	63.6	-
9:23	60.0	60.0	9:23	61.0	62.0	-
9:24	58.8	59.7	9:24	61.3	61.8	-
9:25	60.0	59.4	9:25	60.0	61.5	-
9:26	59.5	59.5	9:26	67.0	61.7	-
9:27	57.0	59.4	9:27	69.5	62.3	-
9:28	57.5	59.3	9:28	63.3	62.3	-
9:29	57.8	59.3	9:29	61.3	62.3	-
9:30	56.8	59.1	9:30	69.0	62.8	-
9:31	59.0	59.2	9:31	63.8	63.1	-
9:32	56.8	59.1	9:32	65.5	63.1	-
9:33	58.5	58.8	9:33	62.5	63.2	-
9:34	56.0	58.5	9:34	57.0	62.9	-
9:35	55.8	58.2	9:35	60.0	62.9	-

Grand Union Bowling Alley Site
BCP #360222
150 Westchester Avenue, Port Chester
October 31, 2024

PARTICULATE DATA						
Upwind			Downwind			Exceeds Particulate Alarm Limit
Time	Concentration (ug/m^3)	15-Min Avg Concentration (ug/m^3)	Time	Concentration (ug/m^3)	15-Min Avg Concentration (ug/m^3)	
9:36	56.8	58.0	9:36	62.0	62.9	-
9:37	57.0	57.8	9:37	61.0	62.9	-
9:38	61.3	57.9	9:38	60.5	62.9	-
9:39	59.8	58.0	9:39	61.5	62.9	-
9:40	58.5	57.9	9:40	61.5	63.0	-
9:41	57.8	57.7	9:41	65.3	62.9	-
9:42	55.8	57.7	9:42	57.5	62.1	-
9:43	56.0	57.6	9:43	55.8	61.6	-
9:44	54.8	57.4	9:44	58.0	61.4	-
9:45	51.8	57.0	9:45	55.5	60.5	-
9:46	60.3	57.1	9:46	56.0	60.0	-
9:47	53.3	56.9	9:47	54.8	59.3	-
9:48	53.8	56.6	9:48	59.3	59.0	-
9:49	53.3	56.4	9:49	62.3	59.4	-
9:50	53.0	56.2	9:50	59.8	59.4	-
9:51	54.3	56.0	9:51	54.0	58.8	-
9:52	53.0	55.8	9:52	56.5	58.5	-
9:53	52.3	55.2	9:53	53.3	58.1	-
9:54	51.8	54.6	9:54	55.0	57.6	-
9:55	53.5	54.3	9:55	56.8	57.3	-
9:56	53.0	54.0	9:56	58.0	56.8	-
9:57	52.0	53.7	9:57	56.8	56.8	-
9:58	54.3	53.6	9:58	55.0	56.7	-
9:59	51.8	53.4	9:59	75.8	57.9	-
10:00	49.3	53.2	10:00	67.3	58.7	-
10:01	48.8	52.5	10:01	59.8	58.9	-
10:02	48.5	52.2	10:02	57.8	59.1	-
10:03	50.8	52.0	10:03	57.8	59.0	-
10:04	49.0	51.7	10:04	56.3	58.6	-
10:05	51.8	51.6	10:05	54.0	58.3	-
10:06	50.8	51.4	10:06	52.0	58.1	-
10:07	50.3	51.2	10:07	50.5	57.7	-
10:08	48.8	50.9	10:08	48.3	57.4	-
10:09	48.5	50.7	10:09	49.5	57.0	-
10:10	48.3	50.4	10:10	50.0	56.6	-
10:11	50.0	50.2	10:11	49.5	56.0	-
10:12	49.3	50.0	10:12	50.5	55.6	-
10:13	48.5	49.6	10:13	49.0	55.2	-
10:14	46.0	49.2	10:14	48.8	53.4	-
10:15	45.8	49.0	10:15	48.5	52.1	-
10:16	48.5	49.0	10:16	48.0	51.4	-
10:17	52.3	49.2	10:17	46.3	50.6	-
10:18	45.3	48.9	10:18	47.8	49.9	-
10:19	47.5	48.8	10:19	45.5	49.2	-
10:20	47.3	48.5	10:20	44.0	48.5	-
10:21	47.3	48.2	10:21	44.0	48.0	-
10:22	51.0	48.3	10:22	48.5	47.9	-
10:23	46.5	48.1	10:23	48.3	47.9	-

Grand Union Bowling Alley Site
BCP #360222
150 Westchester Avenue, Port Chester
October 31, 2024

PARTICULATE DATA						
Upwind			Downwind			Exceeds Particulate Alarm Limit
Time	Concentration (ug/m^3)	15-Min Avg Concentration (ug/m^3)	Time	Concentration (ug/m^3)	15-Min Avg Concentration (ug/m^3)	
10:24	46.0	48.0	10:24	44.8	47.6	-
10:25	43.8	47.7	10:25	41.8	47.0	-
10:26	41.8	47.1	10:26	41.3	46.5	-
10:27	42.5	46.7	10:27	45.8	46.1	-
10:28	42.8	46.3	10:28	43.5	45.8	-
10:29	40.5	45.9	10:29	40.8	45.2	-
10:30	41.5	45.6	10:30	40.3	44.7	-
10:31	41.3	45.1	10:31	44.8	44.5	-
10:32	38.8	44.2	10:32	36.3	43.8	-
10:33	37.5	43.7	10:33	37.5	43.1	-
10:34	35.8	42.9	10:34	40.8	42.8	-
10:35	35.3	42.1	10:35	38.0	42.4	-
10:36	37.0	41.5	10:36	40.5	42.2	-
10:37	38.3	40.6	10:37	39.3	41.6	-
10:38	36.3	39.9	10:38	33.8	40.6	-
10:39	37.0	39.3	10:39	35.0	39.9	-
10:40	35.0	38.7	10:40	34.8	39.5	-
10:41	40.8	38.7	10:41	44.5	39.7	-
10:42	41.0	38.6	10:42	40.0	39.3	-
10:43	38.8	38.3	10:43	38.0	38.9	-
10:44	36.3	38.0	10:44	49.3	39.5	-
10:45	43.8	38.2	10:45	52.0	40.3	-
10:46	46.3	38.5	10:46	51.8	40.8	-
10:47	46.0	39.0	10:47	52.0	41.8	-
10:48	49.5	39.8	10:48	47.0	42.4	-
10:49	46.5	40.5	10:49	50.0	43.1	-
10:50	50.0	41.5	10:50	54.3	44.1	-
10:51	46.8	42.1	10:51	52.8	45.0	-
10:52	51.8	43.0	10:52	56.8	46.1	-
10:53	52.8	44.1	10:53	50.5	47.2	-
10:54	52.3	45.2	10:54	61.3	49.0	-
10:55	53.5	46.4	10:55	61.5	50.8	-
10:56	52.0	47.1	10:56	51.8	51.3	-
10:57	51.5	47.8	10:57	53.5	52.2	-
10:58	51.0	48.7	10:58	52.0	53.1	-
10:59	49.8	49.6	10:59	50.8	53.2	-
11:00	48.8	49.9	11:00	50.8	53.1	-
11:01	51.0	50.2	11:01	49.8	53.0	-
11:02	48.8	50.4	11:02	49.8	52.8	-
11:03	50.8	50.5	11:03	49.0	53.0	-
11:04	49.5	50.7	11:04	48.3	52.8	-
11:05	48.0	50.5	11:05	50.0	52.6	-
11:06	48.5	50.7	11:06	49.3	52.3	-
11:07	47.0	50.3	11:07	47.8	51.7	-
11:08	45.0	49.8	11:08	47.0	51.5	-
11:09	44.8	49.3	11:09	49.3	50.7	-
11:10	48.5	49.0	11:10	46.0	49.7	-
11:11	46.5	48.6	11:11	47.8	49.4	-

Grand Union Bowling Alley Site
BCP #360222
150 Westchester Avenue, Port Chester
October 31, 2024

PARTICULATE DATA						
Upwind			Downwind			Exceeds Particulate Alarm Limit
Time	Concentration (ug/m^3)	15-Min Avg Concentration (ug/m^3)	Time	Concentration (ug/m^3)	15-Min Avg Concentration (ug/m^3)	
11:12	47.3	48.3	11:12	46.0	48.9	-
11:13	50.3	48.3	11:13	44.0	48.4	-
11:14	48.8	48.2	11:14	44.3	47.9	-
11:15	45.3	48.0	11:15	44.0	47.5	-
11:16	44.8	47.6	11:16	42.8	47.0	-
11:17	46.5	47.4	11:17	43.5	46.6	-
11:18	46.3	47.1	11:18	47.3	46.5	-
11:19	44.8	46.8	11:19	44.0	46.2	-
11:20	43.8	46.5	11:20	44.0	45.8	-
11:21	41.5	46.1	11:21	38.8	45.1	-
11:22	40.8	45.6	11:22	37.5	44.4	-
11:23	37.3	45.1	11:23	37.0	43.7	-
11:24	39.8	44.8	11:24	37.5	43.0	-
11:25	42.0	44.4	11:25	39.0	42.5	-
11:26	41.5	44.0	11:26	37.3	41.8	-
11:27	40.0	43.5	11:27	36.5	41.2	-
11:28	38.8	42.8	11:28	35.0	40.6	-
11:29	42.0	42.3	11:29	36.5	40.0	-
11:30	43.3	42.2	11:30	38.5	39.7	-
11:31	41.8	42.0	11:31	44.5	39.8	-
11:32	42.8	41.7	11:32	41.5	39.7	-
11:33	42.3	41.5	11:33	44.5	39.5	-
11:34	44.0	41.4	11:34	34.5	38.8	-
11:35	42.5	41.3	11:35	38.5	38.5	-
11:36	40.5	41.3	11:36	45.3	38.9	-
11:37	39.5	41.2	11:37	43.8	39.3	-
11:38	41.0	41.4	11:38	34.5	39.2	-
11:39	37.0	41.3	11:39	32.5	38.8	-
11:40	36.3	40.9	11:40	33.0	38.4	-
11:41	36.8	40.6	11:41	35.0	38.3	-
11:42	37.0	40.4	11:42	36.0	38.2	-
11:43	37.5	40.3	11:43	34.3	38.2	-
11:44	37.5	40.0	11:44	33.5	38.0	-
11:45	37.8	39.6	11:45	33.0	37.6	-
11:46	35.3	39.2	11:46	34.3	36.9	-
11:47	35.0	38.7	11:47	33.5	36.4	-
11:48	34.8	38.2	11:48	34.0	35.7	-
11:49	35.3	37.6	11:49	35.0	35.7	-
11:50	35.3	37.1	11:50	34.8	35.5	-
11:51	35.3	36.7	11:51	37.0	34.9	-
11:52	36.5	36.5	11:52	38.8	34.6	-
11:53	35.3	36.2	11:53	39.0	34.9	-
11:54	36.0	36.1	11:54	38.3	35.3	-
11:55	36.3	36.1	11:55	35.8	35.5	-
11:56	34.8	36.0	11:56	36.8	35.6	-
11:57	35.3	35.8	11:57	33.8	35.4	-
11:58	35.8	35.7	11:58	35.3	35.5	-
11:59	36.3	35.6	11:59	38.5	35.8	-

Grand Union Bowling Alley Site
BCP #360222
150 Westchester Avenue, Port Chester
October 31, 2024

PARTICULATE DATA						
Upwind			Downwind			Exceeds Particulate Alarm Limit
Time	Concentration (ug/m^3)	15-Min Avg Concentration (ug/m^3)	Time	Concentration (ug/m^3)	15-Min Avg Concentration (ug/m^3)	
12:00	35.8	35.5	12:00	34.8	36.0	-
12:01	32.8	35.3	12:01	34.5	36.0	-
12:02	35.0	35.3	12:02	31.3	35.8	-
12:03	34.8	35.3	12:03	33.8	35.8	-
12:04	33.0	35.2	12:04	34.0	35.7	-
12:05	34.0	35.1	12:05	33.5	35.7	-
12:06	34.8	35.1	12:06	37.3	35.7	-
12:07	35.0	35.0	12:07	34.8	35.4	-
12:08	35.0	35.0	12:08	33.8	35.1	-
12:09	36.5	35.0	12:09	33.8	34.8	-
12:10	33.8	34.8	12:10	33.5	34.6	-
12:11	34.8	34.8	12:11	33.0	34.4	-
12:12	35.0	34.8	12:12	32.5	34.3	-
12:13	35.0	34.8	12:13	34.3	34.2	-
12:14	36.0	34.7	12:14	31.8	33.8	-
12:15	36.3	34.8	12:15	33.8	33.7	-
12:16	34.8	34.9	12:16	35.0	33.7	-
12:17	35.5	34.9	12:17	31.8	33.8	-
12:18	37.3	35.1	12:18	33.8	33.8	-
12:19	37.0	35.4	12:19	33.3	33.7	-
12:20	35.8	35.5	12:20	33.8	33.7	-
12:21	35.5	35.5	12:21	34.3	33.5	-
12:22	33.3	35.4	12:22	31.5	33.3	-
12:23	36.0	35.5	12:23	32.0	33.2	-
12:24	34.0	35.3	12:24	32.8	33.1	-
12:25	36.3	35.5	12:25	33.3	33.1	-
12:26	35.5	35.5	12:26	33.3	33.1	-
12:27	35.8	35.6	12:27	31.5	33.1	-
12:28	35.8	35.6	12:28	32.5	32.9	-
12:29	34.3	35.5	12:29	31.0	32.9	-
12:30	33.0	35.3	12:30	30.8	32.7	-
12:31	35.0	35.3	12:31	29.3	32.3	-
12:32	33.5	35.2	12:32	28.5	32.1	-
12:33	31.8	34.8	12:33	28.0	31.7	-
12:34	32.3	34.5	12:34	28.8	31.4	-
12:35	32.3	34.3	12:35	29.3	31.1	-
12:36	33.0	34.1	12:36	26.8	30.6	-
12:37	31.3	34.0	12:37	28.5	30.4	-
12:38	30.8	33.6	12:38	27.8	30.1	-
12:39	31.3	33.4	12:39	24.0	29.5	-
12:40	30.0	33.0	12:40	25.0	29.0	-
12:41	33.8	32.9	12:41	226.0	41.8	-
12:42	30.0	32.5	12:42	28.5	41.6	-
12:43	28.5	32.0	12:43	23.8	41.1	-
12:44	28.8	31.7	12:44	22.3	40.5	-
12:45	29.0	31.4	12:45	40.0	41.1	-
12:46	26.3	30.8	12:46	22.5	40.6	-
12:47	28.0	30.5	12:47	21.0	40.1	-

Grand Union Bowling Alley Site
BCP #360222
150 Westchester Avenue, Port Chester
October 31, 2024

PARTICULATE DATA						
Upwind			Downwind			Exceeds Particulate Alarm Limit
Time	Concentration (ug/m^3)	15-Min Avg Concentration (ug/m^3)	Time	Concentration (ug/m^3)	15-Min Avg Concentration (ug/m^3)	
12:48	25.0	30.0	12:48	18.5	39.5	-
12:49	20.0	29.2	12:49	16.5	38.7	-
12:50	17.8	28.2	12:50	23.5	38.3	-
12:51	18.0	27.2	12:51	9.5	37.2	-
12:52	17.3	26.3	12:52	10.3	35.9	-
12:53	20.5	25.6	12:53	10.3	34.8	-
12:54	22.0	25.0	12:54	10.0	33.8	-
12:55	19.3	24.3	12:55	14.8	33.2	-
12:56	17.0	23.2	12:56	11.3	18.8	-
12:57	18.3	22.4	12:57	11.8	17.7	-
12:58	18.3	21.7	12:58	12.8	17.0	-
12:59	19.3	21.1	12:59	11.8	16.3	-
13:00	17.3	20.3	13:00	9.8	14.3	-
13:01	21.0	19.9	13:01	12.8	13.6	-
13:02	19.0	19.3	13:02	12.5	13.1	-
13:03	19.3	18.9	13:03	11.5	12.6	-
13:04	19.3	18.9	13:04	10.5	12.2	-
13:05	11.8	18.5	13:05	18.3	11.8	-
13:06	12.0	18.1	13:06	19.5	12.5	-
13:07	12.5	17.8	13:07	17.3	13.0	-
13:08	14.3	17.4	13:08	18.0	13.5	-
13:09	13.3	16.8	13:09	19.5	14.1	-
13:10	13.5	16.4	13:10	22.0	14.6	-
13:11	19.8	16.6	13:11	25.3	15.5	-
13:12	14.0	16.3	13:12	22.5	16.3	-
13:13	15.8	16.1	13:13	27.0	17.2	-
13:14	15.0	15.8	13:14	24.5	18.1	-
13:15	13.5	15.6	13:15	24.0	19.0	-
13:16	11.0	14.9	13:16	21.3	19.6	-
13:17	10.8	14.4	13:17	22.5	20.2	-
13:18	14.8	14.1	13:18	21.3	20.9	-
13:19	13.8	13.7	13:19	22.5	21.7	-
13:20	14.3	13.9	13:20	23.0	22.0	-
13:21	14.3	14.0	13:21	23.3	22.3	-
13:22	12.3	14.0	13:22	20.3	22.5	-
13:23	13.0	13.9	13:23	21.5	22.7	-
13:24	10.3	13.7	13:24	20.8	22.8	-
13:25	11.8	13.6	13:25	21.0	22.7	-
13:26	11.5	13.1	13:26	20.8	22.4	-
13:27	9.0	12.7	13:27	19.5	22.2	-
13:28	11.3	12.4	13:28	20.3	21.8	-
13:29	10.8	12.1	13:29	19.3	21.4	-
13:30	18.3	12.5	13:30	8.8	20.4	-
13:31	20.8	13.1	13:31	9.3	19.6	-
13:32	26.0	14.1	13:32	10.3	18.8	-
13:33	20.5	14.5	13:33	11.3	18.1	-
13:34	19.5	14.9	13:34	12.0	17.4	-
13:35	25.3	15.6	13:35	26.8	17.7	-

Grand Union Bowling Alley Site
BCP #360222
150 Westchester Avenue, Port Chester
October 31, 2024

PARTICULATE DATA						
Upwind			Downwind			Exceeds Particulate Alarm Limit
Time	Concentration (ug/m^3)	15-Min Avg Concentration (ug/m^3)	Time	Concentration (ug/m^3)	15-Min Avg Concentration (ug/m^3)	
13:36	21.0	16.1	13:36	16.5	17.2	-
13:37	21.3	16.7	13:37	10.0	16.5	-
13:38	20.0	17.1	13:38	10.5	15.8	-
13:39	18.5	17.7	13:39	11.3	15.2	-
13:40	18.3	18.1	13:40	8.8	14.3	-
13:41	22.5	18.9	13:41	10.3	13.6	-
13:42	21.5	19.7	13:42	9.3	13.0	-
13:43	19.0	20.2	13:43	8.8	12.2	-
13:44	19.5	20.8	13:44	10.8	11.6	-
13:45	21.0	21.0	13:45	13.5	11.9	-
13:46	19.0	20.9	13:46	13.8	12.2	-
13:47	19.5	20.4	13:47	10.5	12.3	-
13:48	18.5	20.3	13:48	9.5	12.1	-
13:49	18.5	20.2	13:49	9.8	12.0	-
13:50	18.8	19.8	13:50	10.3	10.9	-
13:51	20.0	19.7	13:51	10.0	10.5	-
13:52	20.0	19.6	13:52	8.3	10.3	-
13:53	17.8	19.5	13:53	9.0	10.2	-
13:54	19.3	19.5	13:54	11.5	10.3	-
13:55	19.3	19.6	13:55	9.5	10.3	-
13:56	19.8	19.4	13:56	11.0	10.4	-
13:57	19.5	19.3	13:57	27.5	11.6	-
13:58	20.3	19.4	13:58	11.8	11.8	-
13:59	19.0	19.3	13:59	11.0	11.8	-
14:00	21.0	19.3	14:00	11.3	11.6	-
14:01	21.0	19.5	14:01	14.0	11.7	-
14:02	21.8	19.6	14:02	9.5	11.6	-
14:03	21.0	19.8	14:03	11.3	11.7	-
14:04	23.0	20.1	14:04	12.3	11.9	-
14:05	22.8	20.4	14:05	21.5	12.6	-
14:06	21.3	20.4	14:06	12.0	12.8	-
14:07	21.3	20.5	14:07	11.3	13.0	-
14:08	24.8	21.0	14:08	10.3	13.0	-
14:09	21.8	21.2	14:09	11.3	13.0	-
14:10	21.5	21.3	14:10	11.0	13.1	-
14:11	21.3	21.4	14:11	12.0	13.2	-
14:12	22.8	21.6	14:12	10.8	12.1	-
14:13	22.3	21.8	14:13	11.8	12.1	-
14:14	22.5	22.0	14:14	10.5	12.0	-
14:15	24.0	22.2	14:15	11.3	12.0	-
14:16	22.3	22.3	14:16	11.0	11.8	-
14:17	21.5	22.3	14:17	11.5	12.0	-
14:18	21.0	22.3	14:18	11.8	12.0	-
14:19	21.8	22.2	14:19	12.0	12.0	-
14:20	22.0	22.1	14:20	12.3	11.4	-
14:21	24.0	22.3	14:21	11.8	11.4	-
14:22	21.3	22.3	14:22	11.0	11.3	-
14:23	20.0	22.0	14:23	11.3	11.4	-

Grand Union Bowling Alley Site
BCP #360222
150 Westchester Avenue, Port Chester
October 31, 2024

PARTICULATE DATA						
Upwind			Downwind			Exceeds Particulate Alarm Limit
Time	Concentration (ug/m^3)	15-Min Avg Concentration (ug/m^3)	Time	Concentration (ug/m^3)	15-Min Avg Concentration (ug/m^3)	
14:24	21.8	22.0	14:24	11.0	11.4	-
14:25	22.0	22.0	14:25	12.5	11.5	-
14:26	21.3	22.0	14:26	11.3	11.4	-
14:27	22.8	22.0	14:27	16.0	11.8	-
14:28	23.3	22.1	14:28	10.3	11.7	-
14:29	21.8	22.0	14:29	12.3	11.8	-
14:30	36.8	22.9	14:30	12.8	11.9	-
14:31	23.0	22.9	14:31	12.5	12.0	-
14:32	23.3	23.1	14:32	13.3	12.1	-
14:33	22.0	23.1	14:33	16.5	12.4	-
14:34	21.5	23.1	14:34	11.0	12.4	-
14:35	28.8	23.6	14:35	13.3	12.4	-
14:36	23.3	23.5	14:36	10.3	12.3	-
14:37	24.5	23.7	14:37	12.5	12.4	-
14:38	23.0	23.9	14:38	12.0	12.5	-
14:39	25.3	24.2	14:39	15.8	12.8	-
14:40	23.3	24.2	14:40	11.5	12.7	-
14:41	21.5	24.3	14:41	11.5	12.8	-
14:42	21.8	24.2	14:42	12.5	12.5	-
14:43	22.5	24.1	14:43	10.5	12.5	-
14:44	23.0	24.2	14:44	10.5	12.4	-
14:45	23.3	23.3	14:45	13.3	12.5	-
14:46	21.3	23.2	14:46	11.5	12.4	-
14:47	23.0	23.2	14:47	12.3	12.3	-
14:48	21.5	23.2	14:48	11.0	12.0	-
14:49	21.5	23.2	14:49	10.8	11.9	-
14:50	21.3	22.7	14:50	12.8	11.9	-
14:51	20.0	22.4	14:51	10.3	11.9	-
14:52	20.0	22.1	14:52	10.5	11.8	-
14:53	21.8	22.1	14:53	9.8	11.6	-
14:54	23.0	21.9	14:54	10.3	11.3	-
14:55	23.5	21.9	14:55	10.8	11.2	-
14:56	20.8	21.9	14:56	9.5	11.1	-
14:57	22.0	21.9	14:57	10.5	10.9	-
14:58	32.8	22.6	14:58	8.8	10.8	-
14:59	22.0	22.5	14:59	9.3	10.7	-
15:00	21.0	22.4	15:00	9.5	10.5	-
15:01	25.3	22.6	15:01	9.3	10.3	-
15:02	20.8	22.5	15:02	10.3	10.2	-
15:03	21.0	22.4	15:03	12.3	10.3	-
15:04	22.8	22.5	15:04	9.3	10.2	-
15:05	22.0	22.6	15:05	10.0	10.0	-
15:06	23.0	22.8	15:06	8.8	9.9	-
15:07	29.8	23.4	15:07	10.0	9.9	-
15:08	27.8	23.8	15:08	10.3	9.9	-
15:09	25.0	24.0	15:09	10.3	9.9	-
15:10	46.6	25.5	15:10	10.0	9.9	-
15:11	37.8	26.6	15:11	9.0	9.8	-

Grand Union Bowling Alley Site
BCP #360222
150 Westchester Avenue, Port Chester
October 31, 2024

PARTICULATE DATA						
Upwind			Downwind			Exceeds Particulate Alarm Limit
Time	Concentration (ug/m^3)	15-Min Avg Concentration (ug/m^3)	Time	Concentration (ug/m^3)	15-Min Avg Concentration (ug/m^3)	
15:12	26.6	26.9	15:12	11.8	9.9	-
15:13	21.4	26.2	15:13	12.0	10.1	-
15:14	21.2	26.1	15:14	10.8	10.2	-
15:15	21.2	26.1	15:15	11.3	10.3	-
15:16	23.4	26.0	15:16	11.8	10.5	-
15:17	22.6	26.1	15:17	11.0	10.6	-
15:18	21.4	26.2	15:18	12.5	10.6	-
15:19	22.2	26.1	15:19	12.0	10.8	-
15:20	28.6	26.6	15:20	12.5	10.9	-
15:21	27.2	26.9	15:21	19.0	11.6	-
15:22	21.6	26.3	15:22	11.8	11.7	-
15:23	20.8	25.8	15:23	10.3	11.7	-
15:24	22.0	25.6	15:24	9.8	11.7	-
15:25	23.2	24.1	15:25	14.3	12.0	-
15:26	22.4	23.1	15:26	10.0	12.0	-
15:27	22.2	22.8	15:27	12.3	12.1	-
15:28	24.4	23.0	15:28	10.3	12.0	-
15:29	20.8	22.9	15:29	10.5	11.9	-
15:30	20.8	22.9	15:30	11.0	11.9	-
15:31	20.4	22.7	15:31	11.8	11.9	-
15:32	21.8	22.7	15:32	11.5	12.0	-
15:33	20.8	22.6	15:33	12.0	11.9	-
15:34	21.0	22.5	15:34	10.3	11.8	-
15:35	21.8	22.1	15:35	11.8	11.8	-
15:36	22.4	21.8	15:36	12.0	11.3	-
15:37	21.6	21.8	15:37	106.5	17.6	-
15:38	22.6	21.9	15:38	26.8	18.7	-
15:39	28.2	22.3	15:39	30.3	20.1	-
15:40	23.6	22.3	15:40	44.8	22.1	-
15:41	20.8	22.2	15:41	11.0	22.2	-
15:42	21.6	22.2	15:42	11.3	22.1	-
15:43	20.8	21.9	15:43	13.8	22.3	-
15:44	23.0	22.1	15:44	26.5	23.4	-
15:45	-	-	15:45	67.8	27.2	-

Grand Union Bowling Alley Site
BCP #360222
150 Westchester Avenue, Port Chester
October 31, 2024

Thursday, October 31, 2024						
					Number of Instances Where Downwind VOCs Exceeds Upwind VOCs + 5 =	0
					Number of Comparable Data Points =	393
					Start Time:	8:55
					End Time:	15:45
PID DATA						
Upwind			Downwind			
Time	Concentration (ppm)	15-Min Avg Concentration (ppm)	Time	Concentration (ppm)	15-Min Avg Concentration (ppm)	Exceeds VOC Alarm Limit
8:55	0.0	-	8:55	-	-	-
8:56	0.0	-	8:56	0.9	-	-
8:57	0.0	-	8:57	0.7	-	-
8:58	0.0	-	8:58	0.7	-	-
8:59	0.0	-	8:59	0.6	-	-
9:00	0.0	-	9:00	0.6	-	-
9:01	0.0	-	9:01	0.6	-	-
9:02	0.0	-	9:02	0.6	-	-
9:03	0.0	-	9:03	0.7	-	-
9:04	0.0	-	9:04	0.8	-	-
9:05	0.0	-	9:05	0.8	-	-
9:06	0.0	-	9:06	0.7	-	-
9:07	0.0	-	9:07	0.7	-	-
9:08	0.0	-	9:08	0.7	-	-
9:09	0.0	-	9:09	0.8	-	-
9:10	0.0	0.0	9:10	0.8	-	-
9:11	0.0	0.0	9:11	1.0	0.7	-
9:12	0.0	0.0	9:12	0.9	0.7	-
9:13	0.0	0.0	9:13	1.0	0.8	-
9:14	0.0	0.0	9:14	1.0	0.8	-
9:15	0.0	0.0	9:15	1.0	0.8	-
9:16	0.0	0.0	9:16	1.1	0.8	-
9:17	0.0	0.0	9:17	1.2	0.9	-
9:18	0.0	0.0	9:18	1.2	0.9	-
9:19	0.0	0.0	9:19	1.2	0.9	-
9:20	0.0	0.0	9:20	1.3	1.0	-
9:21	0.0	0.0	9:21	1.3	1.0	-
9:22	0.0	0.0	9:22	1.4	1.1	-
9:23	0.0	0.0	9:23	1.4	1.1	-
9:24	0.0	0.0	9:24	1.4	1.1	-
9:25	0.0	0.0	9:25	1.4	1.2	-
9:26	0.0	0.0	9:26	1.5	1.2	-
9:27	0.0	0.0	9:27	1.5	1.3	-
9:28	0.0	0.0	9:28	1.5	1.3	-
9:29	0.0	0.0	9:29	1.6	1.3	-
9:30	0.0	0.0	9:30	1.6	1.4	-
9:31	0.0	0.0	9:31	1.7	1.4	-
9:32	0.0	0.0	9:32	1.8	1.4	-
9:33	0.0	0.0	9:33	1.8	1.5	-
9:34	0.0	0.0	9:34	1.8	1.5	-
9:35	0.0	0.0	9:35	1.8	1.6	-
9:36	0.0	0.0	9:36	1.8	1.6	-
9:37	0.0	0.0	9:37	1.9	1.6	-

Grand Union Bowling Alley Site
BCP #360222
150 Westchester Avenue, Port Chester
October 31, 2024

PID DATA						
Upwind			Downwind			
Time	Concentration (ppm)	15-Min Avg Concentration (ppm)	Time	Concentration (ppm)	15-Min Avg Concentration (ppm)	Exceeds VOC Alarm Limit
9:38	0.0	0.0	9:38	1.9	1.7	-
9:39	0.0	0.0	9:39	1.9	1.7	-
9:40	0.0	0.0	9:40	1.9	1.7	-
9:41	0.0	0.0	9:41	2.0	1.8	-
9:42	0.0	0.0	9:42	2.0	1.8	-
9:43	0.0	0.0	9:43	2.1	1.8	-
9:44	0.0	0.0	9:44	2.1	1.9	-
9:45	0.0	0.0	9:45	2.1	1.9	-
9:46	0.0	0.0	9:46	2.1	1.9	-
9:47	0.0	0.0	9:47	2.1	2.0	-
9:48	0.0	0.0	9:48	2.1	2.0	-
9:49	0.0	0.0	9:49	2.1	2.0	-
9:50	0.0	0.0	9:50	2.1	2.0	-
9:51	0.0	0.0	9:51	2.0	2.0	-
9:52	0.0	0.0	9:52	2.0	2.0	-
9:53	0.0	0.0	9:53	2.1	2.1	-
9:54	0.0	0.0	9:54	2.1	2.1	-
9:55	0.0	0.0	9:55	1.9	2.1	-
9:56	0.0	0.0	9:56	1.9	2.1	-
9:57	0.0	0.0	9:57	1.9	2.0	-
9:58	0.0	0.0	9:58	1.9	2.0	-
9:59	0.0	0.0	9:59	1.9	2.0	-
10:00	0.0	0.0	10:00	2.0	2.0	-
10:01	0.0	0.0	10:01	2.0	2.0	-
10:02	0.0	0.0	10:02	2.1	2.0	-
10:03	0.0	0.0	10:03	2.1	2.0	-
10:04	0.0	0.0	10:04	2.1	2.0	-
10:05	0.0	0.0	10:05	2.0	2.0	-
10:06	0.0	0.0	10:06	2.1	2.0	-
10:07	0.0	0.0	10:07	2.0	2.0	-
10:08	0.0	0.0	10:08	2.0	2.0	-
10:09	0.0	0.0	10:09	2.0	2.0	-
10:10	0.0	0.0	10:10	2.0	2.0	-
10:11	0.0	0.0	10:11	2.0	2.0	-
10:12	0.0	0.0	10:12	2.0	2.0	-
10:13	0.0	0.0	10:13	2.0	2.0	-
10:14	0.0	0.0	10:14	2.0	2.0	-
10:15	0.0	0.0	10:15	2.0	2.0	-
10:16	0.0	0.0	10:16	2.0	2.0	-
10:17	0.0	0.0	10:17	2.0	2.0	-
10:18	0.0	0.0	10:18	2.0	2.0	-
10:19	0.0	0.0	10:19	1.9	2.0	-
10:20	0.0	0.0	10:20	1.8	2.0	-
10:21	0.0	0.0	10:21	1.8	2.0	-
10:22	0.0	0.0	10:22	1.9	2.0	-
10:23	0.0	0.0	10:23	1.8	1.9	-
10:24	0.0	0.0	10:24	1.9	1.9	-
10:25	0.0	0.0	10:25	1.9	1.9	-
10:26	0.0	0.0	10:26	1.8	1.9	-

Grand Union Bowling Alley Site
BCP #360222
150 Westchester Avenue, Port Chester
October 31, 2024

PID DATA						
Upwind			Downwind			
Time	Concentration (ppm)	15-Min Avg Concentration (ppm)	Time	Concentration (ppm)	15-Min Avg Concentration (ppm)	Exceeds VOC Alarm Limit
10:27	0.0	0.0	10:27	1.8	1.9	-
10:28	0.0	0.0	10:28	1.9	1.9	-
10:29	0.0	0.0	10:29	1.8	1.9	-
10:30	0.0	0.0	10:30	1.8	1.9	-
10:31	0.0	0.0	10:31	1.8	1.8	-
10:32	0.0	0.0	10:32	1.8	1.8	-
10:33	0.0	0.0	10:33	1.7	1.8	-
10:34	0.0	0.0	10:34	1.7	1.8	-
10:35	0.0	0.0	10:35	1.6	1.8	-
10:36	0.0	0.0	10:36	1.6	1.8	-
10:37	0.0	0.0	10:37	1.6	1.7	-
10:38	0.0	0.0	10:38	1.5	1.7	-
10:39	0.0	0.0	10:39	1.5	1.7	-
10:40	0.0	0.0	10:40	1.4	1.7	-
10:41	0.0	0.0	10:41	1.3	1.6	-
10:42	0.0	0.0	10:42	1.3	1.6	-
10:43	0.0	0.0	10:43	1.4	1.6	-
10:44	0.0	0.0	10:44	1.4	1.6	-
10:45	0.0	0.0	10:45	1.3	1.5	-
10:46	0.0	0.0	10:46	1.3	1.5	-
10:47	0.0	0.0	10:47	1.4	1.5	-
10:48	0.0	0.0	10:48	1.4	1.4	-
10:49	0.0	0.0	10:49	1.3	1.4	-
10:50	0.0	0.0	10:50	1.4	1.4	-
10:51	0.0	0.0	10:51	1.4	1.4	-
10:52	0.0	0.0	10:52	1.4	1.4	-
10:53	0.0	0.0	10:53	1.2	1.4	-
10:54	0.0	0.0	10:54	1.2	1.3	-
10:55	0.0	0.0	10:55	1.3	1.3	-
10:56	0.0	0.0	10:56	1.2	1.3	-
10:57	0.0	0.0	10:57	1.2	1.3	-
10:58	0.0	0.0	10:58	1.2	1.3	-
10:59	0.0	0.0	10:59	1.2	1.3	-
11:00	0.0	0.0	11:00	1.2	1.3	-
11:01	0.0	0.0	11:01	1.3	1.3	-
11:02	0.0	0.0	11:02	1.3	1.3	-
11:03	0.0	0.0	11:03	1.2	1.3	-
11:04	0.0	0.0	11:04	1.2	1.2	-
11:05	0.0	0.0	11:05	1.2	1.2	-
11:06	0.0	0.0	11:06	1.2	1.2	-
11:07	0.0	0.0	11:07	1.2	1.2	-
11:08	0.0	0.0	11:08	1.2	1.2	-
11:09	0.0	0.0	11:09	1.2	1.2	-
11:10	0.0	0.0	11:10	1.2	1.2	-
11:11	0.0	0.0	11:11	1.2	1.2	-
11:12	0.0	0.0	11:12	1.2	1.2	-
11:13	0.0	0.0	11:13	1.2	1.2	-
11:14	0.0	0.0	11:14	1.2	1.2	-
11:15	0.0	0.0	11:15	1.1	1.2	-

Grand Union Bowling Alley Site
BCP #360222
150 Westchester Avenue, Port Chester
October 31, 2024

PID DATA						
Upwind			Downwind			
Time	Concentration (ppm)	15-Min Avg Concentration (ppm)	Time	Concentration (ppm)	15-Min Avg Concentration (ppm)	Exceeds VOC Alarm Limit
11:16	0.0	0.0	11:16	1.1	1.2	-
11:17	0.0	0.0	11:17	1.1	1.2	-
11:18	0.0	0.0	11:18	1.1	1.2	-
11:19	0.0	0.0	11:19	1.0	1.1	-
11:20	0.0	0.0	11:20	1.0	1.1	-
11:21	0.0	0.0	11:21	1.0	1.1	-
11:22	0.0	0.0	11:22	1.0	1.1	-
11:23	0.0	0.0	11:23	1.0	1.1	-
11:24	0.0	0.0	11:24	0.9	1.1	-
11:25	0.0	0.0	11:25	0.9	1.1	-
11:26	0.0	0.0	11:26	0.9	1.0	-
11:27	0.0	0.0	11:27	0.8	1.0	-
11:28	0.0	0.0	11:28	0.8	1.0	-
11:29	0.0	0.0	11:29	0.8	1.0	-
11:30	0.0	0.0	11:30	0.7	0.9	-
11:31	0.0	0.0	11:31	0.7	0.9	-
11:32	0.0	0.0	11:32	0.6	0.9	-
11:33	0.0	0.0	11:33	0.7	0.8	-
11:34	0.0	0.0	11:34	0.6	0.8	-
11:35	0.0	0.0	11:35	0.5	0.8	-
11:36	0.0	0.0	11:36	0.5	0.7	-
11:37	0.0	0.0	11:37	0.5	0.7	-
11:38	0.0	0.0	11:38	0.5	0.7	-
11:39	0.0	0.0	11:39	0.4	0.6	-
11:40	0.0	0.0	11:40	0.3	0.6	-
11:41	0.0	0.0	11:41	0.3	0.6	-
11:42	0.0	0.0	11:42	0.2	0.5	-
11:43	0.0	0.0	11:43	0.2	0.5	-
11:44	0.0	0.0	11:44	0.3	0.5	-
11:45	0.0	0.0	11:45	0.2	0.4	-
11:46	0.0	0.0	11:46	0.2	0.4	-
11:47	0.0	0.0	11:47	0.1	0.3	-
11:48	0.0	0.0	11:48	0.0	0.3	-
11:49	0.0	0.0	11:49	0.0	0.3	-
11:50	0.0	0.0	11:50	0.0	0.2	-
11:51	0.0	0.0	11:51	0.0	0.2	-
11:52	0.0	0.0	11:52	0.0	0.2	-
11:53	0.0	0.0	11:53	0.0	0.1	-
11:54	0.0	0.0	11:54	0.0	0.1	-
11:55	0.0	0.0	11:55	0.0	0.1	-
11:56	0.0	0.0	11:56	0.0	0.1	-
11:57	0.0	0.0	11:57	0.0	0.1	-
11:58	0.0	0.0	11:58	0.0	0.0	-
11:59	0.0	0.0	11:59	0.0	0.0	-
12:00	0.0	0.0	12:00	0.0	0.0	-
12:01	0.0	0.0	12:01	0.0	0.0	-
12:02	0.0	0.0	12:02	0.0	0.0	-
12:03	0.0	0.0	12:03	0.0	0.0	-
12:04	0.0	0.0	12:04	0.0	0.0	-

Grand Union Bowling Alley Site
BCP #360222
150 Westchester Avenue, Port Chester
October 31, 2024

PID DATA						
Upwind			Downwind			
Time	Concentration (ppm)	15-Min Avg Concentration (ppm)	Time	Concentration (ppm)	15-Min Avg Concentration (ppm)	Exceeds VOC Alarm Limit
12:05	0.0	0.0	12:05	0.0	0.0	-
12:06	0.0	0.0	12:06	0.0	0.0	-
12:07	0.0	0.0	12:07	0.0	0.0	-
12:08	0.0	0.0	12:08	0.0	0.0	-
12:09	0.0	0.0	12:09	0.0	0.0	-
12:10	0.0	0.0	12:10	0.0	0.0	-
12:11	0.0	0.0	12:11	0.0	0.0	-
12:12	0.0	0.0	12:12	0.0	0.0	-
12:13	0.0	0.0	12:13	0.0	0.0	-
12:14	0.0	0.0	12:14	0.0	0.0	-
12:15	0.0	0.0	12:15	0.0	0.0	-
12:16	0.0	0.0	12:16	0.0	0.0	-
12:17	0.0	0.0	12:17	0.0	0.0	-
12:18	0.0	0.0	12:18	0.0	0.0	-
12:19	0.0	0.0	12:19	0.0	0.0	-
12:20	0.0	0.0	12:20	0.0	0.0	-
12:21	0.0	0.0	12:21	0.0	0.0	-
12:22	0.0	0.0	12:22	0.0	0.0	-
12:23	0.0	0.0	12:23	0.0	0.0	-
12:24	0.0	0.0	12:24	0.0	0.0	-
12:25	0.0	0.0	12:25	0.0	0.0	-
12:26	0.0	0.0	12:26	0.0	0.0	-
12:27	0.0	0.0	12:27	0.0	0.0	-
12:28	0.0	0.0	12:28	0.0	0.0	-
12:29	0.0	0.0	12:29	0.0	0.0	-
12:30	0.0	0.0	12:30	0.0	0.0	-
12:31	0.0	0.0	12:31	0.0	0.0	-
12:32	0.0	0.0	12:32	0.0	0.0	-
12:33	0.0	0.0	12:33	0.0	0.0	-
12:34	0.0	0.0	12:34	0.0	0.0	-
12:35	0.0	0.0	12:35	0.0	0.0	-
12:36	0.0	0.0	12:36	0.0	0.0	-
12:37	0.0	0.0	12:37	0.0	0.0	-
12:38	0.0	0.0	12:38	0.0	0.0	-
12:39	0.0	0.0	12:39	0.0	0.0	-
12:40	0.0	0.0	12:40	0.0	0.0	-
12:41	0.0	0.0	12:41	0.0	0.0	-
12:42	0.0	0.0	12:42	0.0	0.0	-
12:43	0.0	0.0	12:43	0.0	0.0	-
12:44	0.0	0.0	12:44	0.0	0.0	-
12:45	0.0	0.0	12:45	0.0	0.0	-
12:46	0.0	0.0	12:46	0.0	0.0	-
12:47	0.0	0.0	12:47	0.0	0.0	-
12:48	0.0	0.0	12:48	0.0	0.0	-
12:49	0.0	0.0	12:49	0.0	0.0	-
12:50	0.0	0.0	12:50	0.0	0.0	-
12:51	0.0	0.0	12:51	0.0	0.0	-
12:52	0.0	0.0	12:52	0.0	0.0	-
12:53	0.0	0.0	12:53	0.0	0.0	-

Grand Union Bowling Alley Site
BCP #360222
150 Westchester Avenue, Port Chester
October 31, 2024

PID DATA						
Upwind			Downwind			
Time	Concentration (ppm)	15-Min Avg Concentration (ppm)	Time	Concentration (ppm)	15-Min Avg Concentration (ppm)	Exceeds VOC Alarm Limit
12:54	0.0	0.0	12:54	0.0	0.0	-
12:55	0.0	0.0	12:55	0.0	0.0	-
12:56	0.0	0.0	12:56	0.0	0.0	-
12:57	0.0	0.0	12:57	0.0	0.0	-
12:58	0.0	0.0	12:58	0.0	0.0	-
12:59	0.0	0.0	12:59	0.0	0.0	-
13:00	0.0	0.0	13:00	0.0	0.0	-
13:01	0.0	0.0	13:01	0.0	0.0	-
13:02	0.0	0.0	13:02	0.0	0.0	-
13:03	0.0	0.0	13:03	0.0	0.0	-
13:04	0.0	0.0	13:04	0.0	0.0	-
13:05	0.0	0.0	13:05	0.0	0.0	-
13:06	0.0	0.0	13:06	0.0	0.0	-
13:07	0.0	0.0	13:07	0.0	0.0	-
13:08	0.0	0.0	13:08	0.0	0.0	-
13:09	0.0	0.0	13:09	0.0	0.0	-
13:10	0.0	0.0	13:10	0.0	0.0	-
13:11	0.0	0.0	13:11	0.0	0.0	-
13:12	0.0	0.0	13:12	0.0	0.0	-
13:13	0.0	0.0	13:13	0.0	0.0	-
13:14	0.0	0.0	13:14	0.0	0.0	-
13:15	0.0	0.0	13:15	0.0	0.0	-
13:16	0.0	0.0	13:16	0.0	0.0	-
13:17	0.0	0.0	13:17	0.0	0.0	-
13:18	0.0	0.0	13:18	0.0	0.0	-
13:19	0.0	0.0	13:19	0.0	0.0	-
13:20	0.0	0.0	13:20	0.0	0.0	-
13:21	0.0	0.0	13:21	0.0	0.0	-
13:22	0.0	0.0	13:22	0.0	0.0	-
13:23	0.0	0.0	13:23	0.0	0.0	-
13:24	0.0	0.0	13:24	0.0	0.0	-
13:25	0.0	0.0	13:25	0.0	0.0	-
13:26	0.0	0.0	13:26	0.0	0.0	-
13:27	0.0	0.0	13:27	0.0	0.0	-
13:28	0.0	0.0	13:28	0.0	0.0	-
13:29	0.0	0.0	13:29	0.0	0.0	-
13:30	0.0	0.0	13:30	0.0	0.0	-
13:31	0.0	0.0	13:31	0.0	0.0	-
13:32	0.0	0.0	13:32	0.0	0.0	-
13:33	0.0	0.0	13:33	0.0	0.0	-
13:34	0.0	0.0	13:34	0.0	0.0	-
13:35	0.0	0.0	13:35	0.0	0.0	-
13:36	0.0	0.0	13:36	0.0	0.0	-
13:37	0.0	0.0	13:37	0.0	0.0	-
13:38	0.0	0.0	13:38	0.0	0.0	-
13:39	0.0	0.0	13:39	0.0	0.0	-
13:40	0.0	0.0	13:40	0.0	0.0	-
13:41	0.0	0.0	13:41	0.0	0.0	-
13:42	0.0	0.0	13:42	0.0	0.0	-

Grand Union Bowling Alley Site
BCP #360222
150 Westchester Avenue, Port Chester
October 31, 2024

PID DATA						
Upwind			Downwind			
Time	Concentration (ppm)	15-Min Avg Concentration (ppm)	Time	Concentration (ppm)	15-Min Avg Concentration (ppm)	Exceeds VOC Alarm Limit
13:43	0.0	0.0	13:43	0.0	0.0	-
13:44	0.0	0.0	13:44	0.0	0.0	-
13:45	0.0	0.0	13:45	0.0	0.0	-
13:46	0.0	0.0	13:46	0.0	0.0	-
13:47	0.0	0.0	13:47	0.0	0.0	-
13:48	0.0	0.0	13:48	0.0	0.0	-
13:49	0.0	0.0	13:49	0.0	0.0	-
13:50	0.0	0.0	13:50	0.0	0.0	-
13:51	0.0	0.0	13:51	0.0	0.0	-
13:52	0.0	0.0	13:52	0.0	0.0	-
13:53	0.0	0.0	13:53	0.0	0.0	-
13:54	0.0	0.0	13:54	0.0	0.0	-
13:55	0.0	0.0	13:55	0.0	0.0	-
13:56	0.0	0.0	13:56	0.0	0.0	-
13:57	0.0	0.0	13:57	0.0	0.0	-
13:58	0.0	0.0	13:58	0.0	0.0	-
13:59	0.0	0.0	13:59	0.0	0.0	-
14:00	0.0	0.0	14:00	0.0	0.0	-
14:01	0.0	0.0	14:01	0.0	0.0	-
14:02	0.0	0.0	14:02	0.0	0.0	-
14:03	0.0	0.0	14:03	0.0	0.0	-
14:04	0.0	0.0	14:04	0.0	0.0	-
14:05	0.0	0.0	14:05	0.0	0.0	-
14:06	0.0	0.0	14:06	0.0	0.0	-
14:07	0.0	0.0	14:07	0.0	0.0	-
14:08	0.0	0.0	14:08	0.0	0.0	-
14:09	0.0	0.0	14:09	0.0	0.0	-
14:10	0.0	0.0	14:10	0.0	0.0	-
14:11	0.0	0.0	14:11	0.0	0.0	-
14:12	0.0	0.0	14:12	0.0	0.0	-
14:13	0.0	0.0	14:13	0.0	0.0	-
14:14	0.0	0.0	14:14	0.0	0.0	-
14:15	0.0	0.0	14:15	0.0	0.0	-
14:16	0.0	0.0	14:16	0.0	0.0	-
14:17	0.0	0.0	14:17	0.0	0.0	-
14:18	0.0	0.0	14:18	0.0	0.0	-
14:19	0.0	0.0	14:19	0.0	0.0	-
14:20	0.0	0.0	14:20	0.0	0.0	-
14:21	0.0	0.0	14:21	0.0	0.0	-
14:22	0.0	0.0	14:22	0.0	0.0	-
14:23	0.0	0.0	14:23	0.0	0.0	-
14:24	0.0	0.0	14:24	0.0	0.0	-
14:25	0.0	0.0	14:25	0.0	0.0	-
14:26	0.0	0.0	14:26	0.0	0.0	-
14:27	0.0	0.0	14:27	0.0	0.0	-
14:28	0.0	0.0	14:28	0.0	0.0	-
14:29	0.0	0.0	14:29	0.0	0.0	-
14:30	0.0	0.0	14:30	0.0	0.0	-
14:31	0.0	0.0	14:31	0.0	0.0	-

Grand Union Bowling Alley Site
BCP #360222
150 Westchester Avenue, Port Chester
October 31, 2024

PID DATA						
Upwind			Downwind			
Time	Concentration (ppm)	15-Min Avg Concentration (ppm)	Time	Concentration (ppm)	15-Min Avg Concentration (ppm)	Exceeds VOC Alarm Limit
14:32	0.0	0.0	14:32	0.0	0.0	-
14:33	0.0	0.0	14:33	0.0	0.0	-
14:34	0.0	0.0	14:34	0.0	0.0	-
14:35	0.0	0.0	14:35	0.0	0.0	-
14:36	0.0	0.0	14:36	0.0	0.0	-
14:37	0.0	0.0	14:37	0.0	0.0	-
14:38	0.0	0.0	14:38	0.0	0.0	-
14:39	0.0	0.0	14:39	0.0	0.0	-
14:40	0.0	0.0	14:40	0.0	0.0	-
14:41	0.0	0.0	14:41	0.0	0.0	-
14:42	0.0	0.0	14:42	0.0	0.0	-
14:43	0.0	0.0	14:43	0.0	0.0	-
14:44	0.0	0.0	14:44	0.0	0.0	-
14:45	0.0	0.0	14:45	0.0	0.0	-
14:46	0.0	0.0	14:46	0.0	0.0	-
14:47	0.0	0.0	14:47	0.0	0.0	-
14:48	0.0	0.0	14:48	0.0	0.0	-
14:49	0.0	0.0	14:49	0.0	0.0	-
14:50	0.0	0.0	14:50	0.0	0.0	-
14:51	0.0	0.0	14:51	0.0	0.0	-
14:52	0.0	0.0	14:52	0.0	0.0	-
14:53	0.0	0.0	14:53	0.0	0.0	-
14:54	0.0	0.0	14:54	0.0	0.0	-
14:55	0.0	0.0	14:55	0.0	0.0	-
14:56	0.0	0.0	14:56	0.0	0.0	-
14:57	0.0	0.0	14:57	0.0	0.0	-
14:58	0.0	0.0	14:58	0.0	0.0	-
14:59	0.0	0.0	14:59	0.0	0.0	-
15:00	0.0	0.0	15:00	0.0	0.0	-
15:01	0.0	0.0	15:01	0.0	0.0	-
15:02	0.0	0.0	15:02	0.0	0.0	-
15:03	0.0	0.0	15:03	0.0	0.0	-
15:04	0.0	0.0	15:04	0.0	0.0	-
15:05	0.0	0.0	15:05	0.0	0.0	-
15:06	0.0	0.0	15:06	0.0	0.0	-
15:07	0.0	0.0	15:07	0.0	0.0	-
15:08	0.0	0.0	15:08	0.0	0.0	-
15:09	0.0	0.0	15:09	0.0	0.0	-
15:10	0.0	0.0	15:10	0.0	0.0	-
15:11	0.0	0.0	15:11	0.0	0.0	-
15:12	0.0	0.0	15:12	0.0	0.0	-
15:13	0.0	0.0	15:13	0.0	0.0	-
15:14	0.0	0.0	15:14	0.0	0.0	-
15:15	0.0	0.0	15:15	0.0	0.0	-
15:16	0.0	0.0	15:16	0.0	0.0	-
15:17	0.0	0.0	15:17	0.0	0.0	-
15:18	0.0	0.0	15:18	0.0	0.0	-
15:19	0.0	0.0	15:19	0.0	0.0	-
15:20	0.0	0.0	15:20	0.0	0.0	-

Grand Union Bowling Alley Site
BCP #360222
150 Westchester Avenue, Port Chester
October 31, 2024

PID DATA						
Upwind			Downwind			
Time	Concentration (ppm)	15-Min Avg Concentration (ppm)	Time	Concentration (ppm)	15-Min Avg Concentration (ppm)	Exceeds VOC Alarm Limit
15:21	0.0	0.0	15:21	0.0	0.0	-
15:22	0.0	0.0	15:22	0.0	0.0	-
15:23	0.0	0.0	15:23	0.0	0.0	-
15:24	0.0	0.0	15:24	0.0	0.0	-
15:25	0.0	0.0	15:25	0.0	0.0	-
15:26	0.0	0.0	15:26	0.0	0.0	-
15:27	0.0	0.0	15:27	0.0	0.0	-
15:28	0.0	0.0	15:28	0.0	0.0	-
15:29	0.0	0.0	15:29	0.0	0.0	-
15:30	0.0	0.0	15:30	0.0	0.0	-
15:31	0.0	0.0	15:31	0.0	0.0	-
15:32	0.0	0.0	15:32	0.0	0.0	-
15:33	0.0	0.0	15:33	0.0	0.0	-
15:34	0.0	0.0	15:34	0.0	0.0	-
15:35	0.0	0.0	15:35	0.0	0.0	-
15:36	0.0	0.0	15:36	0.0	0.0	-
15:37	0.0	0.0	15:37	0.0	0.0	-
15:38	0.0	0.0	15:38	0.0	0.0	-
15:39	0.0	0.0	15:39	0.0	0.0	-
15:40	0.0	0.0	15:40	0.0	0.0	-
15:41	0.0	0.0	15:41	0.0	0.0	-
15:42	0.0	0.0	15:42	0.0	0.0	-
15:43	0.0	0.0	15:43	0.0	0.0	-
15:44	-	-	15:44	0.0	0.0	-
15:45	-	-	15:45	0.0	0.0	-

SESI CONSULTING ENGINEERS

959 US-46 Floor 3, Suite 300 - Parsippany-Troy Hills, NJ

DAILY AIR MONITORING REPORT
150 Westchester Avenue
Port Chester, New York

11/07/2024

Rev. No. 0	Page 1 of 2
Project Number: 11895A	
Dust Action Level	150 µg/m^3
VOC Action Level	5 ppm

Weather Data Range for Work Day		Wind Direction	NW	Relative Humidity (%)	43.0 - 85.0	Daily Rain Total (in)	0.00	Readings in the summary table and graphs below are the reported downwind concentrations.
Temperature (°F)	63.0 - 72.0	Wind Speed (MPH)	1.4 - 13.5	Barometer (inHg)	30.00 - 30.00	Avg. Dew Point Temp (°F)	53.0	

Station Location	Daily Avg. Dust Concentration (µg/m^3)	Max 15-Min Dust Concentration (µg/m^3)	Time of Max Dust Reading	Daily Avg. VOC Concentration (ppm)	Max 15-Min VOC Concentration (ppm)	Time of Max VOC Reading
Upwind	11.7	31.1	14:14	0.0	0.0	8:25
Downwind	10.8	23.0	11:20	0.0	1.0	8:38

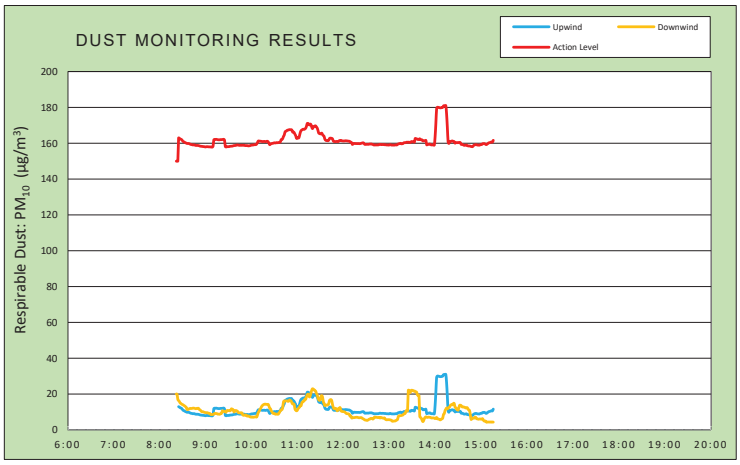

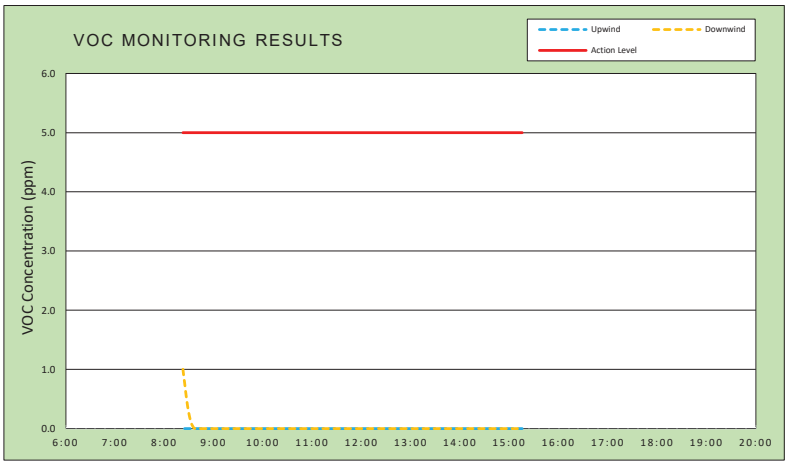

Air Monitoring Notes:

Weather Notes:

EMILCOTT
A Triumvirate Environmental Company

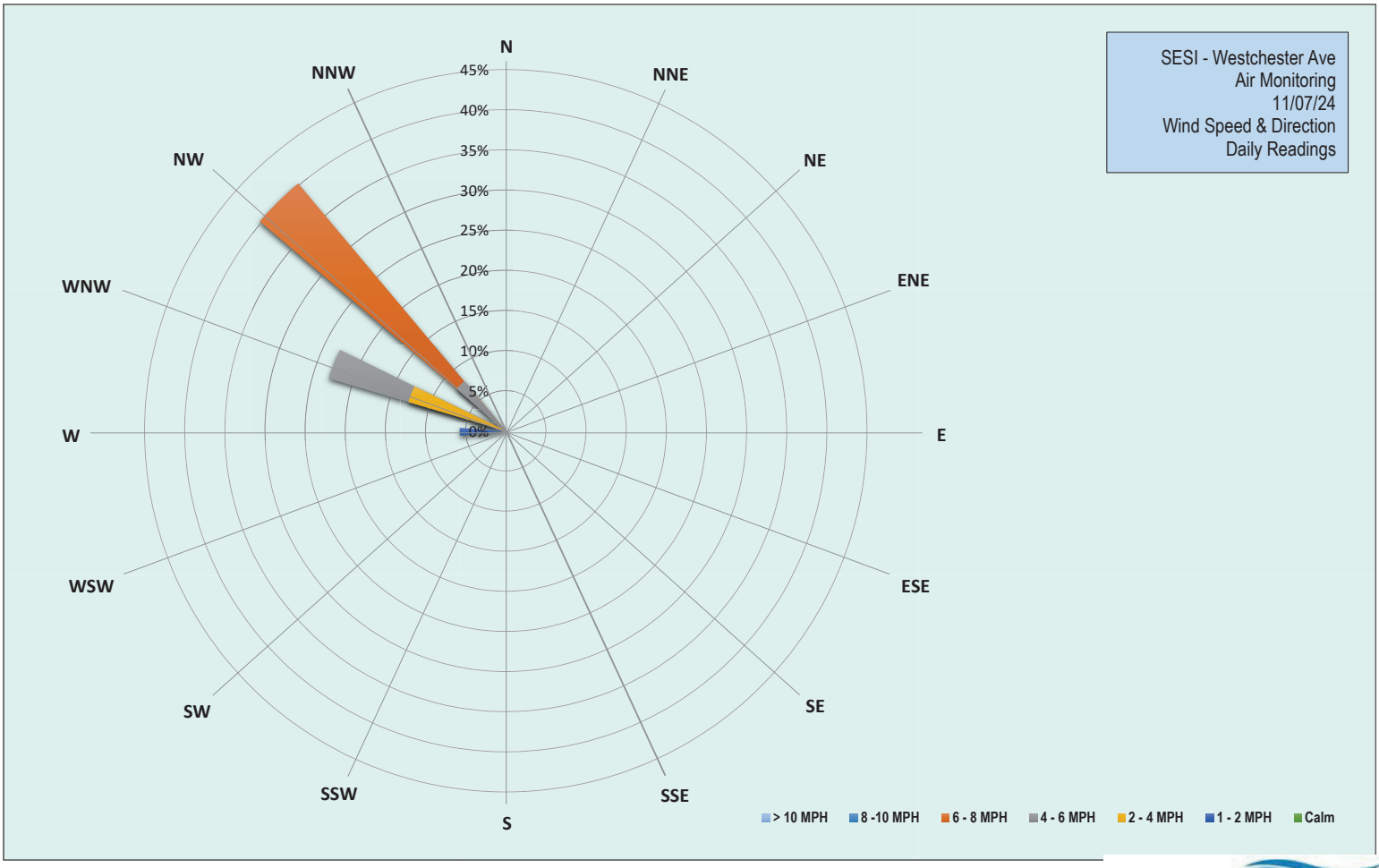

EMILCOTT
A Triumvirate Environmental Company

Grand Union Bowling Alley Site
BCP #360222
150 Westchester Avenue, Port Chester
November 7, 2024

Thursday, November 7, 2024

Number of Instances Where Downwind Particulates Exceeds Upwind Particulate + 150 =	**0**
Number of Comparable Data Points =	**412**
Start Time:	**8:07**
End Time:	**15:16**

PARTICULATE DATA

Upwind			Downwind			
Time	**Concentration (ug/m^3)**	**15-Min Avg Concentration (ug/m^3)**	**Time**	**Concentration (ug/m^3)**	**15-Min Avg Concentration (ug/m^3)**	**Exceeds Particulate Alarm Limit**
8:07	-	-	8:07	0.0	-	-
8:08	-	-	8:08	15.3	-	-
8:09	-	-	8:09	56.3	-	-
8:10	17.8	-	8:10	20.3	-	-
8:11	15.8	-	8:11	19.0	-	-
8:12	14.5	-	8:12	21.3	-	-
8:13	13.3	-	8:13	15.0	-	-
8:14	13.8	-	8:14	15.3	-	-
8:15	18.0	-	8:15	16.5	-	-
8:16	17.3	-	8:16	16.8	-	-
8:17	12.8	-	8:17	16.5	-	-
8:18	12.8	-	8:18	13.8	-	-
8:19	12.0	-	8:19	14.8	-	-
8:20	11.3	-	8:20	14.8	-	-
8:21	11.5	-	8:21	28.3	-	-
8:22	10.3	-	8:22	17.5	20.1	-
8:23	10.3	-	8:23	13.8	20.0	-
8:24	10.5	-	8:24	11.8	17.0	-
8:25	11.3	13.0	8:25	11.5	16.4	-
8:26	12.0	12.8	8:26	10.8	15.9	-
8:27	9.8	12.4	8:27	9.5	15.1	-
8:28	10.3	12.2	8:28	10.8	14.8	-
8:29	10.0	12.0	8:29	9.3	14.4	-
8:30	10.0	11.5	8:30	13.5	14.2	-
8:31	9.8	11.0	8:31	13.3	14.0	-
8:32	10.0	10.8	8:32	11.5	13.6	-
8:33	8.8	10.5	8:33	10.0	13.4	-
8:34	8.3	10.3	8:34	8.8	13.0	-
8:35	8.8	10.1	8:35	9.0	12.6	-
8:36	8.3	9.9	8:36	9.5	11.4	-
8:37	10.5	9.9	8:37	22.3	11.7	-
8:38	9.8	9.9	8:38	12.5	11.6	-
8:39	8.8	9.7	8:39	14.8	11.8	-
8:40	8.0	9.5	8:40	15.3	12.0	-
8:41	9.0	9.3	8:41	10.0	12.0	-
8:42	8.8	9.3	8:42	9.5	12.0	-
8:43	8.5	9.1	8:43	12.3	12.1	-
8:44	8.8	9.1	8:44	10.8	12.2	-
8:45	11.3	9.1	8:45	12.8	12.1	-
8:46	7.8	9.0	8:46	12.3	12.1	-
8:47	7.5	8.8	8:47	8.8	11.9	-
8:48	7.8	8.8	8:48	10.3	11.9	-

Grand Union Bowling Alley Site
BCP #360222
150 Westchester Avenue, Port Chester
November 7, 2024

PARTICULATE DATA						
Upwind			Downwind			Exceeds Particulate Alarm Limit
Time	Concentration (ug/m^3)	15-Min Avg Concentration (ug/m^3)	Time	Concentration (ug/m^3)	15-Min Avg Concentration (ug/m^3)	
8:49	8.5	8.8	8:49	11.3	12.1	-
8:50	8.3	8.8	8:50	8.5	12.0	-
8:51	7.5	8.7	8:51	10.8	12.1	-
8:52	8.5	8.6	8:52	12.0	11.4	-
8:53	7.3	8.4	8:53	9.0	11.2	-
8:54	7.5	8.3	8:54	8.3	10.8	-
8:55	7.3	8.3	8:55	7.8	10.3	-
8:56	8.3	8.2	8:56	8.8	10.2	-
8:57	7.8	8.2	8:57	9.3	10.2	-
8:58	8.0	8.1	8:58	9.0	10.0	-
8:59	7.5	8.0	8:59	8.3	9.8	-
9:00	9.8	7.9	9:00	11.8	9.7	-
9:01	9.3	8.0	9:01	10.8	9.6	-
9:02	8.3	8.1	9:02	9.5	9.7	-
9:03	7.5	8.1	9:03	8.5	9.6	-
9:04	7.8	8.0	9:04	8.3	9.4	-
9:05	7.5	8.0	9:05	8.0	9.3	-
9:06	8.0	8.0	9:06	7.3	9.1	-
9:07	7.0	7.9	9:07	4.8	8.6	-
9:08	7.0	7.9	9:08	9.0	8.6	-
9:09	7.0	7.9	9:09	7.8	8.6	-
9:10	15.3	8.4	9:10	9.8	8.7	-
9:11	61.0	11.9	9:11	10.5	8.8	-
9:12	11.3	12.1	9:12	15.5	9.2	-
9:13	7.8	12.1	9:13	8.5	9.2	-
9:14	8.5	12.2	9:14	7.8	9.2	-
9:15	8.5	12.1	9:15	11.0	9.1	-
9:16	7.8	12.0	9:16	6.5	8.8	-
9:17	7.3	11.9	9:17	9.8	8.9	-
9:18	7.3	11.9	9:18	7.5	8.8	-
9:19	8.5	12.0	9:19	8.5	8.8	-
9:20	8.5	12.0	9:20	13.3	9.2	-
9:21	7.8	12.0	9:21	7.5	9.2	-
9:22	8.0	12.1	9:22	27.0	10.7	-
9:23	7.5	12.1	9:23	8.3	10.6	-
9:24	8.3	12.2	9:24	5.3	10.4	-
9:25	7.5	11.7	9:25	6.5	10.2	-
9:26	8.0	8.2	9:26	9.8	10.2	-
9:27	8.0	7.9	9:27	11.8	9.9	-
9:28	9.3	8.0	9:28	21.5	10.8	-
9:29	9.5	8.1	9:29	9.3	10.9	-
9:30	8.5	8.1	9:30	9.0	10.8	-
9:31	8.3	8.1	9:31	8.0	10.9	-
9:32	9.3	8.3	9:32	7.0	10.7	-
9:33	8.0	8.3	9:33	11.3	10.9	-
9:34	9.3	8.4	9:34	22.3	11.8	-
9:35	8.8	8.4	9:35	8.0	11.5	-
9:36	9.8	8.5	9:36	7.0	11.5	-
9:37	10.3	8.7	9:37	9.0	10.3	-

Grand Union Bowling Alley Site
BCP #360222
150 Westchester Avenue, Port Chester
November 7, 2024

PARTICULATE DATA						
Upwind			Downwind			Exceeds Particulate Alarm Limit
Time	Concentration (ug/m^3)	15-Min Avg Concentration (ug/m^3)	Time	Concentration (ug/m^3)	15-Min Avg Concentration (ug/m^3)	
9:38	8.3	8.7	9:38	5.8	10.1	-
9:39	8.8	8.8	9:39	16.0	10.8	-
9:40	8.8	8.8	9:40	7.0	10.8	-
9:41	10.5	9.0	9:41	7.0	10.7	-
9:42	8.3	9.0	9:42	7.8	10.4	-
9:43	8.3	9.0	9:43	11.5	9.7	-
9:44	8.0	8.9	9:44	6.8	9.6	-
9:45	8.0	8.8	9:45	9.5	9.6	-
9:46	9.0	8.9	9:46	6.3	9.5	-
9:47	8.8	8.8	9:47	9.5	9.6	-
9:48	8.8	8.9	9:48	5.8	9.3	-
9:49	8.8	8.9	9:49	8.3	8.3	-
9:50	8.8	8.9	9:50	5.8	8.2	-
9:51	9.0	8.8	9:51	7.8	8.2	-
9:52	8.8	8.7	9:52	10.3	8.3	-
9:53	8.3	8.7	9:53	7.5	8.4	-
9:54	8.5	8.7	9:54	7.3	7.9	-
9:55	8.3	8.7	9:55	5.0	7.7	-
9:56	8.8	8.5	9:56	8.3	7.8	-
9:57	8.8	8.6	9:57	5.3	7.6	-
9:58	9.3	8.6	9:58	7.0	7.3	-
9:59	10.0	8.8	9:59	5.3	7.2	-
10:00	10.3	8.9	10:00	7.8	7.1	-
10:01	10.0	9.0	10:01	7.8	7.2	-
10:02	9.0	9.0	10:02	7.5	7.1	-
10:03	10.3	9.1	10:03	6.5	7.1	-
10:04	10.0	9.2	10:04	9.5	7.2	-
10:05	9.3	9.2	10:05	7.3	7.3	-
10:06	9.3	9.2	10:06	8.0	7.3	-
10:07	14.0	9.6	10:07	8.0	7.2	-
10:08	20.3	10.4	10:08	24.0	8.3	-
10:09	21.3	11.2	10:09	28.3	9.7	-
10:10	8.3	11.2	10:10	14.3	10.3	-
10:11	7.8	11.2	10:11	23.3	11.3	-
10:12	8.3	11.1	10:12	15.0	12.0	-
10:13	8.3	11.1	10:13	18.5	12.7	-
10:14	8.5	11.0	10:14	16.3	13.5	-
10:15	10.0	11.0	10:15	13.0	13.8	-
10:16	10.5	11.0	10:16	13.5	14.2	-
10:17	9.8	11.0	10:17	9.3	14.3	-
10:18	8.3	10.9	10:18	8.5	14.4	-
10:19	10.4	10.9	10:19	7.5	14.3	-
10:20	11.2	11.1	10:20	7.3	14.3	-
10:21	9.8	11.1	10:21	6.8	14.2	-
10:22	9.2	10.8	10:22	9.3	14.3	-
10:23	8.8	10.0	10:23	9.5	13.3	-
10:24	8.8	9.2	10:24	10.0	12.1	-
10:25	13.4	9.5	10:25	10.0	11.8	-
10:26	11.2	9.8	10:26	6.3	10.7	-

Grand Union Bowling Alley Site
BCP #360222
150 Westchester Avenue, Port Chester
November 7, 2024

PARTICULATE DATA						
Upwind			Downwind			Exceeds Particulate Alarm Limit
Time	Concentration (ug/m^3)	15-Min Avg Concentration (ug/m^3)	Time	Concentration (ug/m^3)	15-Min Avg Concentration (ug/m^3)	
10:27	10.0	9.9	10:27	6.0	10.1	-
10:28	9.8	10.0	10:28	8.0	9.4	-
10:29	10.0	10.1	10:29	13.0	9.2	-
10:30	12.6	10.2	10:30	14.0	9.3	-
10:31	9.6	10.2	10:31	7.8	8.9	-
10:32	9.8	10.2	10:32	8.0	8.8	-
10:33	10.6	10.3	10:33	9.3	8.8	-
10:34	9.6	10.3	10:34	7.5	8.8	-
10:35	11.8	10.3	10:35	6.0	8.8	-
10:36	11.6	10.5	10:36	14.5	9.3	-
10:37	9.8	10.5	10:37	20.0	10.0	-
10:38	13.8	10.8	10:38	22.0	10.8	-
10:39	28.0	12.1	10:39	17.5	11.3	-
10:40	13.4	12.1	10:40	9.5	11.3	-
10:41	19.6	12.7	10:41	29.0	12.8	-
10:42	27.4	13.8	10:42	49.5	15.7	-
10:43	21.4	14.6	10:43	16.3	16.3	-
10:44	35.4	16.3	10:44	10.5	16.1	-
10:45	18.6	16.7	10:45	15.5	16.2	-
10:46	12.4	16.9	10:46	8.8	16.3	-
10:47	15.8	17.3	10:47	6.8	16.2	-
10:48	11.4	17.3	10:48	6.0	16.0	-
10:49	12.2	17.5	10:49	10.3	16.1	-
10:50	13.2	17.6	10:50	15.3	16.8	-
10:51	10.4	17.5	10:51	9.0	16.4	-
10:52	10.6	17.6	10:52	16.0	16.1	-
10:53	10.0	17.3	10:53	7.5	15.2	-
10:54	10.8	16.2	10:54	7.3	14.5	-
10:55	15.2	16.3	10:55	10.5	14.5	-
10:56	13.4	15.9	10:56	23.3	14.2	-
10:57	13.8	15.0	10:57	12.0	11.7	-
10:58	9.6	14.2	10:58	7.0	11.0	-
10:59	12.8	12.7	10:59	5.3	10.7	-
11:00	20.8	12.8	11:00	19.5	11.0	-
11:01	18.2	13.2	11:01	22.0	11.8	-
11:02	12.2	13.0	11:02	13.8	12.3	-
11:03	32.8	14.4	11:03	14.0	12.8	-
11:04	37.6	16.1	11:04	23.5	13.7	-
11:05	27.6	17.1	11:05	12.3	13.5	-
11:06	15.4	17.4	11:06	35.3	15.3	-
11:07	15.4	17.7	11:07	20.5	15.6	-
11:08	11.8	17.8	11:08	15.3	16.1	-
11:09	9.2	17.7	11:09	8.8	16.2	-
11:10	19.8	18.0	11:10	26.3	17.2	-
11:11	19.2	18.4	11:11	20.8	17.1	-
11:12	29.8	19.5	11:12	34.0	18.5	-
11:13	33.0	21.0	11:13	21.8	19.5	-
11:14	13.4	21.1	11:14	12.3	20.0	-
11:15	13.6	20.6	11:15	8.5	19.3	-

Grand Union Bowling Alley Site
BCP #360222
150 Westchester Avenue, Port Chester
November 7, 2024

PARTICULATE DATA						
Upwind			Downwind			Exceeds Particulate Alarm Limit
Time	Concentration (ug/m^3)	15-Min Avg Concentration (ug/m^3)	Time	Concentration (ug/m^3)	15-Min Avg Concentration (ug/m^3)	
11:16	11.8	20.2	11:16	8.8	18.4	-
11:17	20.6	20.7	11:17	26.0	19.2	-
11:18	26.0	20.3	11:18	38.0	20.8	-
11:19	16.8	18.9	11:19	46.3	22.3	-
11:20	16.2	18.1	11:20	23.0	23.0	-
11:21	32.0	19.2	11:21	30.5	22.7	-
11:22	17.8	19.4	11:22	17.0	22.5	-
11:23	15.4	19.6	11:23	5.3	21.8	-
11:24	9.8	19.7	11:24	7.5	21.7	-
11:25	10.8	19.1	11:25	6.0	20.4	-
11:26	10.4	18.5	11:26	9.3	19.6	-
11:27	10.6	17.2	11:27	9.0	17.9	-
11:28	9.8	15.7	11:28	5.3	16.8	-
11:29	10.2	15.5	11:29	8.0	16.6	-
11:30	10.2	15.2	11:30	13.3	16.9	-
11:31	13.2	15.3	11:31	38.5	18.9	-
11:32	25.8	15.7	11:32	30.8	19.2	-
11:33	12.8	14.8	11:33	26.3	18.4	-
11:34	9.4	14.3	11:34	8.0	15.8	-
11:35	9.6	13.9	11:35	8.0	14.8	-
11:36	9.0	12.3	11:36	10.8	13.5	-
11:37	9.0	11.7	11:37	21.8	13.8	-
11:38	11.8	11.5	11:38	6.5	13.9	-
11:39	10.2	11.5	11:39	6.3	13.8	-
11:40	8.8	11.4	11:40	9.3	14.1	-
11:41	14.4	11.7	11:41	16.8	14.6	-
11:42	24.8	12.6	11:42	36.0	16.4	-
11:43	13.6	12.9	11:43	12.5	16.8	-
11:44	9.6	12.8	11:44	9.5	16.9	-
11:45	9.0	12.7	11:45	5.0	16.4	-
11:46	9.0	12.5	11:46	6.3	14.2	-
11:47	8.2	11.3	11:47	7.0	12.7	-
11:48	8.2	11.0	11:48	14.3	11.9	-
11:49	9.2	11.0	11:49	11.3	12.1	-
11:50	9.2	10.9	11:50	7.8	12.1	-
11:51	9.6	11.0	11:51	6.0	11.7	-
11:52	10.0	11.0	11:52	6.0	10.7	-
11:53	9.8	10.9	11:53	12.0	11.1	-
11:54	12.8	11.1	11:54	21.8	12.1	-
11:55	15.2	11.5	11:55	8.5	12.0	-
11:56	13.0	11.4	11:56	23.5	12.5	-
11:57	28.4	11.7	11:57	10.0	10.8	-
11:58	9.6	11.4	11:58	7.3	10.4	-
11:59	8.4	11.3	11:59	7.8	10.3	-
12:00	8.4	11.3	12:00	4.3	10.2	-
12:01	9.0	11.3	12:01	5.5	10.2	-
12:02	8.8	11.3	12:02	4.5	10.0	-
12:03	9.2	11.4	12:03	8.5	9.6	-
12:04	8.8	11.3	12:04	5.0	9.2	-

Grand Union Bowling Alley Site
BCP #360222
150 Westchester Avenue, Port Chester
November 7, 2024

PARTICULATE DATA						
Upwind			Downwind			Exceeds Particulate Alarm Limit
Time	Concentration (ug/m^3)	15-Min Avg Concentration (ug/m^3)	Time	Concentration (ug/m^3)	15-Min Avg Concentration (ug/m^3)	
12:05	8.4	11.3	12:05	6.0	9.1	-
12:06	8.8	11.2	12:06	5.0	9.0	-
12:07	8.8	11.2	12:07	4.8	9.0	-
12:08	9.3	11.1	12:08	7.0	8.6	-
12:09	9.0	10.9	12:09	7.0	7.6	-
12:10	11.0	10.6	12:10	11.3	7.8	-
12:11	9.0	10.3	12:11	6.5	6.7	-
12:12	12.8	9.3	12:12	11.0	6.8	-
12:13	17.3	9.8	12:13	9.3	6.9	-
12:14	9.5	9.9	12:14	7.5	6.9	-
12:15	8.8	9.9	12:15	5.5	7.0	-
12:16	8.3	9.8	12:16	6.5	7.0	-
12:17	8.5	9.8	12:17	5.3	7.1	-
12:18	9.3	9.8	12:18	8.8	7.1	-
12:19	8.5	9.8	12:19	3.5	7.0	-
12:20	8.8	9.8	12:20	4.0	6.9	-
12:21	8.0	9.8	12:21	4.3	6.8	-
12:22	9.0	9.8	12:22	5.5	6.9	-
12:23	10.8	9.9	12:23	7.5	6.9	-
12:24	11.5	10.1	12:24	6.3	6.8	-
12:25	12.3	10.1	12:25	5.5	6.5	-
12:26	10.8	10.3	12:26	3.5	6.3	-
12:27	8.8	10.0	12:27	6.8	6.0	-
12:28	8.5	9.4	12:28	4.8	5.7	-
12:29	9.0	9.4	12:29	5.0	5.5	-
12:30	8.8	9.4	12:30	5.5	5.5	-
12:31	9.3	9.4	12:31	3.8	5.3	-
12:32	8.0	9.4	12:32	7.3	5.5	-
12:33	9.3	9.4	12:33	13.0	5.7	-
12:34	10.3	9.5	12:34	7.8	6.0	-
12:35	9.3	9.6	12:35	5.0	6.1	-
12:36	8.3	9.6	12:36	9.8	6.5	-
12:37	8.8	9.6	12:37	5.0	6.4	-
12:38	8.3	9.4	12:38	4.5	6.2	-
12:39	9.8	9.3	12:39	4.0	6.1	-
12:40	8.8	9.0	12:40	14.3	6.7	-
12:41	11.0	9.1	12:41	12.0	7.2	-
12:42	8.8	9.1	12:42	5.0	7.1	-
12:43	8.5	9.1	12:43	4.5	7.1	-
12:44	9.3	9.1	12:44	4.0	7.0	-
12:45	8.8	9.1	12:45	4.0	6.9	-
12:46	9.8	9.1	12:46	4.8	7.0	-
12:47	10.0	9.2	12:47	7.5	7.0	-
12:48	11.5	9.4	12:48	7.8	6.7	-
12:49	8.8	9.3	12:49	11.8	6.9	-
12:50	8.5	9.2	12:50	5.0	6.9	-
12:51	9.0	9.3	12:51	6.3	6.7	-
12:52	8.3	9.3	12:52	4.0	6.6	-
12:53	8.3	9.3	12:53	3.8	6.6	-

Grand Union Bowling Alley Site
BCP #360222
150 Westchester Avenue, Port Chester
November 7, 2024

PARTICULATE DATA						
Upwind			Downwind			Exceeds Particulate Alarm Limit
Time	Concentration (ug/m^3)	15-Min Avg Concentration (ug/m^3)	Time	Concentration (ug/m^3)	15-Min Avg Concentration (ug/m^3)	
12:54	8.5	9.2	12:54	6.3	6.7	-
12:55	9.3	9.2	12:55	3.8	6.0	-
12:56	9.3	9.1	12:56	7.8	5.7	-
12:57	8.3	9.1	12:57	4.0	5.7	-
12:58	8.3	9.0	12:58	5.5	5.7	-
12:59	8.8	9.0	12:59	4.0	5.7	-
13:00	8.8	9.0	13:00	3.8	5.7	-
13:01	13.3	9.2	13:01	4.0	5.7	-
13:02	8.8	9.2	13:02	5.5	5.5	-
13:03	9.0	9.0	13:03	5.5	5.4	-
13:04	8.8	9.0	13:04	4.0	4.9	-
13:05	8.0	9.0	13:05	5.8	4.9	-
13:06	9.3	9.0	13:06	6.5	4.9	-
13:07	8.3	9.0	13:07	5.3	5.0	-
13:08	9.5	9.1	13:08	4.0	5.0	-
13:09	9.0	9.1	13:09	10.3	5.3	-
13:10	8.5	9.0	13:10	7.5	5.6	-
13:11	14.0	9.4	13:11	12.8	5.9	-
13:12	12.3	9.6	13:12	29.5	7.6	-
13:13	10.0	9.7	13:13	10.8	7.9	-
13:14	10.5	9.9	13:14	4.3	8.0	-
13:15	10.3	10.0	13:15	4.3	8.0	-
13:16	8.8	9.7	13:16	5.3	8.1	-
13:17	10.5	9.8	13:17	7.8	8.2	-
13:18	9.5	9.8	13:18	7.5	8.4	-
13:19	14.8	10.2	13:19	11.5	8.9	-
13:20	10.0	10.3	13:20	9.5	9.1	-
13:21	8.8	10.3	13:21	8.3	9.2	-
13:22	10.3	10.4	13:22	26.5	10.6	-
13:23	11.8	10.6	13:23	7.8	10.9	-
13:24	8.8	10.6	13:24	4.8	10.5	-
13:25	8.5	10.6	13:25	182.8	22.2	-
13:26	14.3	10.6	13:26	11.5	22.1	-
13:27	10.3	10.5	13:27	9.5	20.8	-
13:28	10.0	10.5	13:28	18.8	21.3	-
13:29	18.0	11.0	13:29	16.5	22.1	-
13:30	9.0	10.9	13:30	4.3	22.1	-
13:31	8.8	10.9	13:31	3.0	22.0	-
13:32	8.0	10.7	13:32	2.8	21.7	-
13:33	7.8	10.6	13:33	9.5	21.8	-
13:34	46.3	12.7	13:34	6.5	21.5	-
13:35	7.3	12.5	13:35	7.3	21.3	-
13:36	7.5	12.4	13:36	3.8	21.0	-
13:37	8.0	12.3	13:37	4.8	19.6	-
13:38	7.8	12.0	13:38	4.0	19.3	-
13:39	12.3	12.2	13:39	3.8	19.2	-
13:40	12.5	12.5	13:40	7.0	7.5	-
13:41	7.8	12.1	13:41	3.3	7.0	-
13:42	8.5	12.0	13:42	2.5	6.5	-

Grand Union Bowling Alley Site
BCP #360222
150 Westchester Avenue, Port Chester
November 7, 2024

PARTICULATE DATA						
Upwind			Downwind			Exceeds Particulate Alarm Limit
Time	Concentration (ug/m^3)	15-Min Avg Concentration (ug/m^3)	Time	Concentration (ug/m^3)	15-Min Avg Concentration (ug/m^3)	
13:43	9.0	11.9	13:43	3.5	5.5	-
13:44	9.0	11.3	13:44	4.0	4.7	-
13:45	9.3	11.3	13:45	12.0	5.2	-
13:46	9.8	11.4	13:46	21.3	6.4	-
13:47	8.8	11.4	13:47	12.0	7.0	-
13:48	10.8	11.6	13:48	14.0	7.3	-
13:49	8.8	9.1	13:49	4.0	7.1	-
13:50	8.8	9.2	13:50	5.0	7.0	-
13:51	9.5	9.4	13:51	6.3	7.2	-
13:52	9.0	9.4	13:52	4.3	7.1	-
13:53	10.3	9.6	13:53	3.3	7.1	-
13:54	8.0	9.3	13:54	2.8	7.0	-
13:55	9.0	9.1	13:55	2.8	6.7	-
13:56	8.0	9.1	13:56	2.8	6.7	-
13:57	8.3	9.1	13:57	3.3	6.7	-
13:58	7.8	9.0	13:58	3.0	6.7	-
13:59	8.3	8.9	13:59	2.3	6.6	-
14:00	77.8	13.5	14:00	8.0	6.3	-
14:01	121.5	21.0	14:01	25.3	6.6	-
14:02	134.5	29.3	14:02	18.0	7.0	-
14:03	21.8	30.1	14:03	2.8	6.2	-
14:04	8.3	30.0	14:04	2.5	6.1	-
14:05	7.5	30.0	14:05	3.0	6.0	-
14:06	7.3	29.8	14:06	2.8	5.8	-
14:07	8.3	29.8	14:07	1.8	5.6	-
14:08	11.0	29.8	14:08	10.3	6.1	-
14:09	11.3	30.0	14:09	4.5	6.2	-
14:10	8.3	30.0	14:10	9.5	6.6	-
14:11	21.5	30.9	14:11	34.3	8.7	-
14:12	9.3	30.9	14:12	8.0	9.1	-
14:13	8.8	31.0	14:13	29.3	10.8	-
14:14	9.0	31.1	14:14	13.0	11.5	-
14:15	9.3	26.5	14:15	19.5	12.3	-
14:16	7.8	18.9	14:16	17.8	11.8	-
14:17	12.3	10.8	14:17	23.5	12.2	-
14:18	8.3	9.9	14:18	9.8	12.6	-
14:19	24.3	10.9	14:19	6.0	12.9	-
14:20	7.8	10.9	14:20	15.5	13.7	-
14:21	9.3	11.1	14:21	8.3	14.1	-
14:22	11.0	11.3	14:22	3.5	14.2	-
14:23	10.5	11.2	14:23	8.0	14.0	-
14:24	7.0	10.9	14:24	16.5	14.8	-
14:25	8.8	11.0	14:25	9.3	14.8	-
14:26	7.5	10.0	14:26	3.5	12.8	-
14:27	13.5	10.3	14:27	3.5	12.5	-
14:28	9.3	10.4	14:28	15.8	11.6	-
14:29	9.3	10.4	14:29	13.8	11.6	-
14:30	8.0	10.3	14:30	10.3	11.0	-
14:31	10.3	10.5	14:31	38.0	12.3	-

Grand Union Bowling Alley Site
BCP #360222
150 Westchester Avenue, Port Chester
November 7, 2024

PARTICULATE DATA						
Upwind			Downwind			Exceeds Particulate Alarm Limit
Time	Concentration (ug/m^3)	15-Min Avg Concentration (ug/m^3)	Time	Concentration (ug/m^3)	15-Min Avg Concentration (ug/m^3)	
14:32	10.8	10.4	14:32	45.3	13.8	-
14:33	9.0	10.4	14:33	9.8	13.8	-
14:34	8.5	9.4	14:34	4.0	13.7	-
14:35	7.8	9.4	14:35	5.3	13.0	-
14:36	8.0	9.3	14:36	5.8	12.8	-
14:37	7.5	9.0	14:37	5.3	12.9	-
14:38	7.5	8.8	14:38	4.5	12.7	-
14:39	7.8	8.9	14:39	15.0	12.6	-
14:40	9.5	8.9	14:40	4.0	12.2	-
14:41	8.8	9.0	14:41	5.5	12.4	-
14:42	7.8	8.6	14:42	5.3	12.5	-
14:43	8.3	8.6	14:43	3.8	11.7	-
14:44	7.5	8.5	14:44	5.5	11.1	-
14:45	8.8	8.5	14:45	6.8	10.9	-
14:46	8.0	8.4	14:46	3.3	8.6	-
14:47	8.3	8.2	14:47	4.0	5.8	-
14:48	8.3	8.1	14:48	16.0	6.3	-
14:49	8.0	8.1	14:49	9.8	6.6	-
14:50	16.0	8.7	14:50	4.0	6.6	-
14:51	12.3	8.9	14:51	6.3	6.6	-
14:52	10.5	9.1	14:52	12.8	7.1	-
14:53	8.8	9.2	14:53	5.3	7.1	-
14:54	7.3	9.2	14:54	2.5	6.3	-
14:55	7.3	9.0	14:55	3.3	6.3	-
14:56	7.5	9.0	14:56	2.8	6.1	-
14:57	7.8	9.0	14:57	4.3	6.0	-
14:58	7.8	8.9	14:58	5.5	6.1	-
14:59	11.5	9.2	14:59	5.8	6.1	-
15:00	10.3	9.3	15:00	4.8	6.0	-
15:01	8.0	9.3	15:01	4.0	6.1	-
15:02	15.0	9.7	15:02	8.3	6.3	-
15:03	8.3	9.7	15:03	4.3	5.6	-
15:04	9.5	9.8	15:04	1.5	5.0	-
15:05	13.8	9.7	15:05	3.3	5.0	-
15:06	8.3	9.4	15:06	6.5	5.0	-
15:07	7.5	9.2	15:07	3.3	4.3	-
15:08	14.3	9.6	15:08	6.0	4.4	-
15:09	11.0	9.8	15:09	3.3	4.4	-
15:10	12.8	10.2	15:10	3.0	4.4	-
15:11	9.0	10.3	15:11	2.8	4.4	-
15:12	9.8	10.4	15:12	3.8	4.4	-
15:13	10.8	10.6	15:13	7.0	4.5	-
15:14	11.5	10.6	15:14	3.5	4.3	-
15:15	10.3	10.6	15:15	6.5	4.5	-
15:16	23.0	11.6	15:16	2.8	4.4	-

Grand Union Bowling Alley Site
BCP #360222
150 Westchester Avenue, Port Chester
November 7, 2024

Thursday, November 7, 2024						
Number of Instances Where Downwind VOCs Exceeds Upwind VOCs + 5 =						0
Number of Comparable Data Points =						412
Start Time:						8:08
End Time:						15:16
PID DATA						
Upwind			Downwind			
Time	Concentration (ppm)	15-Min Avg Concentration (ppm)	Time	Concentration (ppm)	15-Min Avg Concentration (ppm)	Exceeds VOC Alarm Limit
8:08	-	-	8:08	2.5	-	-
8:09	-	-	8:09	1.8	-	-
8:10	0.0	-	8:10	1.6	-	-
8:11	0.0	-	8:11	1.8	-	-
8:12	0.0	-	8:12	1.7	-	-
8:13	0.0	-	8:13	1.5	-	-
8:14	0.0	-	8:14	1.4	-	-
8:15	0.0	-	8:15	1.1	-	-
8:16	0.0	-	8:16	1.1	-	-
8:17	0.0	-	8:17	0.9	-	-
8:18	0.0	-	8:18	0.7	-	-
8:19	0.0	-	8:19	0.5	-	-
8:20	0.0	-	8:20	0.4	-	-
8:21	0.0	-	8:21	0.3	-	-
8:22	0.0	-	8:22	0.2	-	-
8:23	0.0	-	8:23	0.1	1.0	-
8:24	0.0	-	8:24	0.0	0.9	-
8:25	0.0	0.0	8:25	0.0	0.8	-
8:26	0.0	0.0	8:26	0.0	0.7	-
8:27	0.0	0.0	8:27	0.0	0.5	-
8:28	0.0	0.0	8:28	0.0	0.4	-
8:29	0.0	0.0	8:29	0.0	0.3	-
8:30	0.0	0.0	8:30	0.0	0.3	-
8:31	0.0	0.0	8:31	0.0	0.2	-
8:32	0.0	0.0	8:32	0.0	0.1	-
8:33	0.0	0.0	8:33	0.0	0.1	-
8:34	0.0	0.0	8:34	0.0	0.1	-
8:35	0.0	0.0	8:35	0.0	0.0	-
8:36	0.0	0.0	8:36	0.0	0.0	-
8:37	0.0	0.0	8:37	0.0	0.0	-
8:38	0.0	0.0	8:38	0.0	0.0	-
8:39	0.0	0.0	8:39	0.0	0.0	-
8:40	0.0	0.0	8:40	0.0	0.0	-
8:41	0.0	0.0	8:41	0.0	0.0	-
8:42	0.0	0.0	8:42	0.0	0.0	-
8:43	0.0	0.0	8:43	0.0	0.0	-
8:44	0.0	0.0	8:44	0.0	0.0	-
8:45	0.0	0.0	8:45	0.0	0.0	-
8:46	0.0	0.0	8:46	0.0	0.0	-
8:47	0.0	0.0	8:47	0.0	0.0	-
8:48	0.0	0.0	8:48	0.0	0.0	-
8:49	0.0	0.0	8:49	0.0	0.0	-

Grand Union Bowling Alley Site
BCP #360222
150 Westchester Avenue, Port Chester
November 7, 2024

PID DATA						
Upwind			Downwind			
Time	Concentration (ppm)	15-Min Avg Concentration (ppm)	Time	Concentration (ppm)	15-Min Avg Concentration (ppm)	Exceeds VOC Alarm Limit
8:50	0.0	0.0	8:50	0.0	0.0	-
8:51	0.0	0.0	8:51	0.0	0.0	-
8:52	0.0	0.0	8:52	0.0	0.0	-
8:53	0.0	0.0	8:53	0.0	0.0	-
8:54	0.0	0.0	8:54	0.0	0.0	-
8:55	0.0	0.0	8:55	0.0	0.0	-
8:56	0.0	0.0	8:56	0.0	0.0	-
8:57	0.0	0.0	8:57	0.0	0.0	-
8:58	0.0	0.0	8:58	0.0	0.0	-
8:59	0.0	0.0	8:59	0.0	0.0	-
9:00	0.0	0.0	9:00	0.0	0.0	-
9:01	0.0	0.0	9:01	0.0	0.0	-
9:02	0.0	0.0	9:02	0.0	0.0	-
9:03	0.0	0.0	9:03	0.0	0.0	-
9:04	0.0	0.0	9:04	0.0	0.0	-
9:05	0.0	0.0	9:05	0.0	0.0	-
9:06	0.0	0.0	9:06	0.0	0.0	-
9:07	0.0	0.0	9:07	0.0	0.0	-
9:08	0.0	0.0	9:08	0.0	0.0	-
9:09	0.0	0.0	9:09	0.0	0.0	-
9:10	0.0	0.0	9:10	0.0	0.0	-
9:11	0.0	0.0	9:11	0.0	0.0	-
9:12	0.0	0.0	9:12	0.0	0.0	-
9:13	0.0	0.0	9:13	0.0	0.0	-
9:14	0.0	0.0	9:14	0.0	0.0	-
9:15	0.0	0.0	9:15	0.0	0.0	-
9:16	0.0	0.0	9:16	0.0	0.0	-
9:17	0.0	0.0	9:17	0.0	0.0	-
9:18	0.0	0.0	9:18	0.0	0.0	-
9:19	0.0	0.0	9:19	0.0	0.0	-
9:20	0.0	0.0	9:20	0.0	0.0	-
9:21	0.0	0.0	9:21	0.0	0.0	-
9:22	0.0	0.0	9:22	0.0	0.0	-
9:23	0.0	0.0	9:23	0.0	0.0	-
9:24	0.0	0.0	9:24	0.0	0.0	-
9:25	0.0	0.0	9:25	0.0	0.0	-
9:26	0.0	0.0	9:26	0.0	0.0	-
9:27	0.0	0.0	9:27	0.0	0.0	-
9:28	0.0	0.0	9:28	0.0	0.0	-
9:29	0.0	0.0	9:29	0.0	0.0	-
9:30	0.0	0.0	9:30	0.0	0.0	-
9:31	0.0	0.0	9:31	0.0	0.0	-
9:32	0.0	0.0	9:32	0.0	0.0	-
9:33	0.0	0.0	9:33	0.0	0.0	-
9:34	0.0	0.0	9:34	0.0	0.0	-
9:35	0.0	0.0	9:35	0.0	0.0	-
9:36	0.0	0.0	9:36	0.0	0.0	-
9:37	0.0	0.0	9:37	0.0	0.0	-

Grand Union Bowling Alley Site
BCP #360222
150 Westchester Avenue, Port Chester
November 7, 2024

PID DATA						
Upwind			Downwind			
Time	Concentration (ppm)	15-Min Avg Concentration (ppm)	Time	Concentration (ppm)	15-Min Avg Concentration (ppm)	Exceeds VOC Alarm Limit
9:38	0.0	0.0	9:38	0.0	0.0	-
9:39	0.0	0.0	9:39	0.0	0.0	-
9:40	0.0	0.0	9:40	0.0	0.0	-
9:41	0.0	0.0	9:41	0.0	0.0	-
9:42	0.0	0.0	9:42	0.0	0.0	-
9:43	0.0	0.0	9:43	0.0	0.0	-
9:44	0.0	0.0	9:44	0.0	0.0	-
9:45	0.0	0.0	9:45	0.0	0.0	-
9:46	0.0	0.0	9:46	0.0	0.0	-
9:47	0.0	0.0	9:47	0.0	0.0	-
9:48	0.0	0.0	9:48	0.0	0.0	-
9:49	0.0	0.0	9:49	0.0	0.0	-
9:50	0.0	0.0	9:50	0.0	0.0	-
9:51	0.0	0.0	9:51	0.0	0.0	-
9:52	0.0	0.0	9:52	0.0	0.0	-
9:53	0.0	0.0	9:53	0.0	0.0	-
9:54	0.0	0.0	9:54	0.0	0.0	-
9:55	0.0	0.0	9:55	0.0	0.0	-
9:56	0.0	0.0	9:56	0.0	0.0	-
9:57	0.0	0.0	9:57	0.0	0.0	-
9:58	0.0	0.0	9:58	0.0	0.0	-
9:59	0.0	0.0	9:59	0.0	0.0	-
10:00	0.0	0.0	10:00	0.0	0.0	-
10:01	0.0	0.0	10:01	0.0	0.0	-
10:02	0.0	0.0	10:02	0.0	0.0	-
10:03	0.0	0.0	10:03	0.0	0.0	-
10:04	0.0	0.0	10:04	0.0	0.0	-
10:05	0.0	0.0	10:05	0.0	0.0	-
10:06	0.0	0.0	10:06	0.0	0.0	-
10:07	0.0	0.0	10:07	0.0	0.0	-
10:08	0.0	0.0	10:08	0.0	0.0	-
10:09	0.0	0.0	10:09	0.0	0.0	-
10:10	0.0	0.0	10:10	0.0	0.0	-
10:11	0.0	0.0	10:11	0.0	0.0	-
10:12	0.0	0.0	10:12	0.0	0.0	-
10:13	0.0	0.0	10:13	0.0	0.0	-
10:14	0.0	0.0	10:14	0.0	0.0	-
10:15	0.0	0.0	10:15	0.0	0.0	-
10:16	0.0	0.0	10:16	0.0	0.0	-
10:17	0.0	0.0	10:17	0.0	0.0	-
10:18	0.0	0.0	10:18	0.0	0.0	-
10:19	0.0	0.0	10:19	0.0	0.0	-
10:20	0.0	0.0	10:20	0.0	0.0	-
10:21	0.0	0.0	10:21	0.0	0.0	-
10:22	0.0	0.0	10:22	0.0	0.0	-
10:23	0.0	0.0	10:23	0.0	0.0	-
10:24	0.0	0.0	10:24	0.0	0.0	-
10:25	0.0	0.0	10:25	0.0	0.0	-

Grand Union Bowling Alley Site
BCP #360222
150 Westchester Avenue, Port Chester
November 7, 2024

PID DATA						
Upwind			Downwind			
Time	Concentration (ppm)	15-Min Avg Concentration (ppm)	Time	Concentration (ppm)	15-Min Avg Concentration (ppm)	Exceeds VOC Alarm Limit
10:26	0.0	0.0	10:26	0.0	0.0	-
10:27	0.0	0.0	10:27	0.0	0.0	-
10:28	0.0	0.0	10:28	0.0	0.0	-
10:29	0.0	0.0	10:29	0.0	0.0	-
10:30	0.0	0.0	10:30	0.0	0.0	-
10:31	0.0	0.0	10:31	0.0	0.0	-
10:32	0.0	0.0	10:32	0.0	0.0	-
10:33	0.0	0.0	10:33	0.0	0.0	-
10:34	0.0	0.0	10:34	0.0	0.0	-
10:35	0.0	0.0	10:35	0.0	0.0	-
10:36	0.0	0.0	10:36	0.0	0.0	-
10:37	0.0	0.0	10:37	0.0	0.0	-
10:38	0.0	0.0	10:38	0.0	0.0	-
10:39	0.0	0.0	10:39	0.0	0.0	-
10:40	0.0	0.0	10:40	0.0	0.0	-
10:41	0.0	0.0	10:41	0.0	0.0	-
10:42	0.0	0.0	10:42	0.0	0.0	-
10:43	0.0	0.0	10:43	0.0	0.0	-
10:44	0.0	0.0	10:44	0.0	0.0	-
10:45	0.0	0.0	10:45	0.0	0.0	-
10:46	0.0	0.0	10:46	0.0	0.0	-
10:47	0.0	0.0	10:47	0.0	0.0	-
10:48	0.0	0.0	10:48	0.0	0.0	-
10:49	0.0	0.0	10:49	0.0	0.0	-
10:50	0.0	0.0	10:50	0.0	0.0	-
10:51	0.0	0.0	10:51	0.0	0.0	-
10:52	0.0	0.0	10:52	0.0	0.0	-
10:53	0.0	0.0	10:53	0.0	0.0	-
10:54	0.0	0.0	10:54	0.0	0.0	-
10:55	0.0	0.0	10:55	0.0	0.0	-
10:56	0.0	0.0	10:56	0.0	0.0	-
10:57	0.0	0.0	10:57	0.0	0.0	-
10:58	0.0	0.0	10:58	0.0	0.0	-
10:59	0.0	0.0	10:59	0.0	0.0	-
11:00	0.0	0.0	11:00	0.0	0.0	-
11:01	0.0	0.0	11:01	0.0	0.0	-
11:02	0.0	0.0	11:02	0.0	0.0	-
11:03	0.0	0.0	11:03	0.0	0.0	-
11:04	0.0	0.0	11:04	0.0	0.0	-
11:05	0.0	0.0	11:05	0.0	0.0	-
11:06	0.0	0.0	11:06	0.0	0.0	-
11:07	0.0	0.0	11:07	0.0	0.0	-
11:08	0.0	0.0	11:08	0.0	0.0	-
11:09	0.0	0.0	11:09	0.0	0.0	-
11:10	0.0	0.0	11:10	0.0	0.0	-
11:11	0.0	0.0	11:11	0.0	0.0	-
11:12	0.0	0.0	11:12	0.0	0.0	-
11:13	0.0	0.0	11:13	0.0	0.0	-

Grand Union Bowling Alley Site
BCP #360222
150 Westchester Avenue, Port Chester
November 7, 2024

PID DATA						
Upwind			Downwind			
Time	Concentration (ppm)	15-Min Avg Concentration (ppm)	Time	Concentration (ppm)	15-Min Avg Concentration (ppm)	Exceeds VOC Alarm Limit
11:14	0.0	0.0	11:14	0.0	0.0	-
11:15	0.0	0.0	11:15	0.0	0.0	-
11:16	0.0	0.0	11:16	0.0	0.0	-
11:17	0.0	0.0	11:17	0.0	0.0	-
11:18	0.0	0.0	11:18	0.0	0.0	-
11:19	0.0	0.0	11:19	0.0	0.0	-
11:20	0.0	0.0	11:20	0.0	0.0	-
11:21	0.0	0.0	11:21	0.0	0.0	-
11:22	0.0	0.0	11:22	0.0	0.0	-
11:23	0.0	0.0	11:23	0.0	0.0	-
11:24	0.0	0.0	11:24	0.0	0.0	-
11:25	0.0	0.0	11:25	0.0	0.0	-
11:26	0.0	0.0	11:26	0.0	0.0	-
11:27	0.0	0.0	11:27	0.0	0.0	-
11:28	0.0	0.0	11:28	0.0	0.0	-
11:29	0.0	0.0	11:29	0.0	0.0	-
11:30	0.0	0.0	11:30	0.0	0.0	-
11:31	0.0	0.0	11:31	0.0	0.0	-
11:32	0.0	0.0	11:32	0.0	0.0	-
11:33	0.0	0.0	11:33	0.0	0.0	-
11:34	0.0	0.0	11:34	0.0	0.0	-
11:35	0.0	0.0	11:35	0.0	0.0	-
11:36	0.0	0.0	11:36	0.0	0.0	-
11:37	0.0	0.0	11:37	0.0	0.0	-
11:38	0.0	0.0	11:38	0.0	0.0	-
11:39	0.0	0.0	11:39	0.0	0.0	-
11:40	0.0	0.0	11:40	0.0	0.0	-
11:41	0.0	0.0	11:41	0.0	0.0	-
11:42	0.0	0.0	11:42	0.0	0.0	-
11:43	0.0	0.0	11:43	0.0	0.0	-
11:44	0.0	0.0	11:44	0.0	0.0	-
11:45	0.0	0.0	11:45	0.0	0.0	-
11:46	0.0	0.0	11:46	0.0	0.0	-
11:47	0.0	0.0	11:47	0.0	0.0	-
11:48	0.0	0.0	11:48	0.0	0.0	-
11:49	0.0	0.0	11:49	0.0	0.0	-
11:50	0.0	0.0	11:50	0.0	0.0	-
11:51	0.0	0.0	11:51	0.0	0.0	-
11:52	0.0	0.0	11:52	0.0	0.0	-
11:53	0.0	0.0	11:53	0.0	0.0	-
11:54	0.0	0.0	11:54	0.0	0.0	-
11:55	0.0	0.0	11:55	0.0	0.0	-
11:56	0.0	0.0	11:56	0.0	0.0	-
11:57	0.0	0.0	11:57	0.0	0.0	-
11:58	0.0	0.0	11:58	0.0	0.0	-
11:59	0.0	0.0	11:59	0.0	0.0	-
12:00	0.0	0.0	12:00	0.0	0.0	-
12:01	0.0	0.0	12:01	0.0	0.0	-

Grand Union Bowling Alley Site
BCP #360222
150 Westchester Avenue, Port Chester
November 7, 2024

PID DATA						
Upwind			Downwind			
Time	Concentration (ppm)	15-Min Avg Concentration (ppm)	Time	Concentration (ppm)	15-Min Avg Concentration (ppm)	Exceeds VOC Alarm Limit
12:02	0.0	0.0	12:02	0.0	0.0	-
12:03	0.0	0.0	12:03	0.0	0.0	-
12:04	0.0	0.0	12:04	0.0	0.0	-
12:05	0.0	0.0	12:05	0.0	0.0	-
12:06	0.0	0.0	12:06	0.0	0.0	-
12:07	0.0	0.0	12:07	0.0	0.0	-
12:08	0.0	0.0	12:08	0.0	0.0	-
12:09	0.0	0.0	12:09	0.0	0.0	-
12:10	0.0	0.0	12:10	0.0	0.0	-
12:11	0.0	0.0	12:11	0.0	0.0	-
12:12	0.0	0.0	12:12	0.0	0.0	-
12:13	0.0	0.0	12:13	0.0	0.0	-
12:14	0.0	0.0	12:14	0.0	0.0	-
12:15	0.0	0.0	12:15	0.0	0.0	-
12:16	0.0	0.0	12:16	0.0	0.0	-
12:17	0.0	0.0	12:17	0.0	0.0	-
12:18	0.0	0.0	12:18	0.0	0.0	-
12:19	0.0	0.0	12:19	0.0	0.0	-
12:20	0.0	0.0	12:20	0.0	0.0	-
12:21	0.0	0.0	12:21	0.0	0.0	-
12:22	0.0	0.0	12:22	0.0	0.0	-
12:23	0.0	0.0	12:23	0.0	0.0	-
12:24	0.0	0.0	12:24	0.0	0.0	-
12:25	0.0	0.0	12:25	0.0	0.0	-
12:26	0.0	0.0	12:26	0.0	0.0	-
12:27	0.0	0.0	12:27	0.0	0.0	-
12:28	0.0	0.0	12:28	0.0	0.0	-
12:29	0.0	0.0	12:29	0.0	0.0	-
12:30	0.0	0.0	12:30	0.0	0.0	-
12:31	0.0	0.0	12:31	0.0	0.0	-
12:32	0.0	0.0	12:32	0.0	0.0	-
12:33	0.0	0.0	12:33	0.0	0.0	-
12:34	0.0	0.0	12:34	0.0	0.0	-
12:35	0.0	0.0	12:35	0.0	0.0	-
12:36	0.0	0.0	12:36	0.0	0.0	-
12:37	0.0	0.0	12:37	0.0	0.0	-
12:38	0.0	0.0	12:38	0.0	0.0	-
12:39	0.0	0.0	12:39	0.0	0.0	-
12:40	0.0	0.0	12:40	0.0	0.0	-
12:41	0.0	0.0	12:41	0.0	0.0	-
12:42	0.0	0.0	12:42	0.0	0.0	-
12:43	0.0	0.0	12:43	0.0	0.0	-
12:44	0.0	0.0	12:44	0.0	0.0	-
12:45	0.0	0.0	12:45	0.0	0.0	-
12:46	0.0	0.0	12:46	0.0	0.0	-
12:47	0.0	0.0	12:47	0.0	0.0	-
12:48	0.0	0.0	12:48	0.0	0.0	-
12:49	0.0	0.0	12:49	0.0	0.0	-

Grand Union Bowling Alley Site
BCP #360222
150 Westchester Avenue, Port Chester
November 7, 2024

PID DATA						
Upwind			Downwind			
Time	Concentration (ppm)	15-Min Avg Concentration (ppm)	Time	Concentration (ppm)	15-Min Avg Concentration (ppm)	Exceeds VOC Alarm Limit
12:50	0.0	0.0	12:50	0.0	0.0	-
12:51	0.0	0.0	12:51	0.0	0.0	-
12:52	0.0	0.0	12:52	0.0	0.0	-
12:53	0.0	0.0	12:53	0.0	0.0	-
12:54	0.0	0.0	12:54	0.0	0.0	-
12:55	0.0	0.0	12:55	0.0	0.0	-
12:56	0.0	0.0	12:56	0.0	0.0	-
12:57	0.0	0.0	12:57	0.0	0.0	-
12:58	0.0	0.0	12:58	0.0	0.0	-
12:59	0.0	0.0	12:59	0.0	0.0	-
13:00	0.0	0.0	13:00	0.0	0.0	-
13:01	0.0	0.0	13:01	0.0	0.0	-
13:02	0.0	0.0	13:02	0.0	0.0	-
13:03	0.0	0.0	13:03	0.0	0.0	-
13:04	0.0	0.0	13:04	0.0	0.0	-
13:05	0.0	0.0	13:05	0.0	0.0	-
13:06	0.0	0.0	13:06	0.0	0.0	-
13:07	0.0	0.0	13:07	0.0	0.0	-
13:08	0.0	0.0	13:08	0.0	0.0	-
13:09	0.0	0.0	13:09	0.0	0.0	-
13:10	0.0	0.0	13:10	0.0	0.0	-
13:11	0.0	0.0	13:11	0.0	0.0	-
13:12	0.0	0.0	13:12	0.0	0.0	-
13:13	0.0	0.0	13:13	0.0	0.0	-
13:14	0.0	0.0	13:14	0.0	0.0	-
13:15	0.0	0.0	13:15	0.0	0.0	-
13:16	0.0	0.0	13:16	0.0	0.0	-
13:17	0.0	0.0	13:17	0.0	0.0	-
13:18	0.0	0.0	13:18	0.0	0.0	-
13:19	0.0	0.0	13:19	0.0	0.0	-
13:20	0.0	0.0	13:20	0.0	0.0	-
13:21	0.0	0.0	13:21	0.0	0.0	-
13:22	0.0	0.0	13:22	0.0	0.0	-
13:23	0.0	0.0	13:23	0.0	0.0	-
13:24	0.0	0.0	13:24	0.0	0.0	-
13:25	0.0	0.0	13:25	0.0	0.0	-
13:26	0.0	0.0	13:26	0.0	0.0	-
13:27	0.0	0.0	13:27	0.0	0.0	-
13:28	0.0	0.0	13:28	0.0	0.0	-
13:29	0.0	0.0	13:29	0.0	0.0	-
13:30	0.0	0.0	13:30	0.0	0.0	-
13:31	0.0	0.0	13:31	0.0	0.0	-
13:32	0.0	0.0	13:32	0.0	0.0	-
13:33	0.0	0.0	13:33	0.0	0.0	-
13:34	0.0	0.0	13:34	0.0	0.0	-
13:35	0.0	0.0	13:35	0.0	0.0	-
13:36	0.0	0.0	13:36	0.0	0.0	-
13:37	0.0	0.0	13:37	0.0	0.0	-

Grand Union Bowling Alley Site
BCP #360222
150 Westchester Avenue, Port Chester
November 7, 2024

PID DATA						
Upwind			Downwind			
Time	Concentration (ppm)	15-Min Avg Concentration (ppm)	Time	Concentration (ppm)	15-Min Avg Concentration (ppm)	Exceeds VOC Alarm Limit
13:38	0.0	0.0	13:38	0.0	0.0	-
13:39	0.0	0.0	13:39	0.0	0.0	-
13:40	0.0	0.0	13:40	0.0	0.0	-
13:41	0.0	0.0	13:41	0.0	0.0	-
13:42	0.0	0.0	13:42	0.0	0.0	-
13:43	0.0	0.0	13:43	0.0	0.0	-
13:44	0.0	0.0	13:44	0.0	0.0	-
13:45	0.0	0.0	13:45	0.0	0.0	-
13:46	0.0	0.0	13:46	0.0	0.0	-
13:47	0.0	0.0	13:47	0.0	0.0	-
13:48	0.0	0.0	13:48	0.0	0.0	-
13:49	0.0	0.0	13:49	0.0	0.0	-
13:50	0.0	0.0	13:50	0.0	0.0	-
13:51	0.0	0.0	13:51	0.0	0.0	-
13:52	0.0	0.0	13:52	0.0	0.0	-
13:53	0.0	0.0	13:53	0.0	0.0	-
13:54	0.0	0.0	13:54	0.0	0.0	-
13:55	0.0	0.0	13:55	0.0	0.0	-
13:56	0.0	0.0	13:56	0.0	0.0	-
13:57	0.0	0.0	13:57	0.0	0.0	-
13:58	0.0	0.0	13:58	0.0	0.0	-
13:59	0.0	0.0	13:59	0.0	0.0	-
14:00	0.0	0.0	14:00	0.0	0.0	-
14:01	0.0	0.0	14:01	0.0	0.0	-
14:02	0.0	0.0	14:02	0.0	0.0	-
14:03	0.0	0.0	14:03	0.0	0.0	-
14:04	0.0	0.0	14:04	0.0	0.0	-
14:05	0.0	0.0	14:05	0.0	0.0	-
14:06	0.0	0.0	14:06	0.0	0.0	-
14:07	0.0	0.0	14:07	0.0	0.0	-
14:08	0.0	0.0	14:08	0.0	0.0	-
14:09	0.0	0.0	14:09	0.0	0.0	-
14:10	0.0	0.0	14:10	0.0	0.0	-
14:11	0.0	0.0	14:11	0.0	0.0	-
14:12	0.0	0.0	14:12	0.0	0.0	-
14:13	0.0	0.0	14:13	0.0	0.0	-
14:14	0.0	0.0	14:14	0.0	0.0	-
14:15	0.0	0.0	14:15	0.0	0.0	-
14:16	0.0	0.0	14:16	0.0	0.0	-
14:17	0.0	0.0	14:17	0.0	0.0	-
14:18	0.0	0.0	14:18	0.0	0.0	-
14:19	0.0	0.0	14:19	0.0	0.0	-
14:20	0.0	0.0	14:20	0.0	0.0	-
14:21	0.0	0.0	14:21	0.0	0.0	-
14:22	0.0	0.0	14:22	0.0	0.0	-
14:23	0.0	0.0	14:23	0.0	0.0	-
14:24	0.0	0.0	14:24	0.0	0.0	-
14:25	0.0	0.0	14:25	0.0	0.0	-

Grand Union Bowling Alley Site
BCP #360222
150 Westchester Avenue, Port Chester
November 7, 2024

PID DATA						
Upwind			Downwind			
Time	Concentration (ppm)	15-Min Avg Concentration (ppm)	Time	Concentration (ppm)	15-Min Avg Concentration (ppm)	Exceeds VOC Alarm Limit
14:26	0.0	0.0	14:26	0.0	0.0	-
14:27	0.0	0.0	14:27	0.0	0.0	-
14:28	0.0	0.0	14:28	0.0	0.0	-
14:29	0.0	0.0	14:29	0.0	0.0	-
14:30	0.0	0.0	14:30	0.0	0.0	-
14:31	0.0	0.0	14:31	0.0	0.0	-
14:32	0.0	0.0	14:32	0.0	0.0	-
14:33	0.0	0.0	14:33	0.0	0.0	-
14:34	0.0	0.0	14:34	0.0	0.0	-
14:35	0.0	0.0	14:35	0.0	0.0	-
14:36	0.0	0.0	14:36	0.0	0.0	-
14:37	0.0	0.0	14:37	0.0	0.0	-
14:38	0.0	0.0	14:38	0.0	0.0	-
14:39	0.0	0.0	14:39	0.0	0.0	-
14:40	0.0	0.0	14:40	0.0	0.0	-
14:41	0.0	0.0	14:41	0.0	0.0	-
14:42	0.0	0.0	14:42	0.0	0.0	-
14:43	0.0	0.0	14:43	0.0	0.0	-
14:44	0.0	0.0	14:44	0.0	0.0	-
14:45	0.0	0.0	14:45	0.0	0.0	-
14:46	0.0	0.0	14:46	0.0	0.0	-
14:47	0.0	0.0	14:47	0.0	0.0	-
14:48	0.0	0.0	14:48	0.0	0.0	-
14:49	0.0	0.0	14:49	0.0	0.0	-
14:50	0.0	0.0	14:50	0.0	0.0	-
14:51	0.0	0.0	14:51	0.0	0.0	-
14:52	0.0	0.0	14:52	0.0	0.0	-
14:53	0.0	0.0	14:53	0.0	0.0	-
14:54	0.0	0.0	14:54	0.0	0.0	-
14:55	0.0	0.0	14:55	0.0	0.0	-
14:56	0.0	0.0	14:56	0.0	0.0	-
14:57	0.0	0.0	14:57	0.0	0.0	-
14:58	0.0	0.0	14:58	0.0	0.0	-
14:59	0.0	0.0	14:59	0.0	0.0	-
15:00	0.0	0.0	15:00	0.0	0.0	-
15:01	0.0	0.0	15:01	0.0	0.0	-
15:02	0.0	0.0	15:02	0.0	0.0	-
15:03	0.0	0.0	15:03	0.0	0.0	-
15:04	0.0	0.0	15:04	0.0	0.0	-
15:05	0.0	0.0	15:05	0.0	0.0	-
15:06	0.0	0.0	15:06	0.0	0.0	-
15:07	0.0	0.0	15:07	0.0	0.0	-
15:08	0.0	0.0	15:08	0.0	0.0	-
15:09	0.0	0.0	15:09	0.0	0.0	-
15:10	0.0	0.0	15:10	0.0	0.0	-
15:11	0.0	0.0	15:11	0.0	0.0	-
15:12	0.0	0.0	15:12	0.0	0.0	-
15:13	0.0	0.0	15:13	0.0	0.0	-

Grand Union Bowling Alley Site
BCP #360222
150 Westchester Avenue, Port Chester
November 7, 2024

PID DATA						
Upwind			Downwind			
Time	Concentration (ppm)	15-Min Avg Concentration (ppm)	Time	Concentration (ppm)	15-Min Avg Concentration (ppm)	Exceeds VOC Alarm Limit
15:14	0.0	0.0	15:14	0.0	0.0	-
15:15	0.0	0.0	15:15	0.0	0.0	-
15:16	0.0	0.0	15:16	0.0	0.0	-

SESI CONSULTING ENGINEERS

959 US-46 Floor 3, Suite 300 - Parsippany-Troy Hills, NJ

DAILY AIR MONITORING REPORT
150 Westchester Avenue
Port Chester, New York

11/08/2024

Rev. No. 0 | Page 1 of 2

Project Number: 11895A

Dust Action Level: 150 µg/m^3

VOC Action Level: 5 ppm

Weather Data Range for Work Day		Wind Direction	W	Relative Humidity (%)	31.0 - 76.0	Daily Rain Total (in)	0.00	Readings in the summary table and graphs below are the reported downwind concentrations.
Temperature (°F)	49.0 - 68.0	Wind Speed (MPH)	1.3 - 11.3	Barometer (inHg)	29.90 - 30.00	Avg. Dew Point Temp (°F)	39.4	

Station Location	Daily Avg. Dust Concentration (µg/m^3)	Max 15-Min Dust Concentration (µg/m^3)	Time of Max Dust Reading	Daily Avg. VOC Concentration (ppm)	Max 15-Min VOC Concentration (ppm)	Time of Max VOC Reading
Upwind	10.8	26.6	14:25	0.0	0.0	8:28
Downwind	16.2	60.4	13:26	0.0	0.0	8:29

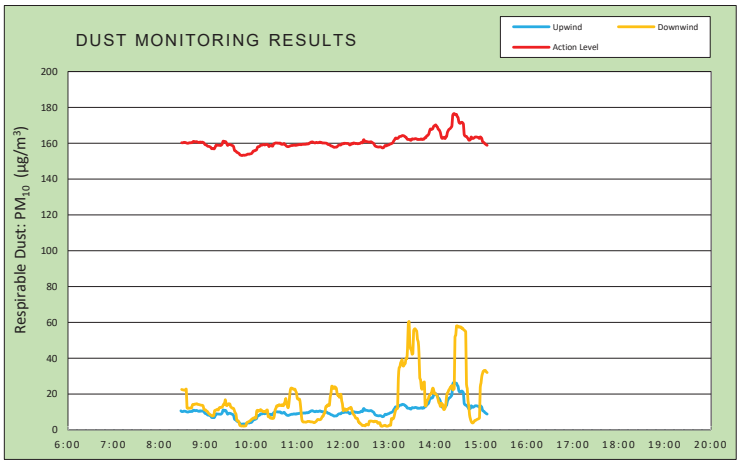

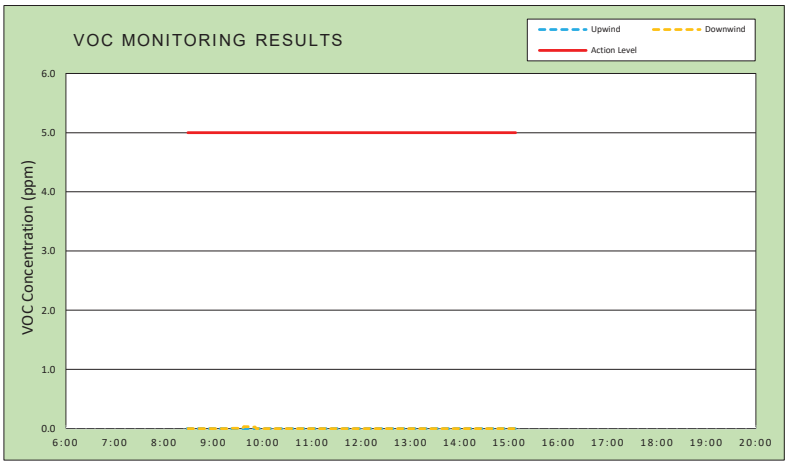

Air Monitoring Notes:

Weather Notes:

EMILCOTT
A Triumvirate Environmental Company

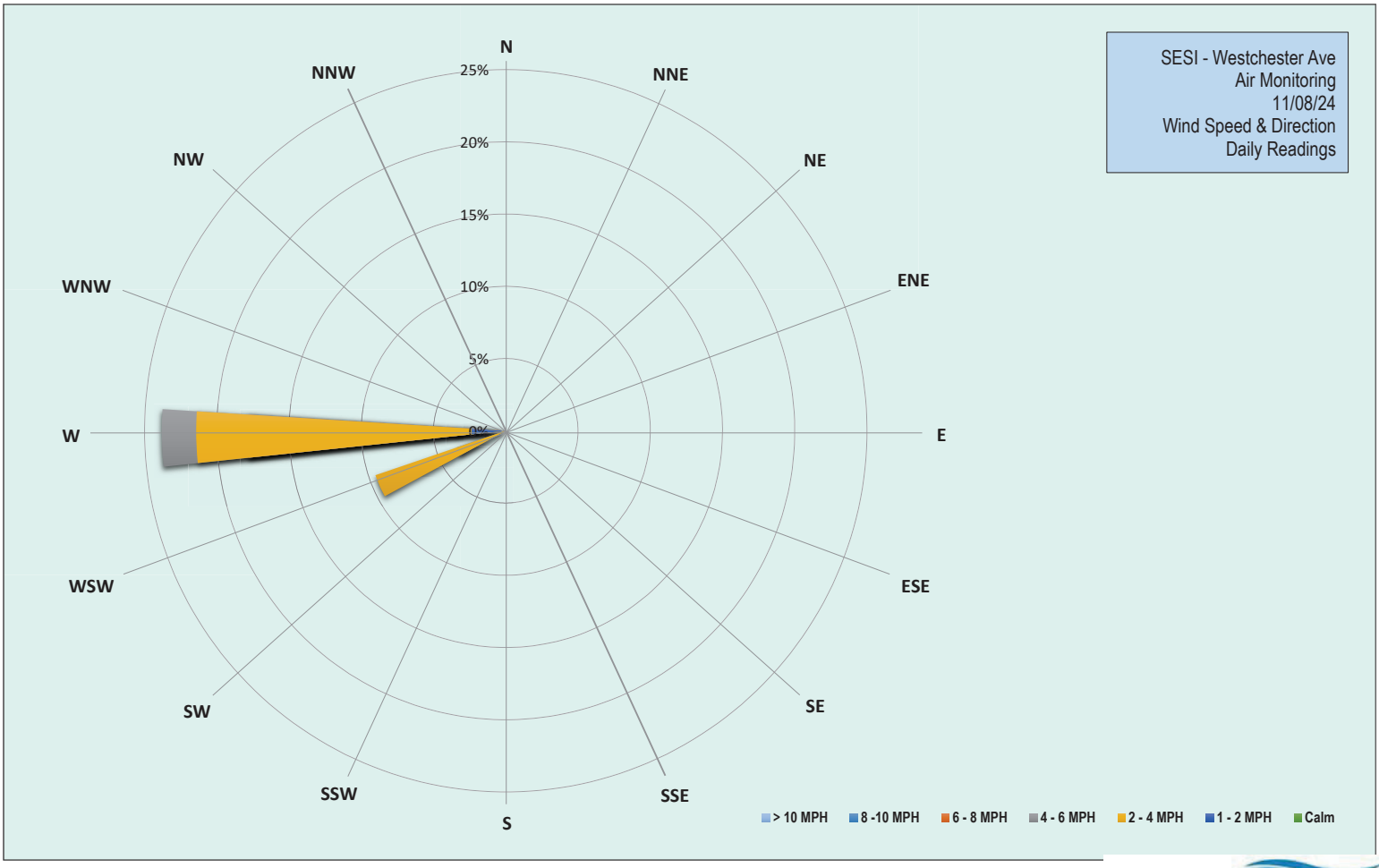

EMILCOTT
A Triumvirate Environmental Company

Grand Union Bowling Alley Site
BCP #360222
150 Westchester Avenue, Port Chester
November 8, 2024

Friday, November 8, 2024	
Number of Instances Where Downwind Particulates Exceeds Upwind Particulate + 150 =	0
Number of Comparable Data Points =	400
Start Time:	8:13
End Time:	15:08

PARTICULATE DATA

Upwind			Downwind			
Time	Concentration (ug/m^3)	15-Min Avg Concentration (ug/m^3)	Time	Concentration (ug/m^3)	15-Min Avg Concentration (ug/m^3)	Exceeds Particulate Alarm Limit
8:13	15.0	-	8:13	-	-	-
8:14	14.5	-	8:14	17.0	-	-
8:15	11.0	-	8:15	13.5	-	-
8:16	9.3	-	8:16	13.0	-	-
8:17	9.0	-	8:17	12.3	-	-
8:18	9.3	-	8:18	11.3	-	-
8:19	10.5	-	8:19	13.0	-	-
8:20	13.8	-	8:20	10.5	-	-
8:21	11.8	-	8:21	167.0	-	-
8:22	12.0	-	8:22	17.0	-	-
8:23	11.3	-	8:23	10.5	-	-
8:24	9.0	-	8:24	12.3	-	-
8:25	9.8	-	8:25	11.5	-	-
8:26	9.0	-	8:26	11.8	-	-
8:27	10.0	-	8:27	10.8	-	-
8:28	10.3	10.7	8:28	13.8	-	-
8:29	8.8	10.3	8:29	11.0	22.6	-
8:30	10.3	10.3	8:30	11.0	22.4	-
8:31	10.3	10.3	8:31	11.8	22.4	-
8:32	11.8	10.5	8:32	10.5	22.2	-
8:33	8.5	10.5	8:33	11.0	22.2	-
8:34	9.8	10.4	8:34	16.8	22.5	-
8:35	10.8	10.2	8:35	16.3	22.9	-
8:36	9.8	10.1	8:36	11.0	12.5	-
8:37	11.0	10.0	8:37	11.0	12.1	-
8:38	12.5	10.1	8:38	12.5	12.2	-
8:39	12.0	10.3	8:39	11.8	12.2	-
8:40	9.0	10.2	8:40	12.3	12.2	-
8:41	10.3	10.3	8:41	11.8	12.2	-
8:42	10.0	10.3	8:42	12.3	12.3	-
8:43	10.8	10.4	8:43	37.8	13.9	-
8:44	17.8	11.0	8:44	17.0	14.3	-
8:45	11.0	11.0	8:45	8.3	14.1	-
8:46	8.0	10.9	8:46	16.5	14.4	-
8:47	9.3	10.7	8:47	10.3	14.4	-
8:48	11.5	10.9	8:48	13.0	14.6	-
8:49	8.8	10.8	8:49	17.5	14.6	-
8:50	7.5	10.6	8:50	11.3	14.3	-
8:51	7.8	10.5	8:51	10.3	14.2	-
8:52	9.8	10.4	8:52	9.5	14.1	-
8:53	17.5	10.7	8:53	10.8	14.0	-

Grand Union Bowling Alley Site
BCP #360222
150 Westchester Avenue, Port Chester
November 8, 2024

PARTICULATE DATA						
Upwind			Downwind			Exceeds Particulate Alarm Limit
Time	Concentration (ug/m^3)	15-Min Avg Concentration (ug/m^3)	Time	Concentration (ug/m^3)	15-Min Avg Concentration (ug/m^3)	
8:54	9.3	10.5	8:54	9.5	13.9	-
8:55	9.3	10.6	8:55	11.5	13.8	-
8:56	11.5	10.6	8:56	11.0	13.8	-
8:57	6.8	10.4	8:57	7.0	13.4	-
8:58	8.0	10.2	8:58	12.8	11.7	-
8:59	6.8	9.5	8:59	9.3	11.2	-
9:00	5.8	9.2	9:00	9.0	11.3	-
9:01	6.0	9.0	9:01	8.5	10.7	-
9:02	5.0	8.7	9:02	6.8	10.5	-
9:03	5.8	8.4	9:03	6.5	10.1	-
9:04	7.3	8.3	9:04	7.3	9.4	-
9:05	6.5	8.2	9:05	5.3	9.0	-
9:06	4.8	8.0	9:06	5.3	8.7	-
9:07	5.5	7.7	9:07	4.8	8.3	-
9:08	7.3	7.0	9:08	6.3	8.0	-
9:09	8.5	7.0	9:09	6.0	7.8	-
9:10	12.0	7.2	9:10	12.5	7.9	-
9:11	6.5	6.8	9:11	15.8	8.2	-
9:12	11.8	7.2	9:12	44.8	10.7	-
9:13	21.8	8.1	9:13	16.8	11.0	-
9:14	20.3	9.0	9:14	10.5	11.1	-
9:15	5.8	9.0	9:15	15.0	11.5	-
9:16	4.5	8.9	9:16	4.5	11.2	-
9:17	5.3	8.9	9:17	7.0	11.2	-
9:18	5.0	8.8	9:18	24.3	12.4	-
9:19	6.8	8.8	9:19	6.8	12.4	-
9:20	6.0	8.8	9:20	9.5	12.6	-
9:21	9.0	9.1	9:21	5.0	12.6	-
9:22	13.8	9.6	9:22	7.0	12.8	-
9:23	29.8	11.1	9:23	20.0	13.7	-
9:24	7.8	11.1	9:24	17.5	14.5	-
9:25	5.0	10.6	9:25	12.5	14.5	-
9:26	12.0	11.0	9:26	52.3	16.9	-
9:27	6.0	10.6	9:27	4.5	14.2	-
9:28	7.8	9.6	9:28	7.0	13.6	-
9:29	7.3	8.8	9:29	17.8	14.0	-
9:30	12.5	9.2	9:30	23.3	14.6	-
9:31	6.3	9.3	9:31	4.8	14.6	-
9:32	4.3	9.3	9:32	4.5	14.4	-
9:33	4.0	9.2	9:33	1.5	12.9	-
9:34	2.8	8.9	9:34	1.8	12.6	-
9:35	3.0	8.7	9:35	3.0	12.2	-
9:36	6.8	8.6	9:36	5.0	12.2	-
9:37	2.8	7.9	9:37	2.8	11.9	-
9:38	3.0	6.1	9:38	0.8	10.6	-
9:39	2.5	5.7	9:39	1.3	9.5	-
9:40	2.5	5.6	9:40	1.8	8.8	-
9:41	2.8	4.9	9:41	1.5	5.4	-

Grand Union Bowling Alley Site
BCP #360222
150 Westchester Avenue, Port Chester
November 8, 2024

PARTICULATE DATA						
Upwind			Downwind			Exceeds Particulate Alarm Limit
Time	Concentration (ug/m^3)	15-Min Avg Concentration (ug/m^3)	Time	Concentration (ug/m^3)	15-Min Avg Concentration (ug/m^3)	
9:42	4.0	4.8	9:42	1.0	5.2	-
9:43	3.3	4.5	9:43	4.3	5.0	-
9:44	4.0	4.3	9:44	2.5	4.0	-
9:45	2.3	3.6	9:45	2.5	2.6	-
9:46	2.8	3.4	9:46	1.3	2.4	-
9:47	2.5	3.3	9:47	2.0	2.2	-
9:48	2.3	3.1	9:48	1.8	2.2	-
9:49	5.8	3.3	9:49	2.5	2.3	-
9:50	3.3	3.4	9:50	1.0	2.1	-
9:51	5.5	3.3	9:51	6.0	2.2	-
9:52	4.5	3.4	9:52	3.8	2.3	-
9:53	3.8	3.4	9:53	3.3	2.4	-
9:54	5.3	3.6	9:54	25.3	4.0	-
9:55	6.5	3.9	9:55	5.3	4.3	-
9:56	3.8	4.0	9:56	5.5	4.5	-
9:57	2.8	3.9	9:57	4.0	4.7	-
9:58	5.8	4.0	9:58	8.5	5.0	-
9:59	5.0	4.1	9:59	7.8	5.4	-
10:00	4.3	4.2	10:00	9.0	5.8	-
10:01	8.0	4.6	10:01	7.0	6.2	-
10:02	14.0	5.4	10:02	5.5	6.4	-
10:03	8.0	5.7	10:03	6.8	6.7	-
10:04	4.8	5.7	10:04	1.3	6.7	-
10:05	8.5	6.0	10:05	4.0	6.9	-
10:06	7.0	6.1	10:06	2.5	6.6	-
10:07	10.3	6.5	10:07	62.0	10.5	-
10:08	22.5	7.8	10:08	10.8	11.0	-
10:09	10.3	8.1	10:09	15.5	10.4	-
10:10	6.5	8.1	10:10	11.8	10.8	-
10:11	8.0	8.4	10:11	4.8	10.7	-
10:12	11.0	8.9	10:12	14.0	11.4	-
10:13	6.5	9.0	10:13	1.5	10.9	-
10:14	4.5	8.9	10:14	5.5	10.8	-
10:15	8.3	9.2	10:15	1.5	10.3	-
10:16	9.5	9.3	10:16	5.8	10.2	-
10:17	10.5	9.1	10:17	8.0	10.4	-
10:18	8.3	9.1	10:18	1.8	10.0	-
10:19	8.0	9.3	10:19	8.3	10.5	-
10:20	8.0	9.3	10:20	11.8	11.0	-
10:21	7.3	9.3	10:21	4.0	11.1	-
10:22	7.0	9.1	10:22	6.8	7.4	-
10:23	8.5	8.1	10:23	14.3	7.7	-
10:24	15.8	8.5	10:24	6.5	7.1	-
10:25	9.3	8.7	10:25	4.5	6.6	-
10:26	9.5	8.8	10:26	9.5	6.9	-
10:27	5.5	8.4	10:27	7.0	6.4	-
10:28	6.8	8.4	10:28	2.5	6.5	-
10:29	21.5	9.6	10:29	5.8	6.5	-

Grand Union Bowling Alley Site
BCP #360222
150 Westchester Avenue, Port Chester
November 8, 2024

PARTICULATE DATA						
Upwind			Downwind			Exceeds Particulate Alarm Limit
Time	Concentration (ug/m^3)	15-Min Avg Concentration (ug/m^3)	Time	Concentration (ug/m^3)	15-Min Avg Concentration (ug/m^3)	
10:30	10.8	9.7	10:30	22.3	7.9	-
10:31	14.3	10.1	10:31	53.5	11.1	-
10:32	12.3	10.2	10:32	21.5	12.0	-
10:33	7.5	10.1	10:33	22.0	13.3	-
10:34	8.3	10.1	10:34	11.5	13.6	-
10:35	5.8	10.0	10:35	9.0	13.4	-
10:36	8.8	10.1	10:36	13.8	14.0	-
10:37	5.8	10.0	10:37	6.8	14.0	-
10:38	9.5	10.1	10:38	9.5	13.7	-
10:39	6.8	9.5	10:39	5.3	13.6	-
10:40	9.0	9.5	10:40	11.5	14.1	-
10:41	8.8	9.4	10:41	4.5	13.8	-
10:42	10.0	9.7	10:42	4.0	13.6	-
10:43	9.0	9.9	10:43	21.5	14.8	-
10:44	11.3	9.2	10:44	20.5	15.8	-
10:45	5.8	8.8	10:45	48.8	17.6	-
10:46	7.3	8.4	10:46	10.0	14.7	-
10:47	9.5	8.2	10:47	5.3	13.6	-
10:48	6.0	8.1	10:48	3.5	12.4	-
10:49	9.8	8.2	10:49	43.0	14.5	-
10:50	8.8	8.4	10:50	72.3	18.7	-
10:51	11.0	8.5	10:51	69.5	22.4	-
10:52	8.0	8.7	10:52	21.8	23.4	-
10:53	11.0	8.8	10:53	7.5	23.3	-
10:54	6.0	8.7	10:54	3.5	23.1	-
10:55	11.8	8.9	10:55	4.0	22.6	-
10:56	9.5	9.0	10:56	6.3	22.8	-
10:57	8.0	8.8	10:57	4.0	22.8	-
10:58	11.5	9.0	10:58	4.3	21.6	-
10:59	8.5	8.8	10:59	5.5	20.6	-
11:00	9.8	9.1	11:00	4.3	17.6	-
11:01	8.0	9.1	11:01	3.8	17.2	-
11:02	9.8	9.2	11:02	5.8	17.3	-
11:03	9.3	9.4	11:03	2.3	17.2	-
11:04	8.3	9.3	11:04	4.0	14.6	-
11:05	7.3	9.2	11:05	4.5	10.1	-
11:06	13.3	9.3	11:06	5.8	5.8	-
11:07	10.0	9.5	11:07	5.8	4.7	-
11:08	9.8	9.4	11:08	2.8	4.4	-
11:09	8.5	9.5	11:09	4.0	4.5	-
11:10	9.8	9.4	11:10	3.8	4.4	-
11:11	10.5	9.5	11:11	5.0	4.4	-
11:12	11.5	9.7	11:12	5.0	4.4	-
11:13	9.0	9.5	11:13	7.8	4.7	-
11:14	10.5	9.7	11:14	7.5	4.8	-
11:15	10.0	9.7	11:15	3.5	4.7	-
11:16	15.3	10.2	11:16	4.0	4.8	-
11:17	10.8	10.2	11:17	2.5	4.5	-

Grand Union Bowling Alley Site
BCP #360222
150 Westchester Avenue, Port Chester
November 8, 2024

PARTICULATE DATA						
Upwind			Downwind			Exceeds Particulate Alarm Limit
Time	Concentration (ug/m^3)	15-Min Avg Concentration (ug/m^3)	Time	Concentration (ug/m^3)	15-Min Avg Concentration (ug/m^3)	
11:18	15.3	10.6	11:18	2.3	4.5	-
11:19	9.3	10.7	11:19	3.3	4.5	-
11:20	7.8	10.7	11:20	3.5	4.4	-
11:21	9.0	10.5	11:21	3.0	4.2	-
11:22	8.3	10.3	11:22	3.3	4.1	-
11:23	7.3	10.2	11:23	5.0	4.2	-
11:24	10.3	10.3	11:24	9.5	4.6	-
11:25	13.3	10.5	11:25	8.5	4.9	-
11:26	8.0	10.4	11:26	15.0	5.6	-
11:27	10.3	10.3	11:27	10.3	5.9	-
11:28	11.0	10.4	11:28	4.5	5.7	-
11:29	12.8	10.6	11:29	7.8	5.7	-
11:30	11.0	10.6	11:30	4.3	5.8	-
11:31	10.0	10.3	11:31	8.8	6.1	-
11:32	12.3	10.4	11:32	14.8	6.9	-
11:33	11.5	10.1	11:33	14.0	7.7	-
11:34	9.5	10.1	11:34	4.3	7.8	-
11:35	8.3	10.2	11:35	27.0	9.3	-
11:36	7.8	10.1	11:36	5.3	9.5	-
11:37	8.3	10.1	11:37	47.3	12.4	-
11:38	6.3	10.0	11:38	19.3	13.4	-
11:39	6.3	9.8	11:39	6.3	13.1	-
11:40	6.8	9.3	11:40	23.0	14.1	-
11:41	8.0	9.3	11:41	7.3	13.6	-
11:42	7.0	9.1	11:42	14.3	13.9	-
11:43	7.5	8.9	11:43	72.3	18.4	-
11:44	7.8	8.5	11:44	37.3	20.3	-
11:45	9.3	8.4	11:45	65.5	24.4	-
11:46	7.0	8.2	11:46	6.5	24.3	-
11:47	8.8	8.0	11:47	4.0	23.6	-
11:48	7.8	7.7	11:48	7.0	23.1	-
11:49	10.3	7.8	11:49	20.0	24.1	-
11:50	9.0	7.8	11:50	16.5	23.4	-
11:51	7.8	7.8	11:51	4.0	23.4	-
11:52	11.5	8.1	11:52	4.0	20.5	-
11:53	13.8	8.6	11:53	2.0	19.3	-
11:54	11.0	8.9	11:54	7.5	19.4	-
11:55	9.5	9.1	11:55	5.0	18.2	-
11:56	7.3	9.0	11:56	18.3	18.9	-
11:57	8.3	9.1	11:57	28.3	19.9	-
11:58	15.8	9.6	11:58	18.5	16.3	-
11:59	8.3	9.7	11:59	11.3	14.6	-
12:00	9.0	9.7	12:00	8.5	10.8	-
12:01	12.8	10.0	12:01	17.0	11.5	-
12:02	6.8	9.9	12:02	8.3	11.7	-
12:03	8.8	10.0	12:03	3.5	11.5	-
12:04	9.3	9.9	12:04	9.8	10.8	-
12:05	8.8	9.9	12:05	27.3	11.5	-

Grand Union Bowling Alley Site
BCP #360222
150 Westchester Avenue, Port Chester
November 8, 2024

PARTICULATE DATA						
Upwind			Downwind			Exceeds Particulate Alarm Limit
Time	Concentration (ug/m^3)	15-Min Avg Concentration (ug/m^3)	Time	Concentration (ug/m^3)	15-Min Avg Concentration (ug/m^3)	
12:06	7.5	9.9	12:06	2.3	11.4	-
12:07	9.3	9.7	12:07	12.0	12.0	-
12:08	6.5	9.2	12:08	4.5	12.1	-
12:09	7.8	9.0	12:09	9.0	12.2	-
12:10	17.3	9.5	12:10	11.8	12.7	-
12:11	10.3	9.7	12:11	3.5	11.7	-
12:12	6.3	9.6	12:12	4.0	10.1	-
12:13	23.8	10.1	12:13	2.5	9.0	-
12:14	7.3	10.1	12:14	2.0	8.4	-
12:15	9.0	10.1	12:15	0.8	7.9	-
12:16	8.5	9.8	12:16	1.8	6.9	-
12:17	8.3	9.9	12:17	3.3	6.5	-
12:18	8.0	9.8	12:18	3.8	6.5	-
12:19	7.0	9.7	12:19	1.5	6.0	-
12:20	10.8	9.8	12:20	2.8	4.4	-
12:21	7.8	9.8	12:21	1.8	4.3	-
12:22	10.8	9.9	12:22	0.5	3.6	-
12:23	12.5	10.3	12:23	2.5	3.4	-
12:24	10.0	10.5	12:24	2.0	3.0	-
12:25	12.5	10.2	12:25	4.0	2.4	-
12:26	28.5	11.4	12:26	5.5	2.6	-
12:27	15.5	12.0	12:27	3.0	2.5	-
12:28	8.5	11.0	12:28	1.0	2.4	-
12:29	9.0	11.1	12:29	0.8	2.3	-
12:30	7.5	11.0	12:30	13.5	3.2	-
12:31	7.0	10.9	12:31	1.0	3.1	-
12:32	6.8	10.8	12:32	0.8	3.0	-
12:33	6.3	10.7	12:33	1.3	2.8	-
12:34	7.3	10.7	12:34	31.0	4.8	-
12:35	10.5	10.7	12:35	5.8	5.0	-
12:36	10.0	10.8	12:36	2.3	5.0	-
12:37	8.5	10.7	12:37	0.0	5.0	-
12:38	7.8	10.4	12:38	0.8	4.8	-
12:39	5.8	10.1	12:39	0.5	4.7	-
12:40	7.3	9.7	12:40	0.5	4.5	-
12:41	16.0	8.9	12:41	11.5	4.9	-
12:42	7.8	8.4	12:42	1.8	4.8	-
12:43	6.0	8.2	12:43	0.0	4.8	-
12:44	6.3	8.0	12:44	0.0	4.7	-
12:45	6.3	8.0	12:45	0.0	3.8	-
12:46	5.8	7.9	12:46	0.0	3.7	-
12:47	7.5	7.9	12:47	5.0	4.0	-
12:48	7.3	8.0	12:48	1.5	4.0	-
12:49	6.5	7.9	12:49	5.5	2.3	-
12:50	7.0	7.7	12:50	2.8	2.1	-
12:51	6.0	7.4	12:51	1.3	2.1	-
12:52	8.8	7.5	12:52	3.3	2.3	-
12:53	11.3	7.7	12:53	2.8	2.4	-

Grand Union Bowling Alley Site
BCP #360222
150 Westchester Avenue, Port Chester
November 8, 2024

PARTICULATE DATA						
Upwind			Downwind			Exceeds Particulate Alarm Limit
Time	Concentration (ug/m^3)	15-Min Avg Concentration (ug/m^3)	Time	Concentration (ug/m^3)	15-Min Avg Concentration (ug/m^3)	
12:54	15.3	8.3	12:54	2.3	2.5	-
12:55	14.5	8.8	12:55	1.0	2.6	-
12:56	11.5	8.5	12:56	5.8	2.2	-
12:57	10.5	8.7	12:57	0.5	2.1	-
12:58	9.8	8.9	12:58	0.5	2.1	-
12:59	7.3	9.0	12:59	2.3	2.3	-
13:00	9.3	9.2	13:00	4.8	2.6	-
13:01	10.3	9.5	13:01	1.0	2.7	-
13:02	9.3	9.6	13:02	4.3	2.6	-
13:03	10.3	9.8	13:03	57.8	6.4	-
13:04	9.8	10.0	13:04	2.8	6.2	-
13:05	13.3	10.5	13:05	2.5	6.2	-
13:06	19.5	11.4	13:06	10.3	6.8	-
13:07	16.8	11.9	13:07	29.0	8.5	-
13:08	23.8	12.7	13:08	31.3	10.4	-
13:09	18.5	12.9	13:09	18.0	11.4	-
13:10	10.3	12.7	13:10	7.3	11.9	-
13:11	12.3	12.7	13:11	8.8	12.1	-
13:12	14.0	12.9	13:12	249.0	28.6	-
13:13	19.8	13.6	13:13	90.5	34.6	-
13:14	9.3	13.7	13:14	10.5	35.2	-
13:15	11.5	13.9	13:15	39.3	37.5	-
13:16	10.5	13.9	13:16	12.5	38.2	-
13:17	14.8	14.3	13:17	17.3	39.1	-
13:18	10.0	14.3	13:18	8.0	35.8	-
13:19	8.5	14.2	13:19	2.0	35.7	-
13:20	9.8	13.9	13:20	20.0	36.9	-
13:21	12.3	13.5	13:21	11.3	37.0	-
13:22	16.0	13.4	13:22	75.8	40.1	-
13:23	12.5	12.7	13:23	26.3	39.8	-
13:24	10.5	12.1	13:24	103.3	45.4	-
13:25	11.5	12.2	13:25	208.8	58.9	-
13:26	10.5	12.1	13:26	32.3	60.4	-
13:27	13.0	12.0	13:27	69.3	48.5	-
13:28	13.3	11.6	13:28	42.3	45.2	-
13:29	13.8	11.9	13:29	2.8	44.7	-
13:30	20.0	12.5	13:30	2.3	42.3	-
13:31	9.8	12.4	13:31	18.5	42.7	-
13:32	13.8	12.3	13:32	209.0	55.4	-
13:33	11.0	12.4	13:33	20.3	56.3	-
13:34	11.0	12.6	13:34	5.0	56.5	-
13:35	9.0	12.5	13:35	7.0	55.6	-
13:36	10.8	12.4	13:36	5.5	55.2	-
13:37	10.5	12.1	13:37	5.5	50.5	-
13:38	14.8	12.2	13:38	5.8	49.2	-
13:39	9.0	12.1	13:39	3.3	42.5	-
13:40	12.0	12.1	13:40	6.3	29.0	-
13:41	12.0	12.2	13:41	19.3	28.1	-

Grand Union Bowling Alley Site
BCP #360222
150 Westchester Avenue, Port Chester
November 8, 2024

PARTICULATE DATA						
Upwind			Downwind			Exceeds Particulate Alarm Limit
Time	Concentration (ug/m^3)	15-Min Avg Concentration (ug/m^3)	Time	Concentration (ug/m^3)	15-Min Avg Concentration (ug/m^3)	
13:42	16.3	12.5	13:42	5.8	23.9	-
13:43	8.3	12.1	13:43	24.8	22.7	-
13:44	17.5	12.4	13:44	53.8	26.1	-
13:45	17.3	12.2	13:45	4.3	26.3	-
13:46	15.5	12.6	13:46	27.0	26.8	-
13:47	23.0	13.2	13:47	10.0	13.6	-
13:48	10.3	13.1	13:48	17.8	13.4	-
13:49	25.5	14.1	13:49	34.8	15.4	-
13:50	11.5	14.3	13:50	27.3	16.7	-
13:51	16.3	14.6	13:51	11.8	17.1	-
13:52	23.0	15.5	13:52	29.0	18.7	-
13:53	39.5	17.1	13:53	17.0	19.5	-
13:54	22.0	18.0	13:54	12.8	20.1	-
13:55	8.8	17.8	13:55	8.0	20.2	-
13:56	13.0	17.8	13:56	46.3	22.0	-
13:57	21.3	18.2	13:57	26.3	23.4	-
13:58	25.3	19.3	13:58	13.8	22.6	-
13:59	24.3	19.8	13:59	19.0	20.3	-
14:00	21.3	20.0	14:00	8.0	20.6	-
14:01	18.8	20.2	14:01	15.3	19.8	-
14:02	9.5	19.3	14:02	7.8	19.6	-
14:03	7.0	19.1	14:03	4.3	18.7	-
14:04	6.8	17.9	14:04	6.3	16.8	-
14:05	7.8	17.6	14:05	2.0	15.2	-
14:06	5.8	16.9	14:06	3.5	14.6	-
14:07	6.3	15.8	14:07	6.3	13.1	-
14:08	8.8	13.8	14:08	45.5	15.0	-
14:09	7.3	12.8	14:09	5.0	14.5	-
14:10	8.8	12.8	14:10	3.0	14.1	-
14:11	17.8	13.1	14:11	8.0	11.6	-
14:12	25.3	13.4	14:12	23.2	11.4	-
14:13	13.8	12.6	14:13	28.0	12.3	-
14:14	39.0	13.6	14:14	47.0	14.2	-
14:15	23.3	13.7	14:15	76.6	18.8	-
14:16	52.0	15.9	14:16	41.4	20.5	-
14:17	24.3	16.9	14:17	18.2	21.2	-
14:18	18.3	17.7	14:18	21.4	22.4	-
14:19	11.5	18.0	14:19	13.8	22.9	-
14:20	13.3	18.3	14:20	17.8	23.9	-
14:21	14.3	18.9	14:21	3.2	23.9	-
14:22	18.0	19.7	14:22	19.4	24.8	-
14:23	95.8	25.5	14:23	10.8	22.5	-
14:24	20.3	26.4	14:24	6.4	22.5	-
14:25	12.0	26.6	14:25	11.2	23.1	-
14:26	11.8	26.2	14:26	440.6	51.9	-
14:27	20.3	25.8	14:27	36.2	52.8	-
14:28	17.5	26.1	14:28	107.0	58.1	-
14:29	19.8	24.8	14:29	44.0	57.9	-

Grand Union Bowling Alley Site
BCP #360222
150 Westchester Avenue, Port Chester
November 8, 2024

PARTICULATE DATA						
Upwind			Downwind			Exceeds Particulate Alarm Limit
Time	Concentration (ug/m^3)	15-Min Avg Concentration (ug/m^3)	Time	Concentration (ug/m^3)	15-Min Avg Concentration (ug/m^3)	
14:30	16.8	24.4	14:30	77.8	57.9	-
14:31	15.8	22.0	14:31	32.2	57.3	-
14:32	13.8	21.3	14:32	21.4	57.5	-
14:33	16.5	21.1	14:33	19.2	57.4	-
14:34	17.0	21.5	14:34	14.4	57.4	-
14:35	16.8	21.7	14:35	5.0	56.6	-
14:36	8.5	21.4	14:36	6.8	56.8	-
14:37	8.5	20.7	14:37	7.6	56.0	-
14:38	8.5	14.9	14:38	6.0	55.7	-
14:39	8.8	14.1	14:39	0.6	55.3	-
14:40	7.8	13.9	14:40	3.0	54.8	-
14:41	11.3	13.8	14:41	1.6	25.5	-
14:42	10.0	13.1	14:42	2.0	23.2	-
14:43	10.0	12.6	14:43	2.4	16.3	-
14:44	6.8	11.8	14:44	3.4	13.6	-
14:45	16.3	11.7	14:45	2.2	8.5	-
14:46	19.3	12.0	14:46	0.4	6.4	-
14:47	35.8	13.4	14:47	0.4	5.0	-
14:48	12.5	13.2	14:48	6.4	4.1	-
14:49	9.3	12.7	14:49	10.8	3.9	-
14:50	18.3	12.8	14:50	8.6	4.1	-
14:51	12.3	13.0	14:51	15.4	4.7	-
14:52	14.8	13.4	14:52	16.8	5.3	-
14:53	9.5	13.5	14:53	6.4	5.4	-
14:54	8.8	13.5	14:54	5.2	5.7	-
14:55	6.3	13.4	14:55	7.0	5.9	-
14:56	9.3	13.3	14:56	4.0	6.1	-
14:57	5.8	13.0	14:57	5.6	6.3	-
14:58	5.8	12.7	14:58	8.6	6.7	-
14:59	19.5	13.5	14:59	260.6	23.9	-
15:00	11.3	13.2	15:00	36.0	26.1	-
15:01	11.0	12.7	15:01	55.8	29.8	-
15:02	9.5	10.9	15:02	25.6	31.5	-
15:03	7.5	10.6	15:03	26.8	32.9	-
15:04	5.5	10.3	15:04	10.6	32.9	-
15:05	9.8	9.8	15:05	15.0	33.3	-
15:06	8.3	9.5	15:06	11.4	33.0	-
15:07	9.0	9.1	15:07	7.0	32.4	-
15:08	6.0	8.9	15:08	1.4	32.0	-

Grand Union Bowling Alley Site
BCP #360222
150 Westchester Avenue, Port Chester
November 8, 2024

Friday, November 8, 2024	
Number of Instances Where Downwind VOCs Exceeds Upwind VOCs + 5 =	0
Number of Comparable Data Points =	400
Start Time:	8:13
End Time:	15:08

PID DATA

Upwind			Downwind			
Time	Concentration (ppm)	15-Min Avg Concentration (ppm)	Time	Concentration (ppm)	15-Min Avg Concentration (ppm)	Exceeds VOC Alarm Limit
8:13	0.0	-	8:13	-	-	-
8:14	0.0	-	8:14	0.0	-	-
8:15	0.0	-	8:15	0.0	-	-
8:16	0.0	-	8:16	0.0	-	-
8:17	0.0	-	8:17	0.0	-	-
8:18	0.0	-	8:18	0.0	-	-
8:19	0.0	-	8:19	0.0	-	-
8:20	0.0	-	8:20	0.0	-	-
8:21	0.0	-	8:21	0.0	-	-
8:22	0.0	-	8:22	0.0	-	-
8:23	0.0	-	8:23	0.0	-	-
8:24	0.0	-	8:24	0.0	-	-
8:25	0.0	-	8:25	0.0	-	-
8:26	0.0	-	8:26	0.0	-	-
8:27	0.0	-	8:27	0.0	-	-
8:28	0.0	0.0	8:28	0.0	-	-
8:29	0.0	0.0	8:29	0.0	0.0	-
8:30	0.0	0.0	8:30	0.0	0.0	-
8:31	0.0	0.0	8:31	0.0	0.0	-
8:32	0.0	0.0	8:32	0.0	0.0	-
8:33	0.0	0.0	8:33	0.0	0.0	-
8:34	0.0	0.0	8:34	0.0	0.0	-
8:35	0.0	0.0	8:35	0.0	0.0	-
8:36	0.0	0.0	8:36	0.0	0.0	-
8:37	0.0	0.0	8:37	0.0	0.0	-
8:38	0.0	0.0	8:38	0.0	0.0	-
8:39	0.0	0.0	8:39	0.0	0.0	-
8:40	0.0	0.0	8:40	0.0	0.0	-
8:41	0.0	0.0	8:41	0.0	0.0	-
8:42	0.0	0.0	8:42	0.0	0.0	-
8:43	0.0	0.0	8:43	0.0	0.0	-
8:44	0.0	0.0	8:44	0.0	0.0	-
8:45	0.0	0.0	8:45	0.0	0.0	-
8:46	0.0	0.0	8:46	0.0	0.0	-
8:47	0.0	0.0	8:47	0.0	0.0	-
8:48	0.0	0.0	8:48	0.0	0.0	-
8:49	0.0	0.0	8:49	0.0	0.0	-
8:50	0.0	0.0	8:50	0.0	0.0	-
8:51	0.0	0.0	8:51	0.0	0.0	-
8:52	0.0	0.0	8:52	0.0	0.0	-
8:53	0.0	0.0	8:53	0.0	0.0	-
8:54	0.0	0.0	8:54	0.0	0.0	-

Grand Union Bowling Alley Site
BCP #360222
150 Westchester Avenue, Port Chester
November 8, 2024

PID DATA						
Upwind			Downwind			
Time	Concentration (ppm)	15-Min Avg Concentration (ppm)	Time	Concentration (ppm)	15-Min Avg Concentration (ppm)	Exceeds VOC Alarm Limit
8:55	0.0	0.0	8:55	0.0	0.0	-
8:56	0.0	0.0	8:56	0.0	0.0	-
8:57	0.0	0.0	8:57	0.0	0.0	-
8:58	0.0	0.0	8:58	0.0	0.0	-
8:59	0.0	0.0	8:59	0.0	0.0	-
9:00	0.0	0.0	9:00	0.0	0.0	-
9:01	0.0	0.0	9:01	0.0	0.0	-
9:02	0.0	0.0	9:02	0.0	0.0	-
9:03	0.0	0.0	9:03	0.0	0.0	-
9:04	0.0	0.0	9:04	0.0	0.0	-
9:05	0.0	0.0	9:05	0.0	0.0	-
9:06	0.0	0.0	9:06	0.0	0.0	-
9:07	0.0	0.0	9:07	0.0	0.0	-
9:08	0.0	0.0	9:08	0.0	0.0	-
9:09	0.0	0.0	9:09	0.0	0.0	-
9:10	0.0	0.0	9:10	0.0	0.0	-
9:11	0.0	0.0	9:11	0.0	0.0	-
9:12	0.0	0.0	9:12	0.0	0.0	-
9:13	0.0	0.0	9:13	0.0	0.0	-
9:14	0.0	0.0	9:14	0.0	0.0	-
9:15	0.0	0.0	9:15	0.0	0.0	-
9:16	0.0	0.0	9:16	0.0	0.0	-
9:17	0.0	0.0	9:17	0.0	0.0	-
9:18	0.0	0.0	9:18	0.0	0.0	-
9:19	0.0	0.0	9:19	0.0	0.0	-
9:20	0.0	0.0	9:20	0.0	0.0	-
9:21	0.0	0.0	9:21	0.0	0.0	-
9:22	0.0	0.0	9:22	0.1	0.0	-
9:23	0.0	0.0	9:23	0.0	0.0	-
9:24	0.0	0.0	9:24	0.0	0.0	-
9:25	0.0	0.0	9:25	0.0	0.0	-
9:26	0.0	0.0	9:26	0.0	0.0	-
9:27	0.0	0.0	9:27	0.0	0.0	-
9:28	0.0	0.0	9:28	0.0	0.0	-
9:29	0.0	0.0	9:29	0.0	0.0	-
9:30	0.0	0.0	9:30	0.0	0.0	-
9:31	0.0	0.0	9:31	0.1	0.0	-
9:32	0.0	0.0	9:32	0.0	0.0	-
9:33	0.0	0.0	9:33	0.0	0.0	-
9:34	0.0	0.0	9:34	0.0	0.0	-
9:35	0.0	0.0	9:35	0.0	0.0	-
9:36	0.0	0.0	9:36	0.0	0.0	-
9:37	0.0	0.0	9:37	0.4	0.0	-
9:38	0.0	0.0	9:38	0.0	0.0	-
9:39	0.0	0.0	9:39	0.0	0.0	-
9:40	0.0	0.0	9:40	0.0	0.0	-
9:41	0.0	0.0	9:41	0.0	0.0	-
9:42	0.0	0.0	9:42	0.0	0.0	-

Grand Union Bowling Alley Site
BCP #360222
150 Westchester Avenue, Port Chester
November 8, 2024

PID DATA						
Upwind			Downwind			
Time	Concentration (ppm)	15-Min Avg Concentration (ppm)	Time	Concentration (ppm)	15-Min Avg Concentration (ppm)	Exceeds VOC Alarm Limit
9:43	0.0	0.0	9:43	0.0	0.0	-
9:44	0.0	0.0	9:44	0.0	0.0	-
9:45	0.0	0.0	9:45	0.0	0.0	-
9:46	0.0	0.0	9:46	0.0	0.0	-
9:47	0.0	0.0	9:47	0.0	0.0	-
9:48	0.0	0.0	9:48	0.0	0.0	-
9:49	0.0	0.0	9:49	0.0	0.0	-
9:50	0.0	0.0	9:50	0.0	0.0	-
9:51	0.0	0.0	9:51	0.0	0.0	-
9:52	0.0	0.0	9:52	0.0	0.0	-
9:53	0.0	0.0	9:53	0.0	0.0	-
9:54	0.0	0.0	9:54	0.0	0.0	-
9:55	0.0	0.0	9:55	0.0	0.0	-
9:56	0.0	0.0	9:56	0.0	0.0	-
9:57	0.0	0.0	9:57	0.0	0.0	-
9:58	0.0	0.0	9:58	0.0	0.0	-
9:59	0.0	0.0	9:59	0.0	0.0	-
10:00	0.0	0.0	10:00	0.0	0.0	-
10:01	0.0	0.0	10:01	0.0	0.0	-
10:02	0.0	0.0	10:02	0.0	0.0	-
10:03	0.0	0.0	10:03	0.0	0.0	-
10:04	0.0	0.0	10:04	0.0	0.0	-
10:05	0.0	0.0	10:05	0.0	0.0	-
10:06	0.0	0.0	10:06	0.0	0.0	-
10:07	0.0	0.0	10:07	0.0	0.0	-
10:08	0.0	0.0	10:08	0.0	0.0	-
10:09	0.0	0.0	10:09	0.0	0.0	-
10:10	0.0	0.0	10:10	0.0	0.0	-
10:11	0.0	0.0	10:11	0.0	0.0	-
10:12	0.0	0.0	10:12	0.0	0.0	-
10:13	0.0	0.0	10:13	0.0	0.0	-
10:14	0.0	0.0	10:14	0.0	0.0	-
10:15	0.0	0.0	10:15	0.0	0.0	-
10:16	0.0	0.0	10:16	0.0	0.0	-
10:17	0.0	0.0	10:17	0.0	0.0	-
10:18	0.0	0.0	10:18	0.0	0.0	-
10:19	0.0	0.0	10:19	0.0	0.0	-
10:20	0.0	0.0	10:20	0.0	0.0	-
10:21	0.0	0.0	10:21	0.0	0.0	-
10:22	0.0	0.0	10:22	0.0	0.0	-
10:23	0.0	0.0	10:23	0.0	0.0	-
10:24	0.0	0.0	10:24	0.0	0.0	-
10:25	0.0	0.0	10:25	0.0	0.0	-
10:26	0.0	0.0	10:26	0.0	0.0	-
10:27	0.0	0.0	10:27	0.0	0.0	-
10:28	0.0	0.0	10:28	0.0	0.0	-
10:29	0.0	0.0	10:29	0.0	0.0	-
10:30	0.0	0.0	10:30	0.0	0.0	-

Grand Union Bowling Alley Site
BCP #360222
150 Westchester Avenue, Port Chester
November 8, 2024

PID DATA						
Upwind			Downwind			
Time	Concentration (ppm)	15-Min Avg Concentration (ppm)	Time	Concentration (ppm)	15-Min Avg Concentration (ppm)	Exceeds VOC Alarm Limit
10:31	0.0	0.0	10:31	0.0	0.0	-
10:32	0.0	0.0	10:32	0.0	0.0	-
10:33	0.0	0.0	10:33	0.0	0.0	-
10:34	0.0	0.0	10:34	0.0	0.0	-
10:35	0.0	0.0	10:35	0.0	0.0	-
10:36	0.0	0.0	10:36	0.0	0.0	-
10:37	0.0	0.0	10:37	0.0	0.0	-
10:38	0.0	0.0	10:38	0.0	0.0	-
10:39	0.0	0.0	10:39	0.0	0.0	-
10:40	0.0	0.0	10:40	0.0	0.0	-
10:41	0.0	0.0	10:41	0.0	0.0	-
10:42	0.0	0.0	10:42	0.0	0.0	-
10:43	0.0	0.0	10:43	0.0	0.0	-
10:44	0.0	0.0	10:44	0.0	0.0	-
10:45	0.0	0.0	10:45	0.0	0.0	-
10:46	0.0	0.0	10:46	0.0	0.0	-
10:47	0.0	0.0	10:47	0.0	0.0	-
10:48	0.0	0.0	10:48	0.0	0.0	-
10:49	0.0	0.0	10:49	0.0	0.0	-
10:50	0.0	0.0	10:50	0.0	0.0	-
10:51	0.0	0.0	10:51	0.0	0.0	-
10:52	0.0	0.0	10:52	0.0	0.0	-
10:53	0.0	0.0	10:53	0.0	0.0	-
10:54	0.0	0.0	10:54	0.0	0.0	-
10:55	0.0	0.0	10:55	0.0	0.0	-
10:56	0.0	0.0	10:56	0.0	0.0	-
10:57	0.0	0.0	10:57	0.0	0.0	-
10:58	0.0	0.0	10:58	0.0	0.0	-
10:59	0.0	0.0	10:59	0.0	0.0	-
11:00	0.0	0.0	11:00	0.0	0.0	-
11:01	0.0	0.0	11:01	0.0	0.0	-
11:02	0.0	0.0	11:02	0.0	0.0	-
11:03	0.0	0.0	11:03	0.0	0.0	-
11:04	0.0	0.0	11:04	0.0	0.0	-
11:05	0.0	0.0	11:05	0.0	0.0	-
11:06	0.0	0.0	11:06	0.0	0.0	-
11:07	0.0	0.0	11:07	0.0	0.0	-
11:08	0.0	0.0	11:08	0.0	0.0	-
11:09	0.0	0.0	11:09	0.0	0.0	-
11:10	0.0	0.0	11:10	0.0	0.0	-
11:11	0.0	0.0	11:11	0.0	0.0	-
11:12	0.0	0.0	11:12	0.0	0.0	-
11:13	0.0	0.0	11:13	0.0	0.0	-
11:14	0.0	0.0	11:14	0.0	0.0	-
11:15	0.0	0.0	11:15	0.0	0.0	-
11:16	0.0	0.0	11:16	0.0	0.0	-
11:17	0.0	0.0	11:17	0.0	0.0	-
11:18	0.0	0.0	11:18	0.0	0.0	-

Grand Union Bowling Alley Site
BCP #360222
150 Westchester Avenue, Port Chester
November 8, 2024

PID DATA						
Upwind			Downwind			
Time	Concentration (ppm)	15-Min Avg Concentration (ppm)	Time	Concentration (ppm)	15-Min Avg Concentration (ppm)	Exceeds VOC Alarm Limit
11:19	0.0	0.0	11:19	0.0	0.0	-
11:20	0.0	0.0	11:20	0.0	0.0	-
11:21	0.0	0.0	11:21	0.0	0.0	-
11:22	0.0	0.0	11:22	0.0	0.0	-
11:23	0.0	0.0	11:23	0.0	0.0	-
11:24	0.0	0.0	11:24	0.0	0.0	-
11:25	0.0	0.0	11:25	0.0	0.0	-
11:26	0.0	0.0	11:26	0.0	0.0	-
11:27	0.0	0.0	11:27	0.0	0.0	-
11:28	0.0	0.0	11:28	0.0	0.0	-
11:29	0.0	0.0	11:29	0.0	0.0	-
11:30	0.0	0.0	11:30	0.0	0.0	-
11:31	0.0	0.0	11:31	0.0	0.0	-
11:32	0.0	0.0	11:32	0.0	0.0	-
11:33	0.0	0.0	11:33	0.0	0.0	-
11:34	0.0	0.0	11:34	0.0	0.0	-
11:35	0.0	0.0	11:35	0.0	0.0	-
11:36	0.0	0.0	11:36	0.0	0.0	-
11:37	0.0	0.0	11:37	0.0	0.0	-
11:38	0.0	0.0	11:38	0.0	0.0	-
11:39	0.0	0.0	11:39	0.0	0.0	-
11:40	0.0	0.0	11:40	0.0	0.0	-
11:41	0.0	0.0	11:41	0.0	0.0	-
11:42	0.0	0.0	11:42	0.0	0.0	-
11:43	0.0	0.0	11:43	0.0	0.0	-
11:44	0.0	0.0	11:44	0.0	0.0	-
11:45	0.0	0.0	11:45	0.0	0.0	-
11:46	0.0	0.0	11:46	0.0	0.0	-
11:47	0.0	0.0	11:47	0.0	0.0	-
11:48	0.0	0.0	11:48	0.0	0.0	-
11:49	0.0	0.0	11:49	0.0	0.0	-
11:50	0.0	0.0	11:50	0.0	0.0	-
11:51	0.0	0.0	11:51	0.0	0.0	-
11:52	0.0	0.0	11:52	0.0	0.0	-
11:53	0.0	0.0	11:53	0.0	0.0	-
11:54	0.0	0.0	11:54	0.0	0.0	-
11:55	0.0	0.0	11:55	0.0	0.0	-
11:56	0.0	0.0	11:56	0.0	0.0	-
11:57	0.0	0.0	11:57	0.0	0.0	-
11:58	0.0	0.0	11:58	0.0	0.0	-
11:59	0.0	0.0	11:59	0.0	0.0	-
12:00	0.0	0.0	12:00	0.0	0.0	-
12:01	0.0	0.0	12:01	0.0	0.0	-
12:02	0.0	0.0	12:02	0.0	0.0	-
12:03	0.0	0.0	12:03	0.0	0.0	-
12:04	0.0	0.0	12:04	0.0	0.0	-
12:05	0.0	0.0	12:05	0.0	0.0	-
12:06	0.0	0.0	12:06	0.0	0.0	-

Grand Union Bowling Alley Site
BCP #360222
150 Westchester Avenue, Port Chester
November 8, 2024

PID DATA						
Upwind			Downwind			
Time	Concentration (ppm)	15-Min Avg Concentration (ppm)	Time	Concentration (ppm)	15-Min Avg Concentration (ppm)	Exceeds VOC Alarm Limit
12:07	0.0	0.0	12:07	0.0	0.0	-
12:08	0.0	0.0	12:08	0.0	0.0	-
12:09	0.0	0.0	12:09	0.0	0.0	-
12:10	0.0	0.0	12:10	0.0	0.0	-
12:11	0.0	0.0	12:11	0.0	0.0	-
12:12	0.0	0.0	12:12	0.0	0.0	-
12:13	0.0	0.0	12:13	0.0	0.0	-
12:14	0.0	0.0	12:14	0.0	0.0	-
12:15	0.0	0.0	12:15	0.0	0.0	-
12:16	0.0	0.0	12:16	0.0	0.0	-
12:17	0.0	0.0	12:17	0.0	0.0	-
12:18	0.0	0.0	12:18	0.0	0.0	-
12:19	0.0	0.0	12:19	0.0	0.0	-
12:20	0.0	0.0	12:20	0.0	0.0	-
12:21	0.0	0.0	12:21	0.0	0.0	-
12:22	0.0	0.0	12:22	0.0	0.0	-
12:23	0.0	0.0	12:23	0.0	0.0	-
12:24	0.0	0.0	12:24	0.0	0.0	-
12:25	0.0	0.0	12:25	0.0	0.0	-
12:26	0.0	0.0	12:26	0.0	0.0	-
12:27	0.0	0.0	12:27	0.0	0.0	-
12:28	0.0	0.0	12:28	0.0	0.0	-
12:29	0.0	0.0	12:29	0.0	0.0	-
12:30	0.0	0.0	12:30	0.0	0.0	-
12:31	0.0	0.0	12:31	0.0	0.0	-
12:32	0.0	0.0	12:32	0.0	0.0	-
12:33	0.0	0.0	12:33	0.0	0.0	-
12:34	0.0	0.0	12:34	0.0	0.0	-
12:35	0.0	0.0	12:35	0.0	0.0	-
12:36	0.0	0.0	12:36	0.0	0.0	-
12:37	0.0	0.0	12:37	0.0	0.0	-
12:38	0.0	0.0	12:38	0.0	0.0	-
12:39	0.0	0.0	12:39	0.0	0.0	-
12:40	0.0	0.0	12:40	0.0	0.0	-
12:41	0.0	0.0	12:41	0.0	0.0	-
12:42	0.0	0.0	12:42	0.0	0.0	-
12:43	0.0	0.0	12:43	0.0	0.0	-
12:44	0.0	0.0	12:44	0.0	0.0	-
12:45	0.0	0.0	12:45	0.0	0.0	-
12:46	0.0	0.0	12:46	0.0	0.0	-
12:47	0.0	0.0	12:47	0.0	0.0	-
12:48	0.0	0.0	12:48	0.0	0.0	-
12:49	0.0	0.0	12:49	0.0	0.0	-
12:50	0.0	0.0	12:50	0.0	0.0	-
12:51	0.0	0.0	12:51	0.0	0.0	-
12:52	0.0	0.0	12:52	0.0	0.0	-
12:53	0.0	0.0	12:53	0.0	0.0	-
12:54	0.0	0.0	12:54	0.0	0.0	-

Grand Union Bowling Alley Site
BCP #360222
150 Westchester Avenue, Port Chester
November 8, 2024

PID DATA						
Upwind			Downwind			
Time	Concentration (ppm)	15-Min Avg Concentration (ppm)	Time	Concentration (ppm)	15-Min Avg Concentration (ppm)	Exceeds VOC Alarm Limit
12:55	0.0	0.0	12:55	0.0	0.0	-
12:56	0.0	0.0	12:56	0.0	0.0	-
12:57	0.0	0.0	12:57	0.0	0.0	-
12:58	0.0	0.0	12:58	0.0	0.0	-
12:59	0.0	0.0	12:59	0.0	0.0	-
13:00	0.0	0.0	13:00	0.0	0.0	-
13:01	0.0	0.0	13:01	0.0	0.0	-
13:02	0.0	0.0	13:02	0.0	0.0	-
13:03	0.0	0.0	13:03	0.0	0.0	-
13:04	0.0	0.0	13:04	0.0	0.0	-
13:05	0.0	0.0	13:05	0.0	0.0	-
13:06	0.0	0.0	13:06	0.0	0.0	-
13:07	0.0	0.0	13:07	0.0	0.0	-
13:08	0.0	0.0	13:08	0.0	0.0	-
13:09	0.0	0.0	13:09	0.0	0.0	-
13:10	0.0	0.0	13:10	0.0	0.0	-
13:11	0.0	0.0	13:11	0.0	0.0	-
13:12	0.0	0.0	13:12	0.0	0.0	-
13:13	0.0	0.0	13:13	0.0	0.0	-
13:14	0.0	0.0	13:14	0.0	0.0	-
13:15	0.0	0.0	13:15	0.0	0.0	-
13:16	0.0	0.0	13:16	0.0	0.0	-
13:17	0.0	0.0	13:17	0.0	0.0	-
13:18	0.0	0.0	13:18	0.0	0.0	-
13:19	0.0	0.0	13:19	0.0	0.0	-
13:20	0.0	0.0	13:20	0.0	0.0	-
13:21	0.0	0.0	13:21	0.0	0.0	-
13:22	0.0	0.0	13:22	0.0	0.0	-
13:23	0.0	0.0	13:23	0.0	0.0	-
13:24	0.0	0.0	13:24	0.0	0.0	-
13:25	0.0	0.0	13:25	0.0	0.0	-
13:26	0.0	0.0	13:26	0.0	0.0	-
13:27	0.0	0.0	13:27	0.0	0.0	-
13:28	0.0	0.0	13:28	0.0	0.0	-
13:29	0.0	0.0	13:29	0.0	0.0	-
13:30	0.0	0.0	13:30	0.0	0.0	-
13:31	0.0	0.0	13:31	0.0	0.0	-
13:32	0.0	0.0	13:32	0.0	0.0	-
13:33	0.0	0.0	13:33	0.0	0.0	-
13:34	0.0	0.0	13:34	0.0	0.0	-
13:35	0.0	0.0	13:35	0.0	0.0	-
13:36	0.0	0.0	13:36	0.0	0.0	-
13:37	0.0	0.0	13:37	0.0	0.0	-
13:38	0.0	0.0	13:38	0.0	0.0	-
13:39	0.0	0.0	13:39	0.0	0.0	-
13:40	0.0	0.0	13:40	0.0	0.0	-
13:41	0.0	0.0	13:41	0.0	0.0	-
13:42	0.0	0.0	13:42	0.0	0.0	-

Grand Union Bowling Alley Site
BCP #360222
150 Westchester Avenue, Port Chester
November 8, 2024

PID DATA						
Upwind			Downwind			
Time	Concentration (ppm)	15-Min Avg Concentration (ppm)	Time	Concentration (ppm)	15-Min Avg Concentration (ppm)	Exceeds VOC Alarm Limit
13:43	0.0	0.0	13:43	0.0	0.0	-
13:44	0.0	0.0	13:44	0.0	0.0	-
13:45	0.0	0.0	13:45	0.0	0.0	-
13:46	0.0	0.0	13:46	0.0	0.0	-
13:47	0.0	0.0	13:47	0.0	0.0	-
13:48	0.0	0.0	13:48	0.0	0.0	-
13:49	0.0	0.0	13:49	0.0	0.0	-
13:50	0.0	0.0	13:50	0.0	0.0	-
13:51	0.0	0.0	13:51	0.0	0.0	-
13:52	0.0	0.0	13:52	0.0	0.0	-
13:53	0.0	0.0	13:53	0.0	0.0	-
13:54	0.0	0.0	13:54	0.0	0.0	-
13:55	0.0	0.0	13:55	0.0	0.0	-
13:56	0.0	0.0	13:56	0.0	0.0	-
13:57	0.0	0.0	13:57	0.0	0.0	-
13:58	0.0	0.0	13:58	0.0	0.0	-
13:59	0.0	0.0	13:59	0.0	0.0	-
14:00	0.0	0.0	14:00	0.0	0.0	-
14:01	0.0	0.0	14:01	0.0	0.0	-
14:02	0.0	0.0	14:02	0.0	0.0	-
14:03	0.0	0.0	14:03	0.0	0.0	-
14:04	0.0	0.0	14:04	0.0	0.0	-
14:05	0.0	0.0	14:05	0.0	0.0	-
14:06	0.0	0.0	14:06	0.0	0.0	-
14:07	0.0	0.0	14:07	0.0	0.0	-
14:08	0.0	0.0	14:08	0.0	0.0	-
14:09	0.0	0.0	14:09	0.0	0.0	-
14:10	0.0	0.0	14:10	0.0	0.0	-
14:11	0.0	0.0	14:11	0.0	0.0	-
14:12	0.0	0.0	14:12	0.0	0.0	-
14:13	0.0	0.0	14:13	0.0	0.0	-
14:14	0.0	0.0	14:14	0.0	0.0	-
14:15	0.0	0.0	14:15	0.0	0.0	-
14:16	0.0	0.0	14:16	0.0	0.0	-
14:17	0.0	0.0	14:17	0.0	0.0	-
14:18	0.0	0.0	14:18	0.0	0.0	-
14:19	0.0	0.0	14:19	0.0	0.0	-
14:20	0.0	0.0	14:20	0.0	0.0	-
14:21	0.0	0.0	14:21	0.0	0.0	-
14:22	0.0	0.0	14:22	0.0	0.0	-
14:23	0.0	0.0	14:23	0.0	0.0	-
14:24	0.0	0.0	14:24	0.0	0.0	-
14:25	0.0	0.0	14:25	0.0	0.0	-
14:26	0.0	0.0	14:26	0.0	0.0	-
14:27	0.0	0.0	14:27	0.0	0.0	-
14:28	0.0	0.0	14:28	0.0	0.0	-
14:29	0.0	0.0	14:29	0.0	0.0	-
14:30	0.0	0.0	14:30	0.0	0.0	-

Grand Union Bowling Alley Site
BCP #360222
150 Westchester Avenue, Port Chester
November 8, 2024

PID DATA						
Upwind			Downwind			
Time	Concentration (ppm)	15-Min Avg Concentration (ppm)	Time	Concentration (ppm)	15-Min Avg Concentration (ppm)	Exceeds VOC Alarm Limit
14:31	0.0	0.0	14:31	0.0	0.0	-
14:32	0.0	0.0	14:32	0.0	0.0	-
14:33	0.0	0.0	14:33	0.0	0.0	-
14:34	0.0	0.0	14:34	0.0	0.0	-
14:35	0.0	0.0	14:35	0.0	0.0	-
14:36	0.0	0.0	14:36	0.0	0.0	-
14:37	0.0	0.0	14:37	0.0	0.0	-
14:38	0.0	0.0	14:38	0.0	0.0	-
14:39	0.0	0.0	14:39	0.0	0.0	-
14:40	0.0	0.0	14:40	0.0	0.0	-
14:41	0.0	0.0	14:41	0.0	0.0	-
14:42	0.0	0.0	14:42	0.0	0.0	-
14:43	0.0	0.0	14:43	0.0	0.0	-
14:44	0.0	0.0	14:44	0.0	0.0	-
14:45	0.0	0.0	14:45	0.0	0.0	-
14:46	0.0	0.0	14:46	0.0	0.0	-
14:47	0.0	0.0	14:47	0.0	0.0	-
14:48	0.0	0.0	14:48	0.0	0.0	-
14:49	0.0	0.0	14:49	0.0	0.0	-
14:50	0.0	0.0	14:50	0.0	0.0	-
14:51	0.0	0.0	14:51	0.0	0.0	-
14:52	0.0	0.0	14:52	0.0	0.0	-
14:53	0.0	0.0	14:53	0.0	0.0	-
14:54	0.0	0.0	14:54	0.0	0.0	-
14:55	0.0	0.0	14:55	0.0	0.0	-
14:56	0.0	0.0	14:56	0.0	0.0	-
14:57	0.0	0.0	14:57	0.0	0.0	-
14:58	0.0	0.0	14:58	0.0	0.0	-
14:59	0.0	0.0	14:59	0.0	0.0	-
15:00	0.0	0.0	15:00	0.0	0.0	-
15:01	0.0	0.0	15:01	0.0	0.0	-
15:02	0.0	0.0	15:02	0.0	0.0	-
15:03	0.0	0.0	15:03	0.0	0.0	-
15:04	0.0	0.0	15:04	0.0	0.0	-
15:05	0.0	0.0	15:05	0.0	0.0	-
15:06	0.0	0.0	15:06	0.0	0.0	-
15:07	0.0	0.0	15:07	0.0	0.0	-
15:08	0.0	0.0	15:08	0.0	0.0	-

SESI CONSULTING ENGINEERS

959 US-46 Floor 3, Suite 300 - Parsippany-Troy Hills, NJ

DAILY AIR MONITORING REPORT
150 Westchester Avenue
Port Chester, New York

11/09/2024

Rev. No. 0 | Page 1 of 2

Project Number: 11895A

Dust Action Level: 150 µg/m^3

VOC Action Level: 5 ppm

Weather Data Range for Work Day		Wind Direction	NNW	Relative Humidity (%)	25.0 - 52.0	Daily Rain Total (in)	0.00	Readings in the summary table and graphs below are the reported downwind concentrations.
Temperature (°F)	45.0 - 54.0	Wind Speed (MPH)	3.5 - 8.6	Barometer (inHg)	30.20 - 30.30	Avg. Dew Point Temp (°F)	23.7	

Station Location	Daily Avg. Dust Concentration (µg/m^3)	Max 15-Min Dust Concentration (µg/m^3)	Time of Max Dust Reading	Daily Avg. VOC Concentration (ppm)	Max 15-Min VOC Concentration (ppm)	Time of Max VOC Reading
Upwind	17.2	104.2	13:53	0.0	0.0	9:25
Downwind	8.0	41.9	9:38	0.0	0.0	9:28

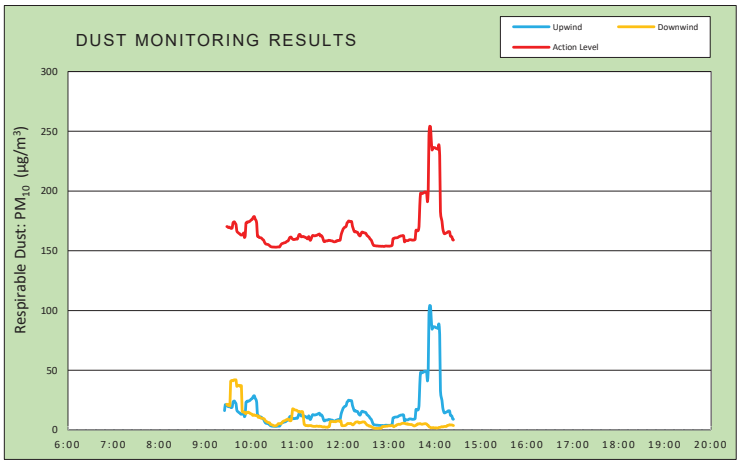

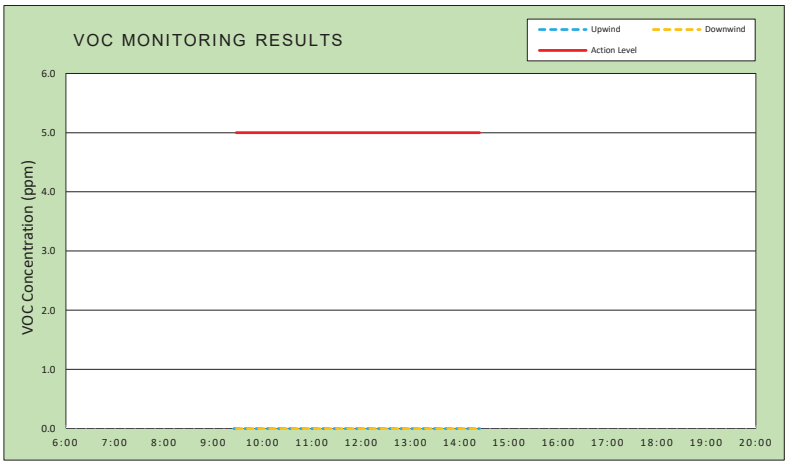

Air Monitoring Notes:

Weather Notes:

EMILCOTT
A Triumvirate Environmental Company

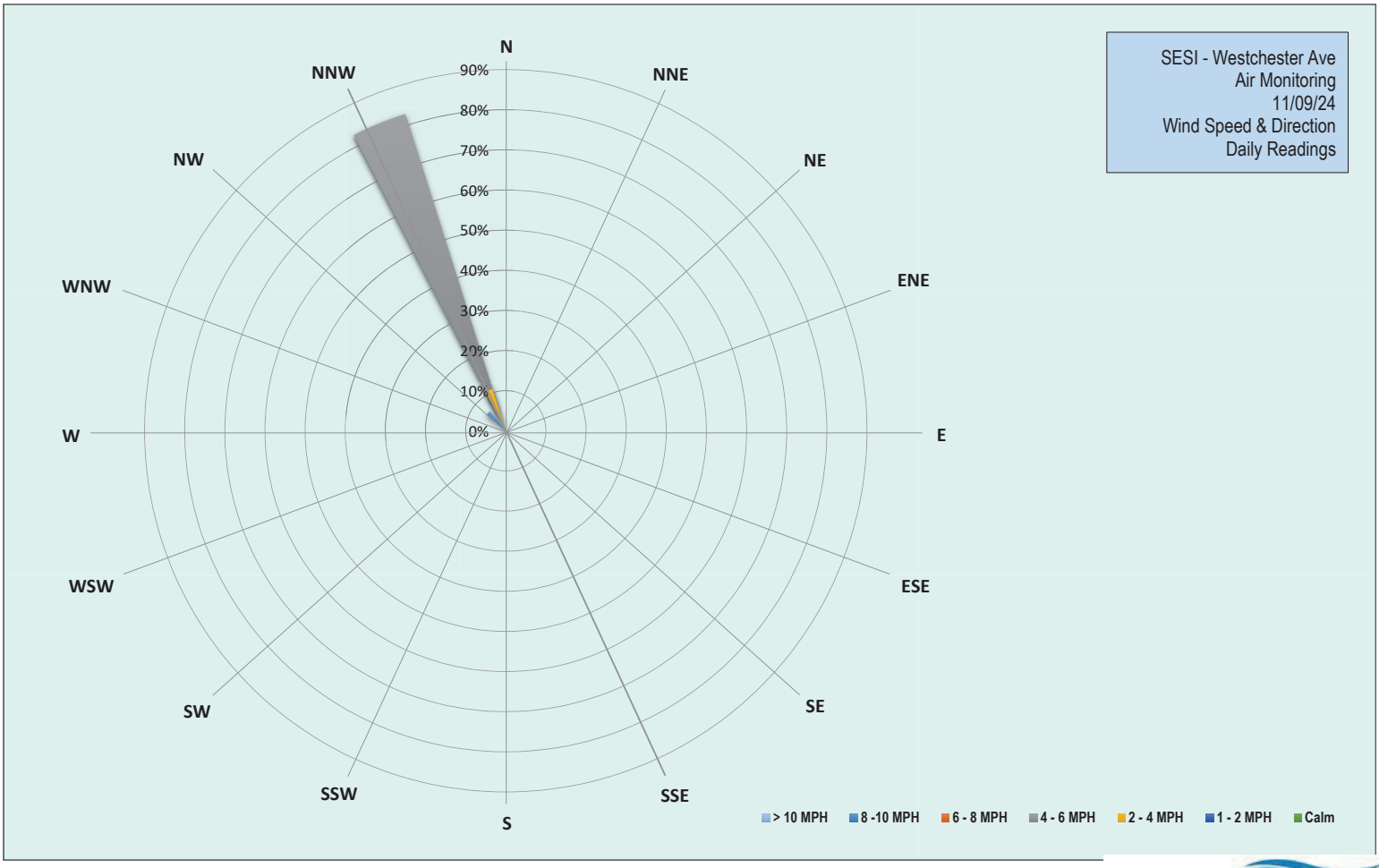

EMILCOTT
A Triumvirate Environmental Company

Grand Union Bowling Alley Site
BCP #360222
150 Westchester Avenue, Port Chester
November 9, 2024

Saturday, November 9, 2024						
Number of Instances Where Downwind Particulates Exceeds Upwind Particulate + 150 =						0
Number of Comparable Data Points =						297
Start Time:						9:10
End Time:						14:24
PARTICULATE DATA						
Upwind			Downwind			Exceeds Particulate Alarm Limit
Time	Concentration (ug/m^3)	15-Min Avg Concentration (ug/m^3)	Time	Concentration (ug/m^3)	15-Min Avg Concentration (ug/m^3)	
9:10	19.3	-	9:10	-	-	-
9:11	17.3	-	9:11	-	-	-
9:12	25.3	-	9:12	-	-	-
9:13	19.8	-	9:13	14.0	-	-
9:14	15.5	-	9:14	26.5	-	-
9:15	17.5	-	9:15	16.8	-	-
9:16	13.3	-	9:16	17.3	-	-
9:17	13.3	-	9:17	23.3	-	-
9:18	11.8	-	9:18	21.3	-	-
9:19	9.5	-	9:19	16.5	-	-
9:20	9.8	-	9:20	17.5	-	-
9:21	15.5	-	9:21	14.0	-	-
9:22	9.0	-	9:22	11.5	-	-
9:23	10.0	-	9:23	11.5	-	-
9:24	25.8	-	9:24	15.3	-	-
9:25	29.5	16.2	9:25	11.8	-	-
9:26	93.0	21.2	9:26	93.3	-	-
9:27	20.0	20.9	9:27	18.5	-	-
9:28	10.8	20.3	9:28	9.0	21.6	-
9:29	12.5	20.1	9:29	12.0	20.6	-
9:30	7.5	19.4	9:30	19.5	20.8	-
9:31	20.0	19.9	9:31	22.8	21.2	-
9:32	7.3	19.5	9:32	6.5	20.1	-
9:33	3.3	18.9	9:33	334.8	41.0	-
9:34	6.8	18.7	9:34	17.5	41.0	-
9:35	16.5	19.2	9:35	23.8	41.4	-
9:36	76.8	23.2	9:36	8.8	41.1	-
9:37	21.5	24.1	9:37	22.0	41.8	-
9:38	11.8	24.2	9:38	13.8	41.9	-
9:39	6.8	22.9	9:39	13.8	41.8	-
9:40	15.8	22.0	9:40	13.0	41.9	-
9:41	13.3	16.7	9:41	11.5	36.5	-
9:42	3.0	15.6	9:42	25.8	37.0	-
9:43	3.3	15.1	9:43	11.5	37.1	-
9:44	3.3	14.4	9:44	17.3	37.5	-
9:45	3.3	14.2	9:45	9.8	36.8	-
9:46	7.5	13.3	9:46	14.8	36.3	-
9:47	5.3	13.2	9:47	19.5	37.2	-
9:48	4.8	13.3	9:48	11.5	15.6	-
9:49	10.8	13.6	9:49	10.8	15.2	-
9:50	35.5	14.8	9:50	18.8	14.8	-

Grand Union Bowling Alley Site
BCP #360222
150 Westchester Avenue, Port Chester
November 9, 2024

PARTICULATE DATA						
Upwind			Downwind			Exceeds Particulate Alarm Limit
Time	Concentration (ug/m^3)	15-Min Avg Concentration (ug/m^3)	Time	Concentration (ug/m^3)	15-Min Avg Concentration (ug/m^3)	
9:51	20.3	11.1	9:51	9.5	14.9	-
9:52	42.5	12.5	9:52	8.8	14.0	-
9:53	174.3	23.3	9:53	8.3	13.6	-
9:54	9.3	23.5	9:54	30.0	14.7	-
9:55	27.8	24.3	9:55	9.3	14.5	-
9:56	9.3	24.0	9:56	19.3	15.0	-
9:57	8.3	24.3	9:57	17.0	14.4	-
9:58	7.5	24.6	9:58	8.8	14.2	-
9:59	13.5	25.3	9:59	7.8	13.6	-
10:00	13.5	26.0	10:00	7.8	13.4	-
10:01	10.0	26.2	10:01	7.0	12.9	-
10:02	24.8	27.5	10:02	7.5	12.1	-
10:03	19.8	28.5	10:03	18.5	12.6	-
10:04	12.3	28.6	10:04	11.3	12.6	-
10:05	4.8	26.5	10:05	11.3	12.1	-
10:06	5.8	25.5	10:06	9.0	12.1	-
10:07	5.0	23.0	10:07	6.3	11.9	-
10:08	10.8	12.1	10:08	10.3	12.1	-
10:09	11.0	12.3	10:09	7.0	10.5	-
10:10	12.5	11.2	10:10	23.3	11.5	-
10:11	5.8	11.0	10:11	7.0	10.6	-
10:12	6.8	10.9	10:12	8.3	10.1	-
10:13	4.8	10.7	10:13	4.8	9.8	-
10:14	3.3	10.0	10:14	10.0	9.9	-
10:15	3.3	9.4	10:15	5.3	9.8	-
10:16	3.5	8.9	10:16	2.0	9.4	-
10:17	2.8	7.5	10:17	3.5	9.2	-
10:18	2.5	6.3	10:18	1.5	8.0	-
10:19	2.3	5.6	10:19	1.5	7.4	-
10:20	2.8	5.5	10:20	5.5	7.0	-
10:21	3.0	5.3	10:21	1.3	6.5	-
10:22	3.3	5.2	10:22	3.5	6.3	-
10:23	3.3	4.7	10:23	7.0	6.1	-
10:24	3.3	4.2	10:24	4.8	5.9	-
10:25	3.3	3.6	10:25	5.3	4.7	-
10:26	2.8	3.4	10:26	2.8	4.5	-
10:27	3.8	3.2	10:27	4.5	4.2	-
10:28	4.5	3.2	10:28	2.5	4.1	-
10:29	2.5	3.1	10:29	2.5	3.6	-
10:30	3.0	3.1	10:30	2.3	3.4	-
10:31	2.5	3.0	10:31	4.3	3.5	-
10:32	2.8	3.0	10:32	4.5	3.6	-
10:33	2.8	3.0	10:33	5.0	3.8	-
10:34	3.8	3.1	10:34	8.3	4.3	-
10:35	4.0	3.2	10:35	19.8	5.2	-
10:36	2.8	3.2	10:36	2.5	5.3	-
10:37	4.0	3.3	10:37	4.3	5.3	-
10:38	20.5	4.4	10:38	3.5	5.1	-

Grand Union Bowling Alley Site
BCP #360222
150 Westchester Avenue, Port Chester
November 9, 2024

PARTICULATE DATA						
Upwind			Downwind			Exceeds Particulate Alarm Limit
Time	Concentration (ug/m^3)	15-Min Avg Concentration (ug/m^3)	Time	Concentration (ug/m^3)	15-Min Avg Concentration (ug/m^3)	
10:39	17.5	5.4	10:39	8.8	5.4	-
10:40	12.0	5.9	10:40	15.8	6.1	-
10:41	6.5	6.2	10:41	15.8	6.9	-
10:42	6.3	6.4	10:42	10.8	7.4	-
10:43	10.3	6.7	10:43	6.8	7.6	-
10:44	3.0	6.8	10:44	5.8	7.9	-
10:45	7.5	7.1	10:45	7.3	8.2	-
10:46	11.5	7.7	10:46	11.3	8.7	-
10:47	8.5	8.1	10:47	7.3	8.8	-
10:48	5.8	8.3	10:48	10.5	9.2	-
10:49	22.3	9.5	10:49	1.8	8.8	-
10:50	25.3	10.9	10:50	5.5	7.8	-
10:51	10.0	11.4	10:51	0.5	7.7	-
10:52	4.3	11.4	10:52	8.3	8.0	-
10:53	3.8	10.3	10:53	67.3	12.2	-
10:54	10.3	9.8	10:54	91.5	17.7	-
10:55	5.3	9.4	10:55	11.5	17.4	-
10:56	9.3	9.5	10:56	11.5	17.2	-
10:57	5.3	9.5	10:57	3.8	16.7	-
10:58	16.3	9.9	10:58	5.5	16.6	-
10:59	3.3	9.9	10:59	4.0	16.5	-
11:00	4.8	9.7	11:00	1.8	16.1	-
11:01	32.5	11.1	11:01	1.0	15.4	-
11:02	39.3	13.2	11:02	7.5	15.5	-
11:03	14.5	13.7	11:03	2.0	14.9	-
11:04	14.5	13.2	11:04	8.5	15.3	-
11:05	3.5	11.8	11:05	1.8	15.1	-
11:06	9.8	11.8	11:06	5.8	15.4	-
11:07	5.3	11.8	11:07	3.8	15.1	-
11:08	6.5	12.0	11:08	1.8	10.8	-
11:09	3.0	11.5	11:09	2.5	4.8	-
11:10	4.0	11.4	11:10	2.3	4.2	-
11:11	2.8	11.0	11:11	3.0	3.7	-
11:12	2.8	10.8	11:12	4.3	3.7	-
11:13	4.3	10.0	11:13	6.0	3.7	-
11:14	5.3	10.2	11:14	0.0	3.5	-
11:15	30.3	11.9	11:15	4.5	3.6	-
11:16	3.8	10.0	11:16	1.5	3.7	-
11:17	19.8	8.7	11:17	6.0	3.6	-
11:18	32.5	9.9	11:18	4.3	3.7	-
11:19	36.8	11.3	11:19	2.3	3.3	-
11:20	25.3	12.8	11:20	0.0	3.2	-
11:21	8.5	12.7	11:21	3.5	3.0	-
11:22	3.5	12.6	11:22	3.3	3.0	-
11:23	4.8	12.5	11:23	1.8	3.0	-
11:24	7.0	12.7	11:24	2.8	3.0	-
11:25	5.0	12.8	11:25	6.0	3.3	-
11:26	7.3	13.1	11:26	1.0	3.1	-

Grand Union Bowling Alley Site
BCP #360222
150 Westchester Avenue, Port Chester
November 9, 2024

PARTICULATE DATA						
Upwind			Downwind			Exceeds Particulate Alarm Limit
Time	Concentration (ug/m^3)	15-Min Avg Concentration (ug/m^3)	Time	Concentration (ug/m^3)	15-Min Avg Concentration (ug/m^3)	
11:27	8.8	13.5	11:27	4.0	3.1	-
11:28	5.3	13.6	11:28	2.8	2.9	-
11:29	12.5	14.1	11:29	4.3	3.2	-
11:30	4.8	12.4	11:30	1.8	3.0	-
11:31	9.8	12.8	11:31	1.5	3.0	-
11:32	13.8	12.4	11:32	2.3	2.8	-
11:33	15.0	11.2	11:33	1.5	2.6	-
11:34	6.8	9.2	11:34	0.5	2.5	-
11:35	2.8	7.7	11:35	3.5	2.7	-
11:36	8.0	7.7	11:36	1.0	2.5	-
11:37	12.3	8.2	11:37	0.8	2.4	-
11:38	5.8	8.3	11:38	1.5	2.3	-
11:39	5.8	8.2	11:39	2.5	2.3	-
11:40	8.8	8.5	11:40	5.3	2.3	-
11:41	12.5	8.8	11:41	10.5	2.9	-
11:42	5.0	8.6	11:42	4.5	2.9	-
11:43	6.3	8.6	11:43	63.0	7.0	-
11:44	8.3	8.4	11:44	5.8	7.1	-
11:45	3.8	8.3	11:45	1.8	7.1	-
11:46	8.0	8.2	11:46	2.3	7.1	-
11:47	6.8	7.7	11:47	1.0	7.0	-
11:48	12.3	7.5	11:48	0.0	6.9	-
11:49	6.3	7.5	11:49	2.3	7.0	-
11:50	6.5	7.7	11:50	0.5	6.8	-
11:51	16.5	8.3	11:51	6.0	7.2	-
11:52	9.0	8.1	11:52	3.8	7.4	-
11:53	14.5	8.7	11:53	4.5	7.6	-
11:54	5.0	8.6	11:54	2.8	7.6	-
11:55	12.0	8.8	11:55	0.0	7.2	-
11:56	12.3	8.8	11:56	11.8	7.3	-
11:57	60.3	12.5	11:57	10.3	7.7	-
11:58	42.3	14.9	11:58	4.3	3.8	-
11:59	33.8	16.6	11:59	3.0	3.6	-
12:00	29.3	18.3	12:00	1.3	3.6	-
12:01	18.5	19.0	12:01	3.3	3.6	-
12:02	18.3	19.8	12:02	1.5	3.7	-
12:03	14.5	19.9	12:03	2.5	3.8	-
12:04	17.8	20.7	12:04	9.5	4.3	-
12:05	45.8	23.3	12:05	10.0	5.0	-
12:06	24.5	23.8	12:06	13.3	5.4	-
12:07	25.8	25.0	12:07	2.5	5.4	-
12:08	10.3	24.7	12:08	4.5	5.4	-
12:09	5.0	24.7	12:09	2.8	5.4	-
12:10	8.3	24.4	12:10	2.8	5.5	-
12:11	13.0	24.5	12:11	2.0	4.9	-
12:12	5.0	20.8	12:12	2.5	4.4	-
12:13	11.5	18.7	12:13	3.0	4.3	-
12:14	4.3	16.8	12:14	14.0	5.0	-

Grand Union Bowling Alley Site
BCP #360222
150 Westchester Avenue, Port Chester
November 9, 2024

PARTICULATE DATA						
Upwind			Downwind			Exceeds Particulate Alarm Limit
Time	Concentration (ug/m^3)	15-Min Avg Concentration (ug/m^3)	Time	Concentration (ug/m^3)	15-Min Avg Concentration (ug/m^3)	
12:15	14.3	15.8	12:15	10.5	5.6	-
12:16	24.8	16.2	12:16	14.3	6.4	-
12:17	9.3	15.6	12:17	5.8	6.7	-
12:18	14.5	15.6	12:18	3.3	6.7	-
12:19	12.3	15.2	12:19	11.3	6.8	-
12:20	22.0	13.6	12:20	2.8	6.3	-
12:21	12.8	12.9	12:21	4.5	5.8	-
12:22	18.8	12.4	12:22	9.3	6.2	-
12:23	30.5	13.7	12:23	5.3	6.3	-
12:24	27.5	15.2	12:24	4.3	6.4	-
12:25	15.3	15.7	12:25	8.0	6.7	-
12:26	5.8	15.2	12:26	2.3	6.7	-
12:27	4.5	15.2	12:27	2.3	6.7	-
12:28	5.8	14.8	12:28	1.3	6.6	-
12:29	4.8	14.8	12:29	0.8	5.7	-
12:30	4.3	14.2	12:30	1.3	5.1	-
12:31	4.3	12.8	12:31	0.5	4.2	-
12:32	3.5	12.4	12:32	2.3	3.9	-
12:33	3.5	11.7	12:33	0.5	3.8	-
12:34	3.8	11.1	12:34	1.5	3.1	-
12:35	3.8	9.9	12:35	5.0	3.3	-
12:36	4.8	9.4	12:36	0.8	3.0	-
12:37	4.3	8.4	12:37	1.8	2.5	-
12:38	5.0	6.7	12:38	0.5	2.2	-
12:39	4.5	5.2	12:39	1.8	2.0	-
12:40	3.3	4.4	12:40	0.3	1.5	-
12:41	4.3	4.3	12:41	1.8	1.5	-
12:42	2.8	4.2	12:42	0.0	1.3	-
12:43	4.8	4.1	12:43	2.0	1.4	-
12:44	3.0	4.0	12:44	0.0	1.3	-
12:45	4.8	4.0	12:45	1.0	1.3	-
12:46	2.5	3.9	12:46	1.8	1.4	-
12:47	2.5	3.8	12:47	3.0	1.4	-
12:48	3.8	3.8	12:48	0.8	1.5	-
12:49	2.8	3.8	12:49	0.0	1.4	-
12:50	3.0	3.7	12:50	10.8	1.7	-
12:51	6.0	3.8	12:51	17.5	2.9	-
12:52	3.0	3.7	12:52	0.3	2.8	-
12:53	3.5	3.6	12:53	3.3	2.9	-
12:54	5.5	3.7	12:54	2.0	3.0	-
12:55	7.3	4.0	12:55	1.5	3.0	-
12:56	4.3	4.0	12:56	3.8	3.2	-
12:57	3.0	4.0	12:57	0.0	3.2	-
12:58	3.0	3.9	12:58	3.0	3.2	-
12:59	4.0	3.9	12:59	3.8	3.5	-
13:00	3.0	3.8	13:00	1.0	3.5	-
13:01	4.5	3.9	13:01	2.3	3.5	-
13:02	3.8	4.0	13:02	3.0	3.5	-

Grand Union Bowling Alley Site
BCP #360222
150 Westchester Avenue, Port Chester
November 9, 2024

PARTICULATE DATA						
Upwind			Downwind			Exceeds Particulate Alarm Limit
Time	Concentration (ug/m^3)	15-Min Avg Concentration (ug/m^3)	Time	Concentration (ug/m^3)	15-Min Avg Concentration (ug/m^3)	
13:03	6.0	4.2	13:03	2.5	3.6	-
13:04	11.5	4.8	13:04	1.8	3.8	-
13:05	81.3	10.0	13:05	5.5	3.4	-
13:06	10.5	10.3	13:06	6.3	2.7	-
13:07	8.8	10.7	13:07	7.0	3.1	-
13:08	5.3	10.8	13:08	9.0	3.5	-
13:09	6.5	10.8	13:09	3.8	3.6	-
13:10	8.0	10.9	13:10	12.3	4.3	-
13:11	5.8	11.0	13:11	5.8	4.5	-
13:12	9.0	11.4	13:12	4.0	4.7	-
13:13	10.3	11.9	13:13	4.0	4.8	-
13:14	6.8	12.1	13:14	1.5	4.6	-
13:15	8.5	12.4	13:15	5.8	5.0	-
13:16	5.0	12.5	13:16	5.8	5.2	-
13:17	6.0	12.6	13:17	8.3	5.5	-
13:18	8.3	12.8	13:18	3.8	5.6	-
13:19	5.3	12.3	13:19	0.8	5.6	-
13:20	7.8	7.4	13:20	5.0	5.5	-
13:21	19.3	8.0	13:21	3.0	5.3	-
13:22	16.3	8.5	13:22	4.0	5.1	-
13:23	4.8	8.5	13:23	5.8	4.9	-
13:24	6.3	8.5	13:24	9.0	5.2	-
13:25	9.8	8.6	13:25	4.5	4.7	-
13:26	13.3	9.1	13:26	5.0	4.7	-
13:27	11.5	9.3	13:27	3.3	4.6	-
13:28	9.5	9.2	13:28	2.5	4.5	-
13:29	5.8	9.1	13:29	2.5	4.6	-
13:30	4.8	8.9	13:30	1.3	4.3	-
13:31	5.8	8.9	13:31	0.8	4.0	-
13:32	5.8	8.9	13:32	1.3	3.5	-
13:33	10.8	9.1	13:33	2.5	3.4	-
13:34	13.8	9.7	13:34	3.3	3.6	-
13:35	121.0	17.2	13:35	13.5	4.1	-
13:36	19.3	17.2	13:36	3.5	4.2	-
13:37	8.0	16.7	13:37	17.0	5.0	-
13:38	9.8	17.0	13:38	6.0	5.1	-
13:39	54.5	20.2	13:39	8.0	5.0	-
13:40	268.0	37.4	13:40	10.5	5.4	-
13:41	174.5	48.2	13:41	0.8	5.1	-
13:42	9.5	48.0	13:42	0.3	4.9	-
13:43	6.3	47.8	13:43	0.3	4.8	-
13:44	11.0	48.2	13:44	5.3	4.9	-
13:45	8.0	48.4	13:45	3.3	5.1	-
13:46	15.3	49.0	13:46	2.0	5.2	-
13:47	8.0	49.2	13:47	3.5	5.3	-
13:48	8.8	49.0	13:48	0.3	5.2	-
13:49	10.0	48.8	13:49	0.0	4.9	-
13:50	4.0	41.0	13:50	0.0	4.0	-

Grand Union Bowling Alley Site
BCP #360222
150 Westchester Avenue, Port Chester
November 9, 2024

PARTICULATE DATA						
Upwind			Downwind			Exceeds Particulate Alarm Limit
Time	Concentration (ug/m^3)	15-Min Avg Concentration (ug/m^3)	Time	Concentration (ug/m^3)	15-Min Avg Concentration (ug/m^3)	
13:51	142.8	49.2	13:51	1.8	3.9	-
13:52	722.3	96.8	13:52	0.0	2.8	-
13:53	119.8	104.2	13:53	0.3	2.4	-
13:54	47.8	103.7	13:54	3.5	2.1	-
13:55	100.8	92.6	13:55	4.8	1.7	-
13:56	54.0	84.5	13:56	2.8	1.9	-
13:57	36.8	86.4	13:57	1.5	1.9	-
13:58	7.0	86.4	13:58	0.5	2.0	-
13:59	8.8	86.3	13:59	1.8	1.7	-
14:00	8.0	86.3	14:00	1.8	1.6	-
14:01	5.5	85.6	14:01	5.8	1.9	-
14:02	6.8	85.5	14:02	0.0	1.6	-
14:03	5.0	85.3	14:03	0.5	1.7	-
14:04	5.0	84.9	14:04	1.8	1.8	-
14:05	61.8	88.8	14:05	4.8	2.1	-
14:06	11.3	80.0	14:06	2.8	2.2	-
14:07	12.5	32.7	14:07	1.8	2.3	-
14:08	41.8	27.5	14:08	4.8	2.6	-
14:09	6.5	24.8	14:09	5.8	2.7	-
14:10	11.8	18.8	14:10	1.5	2.5	-
14:11	11.0	16.0	14:11	6.5	2.8	-
14:12	11.8	14.3	14:12	3.8	2.9	-
14:13	8.3	14.4	14:13	1.5	3.0	-
14:14	14.5	14.8	14:14	0.5	2.9	-
14:15	11.3	15.0	14:15	4.3	3.1	-
14:16	12.5	15.4	14:16	17.0	3.8	-
14:17	14.8	16.0	14:17	0.3	3.8	-
14:18	5.5	16.0	14:18	4.0	4.1	-
14:19	4.3	16.0	14:19	7.0	4.4	-
14:20	7.3	12.3	14:20	1.0	4.2	-
14:21	6.5	12.0	14:21	3.0	4.2	-
14:22	5.5	11.5	14:22	2.0	4.2	-
14:23	6.0	9.2	14:23	0.8	3.9	-
14:24	4.3	9.0	14:24	2.3	3.7	-

Grand Union Bowling Alley Site
BCP #360222
150 Westchester Avenue, Port Chester
November 9, 2024

Saturday, November 9, 2024						
					Number of Instances Where Downwind VOCs Exceeds Upwind VOCs + 5 =	0
					Number of Comparable Data Points =	297
					Start Time:	9:10
					End Time:	14:24
PID DATA						
Upwind			Downwind			
Time	Concentration (ppm)	15-Min Avg Concentration (ppm)	Time	Concentration (ppm)	15-Min Avg Concentration (ppm)	Exceeds VOC Alarm Limit
9:10	0.0	-	9:10	-	-	-
9:11	0.0	-	9:11	-	-	-
9:12	0.0	-	9:12	-	-	-
9:13	0.0	-	9:13	0.0	-	-
9:14	0.0	-	9:14	0.0	-	-
9:15	0.0	-	9:15	0.0	-	-
9:16	0.0	-	9:16	0.0	-	-
9:17	0.0	-	9:17	0.0	-	-
9:18	0.0	-	9:18	0.0	-	-
9:19	0.0	-	9:19	0.0	-	-
9:20	0.0	-	9:20	0.0	-	-
9:21	0.0	-	9:21	0.0	-	-
9:22	0.0	-	9:22	0.0	-	-
9:23	0.0	-	9:23	0.0	-	-
9:24	0.0	-	9:24	0.0	-	-
9:25	0.0	0.0	9:25	0.0	-	-
9:26	0.0	0.0	9:26	0.0	-	-
9:27	0.0	0.0	9:27	0.0	-	-
9:28	0.0	0.0	9:28	0.0	0.0	-
9:29	0.0	0.0	9:29	0.0	0.0	-
9:30	0.0	0.0	9:30	0.0	0.0	-
9:31	0.0	0.0	9:31	0.0	0.0	-
9:32	0.0	0.0	9:32	0.0	0.0	-
9:33	0.0	0.0	9:33	0.0	0.0	-
9:34	0.0	0.0	9:34	0.0	0.0	-
9:35	0.0	0.0	9:35	0.0	0.0	-
9:36	0.0	0.0	9:36	0.0	0.0	-
9:37	0.0	0.0	9:37	0.0	0.0	-
9:38	0.0	0.0	9:38	0.0	0.0	-
9:39	0.0	0.0	9:39	0.0	0.0	-
9:40	0.0	0.0	9:40	0.0	0.0	-
9:41	0.0	0.0	9:41	0.0	0.0	-
9:42	0.0	0.0	9:42	0.0	0.0	-
9:43	0.0	0.0	9:43	0.0	0.0	-
9:44	0.0	0.0	9:44	0.0	0.0	-
9:45	0.0	0.0	9:45	0.0	0.0	-
9:46	0.0	0.0	9:46	0.0	0.0	-
9:47	0.0	0.0	9:47	0.0	0.0	-
9:48	0.0	0.0	9:48	0.0	0.0	-
9:49	0.0	0.0	9:49	0.0	0.0	-
9:50	0.0	0.0	9:50	0.0	0.0	-
9:51	0.0	0.0	9:51	0.0	0.0	-

Grand Union Bowling Alley Site
BCP #360222
150 Westchester Avenue, Port Chester
November 9, 2024

PID DATA						
Upwind			Downwind			
Time	Concentration (ppm)	15-Min Avg Concentration (ppm)	Time	Concentration (ppm)	15-Min Avg Concentration (ppm)	Exceeds VOC Alarm Limit
9:52	0.0	0.0	9:52	0.0	0.0	-
9:53	0.0	0.0	9:53	0.0	0.0	-
9:54	0.0	0.0	9:54	0.0	0.0	-
9:55	0.0	0.0	9:55	0.0	0.0	-
9:56	0.0	0.0	9:56	0.0	0.0	-
9:57	0.0	0.0	9:57	0.0	0.0	-
9:58	0.0	0.0	9:58	0.0	0.0	-
9:59	0.0	0.0	9:59	0.0	0.0	-
10:00	0.0	0.0	10:00	0.0	0.0	-
10:01	0.0	0.0	10:01	0.0	0.0	-
10:02	0.0	0.0	10:02	0.0	0.0	-
10:03	0.0	0.0	10:03	0.0	0.0	-
10:04	0.0	0.0	10:04	0.0	0.0	-
10:05	0.0	0.0	10:05	0.0	0.0	-
10:06	0.0	0.0	10:06	0.0	0.0	-
10:07	0.0	0.0	10:07	0.0	0.0	-
10:08	0.0	0.0	10:08	0.0	0.0	-
10:09	0.0	0.0	10:09	0.0	0.0	-
10:10	0.0	0.0	10:10	0.0	0.0	-
10:11	0.0	0.0	10:11	0.0	0.0	-
10:12	0.0	0.0	10:12	0.0	0.0	-
10:13	0.0	0.0	10:13	0.0	0.0	-
10:14	0.0	0.0	10:14	0.0	0.0	-
10:15	0.0	0.0	10:15	0.0	0.0	-
10:16	0.0	0.0	10:16	0.0	0.0	-
10:17	0.0	0.0	10:17	0.0	0.0	-
10:18	0.0	0.0	10:18	0.0	0.0	-
10:19	0.0	0.0	10:19	0.0	0.0	-
10:20	0.0	0.0	10:20	0.0	0.0	-
10:21	0.0	0.0	10:21	0.0	0.0	-
10:22	0.0	0.0	10:22	0.0	0.0	-
10:23	0.0	0.0	10:23	0.0	0.0	-
10:24	0.0	0.0	10:24	0.0	0.0	-
10:25	0.0	0.0	10:25	0.0	0.0	-
10:26	0.0	0.0	10:26	0.0	0.0	-
10:27	0.0	0.0	10:27	0.0	0.0	-
10:28	0.0	0.0	10:28	0.0	0.0	-
10:29	0.0	0.0	10:29	0.0	0.0	-
10:30	0.0	0.0	10:30	0.0	0.0	-
10:31	0.0	0.0	10:31	0.0	0.0	-
10:32	0.0	0.0	10:32	0.0	0.0	-
10:33	0.0	0.0	10:33	0.0	0.0	-
10:34	0.0	0.0	10:34	0.0	0.0	-
10:35	0.0	0.0	10:35	0.0	0.0	-
10:36	0.0	0.0	10:36	0.0	0.0	-
10:37	0.0	0.0	10:37	0.0	0.0	-
10:38	0.0	0.0	10:38	0.0	0.0	-
10:39	0.0	0.0	10:39	0.0	0.0	-

Grand Union Bowling Alley Site
BCP #360222
150 Westchester Avenue, Port Chester
November 9, 2024

PID DATA						
Upwind			Downwind			
Time	Concentration (ppm)	15-Min Avg Concentration (ppm)	Time	Concentration (ppm)	15-Min Avg Concentration (ppm)	Exceeds VOC Alarm Limit
10:40	0.0	0.0	10:40	0.0	0.0	-
10:41	0.0	0.0	10:41	0.0	0.0	-
10:42	0.0	0.0	10:42	0.0	0.0	-
10:43	0.0	0.0	10:43	0.0	0.0	-
10:44	0.0	0.0	10:44	0.0	0.0	-
10:45	0.0	0.0	10:45	0.0	0.0	-
10:46	0.0	0.0	10:46	0.0	0.0	-
10:47	0.0	0.0	10:47	0.0	0.0	-
10:48	0.0	0.0	10:48	0.0	0.0	-
10:49	0.0	0.0	10:49	0.0	0.0	-
10:50	0.0	0.0	10:50	0.0	0.0	-
10:51	0.0	0.0	10:51	0.0	0.0	-
10:52	0.0	0.0	10:52	0.0	0.0	-
10:53	0.0	0.0	10:53	0.0	0.0	-
10:54	0.0	0.0	10:54	0.0	0.0	-
10:55	0.0	0.0	10:55	0.0	0.0	-
10:56	0.0	0.0	10:56	0.0	0.0	-
10:57	0.0	0.0	10:57	0.0	0.0	-
10:58	0.0	0.0	10:58	0.0	0.0	-
10:59	0.0	0.0	10:59	0.0	0.0	-
11:00	0.0	0.0	11:00	0.0	0.0	-
11:01	0.0	0.0	11:01	0.0	0.0	-
11:02	0.0	0.0	11:02	0.0	0.0	-
11:03	0.0	0.0	11:03	0.0	0.0	-
11:04	0.0	0.0	11:04	0.0	0.0	-
11:05	0.0	0.0	11:05	0.0	0.0	-
11:06	0.0	0.0	11:06	0.0	0.0	-
11:07	0.0	0.0	11:07	0.0	0.0	-
11:08	0.0	0.0	11:08	0.0	0.0	-
11:09	0.0	0.0	11:09	0.0	0.0	-
11:10	0.0	0.0	11:10	0.0	0.0	-
11:11	0.0	0.0	11:11	0.0	0.0	-
11:12	0.0	0.0	11:12	0.0	0.0	-
11:13	0.0	0.0	11:13	0.0	0.0	-
11:14	0.0	0.0	11:14	0.0	0.0	-
11:15	0.0	0.0	11:15	0.0	0.0	-
11:16	0.0	0.0	11:16	0.0	0.0	-
11:17	0.0	0.0	11:17	0.0	0.0	-
11:18	0.0	0.0	11:18	0.0	0.0	-
11:19	0.0	0.0	11:19	0.0	0.0	-
11:20	0.0	0.0	11:20	0.0	0.0	-
11:21	0.0	0.0	11:21	0.0	0.0	-
11:22	0.0	0.0	11:22	0.0	0.0	-
11:23	0.0	0.0	11:23	0.0	0.0	-
11:24	0.0	0.0	11:24	0.0	0.0	-
11:25	0.0	0.0	11:25	0.0	0.0	-
11:26	0.0	0.0	11:26	0.0	0.0	-
11:27	0.0	0.0	11:27	0.0	0.0	-

Grand Union Bowling Alley Site
BCP #360222
150 Westchester Avenue, Port Chester
November 9, 2024

PID DATA						
Upwind			Downwind			
Time	Concentration (ppm)	15-Min Avg Concentration (ppm)	Time	Concentration (ppm)	15-Min Avg Concentration (ppm)	Exceeds VOC Alarm Limit
11:28	0.0	0.0	11:28	0.0	0.0	-
11:29	0.0	0.0	11:29	0.0	0.0	-
11:30	0.0	0.0	11:30	0.0	0.0	-
11:31	0.0	0.0	11:31	0.0	0.0	-
11:32	0.0	0.0	11:32	0.0	0.0	-
11:33	0.0	0.0	11:33	0.0	0.0	-
11:34	0.0	0.0	11:34	0.0	0.0	-
11:35	0.0	0.0	11:35	0.0	0.0	-
11:36	0.0	0.0	11:36	0.0	0.0	-
11:37	0.0	0.0	11:37	0.0	0.0	-
11:38	0.0	0.0	11:38	0.0	0.0	-
11:39	0.0	0.0	11:39	0.0	0.0	-
11:40	0.0	0.0	11:40	0.0	0.0	-
11:41	0.0	0.0	11:41	0.0	0.0	-
11:42	0.0	0.0	11:42	0.0	0.0	-
11:43	0.0	0.0	11:43	0.0	0.0	-
11:44	0.0	0.0	11:44	0.0	0.0	-
11:45	0.0	0.0	11:45	0.0	0.0	-
11:46	0.0	0.0	11:46	0.0	0.0	-
11:47	0.0	0.0	11:47	0.0	0.0	-
11:48	0.0	0.0	11:48	0.0	0.0	-
11:49	0.0	0.0	11:49	0.0	0.0	-
11:50	0.0	0.0	11:50	0.0	0.0	-
11:51	0.0	0.0	11:51	0.0	0.0	-
11:52	0.0	0.0	11:52	0.0	0.0	-
11:53	0.0	0.0	11:53	0.0	0.0	-
11:54	0.0	0.0	11:54	0.0	0.0	-
11:55	0.0	0.0	11:55	0.0	0.0	-
11:56	0.0	0.0	11:56	0.0	0.0	-
11:57	0.0	0.0	11:57	0.0	0.0	-
11:58	0.0	0.0	11:58	0.0	0.0	-
11:59	0.0	0.0	11:59	0.0	0.0	-
12:00	0.0	0.0	12:00	0.0	0.0	-
12:01	0.0	0.0	12:01	0.0	0.0	-
12:02	0.0	0.0	12:02	0.0	0.0	-
12:03	0.0	0.0	12:03	0.0	0.0	-
12:04	0.0	0.0	12:04	0.0	0.0	-
12:05	0.0	0.0	12:05	0.0	0.0	-
12:06	0.0	0.0	12:06	0.0	0.0	-
12:07	0.0	0.0	12:07	0.0	0.0	-
12:08	0.0	0.0	12:08	0.0	0.0	-
12:09	0.0	0.0	12:09	0.0	0.0	-
12:10	0.0	0.0	12:10	0.0	0.0	-
12:11	0.0	0.0	12:11	0.0	0.0	-
12:12	0.0	0.0	12:12	0.0	0.0	-
12:13	0.0	0.0	12:13	0.0	0.0	-
12:14	0.0	0.0	12:14	0.0	0.0	-
12:15	0.0	0.0	12:15	0.0	0.0	-

Grand Union Bowling Alley Site
BCP #360222
150 Westchester Avenue, Port Chester
November 9, 2024

PID DATA						
Upwind			Downwind			
Time	Concentration (ppm)	15-Min Avg Concentration (ppm)	Time	Concentration (ppm)	15-Min Avg Concentration (ppm)	Exceeds VOC Alarm Limit
12:16	0.0	0.0	12:16	0.0	0.0	-
12:17	0.0	0.0	12:17	0.0	0.0	-
12:18	0.0	0.0	12:18	0.0	0.0	-
12:19	0.0	0.0	12:19	0.0	0.0	-
12:20	0.0	0.0	12:20	0.0	0.0	-
12:21	0.0	0.0	12:21	0.0	0.0	-
12:22	0.0	0.0	12:22	0.0	0.0	-
12:23	0.0	0.0	12:23	0.0	0.0	-
12:24	0.0	0.0	12:24	0.0	0.0	-
12:25	0.0	0.0	12:25	0.0	0.0	-
12:26	0.0	0.0	12:26	0.0	0.0	-
12:27	0.0	0.0	12:27	0.0	0.0	-
12:28	0.0	0.0	12:28	0.0	0.0	-
12:29	0.0	0.0	12:29	0.0	0.0	-
12:30	0.0	0.0	12:30	0.0	0.0	-
12:31	0.0	0.0	12:31	0.0	0.0	-
12:32	0.0	0.0	12:32	0.0	0.0	-
12:33	0.0	0.0	12:33	0.0	0.0	-
12:34	0.0	0.0	12:34	0.0	0.0	-
12:35	0.0	0.0	12:35	0.0	0.0	-
12:36	0.0	0.0	12:36	0.0	0.0	-
12:37	0.0	0.0	12:37	0.0	0.0	-
12:38	0.0	0.0	12:38	0.0	0.0	-
12:39	0.0	0.0	12:39	0.0	0.0	-
12:40	0.0	0.0	12:40	0.0	0.0	-
12:41	0.0	0.0	12:41	0.0	0.0	-
12:42	0.0	0.0	12:42	0.0	0.0	-
12:43	0.0	0.0	12:43	0.0	0.0	-
12:44	0.0	0.0	12:44	0.0	0.0	-
12:45	0.0	0.0	12:45	0.0	0.0	-
12:46	0.0	0.0	12:46	0.0	0.0	-
12:47	0.0	0.0	12:47	0.0	0.0	-
12:48	0.0	0.0	12:48	0.0	0.0	-
12:49	0.0	0.0	12:49	0.0	0.0	-
12:50	0.0	0.0	12:50	0.0	0.0	-
12:51	0.0	0.0	12:51	0.0	0.0	-
12:52	0.0	0.0	12:52	0.0	0.0	-
12:53	0.0	0.0	12:53	0.0	0.0	-
12:54	0.0	0.0	12:54	0.0	0.0	-
12:55	0.0	0.0	12:55	0.0	0.0	-
12:56	0.0	0.0	12:56	0.0	0.0	-
12:57	0.0	0.0	12:57	0.0	0.0	-
12:58	0.0	0.0	12:58	0.0	0.0	-
12:59	0.0	0.0	12:59	0.0	0.0	-
13:00	0.0	0.0	13:00	0.0	0.0	-
13:01	0.0	0.0	13:01	0.0	0.0	-
13:02	0.0	0.0	13:02	0.0	0.0	-
13:03	0.0	0.0	13:03	0.0	0.0	-

Grand Union Bowling Alley Site
BCP #360222
150 Westchester Avenue, Port Chester
November 9, 2024

PID DATA						
Upwind			Downwind			
Time	Concentration (ppm)	15-Min Avg Concentration (ppm)	Time	Concentration (ppm)	15-Min Avg Concentration (ppm)	Exceeds VOC Alarm Limit
13:04	0.0	0.0	13:04	0.0	0.0	-
13:05	0.0	0.0	13:05	0.0	0.0	-
13:06	0.0	0.0	13:06	0.0	0.0	-
13:07	0.0	0.0	13:07	0.0	0.0	-
13:08	0.0	0.0	13:08	0.0	0.0	-
13:09	0.0	0.0	13:09	0.0	0.0	-
13:10	0.0	0.0	13:10	0.0	0.0	-
13:11	0.0	0.0	13:11	0.0	0.0	-
13:12	0.0	0.0	13:12	0.0	0.0	-
13:13	0.0	0.0	13:13	0.0	0.0	-
13:14	0.0	0.0	13:14	0.0	0.0	-
13:15	0.0	0.0	13:15	0.0	0.0	-
13:16	0.0	0.0	13:16	0.0	0.0	-
13:17	0.0	0.0	13:17	0.0	0.0	-
13:18	0.0	0.0	13:18	0.0	0.0	-
13:19	0.0	0.0	13:19	0.0	0.0	-
13:20	0.0	0.0	13:20	0.0	0.0	-
13:21	0.0	0.0	13:21	0.0	0.0	-
13:22	0.0	0.0	13:22	0.0	0.0	-
13:23	0.0	0.0	13:23	0.0	0.0	-
13:24	0.0	0.0	13:24	0.0	0.0	-
13:25	0.0	0.0	13:25	0.0	0.0	-
13:26	0.0	0.0	13:26	0.0	0.0	-
13:27	0.0	0.0	13:27	0.0	0.0	-
13:28	0.0	0.0	13:28	0.0	0.0	-
13:29	0.0	0.0	13:29	0.0	0.0	-
13:30	0.0	0.0	13:30	0.0	0.0	-
13:31	0.0	0.0	13:31	0.0	0.0	-
13:32	0.0	0.0	13:32	0.0	0.0	-
13:33	0.0	0.0	13:33	0.0	0.0	-
13:34	0.0	0.0	13:34	0.0	0.0	-
13:35	0.0	0.0	13:35	0.0	0.0	-
13:36	0.0	0.0	13:36	0.0	0.0	-
13:37	0.0	0.0	13:37	0.0	0.0	-
13:38	0.0	0.0	13:38	0.0	0.0	-
13:39	0.0	0.0	13:39	0.0	0.0	-
13:40	0.0	0.0	13:40	0.0	0.0	-
13:41	0.0	0.0	13:41	0.0	0.0	-
13:42	0.0	0.0	13:42	0.0	0.0	-
13:43	0.0	0.0	13:43	0.0	0.0	-
13:44	0.0	0.0	13:44	0.0	0.0	-
13:45	0.0	0.0	13:45	0.0	0.0	-
13:46	0.0	0.0	13:46	0.0	0.0	-
13:47	0.0	0.0	13:47	0.0	0.0	-
13:48	0.0	0.0	13:48	0.0	0.0	-
13:49	0.0	0.0	13:49	0.0	0.0	-
13:50	0.0	0.0	13:50	0.0	0.0	-
13:51	0.0	0.0	13:51	0.0	0.0	-

Grand Union Bowling Alley Site
BCP #360222
150 Westchester Avenue, Port Chester
November 9, 2024

PID DATA						
Upwind			Downwind			
Time	Concentration (ppm)	15-Min Avg Concentration (ppm)	Time	Concentration (ppm)	15-Min Avg Concentration (ppm)	Exceeds VOC Alarm Limit
13:52	0.0	0.0	13:52	0.0	0.0	-
13:53	0.0	0.0	13:53	0.0	0.0	-
13:54	0.0	0.0	13:54	0.0	0.0	-
13:55	0.0	0.0	13:55	0.0	0.0	-
13:56	0.0	0.0	13:56	0.0	0.0	-
13:57	0.0	0.0	13:57	0.0	0.0	-
13:58	0.0	0.0	13:58	0.0	0.0	-
13:59	0.0	0.0	13:59	0.0	0.0	-
14:00	0.0	0.0	14:00	0.0	0.0	-
14:01	0.0	0.0	14:01	0.0	0.0	-
14:02	0.0	0.0	14:02	0.0	0.0	-
14:03	0.0	0.0	14:03	0.0	0.0	-
14:04	0.0	0.0	14:04	0.0	0.0	-
14:05	0.0	0.0	14:05	0.0	0.0	-
14:06	0.0	0.0	14:06	0.0	0.0	-
14:07	0.0	0.0	14:07	0.0	0.0	-
14:08	0.0	0.0	14:08	0.0	0.0	-
14:09	0.0	0.0	14:09	0.0	0.0	-
14:10	0.0	0.0	14:10	0.0	0.0	-
14:11	0.0	0.0	14:11	0.0	0.0	-
14:12	0.0	0.0	14:12	0.0	0.0	-
14:13	0.0	0.0	14:13	0.0	0.0	-
14:14	0.0	0.0	14:14	0.0	0.0	-
14:15	0.0	0.0	14:15	0.0	0.0	-
14:16	0.0	0.0	14:16	0.0	0.0	-
14:17	0.0	0.0	14:17	0.0	0.0	-
14:18	0.0	0.0	14:18	0.0	0.0	-
14:19	0.0	0.0	14:19	0.0	0.0	-
14:20	0.0	0.0	14:20	0.0	0.0	-
14:21	0.0	0.0	14:21	0.0	0.0	-
14:22	0.0	0.0	14:22	0.0	0.0	-
14:23	0.0	0.0	14:23	0.0	0.0	-
14:24	0.0	0.0	14:24	0.0	0.0	-

SESI CONSULTING ENGINEERS

959 US-46 Floor 3, Suite 300 - Parsippany-Troy Hills, NJ

DAILY AIR MONITORING REPORT
150 Westchester Avenue
Port Chester, New York

11/01/2024

Rev. No. 0 | Page 1 of 2

Project Number: 11895A

Dust Action Level: 150 µg/m^3

VOC Action Level: 5 ppm

Weather Data Range for Work Day		Wind Direction	SW	Relative Humidity (%)	31.0 - 75.0	Daily Rain Total (in)	0.03	Readings in the summary table and graphs below are the reported downwind concentrations.
Temperature (°F)	68.0 - 80.0	Wind Speed (MPH)	3.5 - 14.0	Barometer (inHg)	29.90 - 29.90	Avg. Dew Point Temp (°F)	57.0	

Station Location	Daily Avg. Dust Concentration (µg/m^3)	Max 15-Min Dust Concentration (µg/m^3)	Time of Max Dust Reading	Daily Avg. VOC Concentration (ppm)	Max 15-Min VOC Concentration (ppm)	Time of Max VOC Reading
Upwind	16.4	20.7	14:07	0.0	0.0	8:18
Downwind	12.7	21.3	14:09	0.0	0.0	8:19

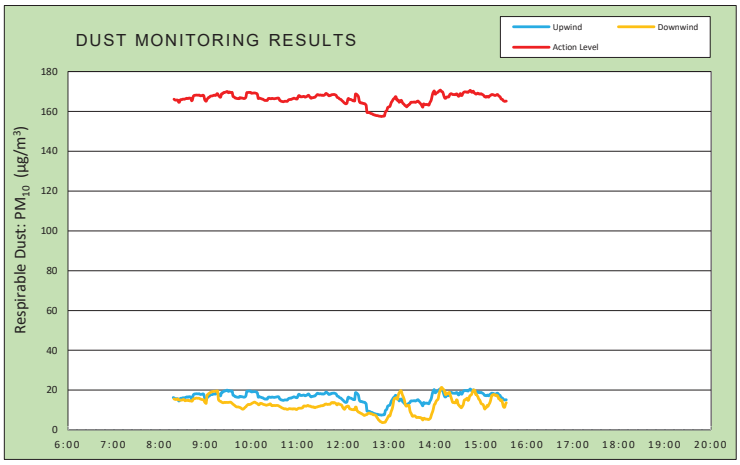

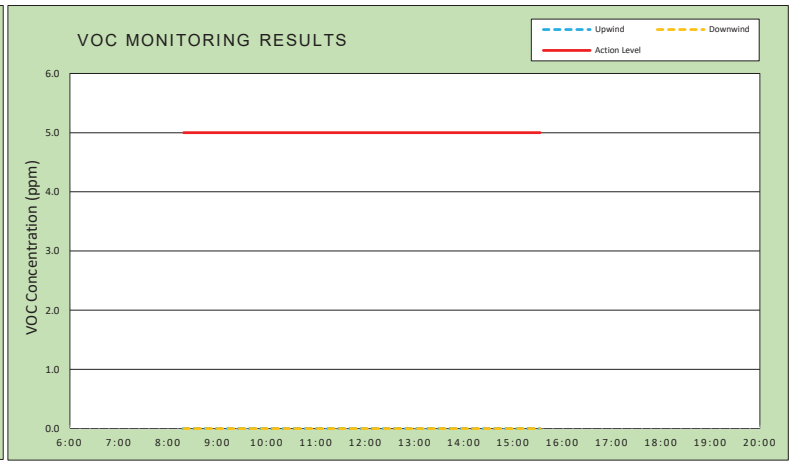

Air Monitoring Notes:

Weather Notes:

EMILCOTT
A Triumvirate Environmental Company

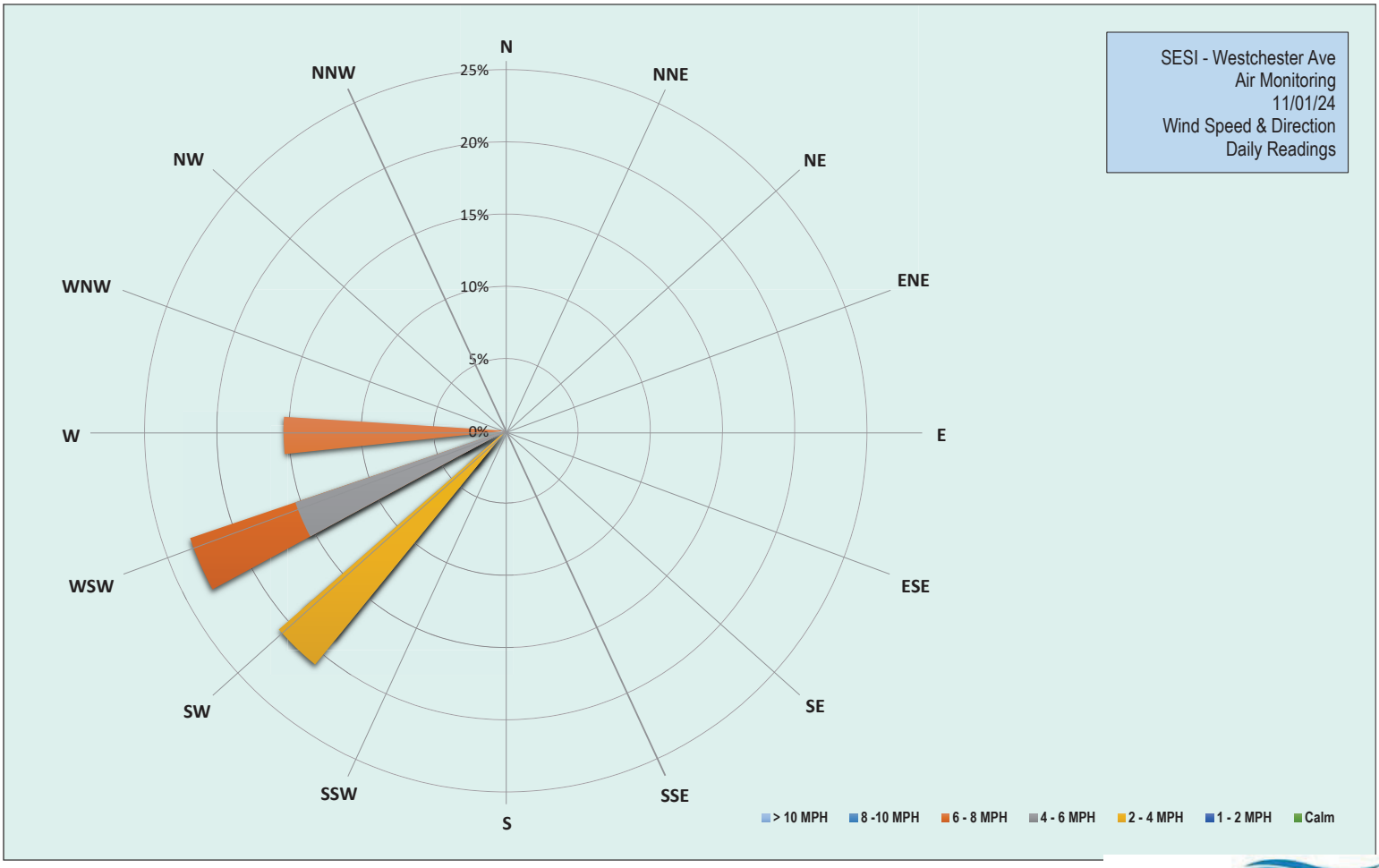

EMILCOTT
A Triumvirate Environmental Company

Grand Union Bowling Alley Site
BCP #360222
150 Westchester Avenue, Port Chester
November 1, 2024

Friday, November 1, 2024						
Number of Instances Where Downwind Particulates Exceeds Upwind Particulate + 150 =						0
Number of Comparable Data Points =						435
Start Time:						8:03
End Time:						15:33
PARTICULATE DATA						
Upwind			Downwind			Exceeds Particulate Alarm Limit
Time	Concentration (ug/m^3)	15-Min Avg Concentration (ug/m^3)	Time	Concentration (ug/m^3)	15-Min Avg Concentration (ug/m^3)	
8:03	14.0	-	8:03	-	-	-
8:04	16.0	-	8:04	17.3	-	-
8:05	18.5	-	8:05	15.8	-	-
8:06	15.8	-	8:06	16.4	-	-
8:07	16.8	-	8:07	14.4	-	-
8:08	14.8	-	8:08	14.2	-	-
8:09	15.3	-	8:09	15.2	-	-
8:10	28.3	-	8:10	20.8	-	-
8:11	15.3	-	8:11	16.0	-	-
8:12	15.3	-	8:12	15.4	-	-
8:13	13.0	-	8:13	14.8	-	-
8:14	15.5	-	8:14	14.2	-	-
8:15	14.0	-	8:15	13.0	-	-
8:16	14.8	-	8:16	12.8	-	-
8:17	16.8	-	8:17	14.2	-	-
8:18	14.5	16.3	8:18	21.8	-	-
8:19	13.5	16.1	8:19	15.0	15.6	-
8:20	14.0	15.8	8:20	13.2	15.4	-
8:21	13.3	15.7	8:21	14.8	15.3	-
8:22	17.5	15.7	8:22	15.0	15.4	-
8:23	14.8	15.7	8:23	15.0	15.4	-
8:24	13.8	15.6	8:24	18.4	15.6	-
8:25	14.3	14.7	8:25	14.2	15.2	-
8:26	14.3	14.6	8:26	13.6	15.0	-
8:27	31.5	15.7	8:27	15.4	15.0	-
8:28	16.5	15.9	8:28	14.2	15.0	-
8:29	14.8	15.9	8:29	14.0	15.0	-
8:30	17.0	16.1	8:30	14.8	15.1	-
8:31	16.3	16.2	8:31	15.8	15.3	-
8:32	16.0	16.1	8:32	14.2	15.3	-
8:33	15.0	16.2	8:33	13.2	14.7	-
8:34	16.8	16.4	8:34	14.8	14.7	-
8:35	15.5	16.5	8:35	15.0	14.8	-
8:36	15.5	16.6	8:36	14.6	14.8	-
8:37	14.3	16.4	8:37	15.4	14.8	-
8:38	17.8	16.6	8:38	16.8	15.0	-
8:39	15.3	16.7	8:39	13.6	14.6	-
8:40	13.3	16.6	8:40	14.2	14.6	-
8:41	12.3	16.5	8:41	13.0	14.6	-
8:42	14.0	15.3	8:42	13.0	14.4	-
8:43	22.5	15.7	8:43	17.2	14.6	-
8:44	39.5	17.4	8:44	25.6	15.4	-

Grand Union Bowling Alley Site
BCP #360222
150 Westchester Avenue, Port Chester
November 1, 2024

PARTICULATE DATA						
Upwind			Downwind			Exceeds Particulate Alarm Limit
Time	Concentration (ug/m^3)	15-Min Avg Concentration (ug/m^3)	Time	Concentration (ug/m^3)	15-Min Avg Concentration (ug/m^3)	
8:45	25.0	17.9	8:45	18.2	15.6	-
8:46	18.8	18.1	8:46	17.0	15.7	-
8:47	16.3	18.1	8:47	16.4	15.9	-
8:48	16.3	18.2	8:48	15.4	16.0	-
8:49	16.5	18.2	8:49	14.0	16.0	-
8:50	15.0	18.1	8:50	14.0	15.9	-
8:51	15.5	18.1	8:51	15.2	15.9	-
8:52	15.3	18.2	8:52	14.6	15.9	-
8:53	13.5	17.9	8:53	12.8	15.6	-
8:54	14.0	17.8	8:54	11.6	15.5	-
8:55	14.8	17.9	8:55	11.8	15.3	-
8:56	13.5	18.0	8:56	12.2	15.3	-
8:57	15.8	18.1	8:57	12.4	15.2	-
8:58	16.5	17.7	8:58	12.4	14.9	-
8:59	13.8	16.0	8:59	12.4	14.0	-
9:00	15.3	15.4	9:00	12.8	13.7	-
9:01	14.8	15.1	9:01	11.8	13.3	-
9:02	28.5	15.9	9:02	76.6	17.3	-
9:03	24.5	16.5	9:03	21.6	17.7	-
9:04	23.8	17.0	9:04	20.4	18.2	-
9:05	16.0	17.0	9:05	17.4	18.4	-
9:06	22.3	17.5	9:06	20.2	18.7	-
9:07	18.5	17.7	9:07	17.0	18.9	-
9:08	14.3	17.7	9:08	16.2	19.1	-
9:09	14.8	17.8	9:09	13.4	19.2	-
9:10	17.0	17.9	9:10	12.8	19.3	-
9:11	15.8	18.1	9:11	14.2	19.4	-
9:12	16.8	18.2	9:12	12.4	19.4	-
9:13	13.8	18.0	9:13	12.0	19.4	-
9:14	18.3	18.3	9:14	13.8	19.5	-
9:15	23.5	18.8	9:15	13.0	19.5	-
9:16	15.0	18.8	9:16	12.5	19.6	-
9:17	16.5	18.0	9:17	13.3	15.3	-
9:18	18.5	17.6	9:18	13.0	14.8	-
9:19	17.0	17.2	9:19	15.5	14.4	-
9:20	16.0	17.2	9:20	16.0	14.4	-
9:21	47.0	18.8	9:21	15.0	14.0	-
9:22	18.3	18.8	9:22	14.3	13.8	-
9:23	18.3	19.1	9:23	13.8	13.7	-
9:24	21.5	19.5	9:24	14.8	13.7	-
9:25	16.3	19.5	9:25	14.8	13.9	-
9:26	18.5	19.7	9:26	12.5	13.8	-
9:27	17.3	19.7	9:27	13.8	13.9	-
9:28	17.8	20.0	9:28	11.5	13.8	-
9:29	17.3	19.9	9:29	13.8	13.8	-
9:30	15.0	19.3	9:30	13.0	13.8	-
9:31	21.0	19.7	9:31	13.5	13.9	-
9:32	15.5	19.7	9:32	13.8	13.9	-

Grand Union Bowling Alley Site
BCP #360222
150 Westchester Avenue, Port Chester
November 1, 2024

PARTICULATE DATA						
Upwind			Downwind			Exceeds Particulate Alarm Limit
Time	Concentration (ug/m^3)	15-Min Avg Concentration (ug/m^3)	Time	Concentration (ug/m^3)	15-Min Avg Concentration (ug/m^3)	
9:33	16.0	19.5	9:33	13.5	14.0	-
9:34	16.3	19.5	9:34	11.5	13.7	-
9:35	17.3	19.5	9:35	10.8	13.3	-
9:36	17.3	17.6	9:36	9.5	13.0	-
9:37	14.5	17.3	9:37	9.8	12.7	-
9:38	14.8	17.1	9:38	9.5	12.4	-
9:39	15.5	16.7	9:39	9.5	12.0	-
9:40	16.5	16.7	9:40	10.5	11.8	-
9:41	15.8	16.5	9:41	9.8	11.6	-
9:42	16.3	16.4	9:42	13.8	11.6	-
9:43	17.8	16.4	9:43	11.3	11.6	-
9:44	17.0	16.4	9:44	11.8	11.4	-
9:45	22.5	16.9	9:45	11.3	11.3	-
9:46	16.8	16.6	9:46	10.8	11.1	-
9:47	17.0	16.7	9:47	9.3	10.8	-
9:48	15.3	16.7	9:48	9.3	10.5	-
9:49	14.8	16.6	9:49	10.0	10.4	-
9:50	15.5	16.5	9:50	13.8	10.6	-
9:51	17.5	16.5	9:51	15.0	11.0	-
9:52	17.5	16.7	9:52	16.0	11.4	-
9:53	23.8	17.3	9:53	13.5	11.7	-
9:54	47.5	19.4	9:54	17.5	12.2	-
9:55	16.8	19.4	9:55	15.0	12.5	-
9:56	16.5	19.5	9:56	14.8	12.9	-
9:57	17.5	19.6	9:57	11.8	12.7	-
9:58	17.0	19.5	9:58	12.8	12.8	-
9:59	17.3	19.5	9:59	13.3	12.9	-
10:00	16.3	19.1	10:00	15.0	13.2	-
10:01	17.5	19.2	10:01	14.5	13.4	-
10:02	17.0	19.2	10:02	12.3	13.6	-
10:03	16.3	19.2	10:03	12.0	13.8	-
10:04	15.0	19.3	10:04	12.8	14.0	-
10:05	15.0	19.2	10:05	12.0	13.9	-
10:06	15.5	19.1	10:06	11.0	13.6	-
10:07	15.8	19.0	10:07	13.0	13.4	-
10:08	16.5	18.5	10:08	10.5	13.2	-
10:09	17.0	16.5	10:09	11.3	12.8	-
10:10	19.8	16.7	10:10	12.5	12.6	-
10:11	16.3	16.6	10:11	21.3	13.1	-
10:12	15.3	16.5	10:12	16.8	13.4	-
10:13	15.3	16.4	10:13	11.5	13.3	-
10:14	14.5	16.2	10:14	12.0	13.2	-
10:15	15.8	16.2	10:15	11.3	13.0	-
10:16	13.0	15.9	10:16	12.8	12.9	-
10:17	14.0	15.7	10:17	10.0	12.7	-
10:18	13.5	15.5	10:18	11.0	12.6	-
10:19	16.5	15.6	10:19	10.3	12.5	-
10:20	13.8	15.5	10:20	11.3	12.4	-

Grand Union Bowling Alley Site
BCP #360222
150 Westchester Avenue, Port Chester
November 1, 2024

PARTICULATE DATA						
Upwind			Downwind			Exceeds Particulate Alarm Limit
Time	Concentration (ug/m^3)	15-Min Avg Concentration (ug/m^3)	Time	Concentration (ug/m^3)	15-Min Avg Concentration (ug/m^3)	
10:21	16.8	15.6	10:21	13.8	12.6	-
10:22	28.8	16.4	10:22	13.8	12.7	-
10:23	17.0	16.5	10:23	12.5	12.8	-
10:24	17.8	16.5	10:24	14.8	13.0	-
10:25	17.5	16.4	10:25	13.5	13.1	-
10:26	16.3	16.4	10:26	12.8	12.5	-
10:27	18.0	16.6	10:27	11.0	12.1	-
10:28	13.8	16.5	10:28	14.3	12.3	-
10:29	13.8	16.4	10:29	11.3	12.3	-
10:30	14.8	16.3	10:30	12.0	12.3	-
10:31	14.5	16.4	10:31	11.5	12.2	-
10:32	14.8	16.5	10:32	10.8	12.3	-
10:33	15.0	16.6	10:33	11.5	12.3	-
10:34	17.5	16.7	10:34	10.0	12.3	-
10:35	14.5	16.7	10:35	10.3	12.2	-
10:36	14.0	16.5	10:36	10.8	12.0	-
10:37	15.0	15.6	10:37	10.0	11.8	-
10:38	13.8	15.4	10:38	9.8	11.6	-
10:39	13.3	15.1	10:39	10.8	11.3	-
10:40	16.5	15.0	10:40	10.0	11.1	-
10:41	14.5	14.9	10:41	10.3	10.9	-
10:42	17.3	14.9	10:42	8.8	10.8	-
10:43	16.3	15.0	10:43	11.3	10.6	-
10:44	15.0	15.1	10:44	12.0	10.6	-
10:45	14.3	15.1	10:45	11.5	10.6	-
10:46	14.5	15.1	10:46	9.0	10.4	-
10:47	14.3	15.0	10:47	9.5	10.4	-
10:48	22.3	15.5	10:48	12.5	10.4	-
10:49	22.8	15.9	10:49	13.0	10.6	-
10:50	15.3	15.9	10:50	11.5	10.7	-
10:51	15.8	16.0	10:51	9.8	10.6	-
10:52	14.0	16.0	10:52	9.3	10.6	-
10:53	17.8	16.2	10:53	9.8	10.6	-
10:54	14.8	16.3	10:54	9.0	10.5	-
10:55	20.0	16.6	10:55	12.8	10.7	-
10:56	15.3	16.6	10:56	9.0	10.6	-
10:57	15.3	16.5	10:57	9.5	10.6	-
10:58	13.5	16.3	10:58	8.5	10.4	-
10:59	13.8	16.2	10:59	8.5	10.2	-
11:00	15.0	16.3	11:00	16.3	10.5	-
11:01	29.8	17.3	11:01	12.5	10.8	-
11:02	24.0	17.9	11:02	12.0	10.9	-
11:03	20.3	17.8	11:03	12.8	10.9	-
11:04	15.5	17.3	11:04	13.0	10.9	-
11:05	16.3	17.4	11:05	11.5	10.9	-
11:06	14.5	17.3	11:06	11.5	11.1	-
11:07	15.8	17.4	11:07	11.0	11.2	-
11:08	19.5	17.5	11:08	19.8	11.8	-

Grand Union Bowling Alley Site
BCP #360222
150 Westchester Avenue, Port Chester
November 1, 2024

PARTICULATE DATA						
Upwind			Downwind			Exceeds Particulate Alarm Limit
Time	Concentration (ug/m^3)	15-Min Avg Concentration (ug/m^3)	Time	Concentration (ug/m^3)	15-Min Avg Concentration (ug/m^3)	
11:09	14.0	17.5	11:09	12.5	12.1	-
11:10	15.0	17.2	11:10	11.3	12.0	-
11:11	17.0	17.3	11:11	9.3	12.0	-
11:12	16.8	17.4	11:12	9.0	12.0	-
11:13	18.3	17.7	11:13	12.0	12.2	-
11:14	18.5	18.0	11:14	10.8	12.3	-
11:15	16.0	18.1	11:15	12.0	12.1	-
11:16	20.3	17.4	11:16	10.8	11.9	-
11:17	17.5	17.0	11:17	12.8	12.0	-
11:18	14.0	16.6	11:18	9.0	11.7	-
11:19	19.5	16.9	11:19	10.3	11.6	-
11:20	16.3	16.9	11:20	12.5	11.6	-
11:21	15.5	16.9	11:21	8.8	11.4	-
11:22	18.3	17.1	11:22	12.5	11.5	-
11:23	19.3	17.1	11:23	14.5	11.2	-
11:24	20.5	17.5	11:24	15.5	11.4	-
11:25	21.3	17.9	11:25	12.8	11.5	-
11:26	24.0	18.4	11:26	10.3	11.6	-
11:27	17.0	18.4	11:27	11.5	11.7	-
11:28	15.5	18.2	11:28	13.5	11.8	-
11:29	17.5	18.2	11:29	12.3	11.9	-
11:30	17.8	18.3	11:30	12.8	12.0	-
11:31	18.8	18.2	11:31	14.3	12.2	-
11:32	15.8	18.1	11:32	12.0	12.2	-
11:33	16.0	18.2	11:33	9.5	12.2	-
11:34	17.0	18.0	11:34	14.0	12.4	-
11:35	17.8	18.1	11:35	11.8	12.4	-
11:36	19.3	18.4	11:36	16.3	12.9	-
11:37	25.8	18.9	11:37	13.8	13.0	-
11:38	21.8	19.0	11:38	15.8	13.1	-
11:39	13.8	18.6	11:39	12.3	12.8	-
11:40	19.5	18.5	11:40	12.5	12.8	-
11:41	15.3	17.9	11:41	11.8	12.9	-
11:42	16.8	17.9	11:42	11.0	12.9	-
11:43	19.8	18.2	11:43	14.3	12.9	-
11:44	16.3	18.1	11:44	20.0	13.5	-
11:45	22.5	18.4	11:45	17.3	13.8	-
11:46	19.5	18.4	11:46	13.3	13.7	-
11:47	16.0	18.5	11:47	8.8	13.5	-
11:48	17.0	18.5	11:48	14.5	13.8	-
11:49	15.0	18.4	11:49	11.0	13.6	-
11:50	15.8	18.3	11:50	9.0	13.4	-
11:51	14.5	17.9	11:51	9.5	13.0	-
11:52	13.3	17.1	11:52	7.8	12.6	-
11:53	19.0	16.9	11:53	25.0	13.2	-
11:54	11.3	16.8	11:54	12.0	13.2	-
11:55	13.0	16.3	11:55	9.3	13.0	-
11:56	12.3	16.1	11:56	9.5	12.8	-

Grand Union Bowling Alley Site
BCP #360222
150 Westchester Avenue, Port Chester
November 1, 2024

PARTICULATE DATA						
Upwind			Downwind			Exceeds Particulate Alarm Limit
Time	Concentration (ug/m^3)	15-Min Avg Concentration (ug/m^3)	Time	Concentration (ug/m^3)	15-Min Avg Concentration (ug/m^3)	
11:57	14.8	16.0	11:57	9.0	12.7	-
11:58	13.3	15.6	11:58	10.5	12.4	-
11:59	11.0	15.2	11:59	8.3	11.6	-
12:00	17.5	14.9	12:00	7.3	11.0	-
12:01	12.5	14.4	12:01	7.0	10.6	-
12:02	11.8	14.1	12:02	6.8	10.4	-
12:03	13.0	13.9	12:03	29.5	11.4	-
12:04	15.0	13.9	12:04	12.5	11.5	-
12:05	21.5	14.2	12:05	15.0	11.9	-
12:06	42.3	16.1	12:06	9.3	11.9	-
12:07	19.8	16.5	12:07	8.3	11.9	-
12:08	11.8	16.0	12:08	9.0	10.9	-
12:09	10.5	16.0	12:09	7.0	10.5	-
12:10	13.0	16.0	12:10	7.8	10.4	-
12:11	9.0	15.8	12:11	7.0	10.3	-
12:12	11.5	15.6	12:12	8.3	10.2	-
12:13	9.3	15.3	12:13	9.8	10.2	-
12:14	12.8	15.4	12:14	8.0	10.2	-
12:15	14.8	15.2	12:15	8.5	10.2	-
12:16	65.3	18.7	12:16	25.5	11.5	-
12:17	11.0	18.7	12:17	5.5	11.4	-
12:18	8.5	18.4	12:18	5.3	9.8	-
12:19	8.5	18.0	12:19	6.8	9.4	-
12:20	11.0	17.3	12:20	8.3	8.9	-
12:21	10.3	15.1	12:21	8.0	8.9	-
12:22	9.5	14.4	12:22	4.3	8.6	-
12:23	9.3	14.3	12:23	5.3	8.3	-
12:24	11.8	14.4	12:24	5.5	8.2	-
12:25	8.8	14.1	12:25	3.0	7.9	-
12:26	8.8	14.1	12:26	4.0	7.7	-
12:27	8.8	13.9	12:27	3.3	7.4	-
12:28	9.8	13.9	12:28	8.5	7.3	-
12:29	7.0	13.5	12:29	12.5	7.6	-
12:30	7.3	13.0	12:30	9.3	7.7	-
12:31	12.0	9.5	12:31	27.5	7.8	-
12:32	10.3	9.4	12:32	10.8	8.1	-
12:33	8.3	9.4	12:33	9.5	8.4	-
12:34	7.8	9.4	12:34	7.5	8.5	-
12:35	8.8	9.2	12:35	5.8	8.3	-
12:36	6.8	9.0	12:36	5.3	8.1	-
12:37	7.5	8.8	12:37	4.3	8.1	-
12:38	8.0	8.8	12:38	2.5	7.9	-
12:39	6.8	8.4	12:39	1.8	7.7	-
12:40	7.5	8.3	12:40	2.0	7.6	-
12:41	5.8	8.1	12:41	2.5	7.5	-
12:42	8.3	8.1	12:42	1.3	7.4	-
12:43	7.0	7.9	12:43	3.5	7.1	-
12:44	6.5	7.9	12:44	1.0	6.3	-

Grand Union Bowling Alley Site
BCP #360222
150 Westchester Avenue, Port Chester
November 1, 2024

PARTICULATE DATA						
Upwind			Downwind			Exceeds Particulate Alarm Limit
Time	Concentration (ug/m^3)	15-Min Avg Concentration (ug/m^3)	Time	Concentration (ug/m^3)	15-Min Avg Concentration (ug/m^3)	
12:45	7.0	7.9	12:45	2.5	5.8	-
12:46	9.8	7.7	12:46	17.0	5.1	-
12:47	8.8	7.6	12:47	6.5	4.9	-
12:48	7.8	7.6	12:48	1.8	4.3	-
12:49	7.0	7.5	12:49	5.0	4.2	-
12:50	7.0	7.4	12:50	2.3	3.9	-
12:51	8.8	7.6	12:51	1.8	3.7	-
12:52	8.0	7.6	12:52	4.5	3.7	-
12:53	8.5	7.6	12:53	3.3	3.8	-
12:54	9.5	7.8	12:54	3.0	3.9	-
12:55	35.5	9.7	12:55	3.8	4.0	-
12:56	12.0	10.1	12:56	14.3	4.8	-
12:57	14.0	10.5	12:57	9.5	5.3	-
12:58	28.0	11.9	12:58	15.5	6.1	-
12:59	10.8	12.2	12:59	11.8	6.8	-
13:00	9.5	12.3	13:00	9.8	7.3	-
13:01	12.8	12.5	13:01	13.5	7.1	-
13:02	24.8	13.6	13:02	27.0	8.4	-
13:03	23.5	14.6	13:03	19.8	9.6	-
13:04	14.3	15.1	13:04	19.8	10.6	-
13:05	18.3	15.9	13:05	29.0	12.4	-
13:06	16.0	16.4	13:06	36.5	14.7	-
13:07	11.3	16.6	13:07	21.0	15.8	-
13:08	19.8	17.3	13:08	5.5	16.0	-
13:09	9.0	17.3	13:09	5.0	16.1	-
13:10	11.5	15.7	13:10	4.5	16.2	-
13:11	12.0	15.7	13:11	3.5	15.4	-
13:12	14.0	15.7	13:12	41.5	17.6	-
13:13	11.5	14.6	13:13	30.8	18.6	-
13:14	16.3	15.0	13:14	20.5	19.2	-
13:15	16.0	15.4	13:15	18.8	19.8	-
13:16	15.5	15.6	13:16	7.8	19.4	-
13:17	12.0	14.7	13:17	5.3	17.9	-
13:18	12.5	14.0	13:18	6.3	17.0	-
13:19	11.3	13.8	13:19	5.5	16.1	-
13:20	10.3	13.3	13:20	10.5	14.9	-
13:21	10.0	12.9	13:21	10.0	13.1	-
13:22	9.8	12.8	13:22	5.3	12.0	-
13:23	12.0	12.2	13:23	4.8	12.0	-
13:24	19.8	13.0	13:24	8.0	12.2	-
13:25	12.8	13.0	13:25	4.3	12.2	-
13:26	19.3	13.5	13:26	6.5	12.4	-
13:27	16.0	13.7	13:27	5.5	10.0	-
13:28	23.0	14.4	13:28	12.5	8.8	-
13:29	19.0	14.6	13:29	11.5	8.2	-
13:30	15.8	14.6	13:30	3.3	7.1	-
13:31	15.8	14.6	13:31	3.5	6.8	-
13:32	12.8	14.7	13:32	8.8	7.1	-

Grand Union Bowling Alley Site
BCP #360222
150 Westchester Avenue, Port Chester
November 1, 2024

PARTICULATE DATA						
Upwind			Downwind			Exceeds Particulate Alarm Limit
Time	Concentration (ug/m^3)	15-Min Avg Concentration (ug/m^3)	Time	Concentration (ug/m^3)	15-Min Avg Concentration (ug/m^3)	
13:33	13.5	14.7	13:33	7.0	7.1	-
13:34	8.5	14.5	13:34	3.8	7.0	-
13:35	11.8	14.6	13:35	4.3	6.6	-
13:36	14.3	14.9	13:36	4.3	6.2	-
13:37	12.8	15.1	13:37	7.3	6.3	-
13:38	12.5	15.2	13:38	5.3	6.4	-
13:39	11.3	14.6	13:39	5.3	6.2	-
13:40	9.5	14.4	13:40	6.0	6.3	-
13:41	11.3	13.8	13:41	2.5	6.0	-
13:42	9.0	13.4	13:42	6.3	6.1	-
13:43	11.8	12.6	13:43	4.3	5.5	-
13:44	11.5	12.1	13:44	3.3	5.0	-
13:45	40.8	13.8	13:45	14.8	5.8	-
13:46	12.3	13.6	13:46	5.3	5.9	-
13:47	11.3	13.5	13:47	3.8	5.5	-
13:48	12.0	13.4	13:48	5.3	5.4	-
13:49	11.0	13.5	13:49	4.5	5.5	-
13:50	10.3	13.4	13:50	2.8	5.4	-
13:51	11.5	13.2	13:51	2.5	5.3	-
13:52	11.8	13.2	13:52	8.0	5.3	-
13:53	28.8	14.3	13:53	10.0	5.6	-
13:54	21.3	14.9	13:54	11.3	6.0	-
13:55	22.0	15.8	13:55	25.8	7.3	-
13:56	37.3	17.5	13:56	19.3	8.5	-
13:57	32.5	19.1	13:57	21.5	9.5	-
13:58	23.5	19.8	13:58	28.3	11.1	-
13:59	17.5	20.2	13:59	29.0	12.8	-
14:00	17.3	18.7	14:00	18.5	13.0	-
14:01	15.3	18.9	14:01	21.3	14.1	-
14:02	17.8	19.3	14:02	13.5	14.8	-
14:03	14.5	19.5	14:03	10.8	15.1	-
14:04	15.0	19.7	14:04	11.5	15.6	-
14:05	17.8	20.2	14:05	33.5	17.6	-
14:06	13.0	20.3	14:06	24.8	19.1	-
14:07	17.5	20.7	14:07	25.0	20.3	-
14:08	19.5	20.1	14:08	25.3	21.3	-
14:09	18.8	19.9	14:09	11.5	21.3	-
14:10	17.8	19.7	14:10	15.8	20.6	-
14:11	19.5	18.5	14:11	16.0	20.4	-
14:12	14.3	17.3	14:12	10.0	19.6	-
14:13	13.5	16.6	14:13	10.3	18.4	-
14:14	18.3	16.6	14:14	17.5	17.7	-
14:15	25.0	17.2	14:15	33.5	18.7	-
14:16	17.0	17.3	14:16	13.0	18.1	-
14:17	17.3	17.2	14:17	19.5	18.5	-
14:18	15.8	17.3	14:18	9.0	18.4	-
14:19	29.8	18.3	14:19	18.8	18.9	-
14:20	24.3	18.7	14:20	10.5	17.4	-

Grand Union Bowling Alley Site
BCP #360222
150 Westchester Avenue, Port Chester
November 1, 2024

PARTICULATE DATA						
Upwind			Downwind			Exceeds Particulate Alarm Limit
Time	Concentration (ug/m^3)	15-Min Avg Concentration (ug/m^3)	Time	Concentration (ug/m^3)	15-Min Avg Concentration (ug/m^3)	
14:21	15.3	18.9	14:21	7.3	16.2	-
14:22	15.0	18.7	14:22	6.5	15.0	-
14:23	15.8	18.5	14:23	8.0	13.8	-
14:24	18.5	18.5	14:24	12.5	13.9	-
14:25	18.5	18.5	14:25	14.0	13.8	-
14:26	17.3	18.4	14:26	13.8	13.6	-
14:27	17.0	18.5	14:27	15.0	13.9	-
14:28	18.0	18.8	14:28	28.0	15.1	-
14:29	13.8	18.5	14:29	12.8	14.8	-
14:30	14.3	17.8	14:30	5.3	12.9	-
14:31	13.3	17.6	14:31	7.3	12.5	-
14:32	27.0	18.2	14:32	10.3	11.9	-
14:33	27.0	19.0	14:33	6.5	11.8	-
14:34	18.5	18.2	14:34	9.5	11.1	-
14:35	20.3	18.0	14:35	15.3	11.5	-
14:36	27.8	18.8	14:36	17.0	12.1	-
14:37	24.5	19.4	14:37	19.0	12.9	-
14:38	20.0	19.7	14:38	36.8	14.9	-
14:39	20.3	19.8	14:39	17.0	15.2	-
14:40	17.8	19.8	14:40	17.8	15.4	-
14:41	16.0	19.7	14:41	17.5	15.7	-
14:42	18.5	19.8	14:42	19.8	16.0	-
14:43	14.0	19.5	14:43	11.0	14.8	-
14:44	19.8	19.9	14:44	19.0	15.3	-
14:45	19.3	20.3	14:45	28.3	16.8	-
14:46	18.3	20.6	14:46	15.3	17.3	-
14:47	19.3	20.1	14:47	13.5	17.5	-
14:48	19.3	19.6	14:48	16.0	18.2	-
14:49	24.0	19.9	14:49	25.5	19.2	-
14:50	23.5	20.1	14:50	26.8	20.0	-
14:51	16.3	19.4	14:51	18.3	20.1	-
14:52	20.5	19.1	14:52	14.5	19.8	-
14:53	14.8	18.8	14:53	7.8	17.9	-
14:54	19.8	18.7	14:54	19.0	18.0	-
14:55	22.0	19.0	14:55	5.5	17.2	-
14:56	18.5	19.2	14:56	9.3	16.6	-
14:57	12.8	18.8	14:57	3.8	15.6	-
14:58	13.8	18.8	14:58	5.8	15.2	-
14:59	18.3	18.7	14:59	7.3	14.4	-
15:00	22.8	18.9	15:00	12.5	13.4	-
15:01	14.5	18.7	15:01	10.8	13.1	-
15:02	16.0	18.4	15:02	10.8	12.9	-
15:03	15.8	18.2	15:03	11.0	12.6	-
15:04	16.8	17.7	15:04	7.8	11.4	-
15:05	16.8	17.3	15:05	13.3	10.5	-
15:06	17.5	17.4	15:06	30.3	11.3	-
15:07	17.5	17.2	15:07	14.8	11.3	-
15:08	20.3	17.5	15:08	23.5	12.3	-

Grand Union Bowling Alley Site
BCP #360222
150 Westchester Avenue, Port Chester
November 1, 2024

PARTICULATE DATA						
Upwind			Downwind			Exceeds Particulate Alarm Limit
Time	Concentration (ug/m^3)	15-Min Avg Concentration (ug/m^3)	Time	Concentration (ug/m^3)	15-Min Avg Concentration (ug/m^3)	
15:09	18.0	17.4	15:09	11.8	11.9	-
15:10	18.0	17.1	15:10	17.5	12.7	-
15:11	26.5	17.7	15:11	18.8	13.3	-
15:12	17.0	18.0	15:12	17.0	14.2	-
15:13	17.0	18.2	15:13	28.3	15.7	-
15:14	23.5	18.5	15:14	31.5	17.3	-
15:15	20.3	18.4	15:15	14.8	17.4	-
15:16	14.8	18.4	15:16	16.0	17.8	-
15:17	13.0	18.2	15:17	10.3	17.8	-
15:18	13.3	18.0	15:18	5.8	17.4	-
15:19	17.3	18.0	15:19	11.0	17.6	-
15:20	19.8	18.2	15:20	9.3	17.4	-
15:21	21.0	18.5	15:21	25.0	17.0	-
15:22	16.0	18.4	15:22	16.0	17.1	-
15:23	12.3	17.8	15:23	2.5	15.7	-
15:24	13.3	17.5	15:24	12.3	15.7	-
15:25	14.8	17.3	15:25	8.0	15.1	-
15:26	12.3	16.4	15:26	12.0	14.6	-
15:27	13.8	16.1	15:27	22.5	15.0	-
15:28	15.3	16.0	15:28	9.0	13.7	-
15:29	14.5	15.4	15:29	6.0	12.0	-
15:30	17.0	15.2	15:30	5.3	11.4	-
15:31	12.0	15.0	15:31	17.5	11.5	-
15:32	15.0	15.2	15:32	32.5	13.0	-
15:33	13.3	15.2	15:33	16.0	13.7	-

Grand Union Bowling Alley Site
BCP #360222
150 Westchester Avenue, Port Chester
November 1, 2024

Friday, November 1, 2024						
Number of Instances Where Downwind VOCs Exceeds Upwind VOCs + 5 =						0
Number of Comparable Data Points =						435
Start Time:						8:03
End Time:						15:33
PID DATA						
Upwind			Downwind			Exceeds VOC Alarm Limit
Time	Concentration (ppm)	15-Min Avg Concentration (ppm)	Time	Concentration (ppm)	15-Min Avg Concentration (ppm)	
8:03	0.0	-	8:03	-	-	-
8:04	0.0	-	8:04	0.0	-	-
8:05	0.0	-	8:05	0.0	-	-
8:06	0.0	-	8:06	0.0	-	-
8:07	0.0	-	8:07	0.0	-	-
8:08	0.0	-	8:08	0.0	-	-
8:09	0.0	-	8:09	0.0	-	-
8:10	0.0	-	8:10	0.0	-	-
8:11	0.0	-	8:11	0.0	-	-
8:12	0.0	-	8:12	0.0	-	-
8:13	0.0	-	8:13	0.0	-	-
8:14	0.0	-	8:14	0.0	-	-
8:15	0.0	-	8:15	0.0	-	-
8:16	0.0	-	8:16	0.0	-	-
8:17	0.0	-	8:17	0.0	-	-
8:18	0.0	0.0	8:18	0.0	-	-
8:19	0.0	0.0	8:19	0.0	0.0	-
8:20	0.0	0.0	8:20	0.0	0.0	-
8:21	0.0	0.0	8:21	0.0	0.0	-
8:22	0.0	0.0	8:22	0.0	0.0	-
8:23	0.0	0.0	8:23	0.0	0.0	-
8:24	0.0	0.0	8:24	0.0	0.0	-
8:25	0.0	0.0	8:25	0.0	0.0	-
8:26	0.0	0.0	8:26	0.0	0.0	-
8:27	0.0	0.0	8:27	0.0	0.0	-
8:28	0.0	0.0	8:28	0.0	0.0	-
8:29	0.0	0.0	8:29	0.0	0.0	-
8:30	0.0	0.0	8:30	0.0	0.0	-
8:31	0.0	0.0	8:31	0.0	0.0	-
8:32	0.0	0.0	8:32	0.0	0.0	-
8:33	0.0	0.0	8:33	0.0	0.0	-
8:34	0.0	0.0	8:34	0.0	0.0	-
8:35	0.0	0.0	8:35	0.0	0.0	-
8:36	0.0	0.0	8:36	0.0	0.0	-
8:37	0.0	0.0	8:37	0.0	0.0	-
8:38	0.0	0.0	8:38	0.0	0.0	-
8:39	0.0	0.0	8:39	0.0	0.0	-
8:40	0.0	0.0	8:40	0.0	0.0	-
8:41	0.0	0.0	8:41	0.0	0.0	-
8:42	0.0	0.0	8:42	0.0	0.0	-
8:43	0.0	0.0	8:43	0.0	0.0	-
8:44	0.0	0.0	8:44	0.0	0.0	-

Grand Union Bowling Alley Site
BCP #360222
150 Westchester Avenue, Port Chester
November 1, 2024

PID DATA						
Upwind			Downwind			
Time	Concentration (ppm)	15-Min Avg Concentration (ppm)	Time	Concentration (ppm)	15-Min Avg Concentration (ppm)	Exceeds VOC Alarm Limit
8:45	0.0	0.0	8:45	0.0	0.0	-
8:46	0.0	0.0	8:46	0.0	0.0	-
8:47	0.0	0.0	8:47	0.0	0.0	-
8:48	0.0	0.0	8:48	0.0	0.0	-
8:49	0.0	0.0	8:49	0.0	0.0	-
8:50	0.0	0.0	8:50	0.0	0.0	-
8:51	0.0	0.0	8:51	0.0	0.0	-
8:52	0.0	0.0	8:52	0.0	0.0	-
8:53	0.0	0.0	8:53	0.0	0.0	-
8:54	0.0	0.0	8:54	0.0	0.0	-
8:55	0.0	0.0	8:55	0.0	0.0	-
8:56	0.0	0.0	8:56	0.0	0.0	-
8:57	0.0	0.0	8:57	0.0	0.0	-
8:58	0.0	0.0	8:58	0.0	0.0	-
8:59	0.0	0.0	8:59	0.0	0.0	-
9:00	0.0	0.0	9:00	0.0	0.0	-
9:01	0.0	0.0	9:01	0.0	0.0	-
9:02	0.0	0.0	9:02	0.0	0.0	-
9:03	0.0	0.0	9:03	0.0	0.0	-
9:04	0.0	0.0	9:04	0.0	0.0	-
9:05	0.0	0.0	9:05	0.0	0.0	-
9:06	0.0	0.0	9:06	0.0	0.0	-
9:07	0.0	0.0	9:07	0.0	0.0	-
9:08	0.0	0.0	9:08	0.0	0.0	-
9:09	0.0	0.0	9:09	0.0	0.0	-
9:10	0.0	0.0	9:10	0.0	0.0	-
9:11	0.0	0.0	9:11	0.0	0.0	-
9:12	0.0	0.0	9:12	0.0	0.0	-
9:13	0.0	0.0	9:13	0.0	0.0	-
9:14	0.0	0.0	9:14	0.0	0.0	-
9:15	0.0	0.0	9:15	0.0	0.0	-
9:16	0.0	0.0	9:16	0.0	0.0	-
9:17	0.0	0.0	9:17	0.0	0.0	-
9:18	0.0	0.0	9:18	0.0	0.0	-
9:19	0.0	0.0	9:19	0.0	0.0	-
9:20	0.0	0.0	9:20	0.0	0.0	-
9:21	0.0	0.0	9:21	0.0	0.0	-
9:22	0.0	0.0	9:22	0.0	0.0	-
9:23	0.0	0.0	9:23	0.0	0.0	-
9:24	0.0	0.0	9:24	0.0	0.0	-
9:25	0.0	0.0	9:25	0.0	0.0	-
9:26	0.0	0.0	9:26	0.0	0.0	-
9:27	0.0	0.0	9:27	0.0	0.0	-
9:28	0.0	0.0	9:28	0.0	0.0	-
9:29	0.0	0.0	9:29	0.0	0.0	-
9:30	0.0	0.0	9:30	0.0	0.0	-
9:31	0.0	0.0	9:31	0.0	0.0	-
9:32	0.0	0.0	9:32	0.0	0.0	-

Grand Union Bowling Alley Site
BCP #360222
150 Westchester Avenue, Port Chester
November 1, 2024

PID DATA						
Upwind			Downwind			
Time	Concentration (ppm)	15-Min Avg Concentration (ppm)	Time	Concentration (ppm)	15-Min Avg Concentration (ppm)	Exceeds VOC Alarm Limit
9:33	0.0	0.0	9:33	0.0	0.0	-
9:34	0.0	0.0	9:34	0.0	0.0	-
9:35	0.0	0.0	9:35	0.0	0.0	-
9:36	0.0	0.0	9:36	0.0	0.0	-
9:37	0.0	0.0	9:37	0.0	0.0	-
9:38	0.0	0.0	9:38	0.0	0.0	-
9:39	0.0	0.0	9:39	0.0	0.0	-
9:40	0.0	0.0	9:40	0.0	0.0	-
9:41	0.0	0.0	9:41	0.0	0.0	-
9:42	0.0	0.0	9:42	0.0	0.0	-
9:43	0.0	0.0	9:43	0.0	0.0	-
9:44	0.0	0.0	9:44	0.0	0.0	-
9:45	0.0	0.0	9:45	0.0	0.0	-
9:46	0.0	0.0	9:46	0.0	0.0	-
9:47	0.0	0.0	9:47	0.0	0.0	-
9:48	0.0	0.0	9:48	0.0	0.0	-
9:49	0.0	0.0	9:49	0.0	0.0	-
9:50	0.0	0.0	9:50	0.0	0.0	-
9:51	0.0	0.0	9:51	0.0	0.0	-
9:52	0.0	0.0	9:52	0.0	0.0	-
9:53	0.0	0.0	9:53	0.0	0.0	-
9:54	0.0	0.0	9:54	0.0	0.0	-
9:55	0.0	0.0	9:55	0.0	0.0	-
9:56	0.0	0.0	9:56	0.0	0.0	-
9:57	0.0	0.0	9:57	0.0	0.0	-
9:58	0.0	0.0	9:58	0.0	0.0	-
9:59	0.0	0.0	9:59	0.0	0.0	-
10:00	0.0	0.0	10:00	0.0	0.0	-
10:01	0.0	0.0	10:01	0.0	0.0	-
10:02	0.0	0.0	10:02	0.0	0.0	-
10:03	0.0	0.0	10:03	0.0	0.0	-
10:04	0.0	0.0	10:04	0.0	0.0	-
10:05	0.0	0.0	10:05	0.0	0.0	-
10:06	0.0	0.0	10:06	0.0	0.0	-
10:07	0.0	0.0	10:07	0.0	0.0	-
10:08	0.0	0.0	10:08	0.0	0.0	-
10:09	0.0	0.0	10:09	0.0	0.0	-
10:10	0.0	0.0	10:10	0.0	0.0	-
10:11	0.0	0.0	10:11	0.0	0.0	-
10:12	0.0	0.0	10:12	0.0	0.0	-
10:13	0.0	0.0	10:13	0.0	0.0	-
10:14	0.0	0.0	10:14	0.0	0.0	-
10:15	0.0	0.0	10:15	0.0	0.0	-
10:16	0.0	0.0	10:16	0.0	0.0	-
10:17	0.0	0.0	10:17	0.0	0.0	-
10:18	0.0	0.0	10:18	0.0	0.0	-
10:19	0.0	0.0	10:19	0.0	0.0	-
10:20	0.0	0.0	10:20	0.0	0.0	-

Grand Union Bowling Alley Site
BCP #360222
150 Westchester Avenue, Port Chester
November 1, 2024

PID DATA						
Upwind			Downwind			
Time	Concentration (ppm)	15-Min Avg Concentration (ppm)	Time	Concentration (ppm)	15-Min Avg Concentration (ppm)	Exceeds VOC Alarm Limit
10:21	0.0	0.0	10:21	0.0	0.0	-
10:22	0.0	0.0	10:22	0.0	0.0	-
10:23	0.0	0.0	10:23	0.0	0.0	-
10:24	0.0	0.0	10:24	0.0	0.0	-
10:25	0.0	0.0	10:25	0.0	0.0	-
10:26	0.0	0.0	10:26	0.0	0.0	-
10:27	0.0	0.0	10:27	0.0	0.0	-
10:28	0.0	0.0	10:28	0.0	0.0	-
10:29	0.0	0.0	10:29	0.0	0.0	-
10:30	0.0	0.0	10:30	0.0	0.0	-
10:31	0.0	0.0	10:31	0.0	0.0	-
10:32	0.0	0.0	10:32	0.0	0.0	-
10:33	0.0	0.0	10:33	0.0	0.0	-
10:34	0.0	0.0	10:34	0.0	0.0	-
10:35	0.0	0.0	10:35	0.0	0.0	-
10:36	0.0	0.0	10:36	0.0	0.0	-
10:37	0.0	0.0	10:37	0.0	0.0	-
10:38	0.0	0.0	10:38	0.0	0.0	-
10:39	0.0	0.0	10:39	0.0	0.0	-
10:40	0.0	0.0	10:40	0.0	0.0	-
10:41	0.0	0.0	10:41	0.0	0.0	-
10:42	0.0	0.0	10:42	0.0	0.0	-
10:43	0.0	0.0	10:43	0.0	0.0	-
10:44	0.0	0.0	10:44	0.0	0.0	-
10:45	0.0	0.0	10:45	0.0	0.0	-
10:46	0.0	0.0	10:46	0.0	0.0	-
10:47	0.0	0.0	10:47	0.0	0.0	-
10:48	0.0	0.0	10:48	0.0	0.0	-
10:49	0.0	0.0	10:49	0.0	0.0	-
10:50	0.0	0.0	10:50	0.0	0.0	-
10:51	0.0	0.0	10:51	0.0	0.0	-
10:52	0.0	0.0	10:52	0.0	0.0	-
10:53	0.0	0.0	10:53	0.0	0.0	-
10:54	0.0	0.0	10:54	0.0	0.0	-
10:55	0.0	0.0	10:55	0.0	0.0	-
10:56	0.0	0.0	10:56	0.0	0.0	-
10:57	0.0	0.0	10:57	0.0	0.0	-
10:58	0.0	0.0	10:58	0.0	0.0	-
10:59	0.0	0.0	10:59	0.0	0.0	-
11:00	0.0	0.0	11:00	0.0	0.0	-
11:01	0.0	0.0	11:01	0.0	0.0	-
11:02	0.0	0.0	11:02	0.0	0.0	-
11:03	0.0	0.0	11:03	0.0	0.0	-
11:04	0.0	0.0	11:04	0.0	0.0	-
11:05	0.0	0.0	11:05	0.0	0.0	-
11:06	0.0	0.0	11:06	0.0	0.0	-
11:07	0.0	0.0	11:07	0.0	0.0	-
11:08	0.0	0.0	11:08	0.0	0.0	-

Grand Union Bowling Alley Site
BCP #360222
150 Westchester Avenue, Port Chester
November 1, 2024

PID DATA						
Upwind			Downwind			
Time	Concentration (ppm)	15-Min Avg Concentration (ppm)	Time	Concentration (ppm)	15-Min Avg Concentration (ppm)	Exceeds VOC Alarm Limit
11:09	0.0	0.0	11:09	0.0	0.0	-
11:10	0.0	0.0	11:10	0.0	0.0	-
11:11	0.0	0.0	11:11	0.0	0.0	-
11:12	0.0	0.0	11:12	0.0	0.0	-
11:13	0.0	0.0	11:13	0.0	0.0	-
11:14	0.0	0.0	11:14	0.0	0.0	-
11:15	0.0	0.0	11:15	0.0	0.0	-
11:16	0.0	0.0	11:16	0.0	0.0	-
11:17	0.0	0.0	11:17	0.0	0.0	-
11:18	0.0	0.0	11:18	0.0	0.0	-
11:19	0.0	0.0	11:19	0.0	0.0	-
11:20	0.0	0.0	11:20	0.0	0.0	-
11:21	0.0	0.0	11:21	0.0	0.0	-
11:22	0.0	0.0	11:22	0.0	0.0	-
11:23	0.0	0.0	11:23	0.0	0.0	-
11:24	0.0	0.0	11:24	0.0	0.0	-
11:25	0.0	0.0	11:25	0.0	0.0	-
11:26	0.0	0.0	11:26	0.0	0.0	-
11:27	0.0	0.0	11:27	0.0	0.0	-
11:28	0.0	0.0	11:28	0.0	0.0	-
11:29	0.0	0.0	11:29	0.0	0.0	-
11:30	0.0	0.0	11:30	0.0	0.0	-
11:31	0.0	0.0	11:31	0.0	0.0	-
11:32	0.0	0.0	11:32	0.0	0.0	-
11:33	0.0	0.0	11:33	0.0	0.0	-
11:34	0.0	0.0	11:34	0.0	0.0	-
11:35	0.0	0.0	11:35	0.0	0.0	-
11:36	0.0	0.0	11:36	0.0	0.0	-
11:37	0.0	0.0	11:37	0.0	0.0	-
11:38	0.0	0.0	11:38	0.0	0.0	-
11:39	0.0	0.0	11:39	0.0	0.0	-
11:40	0.0	0.0	11:40	0.0	0.0	-
11:41	0.0	0.0	11:41	0.0	0.0	-
11:42	0.0	0.0	11:42	0.0	0.0	-
11:43	0.0	0.0	11:43	0.0	0.0	-
11:44	0.0	0.0	11:44	0.0	0.0	-
11:45	0.0	0.0	11:45	0.0	0.0	-
11:46	0.0	0.0	11:46	0.0	0.0	-
11:47	0.0	0.0	11:47	0.0	0.0	-
11:48	0.0	0.0	11:48	0.0	0.0	-
11:49	0.0	0.0	11:49	0.0	0.0	-
11:50	0.0	0.0	11:50	0.0	0.0	-
11:51	0.0	0.0	11:51	0.0	0.0	-
11:52	0.0	0.0	11:52	0.0	0.0	-
11:53	0.0	0.0	11:53	0.0	0.0	-
11:54	0.0	0.0	11:54	0.0	0.0	-
11:55	0.0	0.0	11:55	0.0	0.0	-
11:56	0.0	0.0	11:56	0.0	0.0	-

Grand Union Bowling Alley Site
BCP #360222
150 Westchester Avenue, Port Chester
November 1, 2024

PID DATA						
Upwind			Downwind			
Time	Concentration (ppm)	15-Min Avg Concentration (ppm)	Time	Concentration (ppm)	15-Min Avg Concentration (ppm)	Exceeds VOC Alarm Limit
11:57	0.0	0.0	11:57	0.0	0.0	-
11:58	0.0	0.0	11:58	0.0	0.0	-
11:59	0.0	0.0	11:59	0.0	0.0	-
12:00	0.0	0.0	12:00	0.0	0.0	-
12:01	0.0	0.0	12:01	0.0	0.0	-
12:02	0.0	0.0	12:02	0.0	0.0	-
12:03	0.0	0.0	12:03	0.0	0.0	-
12:04	0.0	0.0	12:04	0.0	0.0	-
12:05	0.0	0.0	12:05	0.0	0.0	-
12:06	0.0	0.0	12:06	0.0	0.0	-
12:07	0.0	0.0	12:07	0.0	0.0	-
12:08	0.0	0.0	12:08	0.0	0.0	-
12:09	0.0	0.0	12:09	0.0	0.0	-
12:10	0.0	0.0	12:10	0.0	0.0	-
12:11	0.0	0.0	12:11	0.0	0.0	-
12:12	0.0	0.0	12:12	0.0	0.0	-
12:13	0.0	0.0	12:13	0.0	0.0	-
12:14	0.0	0.0	12:14	0.0	0.0	-
12:15	0.0	0.0	12:15	0.0	0.0	-
12:16	0.0	0.0	12:16	0.0	0.0	-
12:17	0.0	0.0	12:17	0.0	0.0	-
12:18	0.0	0.0	12:18	0.0	0.0	-
12:19	0.0	0.0	12:19	0.0	0.0	-
12:20	0.0	0.0	12:20	0.0	0.0	-
12:21	0.0	0.0	12:21	0.0	0.0	-
12:22	0.0	0.0	12:22	0.0	0.0	-
12:23	0.0	0.0	12:23	0.0	0.0	-
12:24	0.0	0.0	12:24	0.0	0.0	-
12:25	0.0	0.0	12:25	0.0	0.0	-
12:26	0.0	0.0	12:26	0.0	0.0	-
12:27	0.0	0.0	12:27	0.0	0.0	-
12:28	0.0	0.0	12:28	0.0	0.0	-
12:29	0.0	0.0	12:29	0.0	0.0	-
12:30	0.0	0.0	12:30	0.0	0.0	-
12:31	0.0	0.0	12:31	0.0	0.0	-
12:32	0.0	0.0	12:32	0.0	0.0	-
12:33	0.0	0.0	12:33	0.0	0.0	-
12:34	0.0	0.0	12:34	0.0	0.0	-
12:35	0.0	0.0	12:35	0.0	0.0	-
12:36	0.0	0.0	12:36	0.0	0.0	-
12:37	0.0	0.0	12:37	0.0	0.0	-
12:38	0.0	0.0	12:38	0.0	0.0	-
12:39	0.0	0.0	12:39	0.0	0.0	-
12:40	0.0	0.0	12:40	0.0	0.0	-
12:41	0.0	0.0	12:41	0.0	0.0	-
12:42	0.0	0.0	12:42	0.0	0.0	-
12:43	0.0	0.0	12:43	0.0	0.0	-
12:44	0.0	0.0	12:44	0.0	0.0	-

Grand Union Bowling Alley Site
BCP #360222
150 Westchester Avenue, Port Chester
November 1, 2024

PID DATA						
Upwind			Downwind			
Time	Concentration (ppm)	15-Min Avg Concentration (ppm)	Time	Concentration (ppm)	15-Min Avg Concentration (ppm)	Exceeds VOC Alarm Limit
12:45	0.0	0.0	12:45	0.0	0.0	-
12:46	0.0	0.0	12:46	0.0	0.0	-
12:47	0.0	0.0	12:47	0.0	0.0	-
12:48	0.0	0.0	12:48	0.0	0.0	-
12:49	0.0	0.0	12:49	0.0	0.0	-
12:50	0.0	0.0	12:50	0.0	0.0	-
12:51	0.0	0.0	12:51	0.0	0.0	-
12:52	0.0	0.0	12:52	0.0	0.0	-
12:53	0.0	0.0	12:53	0.0	0.0	-
12:54	0.0	0.0	12:54	0.0	0.0	-
12:55	0.0	0.0	12:55	0.0	0.0	-
12:56	0.0	0.0	12:56	0.0	0.0	-
12:57	0.0	0.0	12:57	0.0	0.0	-
12:58	0.0	0.0	12:58	0.0	0.0	-
12:59	0.0	0.0	12:59	0.0	0.0	-
13:00	0.0	0.0	13:00	0.0	0.0	-
13:01	0.0	0.0	13:01	0.0	0.0	-
13:02	0.0	0.0	13:02	0.0	0.0	-
13:03	0.0	0.0	13:03	0.0	0.0	-
13:04	0.0	0.0	13:04	0.0	0.0	-
13:05	0.0	0.0	13:05	0.0	0.0	-
13:06	0.0	0.0	13:06	0.0	0.0	-
13:07	0.0	0.0	13:07	0.0	0.0	-
13:08	0.0	0.0	13:08	0.0	0.0	-
13:09	0.0	0.0	13:09	0.0	0.0	-
13:10	0.0	0.0	13:10	0.0	0.0	-
13:11	0.0	0.0	13:11	0.0	0.0	-
13:12	0.0	0.0	13:12	0.0	0.0	-
13:13	0.0	0.0	13:13	0.0	0.0	-
13:14	0.0	0.0	13:14	0.0	0.0	-
13:15	0.0	0.0	13:15	0.0	0.0	-
13:16	0.0	0.0	13:16	0.0	0.0	-
13:17	0.0	0.0	13:17	0.0	0.0	-
13:18	0.0	0.0	13:18	0.0	0.0	-
13:19	0.0	0.0	13:19	0.0	0.0	-
13:20	0.0	0.0	13:20	0.0	0.0	-
13:21	0.0	0.0	13:21	0.0	0.0	-
13:22	0.0	0.0	13:22	0.0	0.0	-
13:23	0.0	0.0	13:23	0.0	0.0	-
13:24	0.0	0.0	13:24	0.0	0.0	-
13:25	0.0	0.0	13:25	0.0	0.0	-
13:26	0.0	0.0	13:26	0.0	0.0	-
13:27	0.0	0.0	13:27	0.0	0.0	-
13:28	0.0	0.0	13:28	0.0	0.0	-
13:29	0.0	0.0	13:29	0.0	0.0	-
13:30	0.0	0.0	13:30	0.0	0.0	-
13:31	0.0	0.0	13:31	0.0	0.0	-
13:32	0.0	0.0	13:32	0.0	0.0	-

Grand Union Bowling Alley Site
BCP #360222
150 Westchester Avenue, Port Chester
November 1, 2024

PID DATA						
Upwind			Downwind			
Time	Concentration (ppm)	15-Min Avg Concentration (ppm)	Time	Concentration (ppm)	15-Min Avg Concentration (ppm)	Exceeds VOC Alarm Limit
13:33	0.0	0.0	13:33	0.0	0.0	-
13:34	0.0	0.0	13:34	0.0	0.0	-
13:35	0.0	0.0	13:35	0.0	0.0	-
13:36	0.0	0.0	13:36	0.0	0.0	-
13:37	0.0	0.0	13:37	0.0	0.0	-
13:38	0.0	0.0	13:38	0.0	0.0	-
13:39	0.0	0.0	13:39	0.0	0.0	-
13:40	0.0	0.0	13:40	0.0	0.0	-
13:41	0.0	0.0	13:41	0.0	0.0	-
13:42	0.0	0.0	13:42	0.0	0.0	-
13:43	0.0	0.0	13:43	0.0	0.0	-
13:44	0.0	0.0	13:44	0.0	0.0	-
13:45	0.0	0.0	13:45	0.0	0.0	-
13:46	0.0	0.0	13:46	0.0	0.0	-
13:47	0.0	0.0	13:47	0.0	0.0	-
13:48	0.0	0.0	13:48	0.0	0.0	-
13:49	0.0	0.0	13:49	0.0	0.0	-
13:50	0.0	0.0	13:50	0.0	0.0	-
13:51	0.0	0.0	13:51	0.0	0.0	-
13:52	0.0	0.0	13:52	0.0	0.0	-
13:53	0.0	0.0	13:53	0.0	0.0	-
13:54	0.0	0.0	13:54	0.0	0.0	-
13:55	0.0	0.0	13:55	0.0	0.0	-
13:56	0.0	0.0	13:56	0.0	0.0	-
13:57	0.0	0.0	13:57	0.0	0.0	-
13:58	0.0	0.0	13:58	0.0	0.0	-
13:59	0.0	0.0	13:59	0.0	0.0	-
14:00	0.0	0.0	14:00	0.0	0.0	-
14:01	0.0	0.0	14:01	0.0	0.0	-
14:02	0.0	0.0	14:02	0.0	0.0	-
14:03	0.0	0.0	14:03	0.0	0.0	-
14:04	0.0	0.0	14:04	0.0	0.0	-
14:05	0.0	0.0	14:05	0.0	0.0	-
14:06	0.0	0.0	14:06	0.0	0.0	-
14:07	0.0	0.0	14:07	0.0	0.0	-
14:08	0.0	0.0	14:08	0.0	0.0	-
14:09	0.0	0.0	14:09	0.0	0.0	-
14:10	0.0	0.0	14:10	0.0	0.0	-
14:11	0.0	0.0	14:11	0.0	0.0	-
14:12	0.0	0.0	14:12	0.0	0.0	-
14:13	0.0	0.0	14:13	0.0	0.0	-
14:14	0.0	0.0	14:14	0.0	0.0	-
14:15	0.0	0.0	14:15	0.0	0.0	-
14:16	0.0	0.0	14:16	0.0	0.0	-
14:17	0.0	0.0	14:17	0.0	0.0	-
14:18	0.0	0.0	14:18	0.0	0.0	-
14:19	0.0	0.0	14:19	0.0	0.0	-
14:20	0.0	0.0	14:20	0.0	0.0	-

Grand Union Bowling Alley Site
BCP #360222
150 Westchester Avenue, Port Chester
November 1, 2024

PID DATA						
Upwind			Downwind			
Time	Concentration (ppm)	15-Min Avg Concentration (ppm)	Time	Concentration (ppm)	15-Min Avg Concentration (ppm)	Exceeds VOC Alarm Limit
14:21	0.0	0.0	14:21	0.0	0.0	-
14:22	0.0	0.0	14:22	0.0	0.0	-
14:23	0.0	0.0	14:23	0.0	0.0	-
14:24	0.0	0.0	14:24	0.0	0.0	-
14:25	0.0	0.0	14:25	0.0	0.0	-
14:26	0.0	0.0	14:26	0.0	0.0	-
14:27	0.0	0.0	14:27	0.0	0.0	-
14:28	0.0	0.0	14:28	0.0	0.0	-
14:29	0.0	0.0	14:29	0.0	0.0	-
14:30	0.0	0.0	14:30	0.0	0.0	-
14:31	0.0	0.0	14:31	0.0	0.0	-
14:32	0.0	0.0	14:32	0.0	0.0	-
14:33	0.0	0.0	14:33	0.0	0.0	-
14:34	0.0	0.0	14:34	0.0	0.0	-
14:35	0.0	0.0	14:35	0.0	0.0	-
14:36	0.0	0.0	14:36	0.0	0.0	-
14:37	0.0	0.0	14:37	0.0	0.0	-
14:38	0.0	0.0	14:38	0.0	0.0	-
14:39	0.0	0.0	14:39	0.0	0.0	-
14:40	0.0	0.0	14:40	0.0	0.0	-
14:41	0.0	0.0	14:41	0.0	0.0	-
14:42	0.0	0.0	14:42	0.0	0.0	-
14:43	0.0	0.0	14:43	0.0	0.0	-
14:44	0.0	0.0	14:44	0.0	0.0	-
14:45	0.0	0.0	14:45	0.0	0.0	-
14:46	0.0	0.0	14:46	0.0	0.0	-
14:47	0.0	0.0	14:47	0.0	0.0	-
14:48	0.0	0.0	14:48	0.0	0.0	-
14:49	0.0	0.0	14:49	0.0	0.0	-
14:50	0.0	0.0	14:50	0.0	0.0	-
14:51	0.0	0.0	14:51	0.0	0.0	-
14:52	0.0	0.0	14:52	0.0	0.0	-
14:53	0.0	0.0	14:53	0.0	0.0	-
14:54	0.0	0.0	14:54	0.0	0.0	-
14:55	0.0	0.0	14:55	0.0	0.0	-
14:56	0.0	0.0	14:56	0.0	0.0	-
14:57	0.0	0.0	14:57	0.0	0.0	-
14:58	0.0	0.0	14:58	0.0	0.0	-
14:59	0.0	0.0	14:59	0.0	0.0	-
15:00	0.0	0.0	15:00	0.0	0.0	-
15:01	0.0	0.0	15:01	0.0	0.0	-
15:02	0.0	0.0	15:02	0.0	0.0	-
15:03	0.0	0.0	15:03	0.0	0.0	-
15:04	0.0	0.0	15:04	0.0	0.0	-
15:05	0.0	0.0	15:05	0.0	0.0	-
15:06	0.0	0.0	15:06	0.0	0.0	-
15:07	0.0	0.0	15:07	0.0	0.0	-
15:08	0.0	0.0	15:08	0.0	0.0	-

Grand Union Bowling Alley Site
BCP #360222
150 Westchester Avenue, Port Chester
November 1, 2024

PID DATA						
Upwind			Downwind			
Time	Concentration (ppm)	15-Min Avg Concentration (ppm)	Time	Concentration (ppm)	15-Min Avg Concentration (ppm)	Exceeds VOC Alarm Limit
15:09	0.0	0.0	15:09	0.0	0.0	-
15:10	0.0	0.0	15:10	0.0	0.0	-
15:11	0.0	0.0	15:11	0.0	0.0	-
15:12	0.0	0.0	15:12	0.0	0.0	-
15:13	0.0	0.0	15:13	0.0	0.0	-
15:14	0.0	0.0	15:14	0.0	0.0	-
15:15	0.0	0.0	15:15	0.0	0.0	-
15:16	0.0	0.0	15:16	0.0	0.0	-
15:17	0.0	0.0	15:17	0.0	0.0	-
15:18	0.0	0.0	15:18	0.0	0.0	-
15:19	0.0	0.0	15:19	0.0	0.0	-
15:20	0.0	0.0	15:20	0.0	0.0	-
15:21	0.0	0.0	15:21	0.0	0.0	-
15:22	0.0	0.0	15:22	0.0	0.0	-
15:23	0.0	0.0	15:23	0.0	0.0	-
15:24	0.0	0.0	15:24	0.0	0.0	-
15:25	0.0	0.0	15:25	0.0	0.0	-
15:26	0.0	0.0	15:26	0.0	0.0	-
15:27	0.0	0.0	15:27	0.0	0.0	-
15:28	0.0	0.0	15:28	0.0	0.0	-
15:29	0.0	0.0	15:29	0.0	0.0	-
15:30	0.0	0.0	15:30	0.0	0.0	-
15:31	0.0	0.0	15:31	0.0	0.0	-
15:32	0.0	0.0	15:32	0.0	0.0	-
15:33	0.0	0.0	15:33	0.0	0.0	-

SESI CONSULTING ENGINEERS

959 US-46 Floor 3, Suite 300 - Parsippany-Troy Hills, NJ

DAILY AIR MONITORING REPORT
150 Westchester Avenue
Port Chester, New York

11/04/2024

Rev. No. 0 | Page 1 of 2

Project Number: 11895A

Dust Action Level: 150 µg/m^3

VOC Action Level: 5 ppm

Weather Data Range for Work Day		Wind Direction	SE	Relative Humidity (%)	47.0 - 73.0	Daily Rain Total (in)	0.00	Readings in the summary table and graphs below are the reported downwind concentrations.
Temperature (°F)	46.0 - 58.0	Wind Speed (MPH)	2.5 - 5.9	Barometer (inHg)	30.50 - 30.60	Avg. Dew Point Temp (°F)	40.7	

Station Location	Daily Avg. Dust Concentration (µg/m^3)	Max 15-Min Dust Concentration (µg/m^3)	Time of Max Dust Reading	Daily Avg. VOC Concentration (ppm)	Max 15-Min VOC Concentration (ppm)	Time of Max VOC Reading
Upwind	10.5	53.3	11:11	0.0	0.0	8:42
Downwind	8.6	15.0	10:19	0.0	0.0	8:42

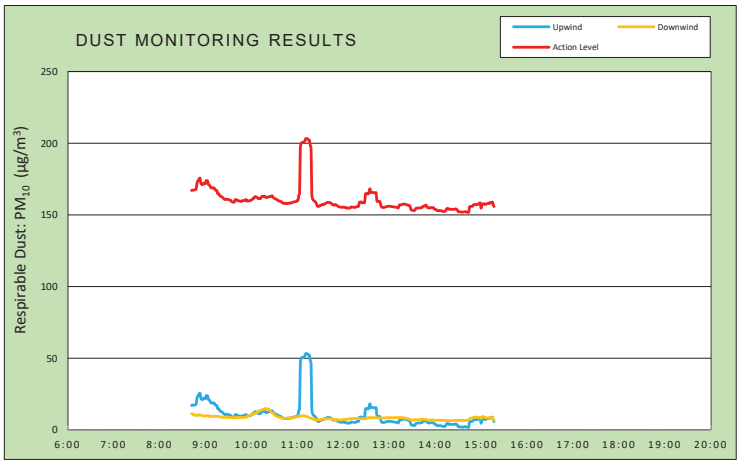

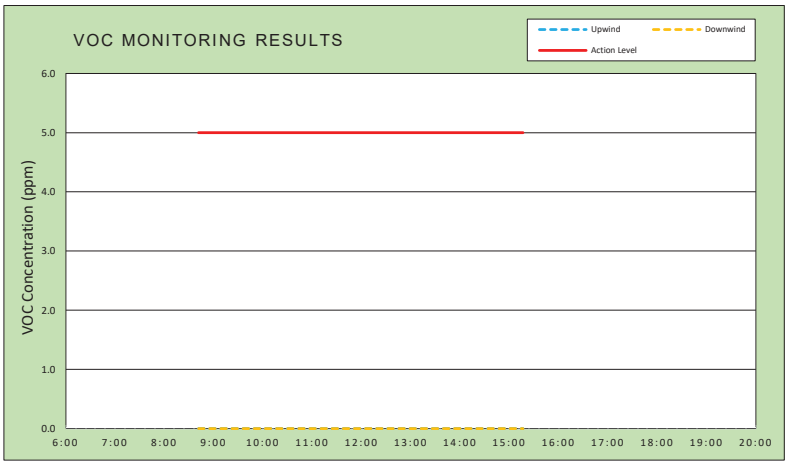

Air Monitoring Notes:

Weather Notes:

EMILCOTT
A Triumvirate Environmental Company

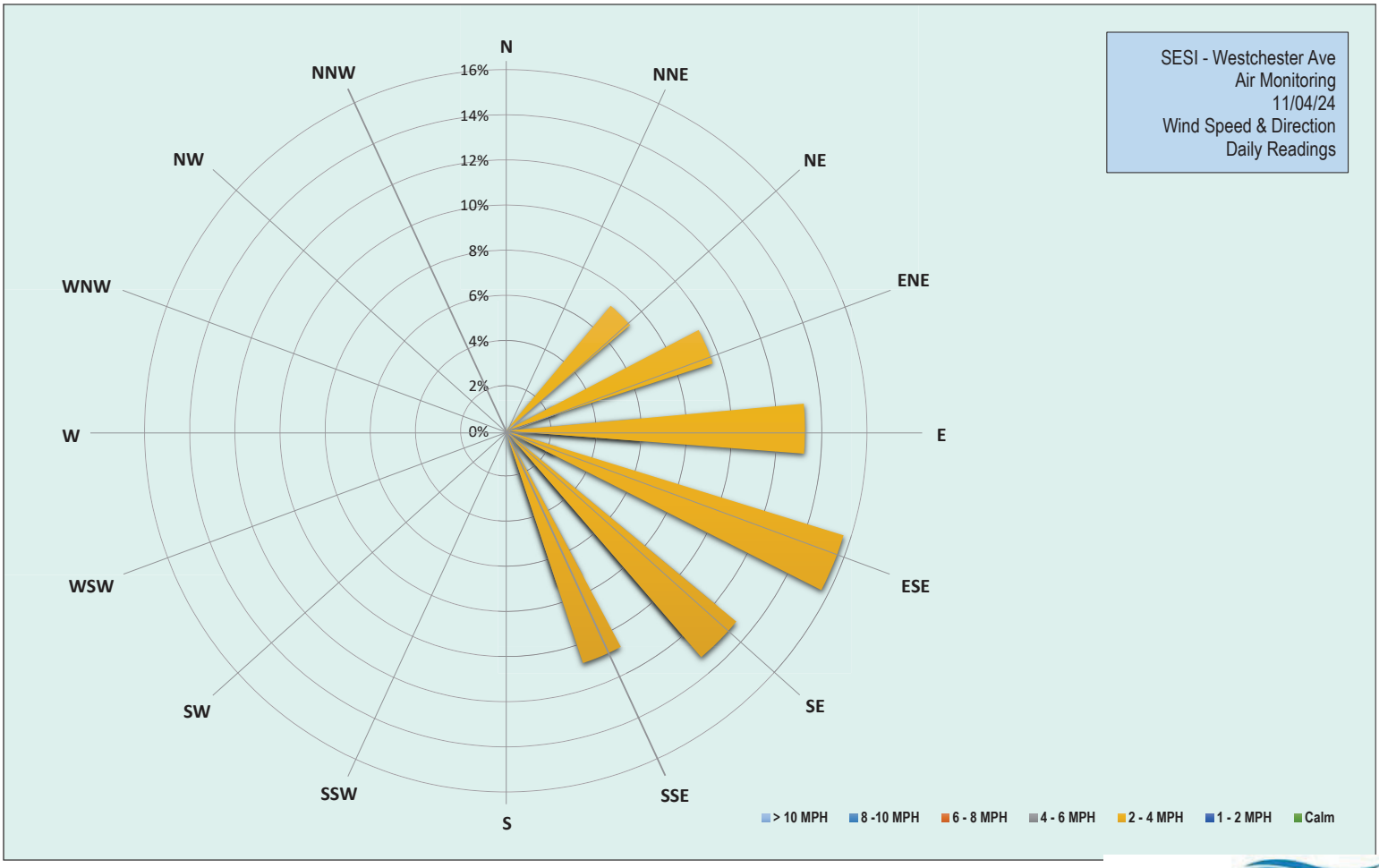

EMILCOTT
A Triumvirate Environmental Company

Grand Union Bowling Alley Site
BCP #360222
150 Westchester Avenue, Port Chester
November 4, 2024

Monday, November 4, 2024						
Number of Instances Where Downwind Particulates Exceeds Upwind Particulate + 150 =						0
Number of Comparable Data Points =						396
Start Time:						8:27
End Time:						15:17
PARTICULATE DATA						
Upwind			Downwind			Exceeds Particulate Alarm Limit
Time	Concentration (ug/m^3)	15-Min Avg Concentration (ug/m^3)	Time	Concentration (ug/m^3)	15-Min Avg Concentration (ug/m^3)	
8:27	11.0	-	8:27	11.0	-	-
8:28	8.5	-	8:28	8.5	-	-
8:29	17.5	-	8:29	17.5	-	-
8:30	15.3	-	8:30	15.3	-	-
8:31	11.8	-	8:31	11.8	-	-
8:32	10.0	-	8:32	10.0	-	-
8:33	8.8	-	8:33	8.8	-	-
8:34	14.0	-	8:34	14.0	-	-
8:35	0.0	-	8:35	11.0	-	-
8:36	12.4	-	8:36	12.5	-	-
8:37	16.8	-	8:37	8.0	-	-
8:38	13.8	-	8:38	8.5	-	-
8:39	68.0	-	8:39	13.0	-	-
8:40	28.8	-	8:40	11.8	-	-
8:41	16.2	-	8:41	11.0	-	-
8:42	13.8	17.0	8:42	7.5	11.3	-
8:43	14.0	17.4	8:43	9.8	11.4	-
8:44	16.2	17.3	8:44	9.0	10.8	-
8:45	15.2	17.3	8:45	10.8	10.5	-
8:46	13.6	17.4	8:46	9.8	10.4	-
8:47	12.2	17.6	8:47	10.0	10.4	-
8:48	18.0	18.2	8:48	10.5	10.5	-
8:49	72.0	22.1	8:49	7.8	10.1	-
8:50	23.8	23.7	8:50	16.8	10.4	-
8:51	23.0	24.4	8:51	9.8	10.3	-
8:52	31.0	25.3	8:52	11.8	10.5	-
8:53	19.4	25.7	8:53	8.8	10.5	-
8:54	17.2	22.3	8:54	9.8	10.3	-
8:55	15.4	21.4	8:55	10.3	10.2	-
8:56	11.4	21.1	8:56	7.5	10.0	-
8:57	22.8	21.7	8:57	7.8	10.0	-
8:58	22.6	22.3	8:58	8.5	9.9	-
8:59	12.4	22.0	8:59	7.5	9.8	-
9:00	11.0	21.7	9:00	9.3	9.7	-
9:01	46.3	23.9	9:01	11.3	9.8	-
9:02	12.8	23.9	9:02	10.3	9.8	-
9:03	14.0	23.7	9:03	11.5	9.9	-
9:04	35.5	21.2	9:04	10.0	10.0	-
9:05	18.3	20.9	9:05	8.8	9.5	-
9:06	13.0	20.2	9:06	9.5	9.5	-
9:07	14.8	19.1	9:07	11.3	9.5	-
9:08	13.8	18.7	9:08	10.3	9.6	-

Grand Union Bowling Alley Site
BCP #360222
150 Westchester Avenue, Port Chester
November 4, 2024

PARTICULATE DATA						
Upwind			Downwind			Exceeds Particulate Alarm Limit
Time	Concentration (ug/m^3)	15-Min Avg Concentration (ug/m^3)	Time	Concentration (ug/m^3)	15-Min Avg Concentration (ug/m^3)	
9:09	19.8	18.9	9:09	9.5	9.5	-
9:10	13.8	18.8	9:10	8.0	9.4	-
9:11	14.3	19.0	9:11	8.5	9.5	-
9:12	12.0	18.3	9:12	8.3	9.5	-
9:13	10.0	17.4	9:13	7.8	9.4	-
9:14	8.8	17.2	9:14	8.3	9.5	-
9:15	8.5	17.0	9:15	9.8	9.5	-
9:16	14.0	14.9	9:16	9.8	9.4	-
9:17	10.8	14.7	9:17	9.8	9.4	-
9:18	9.0	14.4	9:18	9.5	9.3	-
9:19	17.3	13.2	9:19	8.0	9.1	-
9:20	14.5	12.9	9:20	8.0	9.1	-
9:21	11.5	12.8	9:21	9.5	9.1	-
9:22	8.0	12.4	9:22	8.3	8.9	-
9:23	7.3	12.0	9:23	8.3	8.7	-
9:24	9.0	11.2	9:24	8.8	8.7	-
9:25	9.0	10.9	9:25	8.8	8.7	-
9:26	11.0	10.7	9:26	8.0	8.7	-
9:27	17.0	11.0	9:27	9.5	8.8	-
9:28	7.3	10.9	9:28	8.0	8.8	-
9:29	9.0	10.9	9:29	8.0	8.8	-
9:30	7.0	10.8	9:30	9.5	8.8	-
9:31	10.3	10.5	9:31	7.8	8.6	-
9:32	7.8	10.3	9:32	9.8	8.6	-
9:33	6.8	10.2	9:33	8.5	8.6	-
9:34	6.5	9.5	9:34	8.8	8.6	-
9:35	9.0	9.1	9:35	9.0	8.7	-
9:36	8.3	8.9	9:36	8.3	8.6	-
9:37	9.3	9.0	9:37	8.3	8.6	-
9:38	8.5	9.0	9:38	8.3	8.6	-
9:39	33.8	10.7	9:39	9.0	8.6	-
9:40	7.0	10.6	9:40	9.0	8.6	-
9:41	11.5	10.6	9:41	10.3	8.8	-
9:42	7.5	10.0	9:42	8.0	8.7	-
9:43	6.0	9.9	9:43	8.8	8.7	-
9:44	7.0	9.7	9:44	8.3	8.8	-
9:45	8.0	9.8	9:45	8.3	8.7	-
9:46	6.3	9.5	9:46	8.3	8.7	-
9:47	5.5	9.4	9:47	9.8	8.7	-
9:48	11.3	9.7	9:48	9.0	8.7	-
9:49	12.3	10.1	9:49	9.0	8.8	-
9:50	7.8	10.0	9:50	8.5	8.7	-
9:51	11.8	10.2	9:51	9.3	8.8	-
9:52	8.8	10.2	9:52	8.8	8.8	-
9:53	18.3	10.8	9:53	9.8	8.9	-
9:54	16.3	9.7	9:54	10.8	9.0	-
9:55	9.5	9.8	9:55	20.3	9.8	-
9:56	11.3	9.8	9:56	14.0	10.0	-
9:57	7.5	9.8	9:57	8.3	10.1	-

Grand Union Bowling Alley Site
BCP #360222
150 Westchester Avenue, Port Chester
November 4, 2024

PARTICULATE DATA						
Upwind			Downwind			Exceeds Particulate Alarm Limit
Time	Concentration (ug/m^3)	15-Min Avg Concentration (ug/m^3)	Time	Concentration (ug/m^3)	15-Min Avg Concentration (ug/m^3)	
9:58	7.3	9.9	9:58	10.5	10.2	-
9:59	10.8	10.2	9:59	11.0	10.4	-
10:00	11.0	10.4	10:00	16.8	10.9	-
10:01	13.5	10.8	10:01	10.3	11.1	-
10:02	14.0	11.4	10:02	10.0	11.1	-
10:03	11.8	11.4	10:03	10.0	11.1	-
10:04	25.5	12.3	10:04	12.3	11.4	-
10:05	15.3	12.8	10:05	14.0	11.7	-
10:06	7.3	12.5	10:06	14.3	12.1	-
10:07	7.8	12.5	10:07	10.0	12.1	-
10:08	9.5	11.9	10:08	13.0	12.4	-
10:09	9.3	11.4	10:09	23.5	13.2	-
10:10	12.0	11.6	10:10	15.5	12.9	-
10:11	8.5	11.4	10:11	21.8	13.4	-
10:12	8.5	11.5	10:12	12.8	13.7	-
10:13	20.8	12.4	10:13	13.3	13.9	-
10:14	19.3	12.9	10:14	11.3	13.9	-
10:15	12.3	13.0	10:15	21.8	14.2	-
10:16	11.5	12.9	10:16	12.8	14.4	-
10:17	16.3	13.0	10:17	9.8	14.4	-
10:18	9.8	12.9	10:18	16.8	14.8	-
10:19	14.5	12.2	10:19	14.0	15.0	-
10:20	14.0	12.1	10:20	12.0	14.8	-
10:21	12.5	12.4	10:21	11.5	14.6	-
10:22	9.5	12.5	10:22	10.5	14.7	-
10:23	11.8	12.7	10:23	10.0	14.5	-
10:24	10.5	12.8	10:24	11.8	13.7	-
10:25	14.8	13.0	10:25	8.3	13.2	-
10:26	6.5	12.8	10:26	10.0	12.4	-
10:27	17.0	13.4	10:27	7.5	12.1	-
10:28	9.5	12.6	10:28	9.5	11.8	-
10:29	9.0	12.0	10:29	7.5	11.6	-
10:30	8.0	11.7	10:30	7.0	10.6	-
10:31	5.8	11.3	10:31	8.0	10.3	-
10:32	12.5	11.0	10:32	7.8	10.1	-
10:33	6.8	10.8	10:33	8.0	9.6	-
10:34	9.0	10.5	10:34	10.0	9.3	-
10:35	7.5	10.0	10:35	9.0	9.1	-
10:36	6.8	9.7	10:36	7.8	8.8	-
10:37	11.0	9.8	10:37	9.3	8.8	-
10:38	7.8	9.5	10:38	9.0	8.7	-
10:39	6.5	9.2	10:39	7.8	8.4	-
10:40	5.3	8.6	10:40	8.8	8.5	-
10:41	7.0	8.6	10:41	7.8	8.3	-
10:42	7.8	8.0	10:42	7.0	8.3	-
10:43	10.3	8.1	10:43	6.5	8.1	-
10:44	8.3	8.0	10:44	7.0	8.0	-
10:45	7.3	8.0	10:45	8.0	8.1	-
10:46	10.0	8.2	10:46	8.8	8.2	-

Grand Union Bowling Alley Site
BCP #360222
150 Westchester Avenue, Port Chester
November 4, 2024

PARTICULATE DATA						
Upwind			Downwind			Exceeds Particulate Alarm Limit
Time	Concentration (ug/m^3)	15-Min Avg Concentration (ug/m^3)	Time	Concentration (ug/m^3)	15-Min Avg Concentration (ug/m^3)	
10:47	6.5	7.8	10:47	8.5	8.2	-
10:48	9.5	8.0	10:48	13.5	8.6	-
10:49	12.3	8.2	10:49	7.0	8.4	-
10:50	7.5	8.2	10:50	8.5	8.3	-
10:51	8.5	8.4	10:51	9.3	8.4	-
10:52	8.0	8.2	10:52	8.3	8.4	-
10:53	14.3	8.6	10:53	8.5	8.3	-
10:54	10.0	8.8	10:54	10.8	8.5	-
10:55	8.3	9.0	10:55	9.5	8.6	-
10:56	7.3	9.0	10:56	8.0	8.6	-
10:57	11.3	9.3	10:57	9.3	8.8	-
10:58	10.3	9.3	10:58	10.8	9.0	-
10:59	11.3	9.5	10:59	11.3	9.3	-
11:00	16.5	10.1	11:00	10.5	9.5	-
11:01	10.8	10.1	11:01	10.8	9.6	-
11:02	59.5	13.7	11:02	9.3	9.7	-
11:03	24.5	14.7	11:03	8.3	9.3	-
11:04	498.0	47.1	11:04	8.8	9.4	-
11:05	46.5	49.7	11:05	12.8	9.7	-
11:06	18.8	50.3	11:06	10.5	9.8	-
11:07	14.5	50.8	11:07	9.0	9.9	-
11:08	11.3	50.6	11:08	11.0	10.0	-
11:09	17.0	51.0	11:09	7.0	9.8	-
11:10	16.8	51.6	11:10	7.0	9.6	-
11:11	32.5	53.3	11:11	8.5	9.6	-
11:12	10.8	53.3	11:12	7.3	9.5	-
11:13	9.3	53.2	11:13	7.0	9.3	-
11:14	5.8	52.8	11:14	7.0	9.0	-
11:15	3.5	52.0	11:15	6.5	8.7	-
11:16	12.8	52.1	11:16	6.8	8.4	-
11:17	2.8	48.3	11:17	7.3	8.3	-
11:18	2.8	46.9	11:18	7.0	8.2	-
11:19	7.8	14.2	11:19	6.0	8.0	-
11:20	3.5	11.3	11:20	7.8	7.7	-
11:21	4.8	10.4	11:21	7.3	7.5	-
11:22	6.5	9.8	11:22	6.3	7.3	-
11:23	6.3	9.5	11:23	7.0	7.0	-
11:24	4.3	8.7	11:24	6.8	7.0	-
11:25	6.3	8.0	11:25	7.0	7.0	-
11:26	7.0	6.3	11:26	8.0	7.0	-
11:27	7.3	6.0	11:27	8.5	7.1	-
11:28	7.5	5.9	11:28	7.8	7.1	-
11:29	11.8	6.3	11:29	7.0	7.1	-
11:30	8.5	6.6	11:30	6.8	7.1	-
11:31	11.5	6.6	11:31	7.8	7.2	-
11:32	13.5	7.3	11:32	10.5	7.4	-
11:33	3.5	7.3	11:33	6.8	7.4	-
11:34	5.3	7.2	11:34	7.5	7.5	-
11:35	6.8	7.4	11:35	8.8	7.6	-

Grand Union Bowling Alley Site
BCP #360222
150 Westchester Avenue, Port Chester
November 4, 2024

PARTICULATE DATA						
Upwind			Downwind			Exceeds Particulate Alarm Limit
Time	Concentration (ug/m^3)	15-Min Avg Concentration (ug/m^3)	Time	Concentration (ug/m^3)	15-Min Avg Concentration (ug/m^3)	
11:36	11.8	7.8	11:36	7.5	7.6	-
11:37	8.5	8.0	11:37	7.5	7.7	-
11:38	11.8	8.3	11:38	6.8	7.7	-
11:39	9.5	8.7	11:39	8.5	7.8	-
11:40	6.3	8.7	11:40	8.3	7.9	-
11:41	7.8	8.7	11:41	8.3	7.9	-
11:42	6.3	8.7	11:42	6.5	7.7	-
11:43	5.0	8.5	11:43	6.3	7.6	-
11:44	5.3	8.1	11:44	6.3	7.6	-
11:45	4.5	7.8	11:45	6.3	7.6	-
11:46	4.8	7.4	11:46	7.3	7.5	-
11:47	5.5	6.8	11:47	7.0	7.3	-
11:48	5.8	7.0	11:48	7.0	7.3	-
11:49	4.0	6.9	11:49	7.3	7.3	-
11:50	12.5	7.3	11:50	7.5	7.2	-
11:51	4.0	6.8	11:51	6.8	7.2	-
11:52	5.0	6.5	11:52	7.5	7.2	-
11:53	5.5	6.1	11:53	7.3	7.2	-
11:54	5.5	5.8	11:54	7.3	7.1	-
11:55	3.8	5.7	11:55	7.0	7.0	-
11:56	4.5	5.5	11:56	7.0	6.9	-
11:57	5.5	5.4	11:57	7.3	7.0	-
11:58	4.3	5.4	11:58	7.3	7.1	-
11:59	5.0	5.3	11:59	7.3	7.1	-
12:00	5.8	5.4	12:00	7.3	7.2	-
12:01	3.8	5.4	12:01	7.8	7.2	-
12:02	3.5	5.2	12:02	8.3	7.3	-
12:03	4.0	5.1	12:03	7.8	7.4	-
12:04	5.3	5.2	12:04	7.3	7.4	-
12:05	5.5	4.7	12:05	8.3	7.4	-
12:06	4.5	4.8	12:06	8.8	7.5	-
12:07	5.8	4.8	12:07	9.3	7.7	-
12:08	4.5	4.7	12:08	8.3	7.7	-
12:09	7.0	4.8	12:09	9.5	7.9	-
12:10	13.3	5.5	12:10	7.0	7.9	-
12:11	5.5	5.5	12:11	8.3	8.0	-
12:12	3.8	5.4	12:12	7.8	8.0	-
12:13	4.3	5.4	12:13	7.8	8.0	-
12:14	3.8	5.3	12:14	7.5	8.0	-
12:15	4.0	5.2	12:15	7.8	8.1	-
12:16	4.5	5.3	12:16	7.0	8.0	-
12:17	8.3	5.6	12:17	7.3	8.0	-
12:18	9.0	5.9	12:18	8.0	8.0	-
12:19	6.5	6.0	12:19	7.3	8.0	-
12:20	4.3	5.9	12:20	7.8	7.9	-
12:21	48.0	8.8	12:21	7.8	7.9	-
12:22	7.3	8.9	12:22	8.5	7.8	-
12:23	7.0	9.1	12:23	7.8	7.8	-
12:24	4.0	8.9	12:24	8.5	7.7	-

Grand Union Bowling Alley Site
BCP #360222
150 Westchester Avenue, Port Chester
November 4, 2024

PARTICULATE DATA						
Upwind			Downwind			Exceeds Particulate Alarm Limit
Time	Concentration (ug/m^3)	15-Min Avg Concentration (ug/m^3)	Time	Concentration (ug/m^3)	15-Min Avg Concentration (ug/m^3)	
12:25	6.3	8.4	12:25	8.3	7.8	-
12:26	6.0	8.5	12:26	9.0	7.9	-
12:27	5.5	8.6	12:27	8.5	7.9	-
12:28	4.3	8.6	12:28	8.5	8.0	-
12:29	96.3	14.7	12:29	7.3	7.9	-
12:30	6.0	14.9	12:30	10.0	8.1	-
12:31	5.3	14.9	12:31	11.3	8.4	-
12:32	4.8	14.7	12:32	8.3	8.4	-
12:33	9.5	14.7	12:33	9.3	8.5	-
12:34	35.8	16.7	12:34	8.3	8.6	-
12:35	28.5	18.3	12:35	8.3	8.6	-
12:36	9.0	15.7	12:36	8.3	8.7	-
12:37	7.0	15.7	12:37	8.3	8.6	-
12:38	6.8	15.7	12:38	7.8	8.6	-
12:39	4.3	15.7	12:39	8.3	8.6	-
12:40	4.0	15.5	12:40	8.0	8.6	-
12:41	4.3	15.4	12:41	7.8	8.5	-
12:42	4.8	15.4	12:42	8.3	8.5	-
12:43	7.3	15.6	12:43	8.5	8.5	-
12:44	5.0	9.5	12:44	7.8	8.5	-
12:45	5.8	9.5	12:45	9.0	8.5	-
12:46	5.3	9.5	12:46	8.5	8.3	-
12:47	5.0	9.5	12:47	9.0	8.3	-
12:48	6.0	9.2	12:48	8.5	8.3	-
12:49	4.3	7.1	12:49	9.0	8.3	-
12:50	3.8	5.5	12:50	8.3	8.3	-
12:51	6.3	5.3	12:51	7.8	8.3	-
12:52	6.5	5.3	12:52	9.3	8.4	-
12:53	5.5	5.2	12:53	8.0	8.4	-
12:54	6.8	5.4	12:54	9.3	8.5	-
12:55	6.3	5.5	12:55	8.0	8.5	-
12:56	6.8	5.7	12:56	7.8	8.5	-
12:57	8.8	5.9	12:57	8.3	8.5	-
12:58	6.5	5.9	12:58	10.8	8.6	-
12:59	8.0	6.1	12:59	8.3	8.6	-
13:00	5.8	6.1	13:00	8.0	8.6	-
13:01	3.8	6.0	13:01	8.0	8.5	-
13:02	5.0	6.0	13:02	9.3	8.6	-
13:03	3.8	5.8	13:03	8.5	8.6	-
13:04	3.0	5.8	13:04	8.3	8.5	-
13:05	3.5	5.7	13:05	9.3	8.6	-
13:06	4.5	5.6	13:06	9.0	8.7	-
13:07	4.8	5.5	13:07	8.5	8.6	-
13:08	4.8	5.5	13:08	8.5	8.6	-
13:09	4.8	5.3	13:09	8.3	8.6	-
13:10	6.5	5.3	13:10	9.3	8.7	-
13:11	4.0	5.2	13:11	9.3	8.8	-
13:12	4.0	4.8	13:12	8.3	8.8	-
13:13	31.5	6.5	13:13	8.5	8.6	-

Grand Union Bowling Alley Site
BCP #360222
150 Westchester Avenue, Port Chester
November 4, 2024

PARTICULATE DATA						
Upwind			Downwind			Exceeds Particulate Alarm Limit
Time	Concentration (ug/m^3)	15-Min Avg Concentration (ug/m^3)	Time	Concentration (ug/m^3)	15-Min Avg Concentration (ug/m^3)	
13:14	17.3	7.1	13:14	7.5	8.6	-
13:15	4.5	7.0	13:15	8.5	8.6	-
13:16	3.8	7.0	13:16	8.8	8.6	-
13:17	8.0	7.2	13:17	7.3	8.5	-
13:18	9.3	7.6	13:18	9.3	8.6	-
13:19	2.3	7.6	13:19	6.8	8.5	-
13:20	2.8	7.5	13:20	6.8	8.3	-
13:21	3.0	7.4	13:21	8.3	8.2	-
13:22	2.0	7.2	13:22	6.8	8.1	-
13:23	3.5	7.1	13:23	6.3	8.0	-
13:24	2.8	7.0	13:24	7.0	7.9	-
13:25	1.3	6.7	13:25	6.3	7.7	-
13:26	2.8	6.6	13:26	6.0	7.5	-
13:27	1.5	6.4	13:27	6.3	7.3	-
13:28	2.8	4.5	13:28	6.0	7.2	-
13:29	1.5	3.4	13:29	7.3	7.2	-
13:30	2.5	3.3	13:30	7.5	7.1	-
13:31	3.3	3.3	13:31	6.5	6.9	-
13:32	4.8	3.1	13:32	6.3	6.9	-
13:33	8.8	3.0	13:33	8.3	6.8	-
13:34	11.8	3.7	13:34	12.0	7.2	-
13:35	15.8	4.5	13:35	7.8	7.2	-
13:36	6.5	4.8	13:36	6.5	7.1	-
13:37	2.3	4.8	13:37	7.5	7.2	-
13:38	4.8	4.9	13:38	6.8	7.2	-
13:39	3.0	4.9	13:39	6.5	7.2	-
13:40	1.3	4.9	13:40	6.5	7.2	-
13:41	3.0	4.9	13:41	6.8	7.2	-
13:42	4.5	5.1	13:42	7.8	7.3	-
13:43	3.5	5.1	13:43	7.0	7.4	-
13:44	12.5	5.9	13:44	7.0	7.4	-
13:45	7.0	6.2	13:45	7.8	7.4	-
13:46	2.3	6.1	13:46	6.3	7.4	-
13:47	8.5	6.4	13:47	6.8	7.4	-
13:48	17.8	7.0	13:48	8.3	7.4	-
13:49	1.0	6.2	13:49	6.0	7.0	-
13:50	1.3	5.3	13:50	6.3	6.9	-
13:51	1.8	5.0	13:51	7.8	7.0	-
13:52	2.0	4.9	13:52	6.3	6.9	-
13:53	2.8	4.8	13:53	6.0	6.9	-
13:54	6.0	5.0	13:54	6.3	6.8	-
13:55	2.8	5.1	13:55	7.3	6.9	-
13:56	3.8	5.2	13:56	8.0	7.0	-
13:57	2.8	5.0	13:57	6.3	6.9	-
13:58	3.0	5.0	13:58	6.3	6.8	-
13:59	0.8	4.2	13:59	6.8	6.8	-
14:00	1.8	3.9	14:00	6.3	6.7	-
14:01	2.3	3.9	14:01	6.8	6.7	-
14:02	1.3	3.4	14:02	6.8	6.7	-

Grand Union Bowling Alley Site
BCP #360222
150 Westchester Avenue, Port Chester
November 4, 2024

PARTICULATE DATA						
Upwind			Downwind			Exceeds Particulate Alarm Limit
Time	Concentration (ug/m^3)	15-Min Avg Concentration (ug/m^3)	Time	Concentration (ug/m^3)	15-Min Avg Concentration (ug/m^3)	
14:03	10.8	2.9	14:03	7.3	6.7	-
14:04	1.0	2.9	14:04	7.0	6.7	-
14:05	2.8	3.0	14:05	6.8	6.8	-
14:06	2.0	3.0	14:06	6.3	6.7	-
14:07	1.0	3.0	14:07	6.5	6.7	-
14:08	2.8	3.0	14:08	6.5	6.7	-
14:09	0.8	2.6	14:09	6.8	6.8	-
14:10	1.8	2.6	14:10	6.5	6.7	-
14:11	2.0	2.4	14:11	7.0	6.6	-
14:12	1.5	2.4	14:12	6.3	6.6	-
14:13	7.3	2.6	14:13	6.3	6.6	-
14:14	7.0	3.1	14:14	6.3	6.6	-
14:15	20.3	4.3	14:15	6.3	6.6	-
14:16	4.5	4.4	14:16	6.3	6.6	-
14:17	2.3	4.5	14:17	6.8	6.6	-
14:18	1.5	3.9	14:18	6.3	6.5	-
14:19	2.8	4.0	14:19	6.8	6.5	-
14:20	2.3	4.0	14:20	6.5	6.5	-
14:21	1.3	3.9	14:21	5.8	6.4	-
14:22	1.3	3.9	14:22	7.3	6.5	-
14:23	1.0	3.8	14:23	8.0	6.6	-
14:24	2.5	3.9	14:24	7.5	6.6	-
14:25	1.3	3.9	14:25	7.3	6.7	-
14:26	4.0	4.0	14:26	6.5	6.7	-
14:27	4.3	4.2	14:27	5.5	6.6	-
14:28	2.0	3.9	14:28	6.0	6.6	-
14:29	2.0	3.5	14:29	6.8	6.6	-
14:30	3.0	2.4	14:30	6.8	6.7	-
14:31	1.3	2.2	14:31	5.8	6.6	-
14:32	2.3	2.2	14:32	6.3	6.6	-
14:33	1.5	2.2	14:33	7.5	6.7	-
14:34	1.3	2.1	14:34	6.5	6.7	-
14:35	0.5	2.0	14:35	6.5	6.7	-
14:36	2.5	2.0	14:36	6.3	6.7	-
14:37	1.5	2.1	14:37	6.5	6.6	-
14:38	2.3	2.1	14:38	7.5	6.6	-
14:39	4.8	2.3	14:39	8.5	6.7	-
14:40	1.0	2.3	14:40	6.3	6.6	-
14:41	0.3	2.0	14:41	7.5	6.7	-
14:42	1.5	1.8	14:42	8.0	6.8	-
14:43	1.0	1.8	14:43	7.0	6.9	-
14:44	3.8	1.9	14:44	7.8	7.0	-
14:45	60.5	5.7	14:45	18.3	7.7	-
14:46	3.3	5.9	14:46	12.5	8.2	-
14:47	3.8	6.0	14:47	8.5	8.3	-
14:48	1.0	5.9	14:48	7.5	8.3	-
14:49	4.0	6.1	14:49	7.3	8.4	-
14:50	14.3	7.0	14:50	12.0	8.8	-
14:51	4.5	7.2	14:51	10.0	9.0	-

Grand Union Bowling Alley Site
BCP #360222
150 Westchester Avenue, Port Chester
November 4, 2024

PARTICULATE DATA						
Upwind			Downwind			Exceeds Particulate Alarm Limit
Time	Concentration (ug/m^3)	15-Min Avg Concentration (ug/m^3)	Time	Concentration (ug/m^3)	15-Min Avg Concentration (ug/m^3)	
14:52	3.0	7.3	14:52	7.3	9.1	-
14:53	1.3	7.2	14:53	6.3	9.0	-
14:54	3.5	7.1	14:54	6.3	8.8	-
14:55	2.0	7.2	14:55	6.5	8.8	-
14:56	5.3	7.5	14:56	6.3	8.8	-
14:57	5.0	7.7	14:57	7.3	8.7	-
14:58	9.3	8.3	14:58	7.5	8.7	-
14:59	5.0	8.4	14:59	6.3	8.6	-
15:00	4.5	4.6	15:00	8.8	8.0	-
15:01	31.5	6.5	15:01	22.8	8.7	-
15:02	20.8	7.7	15:02	18.3	9.3	-
15:03	1.8	7.7	15:03	6.3	9.3	-
15:04	5.3	7.8	15:04	6.0	9.2	-
15:05	7.0	7.3	15:05	6.5	8.8	-
15:06	5.5	7.4	15:06	6.3	8.6	-
15:07	7.5	7.7	15:07	5.8	8.5	-
15:08	3.8	7.8	15:08	5.8	8.4	-
15:09	5.5	8.0	15:09	6.0	8.4	-
15:10	2.8	8.0	15:10	5.0	8.3	-
15:11	5.0	8.0	15:11	13.3	8.8	-
15:12	17.0	8.8	15:12	7.5	8.8	-
15:13	4.8	8.5	15:13	6.5	8.7	-
15:14	5.0	8.5	15:14	5.5	8.7	-
15:15	11.0	8.9	15:15	6.3	8.5	-
15:16	2.5	7.0	15:16	6.3	7.4	-
15:17	2.8	5.8	15:17	6.3	6.6	-

Grand Union Bowling Alley Site
BCP #360222
150 Westchester Avenue, Port Chester
November 4, 2024

Monday, November 4, 2024						
					Number of Instances Where Downwind VOCs Exceeds Upwind VOCs + 5 =	0
					Number of Comparable Data Points =	396
					Start Time:	8:27
					End Time:	15:17
PID DATA						
Upwind			Downwind			
Time	Concentration (ppm)	15-Min Avg Concentration (ppm)	Time	Concentration (ppm)	15-Min Avg Concentration (ppm)	Exceeds VOC Alarm Limit
8:27	0.0	-	8:27	0.0	-	-
8:28	0.0	-	8:28	0.0	-	-
8:29	0.0	-	8:29	0.0	-	-
8:30	0.0	-	8:30	0.0	-	-
8:31	0.0	-	8:31	0.0	-	-
8:32	0.0	-	8:32	0.0	-	-
8:33	0.0	-	8:33	0.0	-	-
8:34	0.0	-	8:34	0.0	-	-
8:35	0.0	-	8:35	0.0	-	-
8:36	0.0	-	8:36	0.0	-	-
8:37	0.0	-	8:37	0.0	-	-
8:38	0.0	-	8:38	0.0	-	-
8:39	0.0	-	8:39	0.0	-	-
8:40	0.0	-	8:40	0.0	-	-
8:41	0.0	-	8:41	0.0	-	-
8:42	0.0	0.0	8:42	0.0	0.0	-
8:43	0.0	0.0	8:43	0.0	0.0	-
8:44	0.0	0.0	8:44	0.0	0.0	-
8:45	0.0	0.0	8:45	0.0	0.0	-
8:46	0.0	0.0	8:46	0.0	0.0	-
8:47	0.0	0.0	8:47	0.0	0.0	-
8:48	0.0	0.0	8:48	0.0	0.0	-
8:49	0.0	0.0	8:49	0.0	0.0	-
8:50	0.0	0.0	8:50	0.0	0.0	-
8:51	0.0	0.0	8:51	0.0	0.0	-
8:52	0.0	0.0	8:52	0.0	0.0	-
8:53	0.0	0.0	8:53	0.0	0.0	-
8:54	0.0	0.0	8:54	0.0	0.0	-
8:55	0.0	0.0	8:55	0.0	0.0	-
8:56	0.0	0.0	8:56	0.0	0.0	-
8:57	0.0	0.0	8:57	0.0	0.0	-
8:58	0.0	0.0	8:58	0.0	0.0	-
8:59	0.0	0.0	8:59	0.0	0.0	-
9:00	0.0	0.0	9:00	0.0	0.0	-
9:01	0.0	0.0	9:01	0.0	0.0	-
9:02	0.0	0.0	9:02	0.0	0.0	-
9:03	0.0	0.0	9:03	0.0	0.0	-
9:04	0.0	0.0	9:04	0.0	0.0	-
9:05	0.0	0.0	9:05	0.0	0.0	-
9:06	0.0	0.0	9:06	0.0	0.0	-
9:07	0.0	0.0	9:07	0.0	0.0	-
9:08	0.0	0.0	9:08	0.0	0.0	-

Grand Union Bowling Alley Site
BCP #360222
150 Westchester Avenue, Port Chester
November 4, 2024

PID DATA						
Upwind			Downwind			
Time	Concentration (ppm)	15-Min Avg Concentration (ppm)	Time	Concentration (ppm)	15-Min Avg Concentration (ppm)	Exceeds VOC Alarm Limit
9:09	0.0	0.0	9:09	0.0	0.0	-
9:10	0.0	0.0	9:10	0.0	0.0	-
9:11	0.0	0.0	9:11	0.0	0.0	-
9:12	0.0	0.0	9:12	0.0	0.0	-
9:13	0.0	0.0	9:13	0.0	0.0	-
9:14	0.0	0.0	9:14	0.0	0.0	-
9:15	0.0	0.0	9:15	0.0	0.0	-
9:16	0.0	0.0	9:16	0.0	0.0	-
9:17	0.0	0.0	9:17	0.0	0.0	-
9:18	0.0	0.0	9:18	0.0	0.0	-
9:19	0.0	0.0	9:19	0.0	0.0	-
9:20	0.0	0.0	9:20	0.0	0.0	-
9:21	0.0	0.0	9:21	0.0	0.0	-
9:22	0.0	0.0	9:22	0.0	0.0	-
9:23	0.0	0.0	9:23	0.0	0.0	-
9:24	0.0	0.0	9:24	0.0	0.0	-
9:25	0.0	0.0	9:25	0.0	0.0	-
9:26	0.0	0.0	9:26	0.0	0.0	-
9:27	0.0	0.0	9:27	0.0	0.0	-
9:28	0.0	0.0	9:28	0.0	0.0	-
9:29	0.0	0.0	9:29	0.0	0.0	-
9:30	0.0	0.0	9:30	0.0	0.0	-
9:31	0.0	0.0	9:31	0.0	0.0	-
9:32	0.0	0.0	9:32	0.0	0.0	-
9:33	0.0	0.0	9:33	0.0	0.0	-
9:34	0.0	0.0	9:34	0.0	0.0	-
9:35	0.0	0.0	9:35	0.0	0.0	-
9:36	0.0	0.0	9:36	0.0	0.0	-
9:37	0.0	0.0	9:37	0.0	0.0	-
9:38	0.0	0.0	9:38	0.0	0.0	-
9:39	0.0	0.0	9:39	0.0	0.0	-
9:40	0.0	0.0	9:40	0.0	0.0	-
9:41	0.0	0.0	9:41	0.0	0.0	-
9:42	0.0	0.0	9:42	0.0	0.0	-
9:43	0.0	0.0	9:43	0.0	0.0	-
9:44	0.0	0.0	9:44	0.0	0.0	-
9:45	0.0	0.0	9:45	0.0	0.0	-
9:46	0.0	0.0	9:46	0.0	0.0	-
9:47	0.0	0.0	9:47	0.0	0.0	-
9:48	0.0	0.0	9:48	0.0	0.0	-
9:49	0.0	0.0	9:49	0.0	0.0	-
9:50	0.0	0.0	9:50	0.0	0.0	-
9:51	0.0	0.0	9:51	0.0	0.0	-
9:52	0.0	0.0	9:52	0.0	0.0	-
9:53	0.0	0.0	9:53	0.0	0.0	-
9:54	0.0	0.0	9:54	0.0	0.0	-
9:55	0.0	0.0	9:55	0.0	0.0	-
9:56	0.0	0.0	9:56	0.0	0.0	-

Grand Union Bowling Alley Site
BCP #360222
150 Westchester Avenue, Port Chester
November 4, 2024

PID DATA						
Upwind			Downwind			
Time	Concentration (ppm)	15-Min Avg Concentration (ppm)	Time	Concentration (ppm)	15-Min Avg Concentration (ppm)	Exceeds VOC Alarm Limit
9:57	0.0	0.0	9:57	0.0	0.0	-
9:58	0.0	0.0	9:58	0.0	0.0	-
9:59	0.0	0.0	9:59	0.0	0.0	-
10:00	0.0	0.0	10:00	0.0	0.0	-
10:01	0.0	0.0	10:01	0.0	0.0	-
10:02	0.0	0.0	10:02	0.0	0.0	-
10:03	0.0	0.0	10:03	0.0	0.0	-
10:04	0.0	0.0	10:04	0.0	0.0	-
10:05	0.0	0.0	10:05	0.0	0.0	-
10:06	0.0	0.0	10:06	0.0	0.0	-
10:07	0.0	0.0	10:07	0.0	0.0	-
10:08	0.0	0.0	10:08	0.0	0.0	-
10:09	0.0	0.0	10:09	0.0	0.0	-
10:10	0.0	0.0	10:10	0.0	0.0	-
10:11	0.0	0.0	10:11	0.0	0.0	-
10:12	0.0	0.0	10:12	0.0	0.0	-
10:13	0.0	0.0	10:13	0.0	0.0	-
10:14	0.0	0.0	10:14	0.0	0.0	-
10:15	0.0	0.0	10:15	0.0	0.0	-
10:16	0.0	0.0	10:16	0.0	0.0	-
10:17	0.0	0.0	10:17	0.0	0.0	-
10:18	0.0	0.0	10:18	0.0	0.0	-
10:19	0.0	0.0	10:19	0.0	0.0	-
10:20	0.0	0.0	10:20	0.0	0.0	-
10:21	0.0	0.0	10:21	0.0	0.0	-
10:22	0.0	0.0	10:22	0.0	0.0	-
10:23	0.0	0.0	10:23	0.0	0.0	-
10:24	0.0	0.0	10:24	0.0	0.0	-
10:25	0.0	0.0	10:25	0.0	0.0	-
10:26	0.0	0.0	10:26	0.0	0.0	-
10:27	0.0	0.0	10:27	0.0	0.0	-
10:28	0.0	0.0	10:28	0.0	0.0	-
10:29	0.0	0.0	10:29	0.0	0.0	-
10:30	0.0	0.0	10:30	0.0	0.0	-
10:31	0.0	0.0	10:31	0.0	0.0	-
10:32	0.0	0.0	10:32	0.0	0.0	-
10:33	0.0	0.0	10:33	0.0	0.0	-
10:34	0.0	0.0	10:34	0.0	0.0	-
10:35	0.0	0.0	10:35	0.0	0.0	-
10:36	0.0	0.0	10:36	0.0	0.0	-
10:37	0.0	0.0	10:37	0.0	0.0	-
10:38	0.0	0.0	10:38	0.0	0.0	-
10:39	0.0	0.0	10:39	0.0	0.0	-
10:40	0.0	0.0	10:40	0.0	0.0	-
10:41	0.0	0.0	10:41	0.0	0.0	-
10:42	0.0	0.0	10:42	0.0	0.0	-
10:43	0.0	0.0	10:43	0.0	0.0	-
10:44	0.0	0.0	10:44	0.0	0.0	-

Grand Union Bowling Alley Site
BCP #360222
150 Westchester Avenue, Port Chester
November 4, 2024

PID DATA						
Upwind			Downwind			
Time	Concentration (ppm)	15-Min Avg Concentration (ppm)	Time	Concentration (ppm)	15-Min Avg Concentration (ppm)	Exceeds VOC Alarm Limit
10:45	0.0	0.0	10:45	0.0	0.0	-
10:46	0.0	0.0	10:46	0.0	0.0	-
10:47	0.0	0.0	10:47	0.0	0.0	-
10:48	0.0	0.0	10:48	0.0	0.0	-
10:49	0.0	0.0	10:49	0.0	0.0	-
10:50	0.0	0.0	10:50	0.0	0.0	-
10:51	0.0	0.0	10:51	0.0	0.0	-
10:52	0.0	0.0	10:52	0.0	0.0	-
10:53	0.0	0.0	10:53	0.0	0.0	-
10:54	0.0	0.0	10:54	0.0	0.0	-
10:55	0.0	0.0	10:55	0.0	0.0	-
10:56	0.0	0.0	10:56	0.0	0.0	-
10:57	0.0	0.0	10:57	0.0	0.0	-
10:58	0.0	0.0	10:58	0.0	0.0	-
10:59	0.0	0.0	10:59	0.0	0.0	-
11:00	0.0	0.0	11:00	0.0	0.0	-
11:01	0.0	0.0	11:01	0.0	0.0	-
11:02	0.0	0.0	11:02	0.0	0.0	-
11:03	0.0	0.0	11:03	0.0	0.0	-
11:04	0.0	0.0	11:04	0.0	0.0	-
11:05	0.0	0.0	11:05	0.0	0.0	-
11:06	0.0	0.0	11:06	0.0	0.0	-
11:07	0.0	0.0	11:07	0.0	0.0	-
11:08	0.0	0.0	11:08	0.0	0.0	-
11:09	0.0	0.0	11:09	0.0	0.0	-
11:10	0.0	0.0	11:10	0.0	0.0	-
11:11	0.0	0.0	11:11	0.0	0.0	-
11:12	0.0	0.0	11:12	0.0	0.0	-
11:13	0.0	0.0	11:13	0.0	0.0	-
11:14	0.0	0.0	11:14	0.0	0.0	-
11:15	0.0	0.0	11:15	0.0	0.0	-
11:16	0.0	0.0	11:16	0.0	0.0	-
11:17	0.0	0.0	11:17	0.0	0.0	-
11:18	0.0	0.0	11:18	0.0	0.0	-
11:19	0.0	0.0	11:19	0.0	0.0	-
11:20	0.0	0.0	11:20	0.0	0.0	-
11:21	0.0	0.0	11:21	0.0	0.0	-
11:22	0.0	0.0	11:22	0.0	0.0	-
11:23	0.0	0.0	11:23	0.0	0.0	-
11:24	0.0	0.0	11:24	0.0	0.0	-
11:25	0.0	0.0	11:25	0.0	0.0	-
11:26	0.0	0.0	11:26	0.0	0.0	-
11:27	0.0	0.0	11:27	0.0	0.0	-
11:28	0.0	0.0	11:28	0.0	0.0	-
11:29	0.0	0.0	11:29	0.0	0.0	-
11:30	0.0	0.0	11:30	0.0	0.0	-
11:31	0.0	0.0	11:31	0.0	0.0	-
11:32	0.0	0.0	11:32	0.0	0.0	-

Grand Union Bowling Alley Site
BCP #360222
150 Westchester Avenue, Port Chester
November 4, 2024

PID DATA						
Upwind			Downwind			
Time	Concentration (ppm)	15-Min Avg Concentration (ppm)	Time	Concentration (ppm)	15-Min Avg Concentration (ppm)	Exceeds VOC Alarm Limit
11:33	0.0	0.0	11:33	0.0	0.0	-
11:34	0.0	0.0	11:34	0.0	0.0	-
11:35	0.0	0.0	11:35	0.0	0.0	-
11:36	0.0	0.0	11:36	0.0	0.0	-
11:37	0.0	0.0	11:37	0.0	0.0	-
11:38	0.0	0.0	11:38	0.0	0.0	-
11:39	0.0	0.0	11:39	0.0	0.0	-
11:40	0.0	0.0	11:40	0.0	0.0	-
11:41	0.0	0.0	11:41	0.0	0.0	-
11:42	0.0	0.0	11:42	0.0	0.0	-
11:43	0.0	0.0	11:43	0.0	0.0	-
11:44	0.0	0.0	11:44	0.0	0.0	-
11:45	0.0	0.0	11:45	0.0	0.0	-
11:46	0.0	0.0	11:46	0.0	0.0	-
11:47	0.0	0.0	11:47	0.0	0.0	-
11:48	0.0	0.0	11:48	0.0	0.0	-
11:49	0.0	0.0	11:49	0.0	0.0	-
11:50	0.0	0.0	11:50	0.0	0.0	-
11:51	0.0	0.0	11:51	0.0	0.0	-
11:52	0.0	0.0	11:52	0.0	0.0	-
11:53	0.0	0.0	11:53	0.0	0.0	-
11:54	0.0	0.0	11:54	0.0	0.0	-
11:55	0.0	0.0	11:55	0.0	0.0	-
11:56	0.0	0.0	11:56	0.0	0.0	-
11:57	0.0	0.0	11:57	0.0	0.0	-
11:58	0.0	0.0	11:58	0.0	0.0	-
11:59	0.0	0.0	11:59	0.0	0.0	-
12:00	0.0	0.0	12:00	0.0	0.0	-
12:01	0.0	0.0	12:01	0.0	0.0	-
12:02	0.0	0.0	12:02	0.0	0.0	-
12:03	0.0	0.0	12:03	0.0	0.0	-
12:04	0.0	0.0	12:04	0.0	0.0	-
12:05	0.0	0.0	12:05	0.0	0.0	-
12:06	0.0	0.0	12:06	0.0	0.0	-
12:07	0.0	0.0	12:07	0.0	0.0	-
12:08	0.0	0.0	12:08	0.0	0.0	-
12:09	0.0	0.0	12:09	0.0	0.0	-
12:10	0.0	0.0	12:10	0.0	0.0	-
12:11	0.0	0.0	12:11	0.0	0.0	-
12:12	0.0	0.0	12:12	0.0	0.0	-
12:13	0.0	0.0	12:13	0.0	0.0	-
12:14	0.0	0.0	12:14	0.0	0.0	-
12:15	0.0	0.0	12:15	0.0	0.0	-
12:16	0.0	0.0	12:16	0.0	0.0	-
12:17	0.0	0.0	12:17	0.0	0.0	-
12:18	0.0	0.0	12:18	0.0	0.0	-
12:19	0.0	0.0	12:19	0.0	0.0	-
12:20	0.0	0.0	12:20	0.0	0.0	-

Grand Union Bowling Alley Site
BCP #360222
150 Westchester Avenue, Port Chester
November 4, 2024

PID DATA						
Upwind			Downwind			
Time	Concentration (ppm)	15-Min Avg Concentration (ppm)	Time	Concentration (ppm)	15-Min Avg Concentration (ppm)	Exceeds VOC Alarm Limit
12:21	0.0	0.0	12:21	0.0	0.0	-
12:22	0.0	0.0	12:22	0.0	0.0	-
12:23	0.0	0.0	12:23	0.0	0.0	-
12:24	0.0	0.0	12:24	0.0	0.0	-
12:25	0.0	0.0	12:25	0.0	0.0	-
12:26	0.0	0.0	12:26	0.0	0.0	-
12:27	0.0	0.0	12:27	0.0	0.0	-
12:28	0.0	0.0	12:28	0.0	0.0	-
12:29	0.0	0.0	12:29	0.0	0.0	-
12:30	0.0	0.0	12:30	0.0	0.0	-
12:31	0.0	0.0	12:31	0.0	0.0	-
12:32	0.0	0.0	12:32	0.0	0.0	-
12:33	0.0	0.0	12:33	0.0	0.0	-
12:34	0.0	0.0	12:34	0.0	0.0	-
12:35	0.0	0.0	12:35	0.0	0.0	-
12:36	0.0	0.0	12:36	0.0	0.0	-
12:37	0.0	0.0	12:37	0.0	0.0	-
12:38	0.0	0.0	12:38	0.0	0.0	-
12:39	0.0	0.0	12:39	0.0	0.0	-
12:40	0.0	0.0	12:40	0.0	0.0	-
12:41	0.0	0.0	12:41	0.0	0.0	-
12:42	0.0	0.0	12:42	0.0	0.0	-
12:43	0.0	0.0	12:43	0.0	0.0	-
12:44	0.0	0.0	12:44	0.0	0.0	-
12:45	0.0	0.0	12:45	0.0	0.0	-
12:46	0.0	0.0	12:46	0.0	0.0	-
12:47	0.0	0.0	12:47	0.0	0.0	-
12:48	0.0	0.0	12:48	0.0	0.0	-
12:49	0.0	0.0	12:49	0.0	0.0	-
12:50	0.0	0.0	12:50	0.0	0.0	-
12:51	0.0	0.0	12:51	0.0	0.0	-
12:52	0.0	0.0	12:52	0.0	0.0	-
12:53	0.0	0.0	12:53	0.0	0.0	-
12:54	0.0	0.0	12:54	0.0	0.0	-
12:55	0.0	0.0	12:55	0.0	0.0	-
12:56	0.0	0.0	12:56	0.0	0.0	-
12:57	0.0	0.0	12:57	0.0	0.0	-
12:58	0.0	0.0	12:58	0.0	0.0	-
12:59	0.0	0.0	12:59	0.0	0.0	-
13:00	0.0	0.0	13:00	0.0	0.0	-
13:01	0.0	0.0	13:01	0.0	0.0	-
13:02	0.0	0.0	13:02	0.0	0.0	-
13:03	0.0	0.0	13:03	0.0	0.0	-
13:04	0.0	0.0	13:04	0.0	0.0	-
13:05	0.0	0.0	13:05	0.0	0.0	-
13:06	0.0	0.0	13:06	0.0	0.0	-
13:07	0.0	0.0	13:07	0.0	0.0	-
13:08	0.0	0.0	13:08	0.0	0.0	-

Grand Union Bowling Alley Site
BCP #360222
150 Westchester Avenue, Port Chester
November 4, 2024

PID DATA						
Upwind			Downwind			
Time	Concentration (ppm)	15-Min Avg Concentration (ppm)	Time	Concentration (ppm)	15-Min Avg Concentration (ppm)	Exceeds VOC Alarm Limit
13:09	0.0	0.0	13:09	0.0	0.0	-
13:10	0.0	0.0	13:10	0.0	0.0	-
13:11	0.0	0.0	13:11	0.0	0.0	-
13:12	0.0	0.0	13:12	0.0	0.0	-
13:13	0.0	0.0	13:13	0.0	0.0	-
13:14	0.0	0.0	13:14	0.0	0.0	-
13:15	0.0	0.0	13:15	0.0	0.0	-
13:16	0.0	0.0	13:16	0.0	0.0	-
13:17	0.0	0.0	13:17	0.0	0.0	-
13:18	0.0	0.0	13:18	0.0	0.0	-
13:19	0.0	0.0	13:19	0.0	0.0	-
13:20	0.0	0.0	13:20	0.0	0.0	-
13:21	0.0	0.0	13:21	0.0	0.0	-
13:22	0.0	0.0	13:22	0.0	0.0	-
13:23	0.0	0.0	13:23	0.0	0.0	-
13:24	0.0	0.0	13:24	0.0	0.0	-
13:25	0.0	0.0	13:25	0.0	0.0	-
13:26	0.0	0.0	13:26	0.0	0.0	-
13:27	0.0	0.0	13:27	0.0	0.0	-
13:28	0.0	0.0	13:28	0.0	0.0	-
13:29	0.0	0.0	13:29	0.0	0.0	-
13:30	0.0	0.0	13:30	0.0	0.0	-
13:31	0.0	0.0	13:31	0.0	0.0	-
13:32	0.0	0.0	13:32	0.0	0.0	-
13:33	0.0	0.0	13:33	0.0	0.0	-
13:34	0.0	0.0	13:34	0.0	0.0	-
13:35	0.0	0.0	13:35	0.0	0.0	-
13:36	0.0	0.0	13:36	0.0	0.0	-
13:37	0.0	0.0	13:37	0.0	0.0	-
13:38	0.0	0.0	13:38	0.0	0.0	-
13:39	0.0	0.0	13:39	0.0	0.0	-
13:40	0.0	0.0	13:40	0.0	0.0	-
13:41	0.0	0.0	13:41	0.0	0.0	-
13:42	0.0	0.0	13:42	0.0	0.0	-
13:43	0.0	0.0	13:43	0.0	0.0	-
13:44	0.0	0.0	13:44	0.0	0.0	-
13:45	0.0	0.0	13:45	0.0	0.0	-
13:46	0.0	0.0	13:46	0.0	0.0	-
13:47	0.0	0.0	13:47	0.0	0.0	-
13:48	0.0	0.0	13:48	0.0	0.0	-
13:49	0.0	0.0	13:49	0.0	0.0	-
13:50	0.0	0.0	13:50	0.0	0.0	-
13:51	0.0	0.0	13:51	0.0	0.0	-
13:52	0.0	0.0	13:52	0.0	0.0	-
13:53	0.0	0.0	13:53	0.0	0.0	-
13:54	0.0	0.0	13:54	0.0	0.0	-
13:55	0.0	0.0	13:55	0.0	0.0	-
13:56	0.0	0.0	13:56	0.0	0.0	-

Grand Union Bowling Alley Site
BCP #360222
150 Westchester Avenue, Port Chester
November 4, 2024

PID DATA						
Upwind			Downwind			
Time	Concentration (ppm)	15-Min Avg Concentration (ppm)	Time	Concentration (ppm)	15-Min Avg Concentration (ppm)	Exceeds VOC Alarm Limit
13:57	0.0	0.0	13:57	0.0	0.0	-
13:58	0.0	0.0	13:58	0.0	0.0	-
13:59	0.0	0.0	13:59	0.0	0.0	-
14:00	0.0	0.0	14:00	0.0	0.0	-
14:01	0.0	0.0	14:01	0.0	0.0	-
14:02	0.0	0.0	14:02	0.0	0.0	-
14:03	0.0	0.0	14:03	0.0	0.0	-
14:04	0.0	0.0	14:04	0.0	0.0	-
14:05	0.0	0.0	14:05	0.0	0.0	-
14:06	0.0	0.0	14:06	0.0	0.0	-
14:07	0.0	0.0	14:07	0.0	0.0	-
14:08	0.0	0.0	14:08	0.0	0.0	-
14:09	0.0	0.0	14:09	0.0	0.0	-
14:10	0.0	0.0	14:10	0.0	0.0	-
14:11	0.0	0.0	14:11	0.0	0.0	-
14:12	0.0	0.0	14:12	0.0	0.0	-
14:13	0.0	0.0	14:13	0.0	0.0	-
14:14	0.0	0.0	14:14	0.0	0.0	-
14:15	0.0	0.0	14:15	0.0	0.0	-
14:16	0.0	0.0	14:16	0.0	0.0	-
14:17	0.0	0.0	14:17	0.0	0.0	-
14:18	0.0	0.0	14:18	0.0	0.0	-
14:19	0.0	0.0	14:19	0.0	0.0	-
14:20	0.0	0.0	14:20	0.0	0.0	-
14:21	0.0	0.0	14:21	0.0	0.0	-
14:22	0.0	0.0	14:22	0.0	0.0	-
14:23	0.0	0.0	14:23	0.0	0.0	-
14:24	0.0	0.0	14:24	0.0	0.0	-
14:25	0.0	0.0	14:25	0.0	0.0	-
14:26	0.0	0.0	14:26	0.0	0.0	-
14:27	0.0	0.0	14:27	0.0	0.0	-
14:28	0.0	0.0	14:28	0.0	0.0	-
14:29	0.0	0.0	14:29	0.0	0.0	-
14:30	0.0	0.0	14:30	0.0	0.0	-
14:31	0.0	0.0	14:31	0.0	0.0	-
14:32	0.0	0.0	14:32	0.0	0.0	-
14:33	0.0	0.0	14:33	0.0	0.0	-
14:34	0.0	0.0	14:34	0.0	0.0	-
14:35	0.0	0.0	14:35	0.0	0.0	-
14:36	0.0	0.0	14:36	0.0	0.0	-
14:37	0.0	0.0	14:37	0.0	0.0	-
14:38	0.0	0.0	14:38	0.0	0.0	-
14:39	0.0	0.0	14:39	0.0	0.0	-
14:40	0.0	0.0	14:40	0.0	0.0	-
14:41	0.0	0.0	14:41	0.0	0.0	-
14:42	0.0	0.0	14:42	0.0	0.0	-
14:43	0.0	0.0	14:43	0.0	0.0	-
14:44	0.0	0.0	14:44	0.0	0.0	-

Grand Union Bowling Alley Site
BCP #360222
150 Westchester Avenue, Port Chester
November 4, 2024

PID DATA						
Upwind			Downwind			
Time	Concentration (ppm)	15-Min Avg Concentration (ppm)	Time	Concentration (ppm)	15-Min Avg Concentration (ppm)	Exceeds VOC Alarm Limit
14:45	0.0	0.0	14:45	0.0	0.0	-
14:46	0.0	0.0	14:46	0.0	0.0	-
14:47	0.0	0.0	14:47	0.0	0.0	-
14:48	0.0	0.0	14:48	0.0	0.0	-
14:49	0.0	0.0	14:49	0.0	0.0	-
14:50	0.0	0.0	14:50	0.0	0.0	-
14:51	0.0	0.0	14:51	0.0	0.0	-
14:52	0.0	0.0	14:52	0.0	0.0	-
14:53	0.0	0.0	14:53	0.0	0.0	-
14:54	0.0	0.0	14:54	0.0	0.0	-
14:55	0.0	0.0	14:55	0.0	0.0	-
14:56	0.0	0.0	14:56	0.0	0.0	-
14:57	0.0	0.0	14:57	0.0	0.0	-
14:58	0.0	0.0	14:58	0.0	0.0	-
14:59	0.0	0.0	14:59	0.0	0.0	-
15:00	0.0	0.0	15:00	0.0	0.0	-
15:01	0.0	0.0	15:01	0.0	0.0	-
15:02	0.0	0.0	15:02	0.0	0.0	-
15:03	0.0	0.0	15:03	0.0	0.0	-
15:04	0.0	0.0	15:04	0.0	0.0	-
15:05	0.0	0.0	15:05	0.0	0.0	-
15:06	0.0	0.0	15:06	0.0	0.0	-
15:07	0.0	0.0	15:07	0.0	0.0	-
15:08	0.0	0.0	15:08	0.0	0.0	-
15:09	0.0	0.0	15:09	0.0	0.0	-
15:10	0.0	0.0	15:10	0.0	0.0	-
15:11	0.0	0.0	15:11	0.0	0.0	-
15:12	0.0	0.0	15:12	0.0	0.0	-
15:13	0.0	0.0	15:13	0.0	0.0	-
15:14	0.0	0.0	15:14	0.0	0.0	-
15:15	0.0	0.0	15:15	0.0	0.0	-
15:16	0.0	0.0	15:16	0.0	0.0	-
15:17	0.0	0.0	15:17	0.0	0.0	-

SESI CONSULTING ENGINEERS

959 US-46 Floor 3, Suite 300 - Parsippany-Troy Hills, NJ

DAILY AIR MONITORING REPORT
150 Westchester Avenue
Port Chester, New York

11/05/2024

Rev. No. 0 | Page 1 of 2

Project Number: 11895A

Dust Action Level: 150 µg/m^3

VOC Action Level: 5 ppm

Weather Data Range for Work Day		Wind Direction	SW	Relative Humidity (%)	64.0 - 92.0	Daily Rain Total (in)	0.00	Readings in the summary table and graphs below are the reported downwind concentrations.
Temperature (°F)	53.0 - 72.0	Wind Speed (MPH)	1.3 - 8.1	Barometer (inHg)	30.20 - 30.30	Avg. Dew Point Temp (°F)	56.2	

Station Location	Daily Avg. Dust Concentration (µg/m^3)	Max 15-Min Dust Concentration (µg/m^3)	Time of Max Dust Reading	Daily Avg. VOC Concentration (ppm)	Max 15-Min VOC Concentration (ppm)	Time of Max VOC Reading
Upwind	29.4	142.8	13:41	0.0	0.0	8:24
Downwind	21.0	42.2	9:29	0.0	0.2	8:25

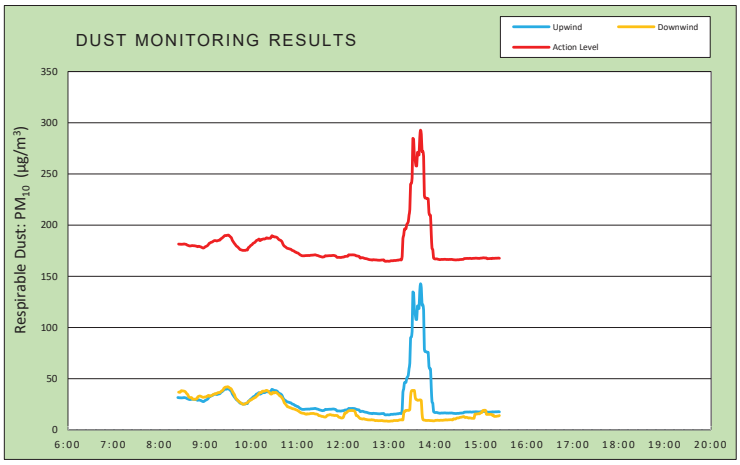

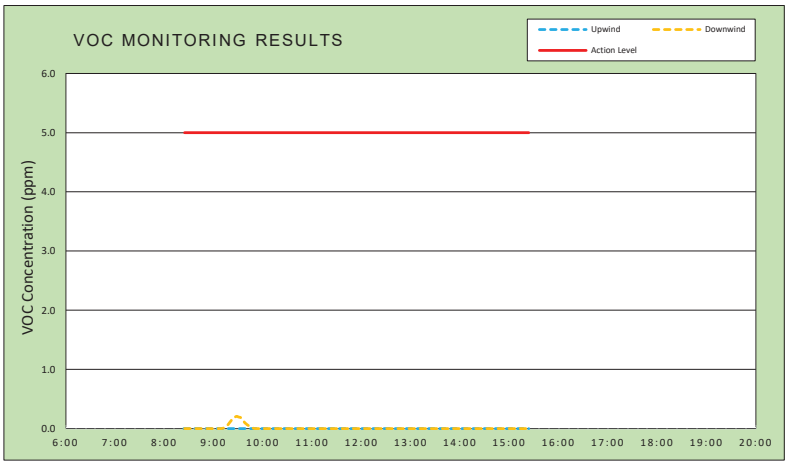

Air Monitoring Notes:

Weather Notes:

EMILCOTT
A Triumvirate Environmental Company

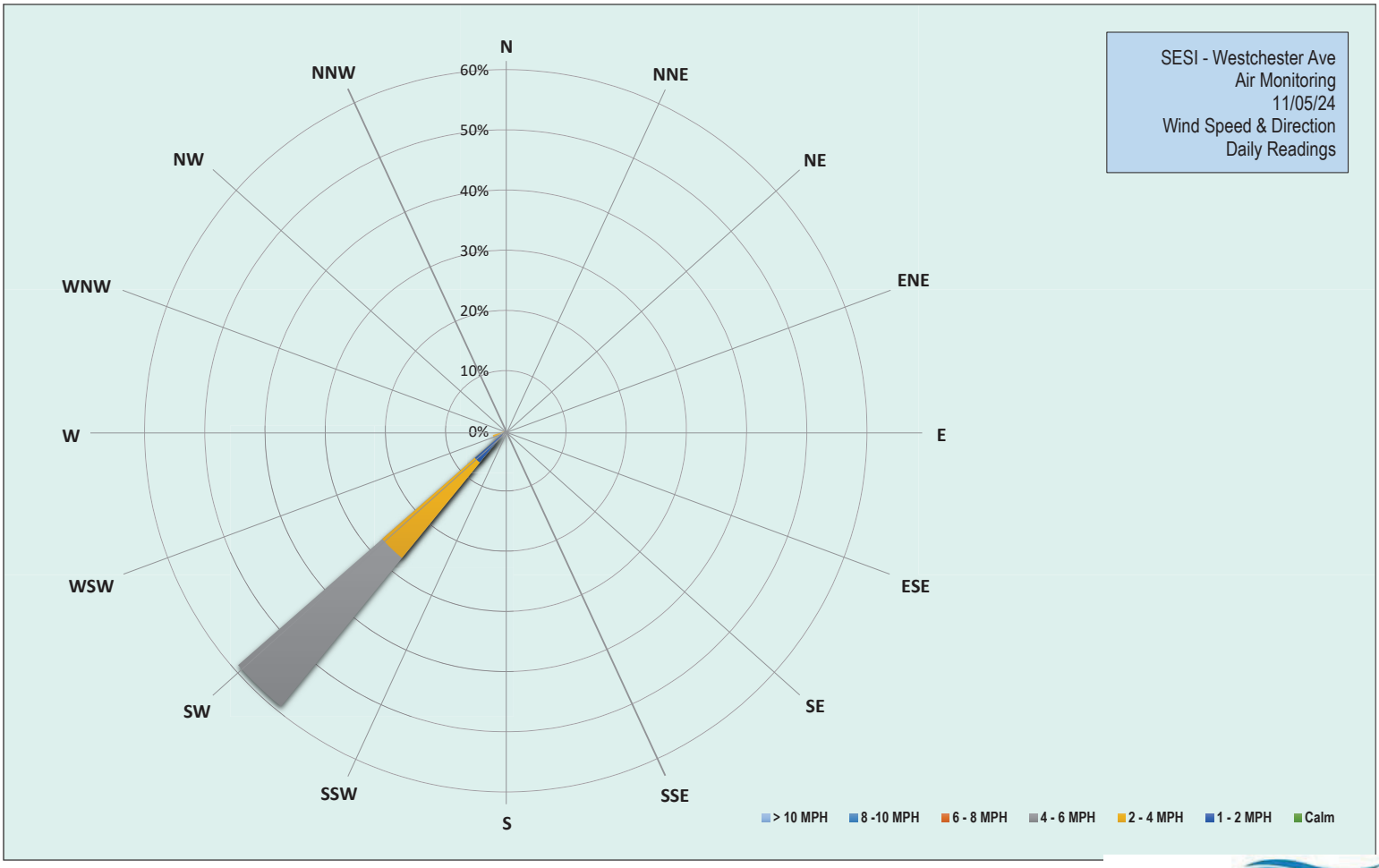

EMILCOTT
A Triumvirate Environmental Company

Grand Union Bowling Alley Site
BCP #360222
150 Westchester Avenue, Port Chester
November 5, 2024

Tuesday, November 5, 2024						
Number of Instances Where Downwind Particulates Exceeds Upwind Particulate + 150 =						0
Number of Comparable Data Points =						420
Start Time:						8:10
End Time:						15:24
PARTICULATE DATA						
Upwind			Downwind			Exceeds Particulate Alarm Limit
Time	Concentration (ug/m^3)	15-Min Avg Concentration (ug/m^3)	Time	Concentration (ug/m^3)	15-Min Avg Concentration (ug/m^3)	
8:10	33.3	-	8:10	39.5	-	-
8:11	31.5	-	8:11	35.3	-	-
8:12	31.8	-	8:12	33.8	-	-
8:13	29.5	-	8:13	31.8	-	-
8:14	30.3	-	8:14	30.0	-	-
8:15	30.3	-	8:15	33.5	-	-
8:16	29.8	-	8:16	30.3	-	-
8:17	27.8	-	8:17	33.5	-	-
8:18	30.8	-	8:18	32.8	-	-
8:19	30.5	-	8:19	34.8	-	-
8:20	32.8	-	8:20	43.3	-	-
8:21	35.5	-	8:21	40.8	-	-
8:22	33.5	-	8:22	40.0	-	-
8:23	34.3	-	8:23	56.3	-	-
8:24	33.5	-	8:24	43.5	-	-
8:25	31.8	31.6	8:25	34.3	36.9	-
8:26	29.5	31.4	8:26	35.3	36.9	-
8:27	32.3	31.5	8:27	31.8	36.8	-
8:28	27.5	31.3	8:28	50.5	38.0	-
8:29	30.8	31.4	8:29	35.0	38.4	-
8:30	31.0	31.4	8:30	29.5	38.1	-
8:31	30.3	31.4	8:31	30.3	38.1	-
8:32	30.5	31.6	8:32	31.3	37.9	-
8:33	29.3	31.5	8:33	28.8	37.7	-
8:34	28.0	31.4	8:34	26.8	37.1	-
8:35	30.3	31.2	8:35	27.3	36.1	-
8:36	27.3	30.6	8:36	27.5	35.2	-
8:37	28.8	30.3	8:37	29.5	34.5	-
8:38	30.5	30.1	8:38	30.0	32.7	-
8:39	28.8	29.8	8:39	31.3	31.9	-
8:40	31.3	29.7	8:40	30.5	31.7	-
8:41	30.5	29.8	8:41	33.0	31.5	-
8:42	35.0	30.0	8:42	33.0	31.6	-
8:43	28.8	30.1	8:43	30.5	30.3	-
8:44	29.0	29.9	8:44	30.8	30.0	-
8:45	30.5	29.9	8:45	30.5	30.1	-
8:46	29.5	29.9	8:46	29.0	30.0	-
8:47	27.8	29.7	8:47	30.3	29.9	-
8:48	27.3	29.5	8:48	37.3	30.5	-
8:49	23.8	29.3	8:49	27.8	30.5	-
8:50	25.3	28.9	8:50	53.3	32.3	-
8:51	33.3	29.3	8:51	33.8	32.7	-

Grand Union Bowling Alley Site
BCP #360222
150 Westchester Avenue, Port Chester
November 5, 2024

PARTICULATE DATA						
Upwind			Downwind			Exceeds Particulate Alarm Limit
Time	Concentration (ug/m^3)	15-Min Avg Concentration (ug/m^3)	Time	Concentration (ug/m^3)	15-Min Avg Concentration (ug/m^3)	
8:52	28.5	29.3	8:52	35.0	33.1	-
8:53	25.5	29.0	8:53	30.8	33.1	-
8:54	26.0	28.8	8:54	27.0	32.8	-
8:55	24.8	28.4	8:55	25.5	32.5	-
8:56	25.5	28.0	8:56	27.3	32.1	-
8:57	30.3	27.7	8:57	30.0	31.9	-
8:58	31.0	27.9	8:58	31.0	31.9	-
8:59	37.3	28.4	8:59	35.0	32.2	-
9:00	39.5	29.0	9:00	29.5	32.2	-
9:01	33.5	29.3	9:01	33.3	32.4	-
9:02	34.5	29.7	9:02	37.3	32.9	-
9:03	34.8	30.2	9:03	40.0	33.1	-
9:04	37.8	31.2	9:04	38.5	33.8	-
9:05	41.5	32.2	9:05	39.8	32.9	-
9:06	37.8	32.5	9:06	38.5	33.2	-
9:07	36.8	33.1	9:07	36.0	33.3	-
9:08	29.3	33.3	9:08	34.0	33.5	-
9:09	30.5	33.6	9:09	33.8	34.0	-
9:10	32.3	34.1	9:10	34.8	34.6	-
9:11	33.0	34.6	9:11	31.5	34.9	-
9:12	34.5	34.9	9:12	35.3	35.2	-
9:13	31.0	34.9	9:13	34.0	35.4	-
9:14	35.0	34.8	9:14	31.0	35.1	-
9:15	36.3	34.6	9:15	40.3	35.9	-
9:16	38.5	34.9	9:16	39.5	36.3	-
9:17	37.3	35.1	9:17	41.5	36.6	-
9:18	40.0	35.4	9:18	39.0	36.5	-
9:19	37.8	35.4	9:19	40.3	36.6	-
9:20	58.3	36.5	9:20	50.5	37.3	-
9:21	45.0	37.0	9:21	46.8	37.9	-
9:22	44.3	37.5	9:22	45.3	38.5	-
9:23	40.5	38.3	9:23	40.3	38.9	-
9:24	39.8	38.9	9:24	58.5	40.6	-
9:25	43.8	39.7	9:25	45.3	41.3	-
9:26	36.8	39.9	9:26	39.3	41.8	-
9:27	32.3	39.8	9:27	37.0	41.9	-
9:28	35.8	40.1	9:28	35.3	42.0	-
9:29	35.5	40.1	9:29	34.3	42.2	-
9:30	39.8	40.3	9:30	37.0	42.0	-
9:31	30.0	39.8	9:31	31.3	41.4	-
9:32	27.5	39.1	9:32	32.3	40.8	-
9:33	28.3	38.3	9:33	34.5	40.5	-
9:34	27.0	37.6	9:34	29.0	39.8	-
9:35	26.8	35.5	9:35	27.5	38.2	-
9:36	26.5	34.3	9:36	26.5	36.9	-
9:37	27.3	33.2	9:37	25.3	35.5	-
9:38	24.0	32.1	9:38	23.0	34.4	-
9:39	26.0	31.1	9:39	24.0	32.1	-
9:40	28.0	30.1	9:40	25.0	30.7	-

Grand Union Bowling Alley Site
BCP #360222
150 Westchester Avenue, Port Chester
November 5, 2024

PARTICULATE DATA						
Upwind			Downwind			Exceeds Particulate Alarm Limit
Time	Concentration (ug/m^3)	15-Min Avg Concentration (ug/m^3)	Time	Concentration (ug/m^3)	15-Min Avg Concentration (ug/m^3)	
9:41	25.0	29.3	9:41	27.0	29.9	-
9:42	25.5	28.9	9:42	23.5	29.0	-
9:43	23.8	28.1	9:43	24.3	28.3	-
9:44	24.5	27.3	9:44	25.8	27.7	-
9:45	25.8	26.4	9:45	26.8	27.0	-
9:46	24.8	26.0	9:46	24.5	26.6	-
9:47	24.3	25.8	9:47	25.8	26.2	-
9:48	24.0	25.5	9:48	24.5	25.5	-
9:49	24.5	25.4	9:49	22.3	25.0	-
9:50	27.0	25.4	9:50	27.8	25.1	-
9:51	27.0	25.4	9:51	29.5	25.3	-
9:52	26.0	25.3	9:52	30.0	25.6	-
9:53	29.3	25.7	9:53	31.3	26.1	-
9:54	27.5	25.8	9:54	26.8	26.3	-
9:55	28.0	25.8	9:55	31.8	26.8	-
9:56	57.0	27.9	9:56	37.0	27.4	-
9:57	32.3	28.4	9:57	33.8	28.1	-
9:58	35.3	29.1	9:58	36.3	28.9	-
9:59	37.3	30.0	9:59	29.8	29.2	-
10:00	34.3	30.6	10:00	30.0	29.4	-
10:01	32.0	31.0	10:01	34.0	30.0	-
10:02	38.8	32.0	10:02	33.8	30.6	-
10:03	32.3	32.6	10:03	29.0	30.9	-
10:04	30.3	32.9	10:04	31.0	31.4	-
10:05	35.0	33.5	10:05	31.8	31.7	-
10:06	41.5	34.4	10:06	36.5	32.2	-
10:07	36.8	35.2	10:07	42.5	33.0	-
10:08	32.3	35.4	10:08	40.0	33.6	-
10:09	34.3	35.8	10:09	40.5	34.5	-
10:10	37.8	36.5	10:10	50.3	35.7	-
10:11	35.3	35.0	10:11	42.3	36.1	-
10:12	33.8	35.1	10:12	41.8	36.6	-
10:13	49.0	36.0	10:13	33.3	36.4	-
10:14	36.5	36.0	10:14	47.3	37.6	-
10:15	40.3	36.4	10:15	34.5	37.9	-
10:16	35.0	36.6	10:16	34.0	37.9	-
10:17	36.8	36.4	10:17	32.0	37.8	-
10:18	35.8	36.7	10:18	34.0	38.1	-
10:19	37.5	37.2	10:19	37.0	38.5	-
10:20	42.8	37.7	10:20	33.8	38.6	-
10:21	36.0	37.3	10:21	32.8	38.4	-
10:22	34.5	37.2	10:22	34.8	37.9	-
10:23	34.3	37.3	10:23	29.0	37.1	-
10:24	34.5	37.3	10:24	28.5	36.3	-
10:25	36.8	37.2	10:25	35.0	35.3	-
10:26	54.0	38.5	10:26	37.8	35.0	-
10:27	52.3	39.7	10:27	49.0	35.5	-
10:28	38.3	39.0	10:28	54.0	36.9	-
10:29	36.5	39.0	10:29	36.0	36.1	-

Grand Union Bowling Alley Site
BCP #360222
150 Westchester Avenue, Port Chester
November 5, 2024

PARTICULATE DATA						
Upwind			Downwind			Exceeds Particulate Alarm Limit
Time	Concentration (ug/m^3)	15-Min Avg Concentration (ug/m^3)	Time	Concentration (ug/m^3)	15-Min Avg Concentration (ug/m^3)	
10:30	32.8	38.5	10:30	35.8	36.2	-
10:31	35.0	38.5	10:31	37.0	36.4	-
10:32	35.5	38.4	10:32	38.0	36.8	-
10:33	31.3	38.1	10:33	26.0	36.3	-
10:34	30.5	37.7	10:34	28.5	35.7	-
10:35	28.0	36.7	10:35	23.0	35.0	-
10:36	26.0	36.0	10:36	23.5	34.4	-
10:37	26.8	35.5	10:37	19.8	33.4	-
10:38	31.5	35.3	10:38	22.5	33.0	-
10:39	25.3	34.7	10:39	21.3	32.5	-
10:40	24.0	33.8	10:40	18.3	31.4	-
10:41	27.0	32.0	10:41	22.0	30.3	-
10:42	29.8	30.5	10:42	26.3	28.8	-
10:43	24.3	29.6	10:43	21.8	26.6	-
10:44	28.8	29.1	10:44	23.5	25.8	-
10:45	24.5	28.5	10:45	20.8	24.8	-
10:46	25.5	27.9	10:46	24.3	24.0	-
10:47	28.0	27.4	10:47	20.0	22.8	-
10:48	28.8	27.2	10:48	25.3	22.7	-
10:49	27.5	27.0	10:49	21.3	22.2	-
10:50	23.3	26.7	10:50	20.3	22.0	-
10:51	24.3	26.6	10:51	16.8	21.6	-
10:52	21.5	26.3	10:52	17.8	21.5	-
10:53	20.8	25.5	10:53	16.5	21.1	-
10:54	20.5	25.2	10:54	15.5	20.7	-
10:55	20.3	25.0	10:55	19.0	20.7	-
10:56	20.8	24.6	10:56	17.0	20.4	-
10:57	19.8	23.9	10:57	22.8	20.2	-
10:58	22.0	23.7	10:58	17.3	19.9	-
10:59	20.0	23.2	10:59	17.8	19.5	-
11:00	21.8	23.0	11:00	18.0	19.3	-
11:01	21.5	22.7	11:01	15.0	18.7	-
11:02	18.8	22.1	11:02	14.8	18.3	-
11:03	19.8	21.5	11:03	14.5	17.6	-
11:04	18.8	20.9	11:04	14.8	17.2	-
11:05	18.3	20.6	11:05	14.0	16.8	-
11:06	18.6	20.2	11:06	13.0	16.5	-
11:07	20.2	20.1	11:07	15.8	16.4	-
11:08	20.8	20.1	11:08	14.8	16.3	-
11:09	19.8	20.1	11:09	14.0	16.2	-
11:10	23.0	20.2	11:10	12.3	15.7	-
11:11	21.2	20.3	11:11	16.0	15.6	-
11:12	20.8	20.3	11:12	16.8	15.2	-
11:13	21.4	20.3	11:13	25.5	15.8	-
11:14	21.8	20.4	11:14	16.5	15.7	-
11:15	20.8	20.4	11:15	17.3	15.7	-
11:16	21.2	20.3	11:16	17.3	15.8	-
11:17	21.8	20.5	11:17	17.8	16.0	-
11:18	21.4	20.7	11:18	15.8	16.1	-

Grand Union Bowling Alley Site
BCP #360222
150 Westchester Avenue, Port Chester
November 5, 2024

PARTICULATE DATA						
Upwind			Downwind			Exceeds Particulate Alarm Limit
Time	Concentration (ug/m^3)	15-Min Avg Concentration (ug/m^3)	Time	Concentration (ug/m^3)	15-Min Avg Concentration (ug/m^3)	
11:19	19.0	20.7	11:19	14.8	16.1	-
11:20	19.2	20.7	11:20	14.3	16.1	-
11:21	19.8	20.8	11:21	14.0	16.2	-
11:22	21.0	20.9	11:22	12.3	15.9	-
11:23	23.2	21.0	11:23	11.5	15.7	-
11:24	18.6	20.9	11:24	11.8	15.6	-
11:25	17.8	20.6	11:25	11.8	15.5	-
11:26	19.0	20.5	11:26	12.5	15.3	-
11:27	18.0	20.3	11:27	11.5	15.0	-
11:28	16.8	20.0	11:28	12.0	14.1	-
11:29	17.2	19.7	11:29	14.6	13.9	-
11:30	17.4	19.4	11:30	16.0	13.8	-
11:31	18.0	19.2	11:31	12.6	13.5	-
11:32	18.4	19.0	11:32	13.0	13.2	-
11:33	19.0	18.8	11:33	15.4	13.2	-
11:34	21.6	19.0	11:34	12.2	13.0	-
11:35	20.6	19.1	11:35	9.6	12.7	-
11:36	29.0	19.7	11:36	13.0	12.6	-
11:37	28.2	20.2	11:37	12.0	12.6	-
11:38	19.6	19.9	11:38	20.8	13.2	-
11:39	19.4	20.0	11:39	25.4	14.2	-
11:40	19.6	20.1	11:40	16.4	14.5	-
11:41	19.4	20.1	11:41	13.0	14.5	-
11:42	19.2	20.2	11:42	16.8	14.9	-
11:43	16.8	20.2	11:43	13.8	15.0	-
11:44	17.2	20.2	11:44	12.0	14.8	-
11:45	18.6	20.3	11:45	11.6	14.5	-
11:46	19.4	20.4	11:46	11.4	14.4	-
11:47	19.2	20.5	11:47	12.6	14.4	-
11:48	18.4	20.4	11:48	11.6	14.1	-
11:49	17.4	20.1	11:49	11.4	14.1	-
11:50	18.4	20.0	11:50	11.0	14.2	-
11:51	18.4	19.3	11:51	11.6	14.1	-
11:52	17.0	18.5	11:52	12.4	14.1	-
11:53	20.4	18.6	11:53	12.4	13.6	-
11:54	19.2	18.6	11:54	12.2	12.7	-
11:55	19.2	18.5	11:55	11.2	12.3	-
11:56	18.4	18.5	11:56	10.6	12.2	-
11:57	18.6	18.4	11:57	10.8	11.8	-
11:58	19.2	18.6	11:58	12.6	11.7	-
11:59	19.4	18.7	11:59	13.4	11.8	-
12:00	19.8	18.8	12:00	18.4	12.2	-
12:01	21.0	18.9	12:01	37.2	14.0	-
12:02	26.6	19.4	12:02	50.2	16.5	-
12:03	18.8	19.5	12:03	12.2	16.5	-
12:04	20.2	19.6	12:04	14.4	16.7	-
12:05	18.0	19.6	12:05	23.2	17.5	-
12:06	20.0	19.7	12:06	20.4	18.1	-
12:07	35.8	21.0	12:07	20.0	18.6	-

Grand Union Bowling Alley Site
BCP #360222
150 Westchester Avenue, Port Chester
November 5, 2024

PARTICULATE DATA						
Upwind			Downwind			Exceeds Particulate Alarm Limit
Time	Concentration (ug/m^3)	15-Min Avg Concentration (ug/m^3)	Time	Concentration (ug/m^3)	15-Min Avg Concentration (ug/m^3)	
12:08	20.2	21.0	12:08	15.8	18.8	-
12:09	19.0	20.9	12:09	12.4	18.9	-
12:10	20.0	21.0	12:10	13.6	19.0	-
12:11	17.8	21.0	12:11	9.8	19.0	-
12:12	19.8	21.0	12:12	10.2	18.9	-
12:13	18.0	21.0	12:13	12.6	18.9	-
12:14	19.4	21.0	12:14	10.8	18.7	-
12:15	16.8	20.8	12:15	11.4	18.3	-
12:16	18.2	20.6	12:16	13.0	16.7	-
12:17	18.4	20.0	12:17	11.2	14.1	-
12:18	18.2	20.0	12:18	10.2	13.9	-
12:19	17.2	19.8	12:19	9.8	13.6	-
12:20	16.4	19.7	12:20	9.0	12.7	-
12:21	15.6	19.4	12:21	9.0	11.9	-
12:22	15.6	18.0	12:22	9.6	11.2	-
12:23	18.6	17.9	12:23	12.4	11.0	-
12:24	24.2	18.3	12:24	10.6	10.9	-
12:25	19.2	18.2	12:25	10.0	10.6	-
12:26	16.0	18.1	12:26	12.4	10.8	-
12:27	14.8	17.8	12:27	12.0	10.9	-
12:28	14.8	17.6	12:28	7.4	10.6	-
12:29	16.2	17.3	12:29	8.0	10.4	-
12:30	16.0	17.3	12:30	9.0	10.2	-
12:31	15.2	17.1	12:31	10.8	10.1	-
12:32	15.0	16.9	12:32	8.6	9.9	-
12:33	13.6	16.6	12:33	9.2	9.9	-
12:34	14.6	16.4	12:34	9.2	9.8	-
12:35	14.0	16.2	12:35	9.0	9.8	-
12:36	14.6	16.2	12:36	8.6	9.8	-
12:37	14.8	16.1	12:37	12.8	10.0	-
12:38	15.0	15.9	12:38	9.6	9.8	-
12:39	30.2	16.3	12:39	9.6	9.7	-
12:40	18.4	16.2	12:40	8.8	9.7	-
12:41	14.8	16.1	12:41	8.2	9.4	-
12:42	13.8	16.1	12:42	7.6	9.1	-
12:43	14.6	16.1	12:43	9.0	9.2	-
12:44	14.8	16.0	12:44	8.4	9.2	-
12:45	14.0	15.8	12:45	7.4	9.1	-
12:46	14.8	15.8	12:46	9.2	9.0	-
12:47	14.0	15.7	12:47	9.8	9.1	-
12:48	14.3	15.8	12:48	8.6	9.1	-
12:49	15.5	15.8	12:49	10.0	9.1	-
12:50	15.8	16.0	12:50	9.8	9.2	-
12:51	15.3	16.0	12:51	8.8	9.2	-
12:52	14.8	16.0	12:52	8.2	8.9	-
12:53	16.0	16.1	12:53	9.2	8.8	-
12:54	15.0	15.0	12:54	8.2	8.7	-
12:55	14.0	14.8	12:55	8.0	8.7	-
12:56	14.3	14.7	12:56	9.5	8.8	-

Grand Union Bowling Alley Site
BCP #360222
150 Westchester Avenue, Port Chester
November 5, 2024

PARTICULATE DATA						
Upwind			Downwind			Exceeds Particulate Alarm Limit
Time	Concentration (ug/m^3)	15-Min Avg Concentration (ug/m^3)	Time	Concentration (ug/m^3)	15-Min Avg Concentration (ug/m^3)	
12:57	15.8	14.8	12:57	7.0	8.7	-
12:58	14.8	14.9	12:58	6.5	8.6	-
12:59	13.5	14.8	12:59	7.5	8.5	-
13:00	14.0	14.8	13:00	7.8	8.5	-
13:01	16.0	14.9	13:01	9.5	8.6	-
13:02	19.5	15.2	13:02	12.3	8.7	-
13:03	14.8	15.3	13:03	10.0	8.8	-
13:04	16.3	15.3	13:04	8.5	8.7	-
13:05	14.5	15.2	13:05	12.5	8.9	-
13:06	19.0	15.5	13:06	13.3	9.2	-
13:07	15.3	15.5	13:07	8.5	9.2	-
13:08	15.0	15.4	13:08	8.8	9.2	-
13:09	17.5	15.6	13:09	8.5	9.2	-
13:10	15.0	15.7	13:10	9.0	9.3	-
13:11	17.3	15.9	13:11	7.5	9.1	-
13:12	14.5	15.8	13:12	10.5	9.4	-
13:13	19.3	16.1	13:13	10.5	9.6	-
13:14	15.0	16.2	13:14	10.3	9.8	-
13:15	14.5	16.2	13:15	8.8	9.9	-
13:16	13.5	16.1	13:16	9.3	9.9	-
13:17	71.3	19.5	13:17	12.3	9.9	-
13:18	277.5	37.0	13:18	9.5	9.8	-
13:19	61.8	40.1	13:19	103.8	16.2	-
13:20	107.5	46.3	13:20	46.0	18.4	-
13:21	19.3	46.3	13:21	11.3	18.3	-
13:22	19.8	46.6	13:22	19.5	19.0	-
13:23	75.0	50.6	13:23	9.8	19.1	-
13:24	36.0	51.8	13:24	10.5	19.2	-
13:25	39.8	53.5	13:25	7.5	19.1	-
13:26	114.3	59.9	13:26	9.5	19.3	-
13:27	95.0	65.3	13:27	21.8	20.0	-
13:28	390.5	90.0	13:28	201.3	32.7	-
13:29	24.0	90.6	13:29	87.5	37.9	-
13:30	97.8	96.2	13:30	19.0	38.6	-
13:31	590.0	134.6	13:31	9.0	38.5	-
13:32	53.0	133.4	13:32	10.3	38.4	-
13:33	18.8	116.2	13:33	11.8	38.6	-
13:34	21.3	113.5	13:34	9.3	32.3	-
13:35	26.3	108.0	13:35	10.0	29.9	-
13:36	17.3	107.9	13:36	8.5	29.7	-
13:37	218.5	121.2	13:37	8.8	29.0	-
13:38	53.8	119.7	13:38	11.8	29.1	-
13:39	18.0	118.5	13:39	10.8	29.1	-
13:40	290.8	135.3	13:40	11.0	29.3	-
13:41	227.5	142.8	13:41	9.0	29.3	-
13:42	33.8	138.7	13:42	11.8	28.6	-
13:43	138.5	121.9	13:43	8.3	15.8	-
13:44	28.3	122.2	13:44	7.8	10.5	-
13:45	22.5	117.2	13:45	8.3	9.7	-

Grand Union Bowling Alley Site
BCP #360222
150 Westchester Avenue, Port Chester
November 5, 2024

PARTICULATE DATA						
Upwind			Downwind			Exceeds Particulate Alarm Limit
Time	Concentration (ug/m^3)	15-Min Avg Concentration (ug/m^3)	Time	Concentration (ug/m^3)	15-Min Avg Concentration (ug/m^3)	
13:46	16.8	79.0	13:46	6.8	9.6	-
13:47	16.3	76.5	13:47	9.0	9.5	-
13:48	17.3	76.4	13:48	7.5	9.2	-
13:49	19.0	76.3	13:49	10.8	9.3	-
13:50	17.3	75.7	13:50	9.3	9.3	-
13:51	18.8	75.8	13:51	9.3	9.3	-
13:52	15.0	62.2	13:52	9.0	9.3	-
13:53	16.3	59.7	13:53	9.5	9.2	-
13:54	17.0	59.7	13:54	10.3	9.2	-
13:55	18.5	41.5	13:55	9.8	9.1	-
13:56	16.0	27.4	13:56	9.8	9.1	-
13:57	16.3	26.2	13:57	8.8	8.9	-
13:58	16.3	18.1	13:58	8.3	8.9	-
13:59	16.3	17.3	13:59	8.0	8.9	-
14:00	18.3	17.0	14:00	12.3	9.2	-
14:01	17.3	17.0	14:01	10.3	9.4	-
14:02	16.8	17.1	14:02	7.8	9.4	-
14:03	15.3	16.9	14:03	10.0	9.5	-
14:04	14.8	16.7	14:04	9.0	9.4	-
14:05	15.5	16.5	14:05	8.8	9.4	-
14:06	15.8	16.3	14:06	8.5	9.3	-
14:07	15.8	16.4	14:07	11.8	9.5	-
14:08	18.3	16.5	14:08	9.3	9.5	-
14:09	17.8	16.6	14:09	10.0	9.5	-
14:10	17.5	16.5	14:10	9.0	9.4	-
14:11	17.0	16.6	14:11	12.3	9.6	-
14:12	17.5	16.7	14:12	10.5	9.7	-
14:13	16.0	16.6	14:13	7.5	9.7	-
14:14	15.8	16.6	14:14	12.8	10.0	-
14:15	16.0	16.5	14:15	9.3	9.8	-
14:16	18.3	16.5	14:16	9.8	9.7	-
14:17	15.8	16.5	14:17	10.0	9.9	-
14:18	15.5	16.5	14:18	10.0	9.9	-
14:19	16.0	16.6	14:19	10.0	10.0	-
14:20	14.8	16.5	14:20	9.8	10.0	-
14:21	16.8	16.6	14:21	8.8	10.0	-
14:22	15.3	16.5	14:22	9.3	9.9	-
14:23	15.8	16.4	14:23	9.3	9.9	-
14:24	16.0	16.3	14:24	24.3	10.8	-
14:25	16.0	16.2	14:25	9.3	10.8	-
14:26	16.5	16.1	14:26	10.0	10.7	-
14:27	16.3	16.0	14:27	13.3	10.9	-
14:28	17.0	16.1	14:28	16.5	11.5	-
14:29	17.0	16.2	14:29	16.3	11.7	-
14:30	16.5	16.2	14:30	9.0	11.7	-
14:31	17.3	16.2	14:31	11.5	11.8	-
14:32	19.0	16.4	14:32	14.8	12.1	-
14:33	17.0	16.5	14:33	13.5	12.4	-
14:34	15.5	16.4	14:34	11.3	12.4	-

Grand Union Bowling Alley Site
BCP #360222
150 Westchester Avenue, Port Chester
November 5, 2024

PARTICULATE DATA						
Upwind			Downwind			Exceeds Particulate Alarm Limit
Time	Concentration (ug/m^3)	15-Min Avg Concentration (ug/m^3)	Time	Concentration (ug/m^3)	15-Min Avg Concentration (ug/m^3)	
14:35	17.0	16.6	14:35	12.3	12.6	-
14:36	16.8	16.6	14:36	12.3	12.8	-
14:37	17.3	16.7	14:37	10.0	12.9	-
14:38	24.8	17.3	14:38	11.8	13.1	-
14:39	17.0	17.4	14:39	10.5	12.1	-
14:40	17.0	17.5	14:40	11.5	12.3	-
14:41	17.3	17.5	14:41	10.5	12.3	-
14:42	16.5	17.5	14:42	11.0	12.2	-
14:43	17.0	17.5	14:43	12.5	11.9	-
14:44	16.5	17.5	14:44	12.0	11.6	-
14:45	17.8	17.6	14:45	11.5	11.8	-
14:46	18.0	17.6	14:46	10.5	11.7	-
14:47	16.3	17.4	14:47	12.3	11.6	-
14:48	16.8	17.4	14:48	11.3	11.4	-
14:49	17.5	17.6	14:49	11.3	11.4	-
14:50	17.8	17.6	14:50	12.3	11.4	-
14:51	17.3	17.6	14:51	13.0	11.5	-
14:52	17.8	17.7	14:52	69.0	15.4	-
14:53	26.5	17.8	14:53	11.8	15.4	-
14:54	16.3	17.7	14:54	13.5	15.6	-
14:55	16.3	17.7	14:55	12.0	15.6	-
14:56	15.5	17.6	14:56	14.0	15.9	-
14:57	16.8	17.6	14:57	10.3	15.8	-
14:58	16.0	17.5	14:58	12.0	15.8	-
14:59	20.0	17.8	14:59	22.8	16.5	-
15:00	18.5	17.8	15:00	17.8	16.9	-
15:01	18.8	17.9	15:01	11.8	17.0	-
15:02	18.3	18.0	15:02	38.0	18.7	-
15:03	18.8	18.1	15:03	16.3	19.0	-
15:04	16.8	18.1	15:04	14.0	19.2	-
15:05	16.5	18.0	15:05	11.8	19.2	-
15:06	16.8	18.0	15:06	11.8	19.1	-
15:07	17.5	17.9	15:07	11.5	15.3	-
15:08	16.3	17.3	15:08	12.5	15.3	-
15:09	16.8	17.3	15:09	12.3	15.2	-
15:10	17.0	17.3	15:10	12.0	15.2	-
15:11	16.0	17.4	15:11	13.5	15.2	-
15:12	17.5	17.4	15:12	11.3	15.3	-
15:13	17.0	17.5	15:13	12.3	15.3	-
15:14	16.8	17.3	15:14	15.0	14.8	-
15:15	25.3	17.7	15:15	11.5	14.4	-
15:16	17.3	17.6	15:16	16.3	14.7	-
15:17	17.5	17.6	15:17	19.0	13.4	-
15:18	20.3	17.7	15:18	14.3	13.3	-
15:19	17.5	17.7	15:19	14.5	13.3	-
15:20	16.5	17.7	15:20	12.3	13.3	-
15:21	17.3	17.8	15:21	14.5	13.5	-
15:22	18.0	17.8	15:22	13.0	13.6	-
15:23	17.3	17.9	15:23	14.0	13.7	-

Grand Union Bowling Alley Site
BCP #360222
150 Westchester Avenue, Port Chester
November 5, 2024

PARTICULATE DATA						
Upwind			Downwind			Exceeds Particulate Alarm Limit
Time	Concentration (ug/m^3)	15-Min Avg Concentration (ug/m^3)	Time	Concentration (ug/m^3)	15-Min Avg Concentration (ug/m^3)	
15:24	14.0	17.7	15:24	17.8	14.1	-

Grand Union Bowling Alley Site
BCP #360222
150 Westchester Avenue, Port Chester
November 5, 2024

Tuesday, November 5, 2024						
					Number of Instances Where Downwind VOCs Exceeds Upwind VOCs + 5 =	0
					Number of Comparable Data Points =	420
					Start Time:	8:09
					End Time:	15:24
PID DATA						
Upwind			Downwind			
Time	Concentration (ppm)	15-Min Avg Concentration (ppm)	Time	Concentration (ppm)	15-Min Avg Concentration (ppm)	Exceeds VOC Alarm Limit
8:09	0.0	-	8:09	-	-	-
8:10	0.0	-	8:10	0.0	-	-
8:11	0.0	-	8:11	0.0	-	-
8:12	0.0	-	8:12	0.0	-	-
8:13	0.0	-	8:13	0.0	-	-
8:14	0.0	-	8:14	0.0	-	-
8:15	0.0	-	8:15	0.0	-	-
8:16	0.0	-	8:16	0.0	-	-
8:17	0.0	-	8:17	0.0	-	-
8:18	0.0	-	8:18	0.0	-	-
8:19	0.0	-	8:19	0.0	-	-
8:20	0.0	-	8:20	0.0	-	-
8:21	0.0	-	8:21	0.0	-	-
8:22	0.0	-	8:22	0.0	-	-
8:23	0.0	-	8:23	0.0	-	-
8:24	0.0	0.0	8:24	0.0	-	-
8:25	0.0	0.0	8:25	0.0	0.0	-
8:26	0.0	0.0	8:26	0.0	0.0	-
8:27	0.0	0.0	8:27	0.0	0.0	-
8:28	0.0	0.0	8:28	0.0	0.0	-
8:29	0.0	0.0	8:29	0.0	0.0	-
8:30	0.0	0.0	8:30	0.0	0.0	-
8:31	0.0	0.0	8:31	0.0	0.0	-
8:32	0.0	0.0	8:32	0.0	0.0	-
8:33	0.0	0.0	8:33	0.0	0.0	-
8:34	0.0	0.0	8:34	0.0	0.0	-
8:35	0.0	0.0	8:35	0.0	0.0	-
8:36	0.0	0.0	8:36	0.0	0.0	-
8:37	0.0	0.0	8:37	0.0	0.0	-
8:38	0.0	0.0	8:38	0.0	0.0	-
8:39	0.0	0.0	8:39	0.0	0.0	-
8:40	0.0	0.0	8:40	0.0	0.0	-
8:41	0.0	0.0	8:41	0.0	0.0	-
8:42	0.0	0.0	8:42	0.0	0.0	-
8:43	0.0	0.0	8:43	0.0	0.0	-
8:44	0.0	0.0	8:44	0.0	0.0	-
8:45	0.0	0.0	8:45	0.0	0.0	-
8:46	0.0	0.0	8:46	0.0	0.0	-
8:47	0.0	0.0	8:47	0.0	0.0	-
8:48	0.0	0.0	8:48	0.0	0.0	-
8:49	0.0	0.0	8:49	0.0	0.0	-
8:50	0.0	0.0	8:50	0.0	0.0	-

Grand Union Bowling Alley Site
BCP #360222
150 Westchester Avenue, Port Chester
November 5, 2024

PID DATA						
Upwind			Downwind			
Time	Concentration (ppm)	15-Min Avg Concentration (ppm)	Time	Concentration (ppm)	15-Min Avg Concentration (ppm)	Exceeds VOC Alarm Limit
8:51	0.0	0.0	8:51	0.0	0.0	-
8:52	0.0	0.0	8:52	0.0	0.0	-
8:53	0.0	0.0	8:53	0.0	0.0	-
8:54	0.0	0.0	8:54	0.0	0.0	-
8:55	0.0	0.0	8:55	0.0	0.0	-
8:56	0.0	0.0	8:56	0.0	0.0	-
8:57	0.0	0.0	8:57	0.0	0.0	-
8:58	0.0	0.0	8:58	0.0	0.0	-
8:59	0.0	0.0	8:59	0.0	0.0	-
9:00	0.0	0.0	9:00	0.0	0.0	-
9:01	0.0	0.0	9:01	0.0	0.0	-
9:02	0.0	0.0	9:02	0.0	0.0	-
9:03	0.0	0.0	9:03	0.0	0.0	-
9:04	0.0	0.0	9:04	0.0	0.0	-
9:05	0.0	0.0	9:05	0.0	0.0	-
9:06	0.0	0.0	9:06	0.0	0.0	-
9:07	0.0	0.0	9:07	0.0	0.0	-
9:08	0.0	0.0	9:08	0.0	0.0	-
9:09	0.0	0.0	9:09	0.0	0.0	-
9:10	0.0	0.0	9:10	0.0	0.0	-
9:11	0.0	0.0	9:11	0.0	0.0	-
9:12	0.0	0.0	9:12	0.1	0.0	-
9:13	0.0	0.0	9:13	0.1	0.0	-
9:14	0.0	0.0	9:14	0.1	0.0	-
9:15	0.0	0.0	9:15	0.2	0.0	-
9:16	0.0	0.0	9:16	0.2	0.0	-
9:17	0.0	0.0	9:17	0.2	0.1	-
9:18	0.0	0.0	9:18	0.2	0.1	-
9:19	0.0	0.0	9:19	0.3	0.1	-
9:20	0.0	0.0	9:20	0.3	0.1	-
9:21	0.0	0.0	9:21	0.3	0.1	-
9:22	0.0	0.0	9:22	0.3	0.1	-
9:23	0.0	0.0	9:23	0.3	0.2	-
9:24	0.0	0.0	9:24	0.2	0.2	-
9:25	0.0	0.0	9:25	0.1	0.2	-
9:26	0.0	0.0	9:26	0.2	0.2	-
9:27	0.0	0.0	9:27	0.1	0.2	-
9:28	0.0	0.0	9:28	0.2	0.2	-
9:29	0.0	0.0	9:29	0.1	0.2	-
9:30	0.0	0.0	9:30	0.1	0.2	-
9:31	0.0	0.0	9:31	0.1	0.2	-
9:32	0.0	0.0	9:32	0.1	0.2	-
9:33	0.0	0.0	9:33	0.1	0.2	-
9:34	0.0	0.0	9:34	0.1	0.2	-
9:35	0.0	0.0	9:35	0.1	0.2	-
9:36	0.0	0.0	9:36	0.0	0.1	-
9:37	0.0	0.0	9:37	0.0	0.1	-
9:38	0.0	0.0	9:38	0.0	0.1	-

Grand Union Bowling Alley Site
BCP #360222
150 Westchester Avenue, Port Chester
November 5, 2024

PID DATA						
Upwind			Downwind			
Time	Concentration (ppm)	15-Min Avg Concentration (ppm)	Time	Concentration (ppm)	15-Min Avg Concentration (ppm)	Exceeds VOC Alarm Limit
9:39	0.0	0.0	9:39	0.0	0.1	-
9:40	0.0	0.0	9:40	0.0	0.1	-
9:41	0.0	0.0	9:41	0.0	0.1	-
9:42	0.0	0.0	9:42	0.0	0.1	-
9:43	0.0	0.0	9:43	0.0	0.0	-
9:44	0.0	0.0	9:44	0.0	0.0	-
9:45	0.0	0.0	9:45	0.0	0.0	-
9:46	0.0	0.0	9:46	0.0	0.0	-
9:47	0.0	0.0	9:47	0.0	0.0	-
9:48	0.0	0.0	9:48	0.0	0.0	-
9:49	0.0	0.0	9:49	0.0	0.0	-
9:50	0.0	0.0	9:50	0.0	0.0	-
9:51	0.0	0.0	9:51	0.0	0.0	-
9:52	0.0	0.0	9:52	0.0	0.0	-
9:53	0.0	0.0	9:53	0.0	0.0	-
9:54	0.0	0.0	9:54	0.0	0.0	-
9:55	0.0	0.0	9:55	0.0	0.0	-
9:56	0.0	0.0	9:56	0.0	0.0	-
9:57	0.0	0.0	9:57	0.0	0.0	-
9:58	0.0	0.0	9:58	0.0	0.0	-
9:59	0.0	0.0	9:59	0.0	0.0	-
10:00	0.0	0.0	10:00	0.0	0.0	-
10:01	0.0	0.0	10:01	0.0	0.0	-
10:02	0.0	0.0	10:02	0.0	0.0	-
10:03	0.0	0.0	10:03	0.0	0.0	-
10:04	0.0	0.0	10:04	0.0	0.0	-
10:05	0.0	0.0	10:05	0.0	0.0	-
10:06	0.0	0.0	10:06	0.0	0.0	-
10:07	0.0	0.0	10:07	0.0	0.0	-
10:08	0.0	0.0	10:08	0.0	0.0	-
10:09	0.0	0.0	10:09	0.0	0.0	-
10:10	0.0	0.0	10:10	0.0	0.0	-
10:11	0.0	0.0	10:11	0.0	0.0	-
10:12	0.0	0.0	10:12	0.0	0.0	-
10:13	0.0	0.0	10:13	0.0	0.0	-
10:14	0.0	0.0	10:14	0.0	0.0	-
10:15	0.0	0.0	10:15	0.0	0.0	-
10:16	0.0	0.0	10:16	0.0	0.0	-
10:17	0.0	0.0	10:17	0.0	0.0	-
10:18	0.0	0.0	10:18	0.0	0.0	-
10:19	0.0	0.0	10:19	0.0	0.0	-
10:20	0.0	0.0	10:20	0.0	0.0	-
10:21	0.0	0.0	10:21	0.0	0.0	-
10:22	0.0	0.0	10:22	0.0	0.0	-
10:23	0.0	0.0	10:23	0.0	0.0	-
10:24	0.0	0.0	10:24	0.0	0.0	-
10:25	0.0	0.0	10:25	0.0	0.0	-
10:26	0.0	0.0	10:26	0.0	0.0	-

Grand Union Bowling Alley Site
BCP #360222
150 Westchester Avenue, Port Chester
November 5, 2024

PID DATA						
Upwind			Downwind			
Time	Concentration (ppm)	15-Min Avg Concentration (ppm)	Time	Concentration (ppm)	15-Min Avg Concentration (ppm)	Exceeds VOC Alarm Limit
10:27	0.0	0.0	10:27	0.0	0.0	-
10:28	0.0	0.0	10:28	0.0	0.0	-
10:29	0.0	0.0	10:29	0.0	0.0	-
10:30	0.0	0.0	10:30	0.0	0.0	-
10:31	0.0	0.0	10:31	0.0	0.0	-
10:32	0.0	0.0	10:32	0.0	0.0	-
10:33	0.0	0.0	10:33	0.0	0.0	-
10:34	0.0	0.0	10:34	0.0	0.0	-
10:35	0.0	0.0	10:35	0.0	0.0	-
10:36	0.0	0.0	10:36	0.0	0.0	-
10:37	0.0	0.0	10:37	0.0	0.0	-
10:38	0.0	0.0	10:38	0.0	0.0	-
10:39	0.0	0.0	10:39	0.0	0.0	-
10:40	0.0	0.0	10:40	0.0	0.0	-
10:41	0.0	0.0	10:41	0.0	0.0	-
10:42	0.0	0.0	10:42	0.0	0.0	-
10:43	0.0	0.0	10:43	0.0	0.0	-
10:44	0.0	0.0	10:44	0.0	0.0	-
10:45	0.0	0.0	10:45	0.0	0.0	-
10:46	0.0	0.0	10:46	0.0	0.0	-
10:47	0.0	0.0	10:47	0.0	0.0	-
10:48	0.0	0.0	10:48	0.0	0.0	-
10:49	0.0	0.0	10:49	0.0	0.0	-
10:50	0.0	0.0	10:50	0.0	0.0	-
10:51	0.0	0.0	10:51	0.0	0.0	-
10:52	0.0	0.0	10:52	0.0	0.0	-
10:53	0.0	0.0	10:53	0.0	0.0	-
10:54	0.0	0.0	10:54	0.0	0.0	-
10:55	0.0	0.0	10:55	0.0	0.0	-
10:56	0.0	0.0	10:56	0.0	0.0	-
10:57	0.0	0.0	10:57	0.0	0.0	-
10:58	0.0	0.0	10:58	0.0	0.0	-
10:59	0.0	0.0	10:59	0.0	0.0	-
11:00	0.0	0.0	11:00	0.0	0.0	-
11:01	0.0	0.0	11:01	0.0	0.0	-
11:02	0.0	0.0	11:02	0.0	0.0	-
11:03	0.0	0.0	11:03	0.0	0.0	-
11:04	0.0	0.0	11:04	0.0	0.0	-
11:05	0.0	0.0	11:05	0.0	0.0	-
11:06	0.0	0.0	11:06	0.0	0.0	-
11:07	0.0	0.0	11:07	0.0	0.0	-
11:08	0.0	0.0	11:08	0.0	0.0	-
11:09	0.0	0.0	11:09	0.0	0.0	-
11:10	0.0	0.0	11:10	0.0	0.0	-
11:11	0.0	0.0	11:11	0.0	0.0	-
11:12	0.0	0.0	11:12	0.0	0.0	-
11:13	0.0	0.0	11:13	0.0	0.0	-
11:14	0.0	0.0	11:14	0.0	0.0	-

Grand Union Bowling Alley Site
BCP #360222
150 Westchester Avenue, Port Chester
November 5, 2024

PID DATA						
Upwind			Downwind			
Time	Concentration (ppm)	15-Min Avg Concentration (ppm)	Time	Concentration (ppm)	15-Min Avg Concentration (ppm)	Exceeds VOC Alarm Limit
11:15	0.0	0.0	11:15	0.0	0.0	-
11:16	0.0	0.0	11:16	0.0	0.0	-
11:17	0.0	0.0	11:17	0.0	0.0	-
11:18	0.0	0.0	11:18	0.0	0.0	-
11:19	0.0	0.0	11:19	0.0	0.0	-
11:20	0.0	0.0	11:20	0.0	0.0	-
11:21	0.0	0.0	11:21	0.0	0.0	-
11:22	0.0	0.0	11:22	0.0	0.0	-
11:23	0.0	0.0	11:23	0.0	0.0	-
11:24	0.0	0.0	11:24	0.0	0.0	-
11:25	0.0	0.0	11:25	0.0	0.0	-
11:26	0.0	0.0	11:26	0.0	0.0	-
11:27	0.0	0.0	11:27	0.0	0.0	-
11:28	0.0	0.0	11:28	0.0	0.0	-
11:29	0.0	0.0	11:29	0.0	0.0	-
11:30	0.0	0.0	11:30	0.0	0.0	-
11:31	0.0	0.0	11:31	0.0	0.0	-
11:32	0.0	0.0	11:32	0.0	0.0	-
11:33	0.0	0.0	11:33	0.0	0.0	-
11:34	0.0	0.0	11:34	0.0	0.0	-
11:35	0.0	0.0	11:35	0.0	0.0	-
11:36	0.0	0.0	11:36	0.0	0.0	-
11:37	0.0	0.0	11:37	0.0	0.0	-
11:38	0.0	0.0	11:38	0.0	0.0	-
11:39	0.0	0.0	11:39	0.0	0.0	-
11:40	0.0	0.0	11:40	0.0	0.0	-
11:41	0.0	0.0	11:41	0.0	0.0	-
11:42	0.0	0.0	11:42	0.0	0.0	-
11:43	0.0	0.0	11:43	0.0	0.0	-
11:44	0.0	0.0	11:44	0.0	0.0	-
11:45	0.0	0.0	11:45	0.0	0.0	-
11:46	0.0	0.0	11:46	0.0	0.0	-
11:47	0.0	0.0	11:47	0.0	0.0	-
11:48	0.0	0.0	11:48	0.0	0.0	-
11:49	0.0	0.0	11:49	0.0	0.0	-
11:50	0.0	0.0	11:50	0.0	0.0	-
11:51	0.0	0.0	11:51	0.0	0.0	-
11:52	0.0	0.0	11:52	0.0	0.0	-
11:53	0.0	0.0	11:53	0.0	0.0	-
11:54	0.0	0.0	11:54	0.0	0.0	-
11:55	0.0	0.0	11:55	0.0	0.0	-
11:56	0.0	0.0	11:56	0.0	0.0	-
11:57	0.0	0.0	11:57	0.0	0.0	-
11:58	0.0	0.0	11:58	0.0	0.0	-
11:59	0.0	0.0	11:59	0.0	0.0	-
12:00	0.0	0.0	12:00	0.0	0.0	-
12:01	0.0	0.0	12:01	0.0	0.0	-
12:02	0.0	0.0	12:02	0.0	0.0	-

Grand Union Bowling Alley Site
BCP #360222
150 Westchester Avenue, Port Chester
November 5, 2024

PID DATA						
Upwind			Downwind			
Time	Concentration (ppm)	15-Min Avg Concentration (ppm)	Time	Concentration (ppm)	15-Min Avg Concentration (ppm)	Exceeds VOC Alarm Limit
12:03	0.0	0.0	12:03	0.0	0.0	-
12:04	0.0	0.0	12:04	0.0	0.0	-
12:05	0.0	0.0	12:05	0.0	0.0	-
12:06	0.0	0.0	12:06	0.0	0.0	-
12:07	0.0	0.0	12:07	0.0	0.0	-
12:08	0.0	0.0	12:08	0.0	0.0	-
12:09	0.0	0.0	12:09	0.0	0.0	-
12:10	0.0	0.0	12:10	0.0	0.0	-
12:11	0.0	0.0	12:11	0.0	0.0	-
12:12	0.0	0.0	12:12	0.0	0.0	-
12:13	0.0	0.0	12:13	0.0	0.0	-
12:14	0.0	0.0	12:14	0.0	0.0	-
12:15	0.0	0.0	12:15	0.0	0.0	-
12:16	0.0	0.0	12:16	0.0	0.0	-
12:17	0.0	0.0	12:17	0.0	0.0	-
12:18	0.0	0.0	12:18	0.0	0.0	-
12:19	0.0	0.0	12:19	0.0	0.0	-
12:20	0.0	0.0	12:20	0.0	0.0	-
12:21	0.0	0.0	12:21	0.0	0.0	-
12:22	0.0	0.0	12:22	0.0	0.0	-
12:23	0.0	0.0	12:23	0.0	0.0	-
12:24	0.0	0.0	12:24	0.0	0.0	-
12:25	0.0	0.0	12:25	0.0	0.0	-
12:26	0.0	0.0	12:26	0.0	0.0	-
12:27	0.0	0.0	12:27	0.0	0.0	-
12:28	0.0	0.0	12:28	0.0	0.0	-
12:29	0.0	0.0	12:29	0.0	0.0	-
12:30	0.0	0.0	12:30	0.0	0.0	-
12:31	0.0	0.0	12:31	0.0	0.0	-
12:32	0.0	0.0	12:32	0.0	0.0	-
12:33	0.0	0.0	12:33	0.0	0.0	-
12:34	0.0	0.0	12:34	0.0	0.0	-
12:35	0.0	0.0	12:35	0.0	0.0	-
12:36	0.0	0.0	12:36	0.0	0.0	-
12:37	0.0	0.0	12:37	0.0	0.0	-
12:38	0.0	0.0	12:38	0.0	0.0	-
12:39	0.0	0.0	12:39	0.0	0.0	-
12:40	0.0	0.0	12:40	0.0	0.0	-
12:41	0.0	0.0	12:41	0.0	0.0	-
12:42	0.0	0.0	12:42	0.0	0.0	-
12:43	0.0	0.0	12:43	0.0	0.0	-
12:44	0.0	0.0	12:44	0.0	0.0	-
12:45	0.0	0.0	12:45	0.0	0.0	-
12:46	0.0	0.0	12:46	0.0	0.0	-
12:47	0.0	0.0	12:47	0.0	0.0	-
12:48	0.0	0.0	12:48	0.0	0.0	-
12:49	0.0	0.0	12:49	0.0	0.0	-
12:50	0.0	0.0	12:50	0.0	0.0	-

Grand Union Bowling Alley Site
BCP #360222
150 Westchester Avenue, Port Chester
November 5, 2024

PID DATA						
Upwind			Downwind			
Time	Concentration (ppm)	15-Min Avg Concentration (ppm)	Time	Concentration (ppm)	15-Min Avg Concentration (ppm)	Exceeds VOC Alarm Limit
12:51	0.0	0.0	12:51	0.0	0.0	-
12:52	0.0	0.0	12:52	0.0	0.0	-
12:53	0.0	0.0	12:53	0.0	0.0	-
12:54	0.0	0.0	12:54	0.0	0.0	-
12:55	0.0	0.0	12:55	0.0	0.0	-
12:56	0.0	0.0	12:56	0.0	0.0	-
12:57	0.0	0.0	12:57	0.0	0.0	-
12:58	0.0	0.0	12:58	0.0	0.0	-
12:59	0.0	0.0	12:59	0.0	0.0	-
13:00	0.0	0.0	13:00	0.0	0.0	-
13:01	0.0	0.0	13:01	0.0	0.0	-
13:02	0.0	0.0	13:02	0.0	0.0	-
13:03	0.0	0.0	13:03	0.0	0.0	-
13:04	0.0	0.0	13:04	0.0	0.0	-
13:05	0.0	0.0	13:05	0.0	0.0	-
13:06	0.0	0.0	13:06	0.0	0.0	-
13:07	0.0	0.0	13:07	0.0	0.0	-
13:08	0.0	0.0	13:08	0.0	0.0	-
13:09	0.0	0.0	13:09	0.0	0.0	-
13:10	0.0	0.0	13:10	0.0	0.0	-
13:11	0.0	0.0	13:11	0.0	0.0	-
13:12	0.0	0.0	13:12	0.0	0.0	-
13:13	0.0	0.0	13:13	0.0	0.0	-
13:14	0.0	0.0	13:14	0.0	0.0	-
13:15	0.0	0.0	13:15	0.0	0.0	-
13:16	0.0	0.0	13:16	0.0	0.0	-
13:17	0.0	0.0	13:17	0.0	0.0	-
13:18	0.0	0.0	13:18	0.0	0.0	-
13:19	0.0	0.0	13:19	0.0	0.0	-
13:20	0.0	0.0	13:20	0.0	0.0	-
13:21	0.0	0.0	13:21	0.0	0.0	-
13:22	0.0	0.0	13:22	0.0	0.0	-
13:23	0.0	0.0	13:23	0.0	0.0	-
13:24	0.0	0.0	13:24	0.0	0.0	-
13:25	0.0	0.0	13:25	0.0	0.0	-
13:26	0.0	0.0	13:26	0.0	0.0	-
13:27	0.0	0.0	13:27	0.0	0.0	-
13:28	0.0	0.0	13:28	0.0	0.0	-
13:29	0.0	0.0	13:29	0.0	0.0	-
13:30	0.0	0.0	13:30	0.0	0.0	-
13:31	0.0	0.0	13:31	0.0	0.0	-
13:32	0.0	0.0	13:32	0.0	0.0	-
13:33	0.0	0.0	13:33	0.0	0.0	-
13:34	0.0	0.0	13:34	0.0	0.0	-
13:35	0.0	0.0	13:35	0.0	0.0	-
13:36	0.0	0.0	13:36	0.0	0.0	-
13:37	0.0	0.0	13:37	0.0	0.0	-
13:38	0.0	0.0	13:38	0.0	0.0	-

Grand Union Bowling Alley Site
BCP #360222
150 Westchester Avenue, Port Chester
November 5, 2024

PID DATA						
Upwind			Downwind			
Time	Concentration (ppm)	15-Min Avg Concentration (ppm)	Time	Concentration (ppm)	15-Min Avg Concentration (ppm)	Exceeds VOC Alarm Limit
13:39	0.0	0.0	13:39	0.0	0.0	-
13:40	0.0	0.0	13:40	0.0	0.0	-
13:41	0.0	0.0	13:41	0.0	0.0	-
13:42	0.0	0.0	13:42	0.0	0.0	-
13:43	0.0	0.0	13:43	0.0	0.0	-
13:44	0.0	0.0	13:44	0.0	0.0	-
13:45	0.0	0.0	13:45	0.0	0.0	-
13:46	0.0	0.0	13:46	0.0	0.0	-
13:47	0.0	0.0	13:47	0.0	0.0	-
13:48	0.0	0.0	13:48	0.0	0.0	-
13:49	0.0	0.0	13:49	0.0	0.0	-
13:50	0.0	0.0	13:50	0.0	0.0	-
13:51	0.0	0.0	13:51	0.0	0.0	-
13:52	0.0	0.0	13:52	0.0	0.0	-
13:53	0.0	0.0	13:53	0.0	0.0	-
13:54	0.0	0.0	13:54	0.0	0.0	-
13:55	0.0	0.0	13:55	0.0	0.0	-
13:56	0.0	0.0	13:56	0.0	0.0	-
13:57	0.0	0.0	13:57	0.0	0.0	-
13:58	0.0	0.0	13:58	0.0	0.0	-
13:59	0.0	0.0	13:59	0.0	0.0	-
14:00	0.0	0.0	14:00	0.0	0.0	-
14:01	0.0	0.0	14:01	0.0	0.0	-
14:02	0.0	0.0	14:02	0.0	0.0	-
14:03	0.0	0.0	14:03	0.0	0.0	-
14:04	0.0	0.0	14:04	0.0	0.0	-
14:05	0.0	0.0	14:05	0.0	0.0	-
14:06	0.0	0.0	14:06	0.0	0.0	-
14:07	0.0	0.0	14:07	0.0	0.0	-
14:08	0.0	0.0	14:08	0.0	0.0	-
14:09	0.0	0.0	14:09	0.0	0.0	-
14:10	0.0	0.0	14:10	0.0	0.0	-
14:11	0.0	0.0	14:11	0.0	0.0	-
14:12	0.0	0.0	14:12	0.0	0.0	-
14:13	0.0	0.0	14:13	0.0	0.0	-
14:14	0.0	0.0	14:14	0.0	0.0	-
14:15	0.0	0.0	14:15	0.0	0.0	-
14:16	0.0	0.0	14:16	0.0	0.0	-
14:17	0.0	0.0	14:17	0.0	0.0	-
14:18	0.0	0.0	14:18	0.0	0.0	-
14:19	0.0	0.0	14:19	0.0	0.0	-
14:20	0.0	0.0	14:20	0.0	0.0	-
14:21	0.0	0.0	14:21	0.0	0.0	-
14:22	0.0	0.0	14:22	0.0	0.0	-
14:23	0.0	0.0	14:23	0.0	0.0	-
14:24	0.0	0.0	14:24	0.0	0.0	-
14:25	0.0	0.0	14:25	0.0	0.0	-
14:26	0.0	0.0	14:26	0.0	0.0	-

Grand Union Bowling Alley Site
BCP #360222
150 Westchester Avenue, Port Chester
November 5, 2024

PID DATA						
Upwind			Downwind			
Time	Concentration (ppm)	15-Min Avg Concentration (ppm)	Time	Concentration (ppm)	15-Min Avg Concentration (ppm)	Exceeds VOC Alarm Limit
14:27	0.0	0.0	14:27	0.0	0.0	-
14:28	0.0	0.0	14:28	0.0	0.0	-
14:29	0.0	0.0	14:29	0.0	0.0	-
14:30	0.0	0.0	14:30	0.0	0.0	-
14:31	0.0	0.0	14:31	0.0	0.0	-
14:32	0.0	0.0	14:32	0.0	0.0	-
14:33	0.0	0.0	14:33	0.0	0.0	-
14:34	0.0	0.0	14:34	0.0	0.0	-
14:35	0.0	0.0	14:35	0.0	0.0	-
14:36	0.0	0.0	14:36	0.0	0.0	-
14:37	0.0	0.0	14:37	0.0	0.0	-
14:38	0.0	0.0	14:38	0.0	0.0	-
14:39	0.0	0.0	14:39	0.0	0.0	-
14:40	0.0	0.0	14:40	0.0	0.0	-
14:41	0.0	0.0	14:41	0.0	0.0	-
14:42	0.0	0.0	14:42	0.0	0.0	-
14:43	0.0	0.0	14:43	0.0	0.0	-
14:44	0.0	0.0	14:44	0.0	0.0	-
14:45	0.0	0.0	14:45	0.0	0.0	-
14:46	0.0	0.0	14:46	0.0	0.0	-
14:47	0.0	0.0	14:47	0.0	0.0	-
14:48	0.0	0.0	14:48	0.0	0.0	-
14:49	0.0	0.0	14:49	0.0	0.0	-
14:50	0.0	0.0	14:50	0.0	0.0	-
14:51	0.0	0.0	14:51	0.0	0.0	-
14:52	0.0	0.0	14:52	0.0	0.0	-
14:53	0.0	0.0	14:53	0.0	0.0	-
14:54	0.0	0.0	14:54	0.0	0.0	-
14:55	0.0	0.0	14:55	0.0	0.0	-
14:56	0.0	0.0	14:56	0.0	0.0	-
14:57	0.0	0.0	14:57	0.0	0.0	-
14:58	0.0	0.0	14:58	0.0	0.0	-
14:59	0.0	0.0	14:59	0.0	0.0	-
15:00	0.0	0.0	15:00	0.0	0.0	-
15:01	0.0	0.0	15:01	0.0	0.0	-
15:02	0.0	0.0	15:02	0.0	0.0	-
15:03	0.0	0.0	15:03	0.0	0.0	-
15:04	0.0	0.0	15:04	0.0	0.0	-
15:05	0.0	0.0	15:05	0.0	0.0	-
15:06	0.0	0.0	15:06	0.0	0.0	-
15:07	0.0	0.0	15:07	0.0	0.0	-
15:08	0.0	0.0	15:08	0.0	0.0	-
15:09	0.0	0.0	15:09	0.0	0.0	-
15:10	0.0	0.0	15:10	0.0	0.0	-
15:11	0.0	0.0	15:11	0.0	0.0	-
15:12	0.0	0.0	15:12	0.0	0.0	-
15:13	0.0	0.0	15:13	0.0	0.0	-
15:14	0.0	0.0	15:14	0.0	0.0	-

Grand Union Bowling Alley Site
BCP #360222
150 Westchester Avenue, Port Chester
November 5, 2024

PID DATA						
Upwind			Downwind			
Time	Concentration (ppm)	15-Min Avg Concentration (ppm)	Time	Concentration (ppm)	15-Min Avg Concentration (ppm)	Exceeds VOC Alarm Limit
15:15	0.0	0.0	15:15	0.0	0.0	-
15:16	0.0	0.0	15:16	0.0	0.0	-
15:17	0.0	0.0	15:17	0.0	0.0	-
15:18	0.0	0.0	15:18	0.0	0.0	-
15:19	0.0	0.0	15:19	0.0	0.0	-
15:20	0.0	0.0	15:20	0.0	0.0	-
15:21	0.0	0.0	15:21	0.0	0.0	-
15:22	0.0	0.0	15:22	0.0	0.0	-
15:23	0.0	0.0	15:23	0.0	0.0	-
15:24	0.0	0.0	15:24	0.0	0.0	-

SESI CONSULTING ENGINEERS

959 US-46 Floor 3, Suite 300 - Parsippany-Troy Hills, NJ

DAILY AIR MONITORING REPORT
150 Westchester Avenue
Port Chester, New York

11/06/2024

Rev. No. 0 | Page 1 of 2

Project Number: 11895A

Dust Action Level: 150 µg/m^3

VOC Action Level: 5 ppm

Weather Data Range for Work Day		Wind Direction	SW	Relative Humidity (%)	57.0 - 79.0	Daily Rain Total (in)	0.00	Readings in the summary table and graphs below are the reported downwind concentrations.
Temperature (°F)	66.0 - 79.0	Wind Speed (MPH)	4.1 - 10.8	Barometer (inHg)	30.00 - 30.00	Avg. Dew Point Temp (°F)	61.4	

Station Location	Daily Avg. Dust Concentration (µg/m^3)	Max 15-Min Dust Concentration (µg/m^3)	Time of Max Dust Reading	Daily Avg. VOC Concentration (ppm)	Max 15-Min VOC Concentration (ppm)	Time of Max VOC Reading
Upwind	14.8	20.9	14:02	0.0	0.0	8:25
Downwind	10.7	21.4	8:51	0.3	1.8	10:32

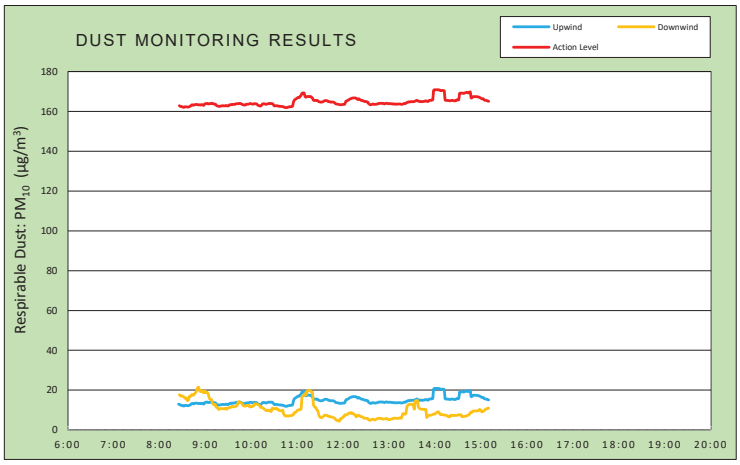

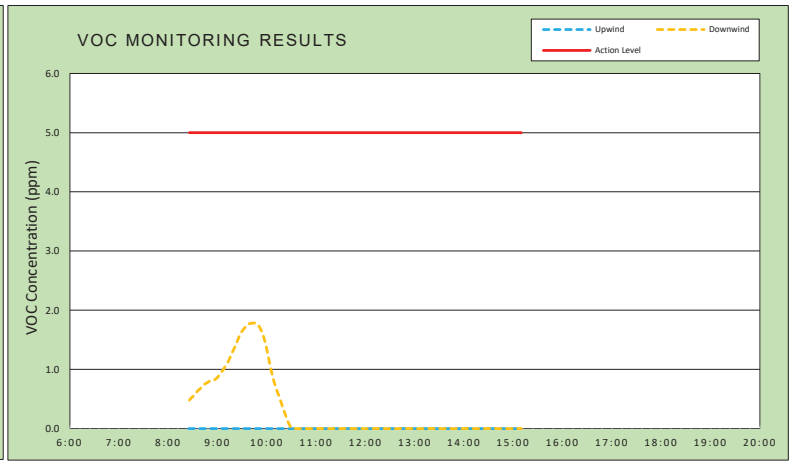

Air Monitoring Notes:

Weather Notes:

EMILCOTT
A Triumvirate Environmental Company

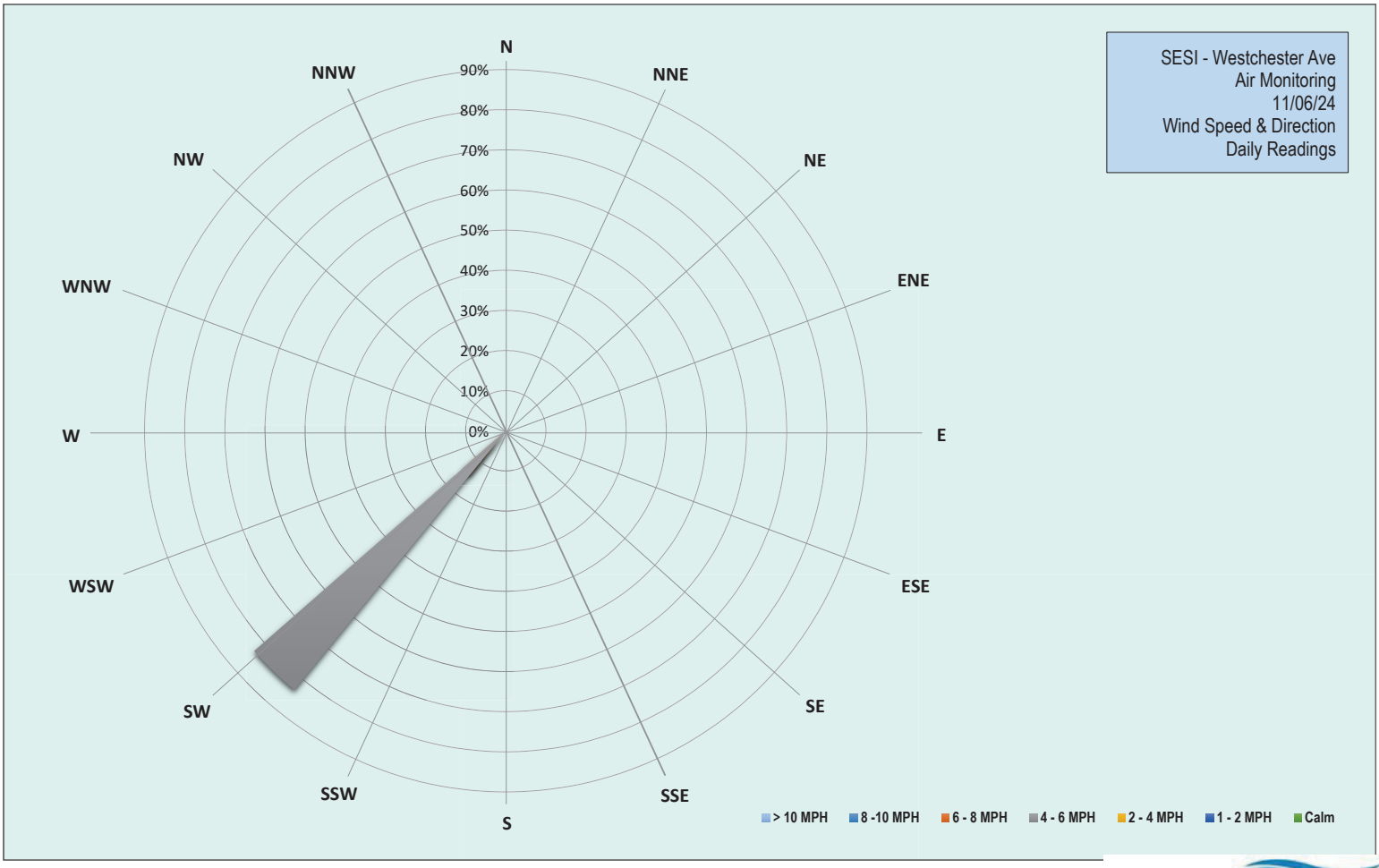

EMILCOTT
A Triumvirate Environmental Company

Grand Union Bowling Alley Site
BCP #360222
150 Westchester Avenue, Port Chester
November 6, 2024

Wednesday, November 6, 2024

Number of Instances Where Downwind Particulates Exceeds Upwind Particulate + 150 =	**0**
Number of Comparable Data Points =	**405**
Start Time:	**8:10**
End Time:	**15:10**

PARTICULATE DATA

Upwind			Downwind			
Time	**Concentration (ug/m^3)**	**15-Min Avg Concentration (ug/m^3)**	**Time**	**Concentration (ug/m^3)**	**15-Min Avg Concentration (ug/m^3)**	**Exceeds Particulate Alarm Limit**
8:10	17.0	-	8:10	-	-	-
8:11	13.8	-	8:11	199.0	-	-
8:12	14.0	-	8:12	16.8	-	-
8:13	15.3	-	8:13	19.8	-	-
8:14	14.8	-	8:14	18.0	-	-
8:15	14.8	-	8:15	15.8	-	-
8:16	13.0	-	8:16	14.0	-	-
8:17	13.3	-	8:17	15.5	-	-
8:18	12.5	-	8:18	16.8	-	-
8:19	12.3	-	8:19	13.0	-	-
8:20	13.0	-	8:20	14.5	-	-
8:21	13.3	-	8:21	30.0	-	-
8:22	12.5	-	8:22	37.5	-	-
8:23	11.3	-	8:23	14.0	-	-
8:24	10.3	-	8:24	11.5	-	-
8:25	10.8	13.0	8:25	13.3	-	-
8:26	12.0	12.9	8:26	14.5	17.7	-
8:27	10.0	12.6	8:27	11.0	17.3	-
8:28	12.3	12.4	8:28	15.3	17.0	-
8:29	16.0	12.5	8:29	21.0	17.2	-
8:30	11.0	12.2	8:30	12.5	17.0	-
8:31	12.0	12.2	8:31	11.8	16.8	-
8:32	10.8	12.0	8:32	11.0	16.5	-
8:33	16.8	12.3	8:33	9.3	16.0	-
8:34	13.0	12.3	8:34	13.3	16.0	-
8:35	12.5	12.3	8:35	15.0	16.1	-
8:36	12.5	12.2	8:36	14.5	15.0	-
8:37	11.0	12.1	8:37	32.8	14.7	-
8:38	13.0	12.3	8:38	23.3	15.3	-
8:39	12.0	12.4	8:39	34.0	16.8	-
8:40	13.0	12.5	8:40	14.0	16.9	-
8:41	17.0	12.9	8:41	18.0	17.1	-
8:42	15.3	13.2	8:42	19.5	17.7	-
8:43	14.0	13.3	8:43	15.5	17.7	-
8:44	11.8	13.0	8:44	17.0	17.4	-
8:45	14.0	13.2	8:45	16.5	17.7	-
8:46	12.8	13.3	8:46	21.5	18.3	-
8:47	13.5	13.5	8:47	15.8	18.7	-
8:48	16.5	13.5	8:48	18.8	19.3	-
8:49	13.3	13.5	8:49	23.5	20.0	-
8:50	11.0	13.4	8:50	35.5	21.3	-
8:51	10.5	13.2	8:51	16.0	21.4	-

Grand Union Bowling Alley Site
BCP #360222
150 Westchester Avenue, Port Chester
November 6, 2024

PARTICULATE DATA						
Upwind			Downwind			Exceeds Particulate Alarm Limit
Time	Concentration (ug/m^3)	15-Min Avg Concentration (ug/m^3)	Time	Concentration (ug/m^3)	15-Min Avg Concentration (ug/m^3)	
8:52	12.8	13.4	8:52	15.5	20.3	-
8:53	11.8	13.3	8:53	10.5	19.4	-
8:54	11.0	13.2	8:54	32.3	19.3	-
8:55	16.5	13.4	8:55	20.0	19.7	-
8:56	15.3	13.3	8:56	14.0	19.5	-
8:57	12.0	13.1	8:57	11.3	18.9	-
8:58	12.8	13.0	8:58	11.8	18.7	-
8:59	21.5	13.7	8:59	32.0	19.7	-
9:00	16.8	13.9	9:00	9.0	19.2	-
9:01	13.5	13.9	9:01	14.8	18.7	-
9:02	15.5	14.0	9:02	20.0	19.0	-
9:03	14.0	13.9	9:03	10.8	18.5	-
9:04	11.0	13.7	9:04	11.5	17.7	-
9:05	13.5	13.9	9:05	11.5	16.1	-
9:06	11.8	14.0	9:06	8.3	15.5	-
9:07	11.3	13.9	9:07	11.8	15.3	-
9:08	13.0	14.0	9:08	10.3	15.3	-
9:09	14.0	14.2	9:09	10.0	13.8	-
9:10	12.3	13.9	9:10	9.8	13.1	-
9:11	13.0	13.7	9:11	8.8	12.8	-
9:12	10.3	13.6	9:12	8.8	12.6	-
9:13	13.5	13.7	9:13	15.0	12.8	-
9:14	14.3	13.2	9:14	12.0	11.5	-
9:15	12.0	12.9	9:15	8.0	11.4	-
9:16	11.0	12.7	9:16	9.8	11.1	-
9:17	14.0	12.6	9:17	9.5	10.4	-
9:18	12.8	12.5	9:18	12.5	10.5	-
9:19	11.8	12.6	9:19	11.5	10.5	-
9:20	16.0	12.7	9:20	14.8	10.7	-
9:21	12.3	12.8	9:21	9.5	10.8	-
9:22	11.3	12.8	9:22	10.5	10.7	-
9:23	14.8	12.9	9:23	10.0	10.7	-
9:24	12.8	12.8	9:24	8.8	10.6	-
9:25	12.3	12.8	9:25	9.3	10.6	-
9:26	13.0	12.8	9:26	13.3	10.9	-
9:27	13.0	13.0	9:27	9.3	10.9	-
9:28	11.3	12.8	9:28	7.5	10.4	-
9:29	12.8	12.7	9:29	17.5	10.8	-
9:30	12.8	12.8	9:30	13.0	11.1	-
9:31	18.0	13.2	9:31	11.0	11.2	-
9:32	13.8	13.2	9:32	11.3	11.3	-
9:33	14.0	13.3	9:33	12.0	11.3	-
9:34	15.3	13.5	9:34	18.8	11.8	-
9:35	13.3	13.4	9:35	13.5	11.7	-
9:36	14.3	13.5	9:36	12.0	11.8	-
9:37	13.0	13.6	9:37	8.0	11.7	-
9:38	13.0	13.5	9:38	9.0	11.6	-
9:39	14.8	13.6	9:39	10.8	11.7	-

Grand Union Bowling Alley Site
BCP #360222
150 Westchester Avenue, Port Chester
November 6, 2024

PARTICULATE DATA						
Upwind			Downwind			Exceeds Particulate Alarm Limit
Time	Concentration (ug/m^3)	15-Min Avg Concentration (ug/m^3)	Time	Concentration (ug/m^3)	15-Min Avg Concentration (ug/m^3)	
9:40	15.0	13.8	9:40	12.0	11.9	-
9:41	14.3	13.9	9:41	17.3	12.2	-
9:42	12.3	13.8	9:42	18.3	12.8	-
9:43	11.8	13.9	9:43	29.5	14.3	-
9:44	13.5	13.9	9:44	10.8	13.8	-
9:45	15.0	14.1	9:45	14.0	13.9	-
9:46	15.5	13.9	9:46	8.5	13.7	-
9:47	10.5	13.7	9:47	7.5	13.5	-
9:48	12.5	13.6	9:48	8.5	13.2	-
9:49	11.0	13.3	9:49	7.3	12.5	-
9:50	12.8	13.3	9:50	9.8	12.2	-
9:51	13.5	13.2	9:51	8.8	12.0	-
9:52	12.3	13.2	9:52	8.3	12.0	-
9:53	17.8	13.5	9:53	10.8	12.1	-
9:54	16.5	13.6	9:54	13.5	12.3	-
9:55	15.0	13.6	9:55	12.3	12.3	-
9:56	14.8	13.6	9:56	13.8	12.1	-
9:57	13.5	13.7	9:57	23.5	12.4	-
9:58	14.0	13.9	9:58	16.3	11.6	-
9:59	14.3	13.9	9:59	14.3	11.8	-
10:00	13.8	13.8	10:00	11.3	11.6	-
10:01	12.8	13.7	10:01	11.5	11.8	-
10:02	10.8	13.7	10:02	10.8	12.0	-
10:03	13.0	13.7	10:03	9.0	12.1	-
10:04	14.0	13.9	10:04	23.0	13.1	-
10:05	11.8	13.8	10:05	8.8	13.0	-
10:06	12.5	13.8	10:06	8.0	13.0	-
10:07	11.8	13.7	10:07	10.0	13.1	-
10:08	11.8	13.3	10:08	7.8	12.9	-
10:09	11.3	13.0	10:09	10.5	12.7	-
10:10	13.8	12.9	10:10	9.3	12.5	-
10:11	12.5	12.8	10:11	9.0	12.2	-
10:12	12.3	12.7	10:12	11.5	11.4	-
10:13	18.5	13.0	10:13	15.5	11.3	-
10:14	21.5	13.5	10:14	13.0	11.3	-
10:15	19.0	13.8	10:15	9.0	11.1	-
10:16	12.5	13.8	10:16	6.8	10.8	-
10:17	11.0	13.8	10:17	6.3	10.5	-
10:18	11.0	13.7	10:18	6.0	10.3	-
10:19	12.0	13.5	10:19	15.5	9.8	-
10:20	13.0	13.6	10:20	6.8	9.7	-
10:21	15.0	13.8	10:21	12.5	10.0	-
10:22	13.3	13.9	10:22	8.5	9.9	-
10:23	12.8	14.0	10:23	8.0	9.9	-
10:24	12.3	14.0	10:24	5.8	9.6	-
10:25	11.5	13.9	10:25	7.5	9.4	-
10:26	13.8	14.0	10:26	6.8	9.3	-
10:27	11.8	13.9	10:27	32.5	10.7	-

Grand Union Bowling Alley Site
BCP #360222
150 Westchester Avenue, Port Chester
November 6, 2024

PARTICULATE DATA						
Upwind			Downwind			Exceeds Particulate Alarm Limit
Time	Concentration (ug/m^3)	15-Min Avg Concentration (ug/m^3)	Time	Concentration (ug/m^3)	15-Min Avg Concentration (ug/m^3)	
10:28	16.0	13.8	10:28	19.8	11.0	-
10:29	14.0	13.3	10:29	10.3	10.8	-
10:30	11.8	12.8	10:30	6.5	10.6	-
10:31	12.8	12.8	10:31	7.5	10.7	-
10:32	11.5	12.8	10:32	6.5	10.7	-
10:33	11.0	12.8	10:33	10.3	11.0	-
10:34	12.0	12.8	10:34	5.0	10.3	-
10:35	11.5	12.7	10:35	7.0	10.3	-
10:36	13.0	12.6	10:36	6.3	9.9	-
10:37	13.0	12.6	10:37	7.3	9.8	-
10:38	12.8	12.6	10:38	6.5	9.7	-
10:39	10.5	12.5	10:39	4.8	9.6	-
10:40	12.5	12.5	10:40	7.8	9.6	-
10:41	11.3	12.4	10:41	10.8	9.9	-
10:42	11.3	12.3	10:42	8.5	8.3	-
10:43	12.5	12.1	10:43	7.5	7.5	-
10:44	12.0	12.0	10:44	6.0	7.2	-
10:45	11.8	12.0	10:45	4.0	7.0	-
10:46	11.3	11.9	10:46	6.5	7.0	-
10:47	14.3	12.0	10:47	10.0	7.2	-
10:48	12.5	12.1	10:48	6.8	7.0	-
10:49	13.3	12.2	10:49	6.3	7.1	-
10:50	13.8	12.4	10:50	8.5	7.2	-
10:51	12.5	12.3	10:51	7.3	7.2	-
10:52	13.0	12.3	10:52	6.8	7.2	-
10:53	14.5	12.5	10:53	9.0	7.4	-
10:54	15.0	12.8	10:54	8.0	7.6	-
10:55	41.0	14.7	10:55	10.0	7.7	-
10:56	23.8	15.5	10:56	25.5	8.7	-
10:57	18.0	15.9	10:57	8.8	8.7	-
10:58	16.3	16.2	10:58	10.3	8.9	-
10:59	15.8	16.4	10:59	11.3	9.3	-
11:00	16.3	16.7	11:00	13.0	9.9	-
11:01	15.5	17.0	11:01	9.0	10.0	-
11:02	12.8	16.9	11:02	9.8	10.0	-
11:03	15.5	17.1	11:03	9.8	10.2	-
11:04	22.8	17.8	11:04	9.0	10.4	-
11:05	17.0	18.0	11:05	9.3	10.4	-
11:06	28.3	19.0	11:06	92.0	16.1	-
11:07	15.3	19.2	11:07	20.5	17.0	-
11:08	16.3	19.3	11:08	13.0	17.3	-
11:09	13.8	19.2	11:09	11.0	17.5	-
11:10	17.5	17.6	11:10	22.0	18.3	-
11:11	16.8	17.2	11:11	14.5	17.5	-
11:12	18.8	17.2	11:12	15.0	18.0	-
11:13	19.8	17.5	11:13	32.5	19.4	-
11:14	16.3	17.5	11:14	18.0	19.9	-
11:15	16.5	17.5	11:15	14.0	20.0	-

Grand Union Bowling Alley Site
BCP #360222
150 Westchester Avenue, Port Chester
November 6, 2024

PARTICULATE DATA						
Upwind			Downwind			Exceeds Particulate Alarm Limit
Time	Concentration (ug/m^3)	15-Min Avg Concentration (ug/m^3)	Time	Concentration (ug/m^3)	15-Min Avg Concentration (ug/m^3)	
11:16	13.5	17.4	11:16	7.5	19.9	-
11:17	14.8	17.5	11:17	7.5	19.7	-
11:18	12.8	17.3	11:18	4.8	19.4	-
11:19	16.0	16.9	11:19	3.8	19.0	-
11:20	14.3	16.7	11:20	5.3	18.8	-
11:21	12.8	15.7	11:21	5.3	13.0	-
11:22	13.3	15.5	11:22	5.3	12.0	-
11:23	15.8	15.5	11:23	6.0	11.5	-
11:24	14.0	15.5	11:24	8.5	11.3	-
11:25	16.3	15.4	11:25	10.3	10.5	-
11:26	19.0	15.6	11:26	6.3	10.0	-
11:27	13.3	15.2	11:27	6.0	9.4	-
11:28	15.5	14.9	11:28	7.3	7.7	-
11:29	14.8	14.8	11:29	5.3	6.9	-
11:30	14.3	14.7	11:30	6.5	6.4	-
11:31	13.5	14.7	11:31	6.3	6.3	-
11:32	14.8	14.7	11:32	6.3	6.2	-
11:33	15.3	14.8	11:33	9.3	6.5	-
11:34	17.5	14.9	11:34	7.5	6.7	-
11:35	18.5	15.2	11:35	11.8	7.2	-
11:36	15.3	15.4	11:36	8.8	7.4	-
11:37	14.0	15.4	11:37	6.0	7.5	-
11:38	15.0	15.4	11:38	4.3	7.3	-
11:39	13.3	15.3	11:39	8.5	7.3	-
11:40	13.0	15.1	11:40	4.3	6.9	-
11:41	14.8	14.8	11:41	4.5	6.8	-
11:42	14.8	14.9	11:42	5.8	6.8	-
11:43	12.5	14.7	11:43	4.5	6.6	-
11:44	13.5	14.7	11:44	5.5	6.6	-
11:45	14.5	14.7	11:45	4.3	6.5	-
11:46	14.3	14.7	11:46	4.8	6.4	-
11:47	13.8	14.7	11:47	4.5	6.3	-
11:48	13.0	14.5	11:48	4.8	6.0	-
11:49	13.5	14.2	11:49	5.5	5.8	-
11:50	12.8	13.9	11:50	4.0	5.3	-
11:51	13.3	13.7	11:51	3.0	4.9	-
11:52	14.0	13.7	11:52	3.8	4.8	-
11:53	13.0	13.6	11:53	4.0	4.8	-
11:54	11.8	13.5	11:54	3.8	4.5	-
11:55	12.0	13.4	11:55	4.5	4.5	-
11:56	13.8	13.4	11:56	19.3	5.5	-
11:57	14.5	13.3	11:57	4.8	5.4	-
11:58	13.8	13.4	11:58	13.8	6.0	-
11:59	14.3	13.5	11:59	7.5	6.1	-
12:00	14.8	13.5	12:00	9.3	6.5	-
12:01	14.3	13.5	12:01	11.5	6.9	-
12:02	16.3	13.7	12:02	13.8	7.5	-
12:03	28.3	14.7	12:03	5.5	7.6	-

Grand Union Bowling Alley Site
BCP #360222
150 Westchester Avenue, Port Chester
November 6, 2024

PARTICULATE DATA						
Upwind			Downwind			Exceeds Particulate Alarm Limit
Time	Concentration (ug/m^3)	15-Min Avg Concentration (ug/m^3)	Time	Concentration (ug/m^3)	15-Min Avg Concentration (ug/m^3)	
12:04	21.8	15.2	12:04	4.8	7.5	-
12:05	13.3	15.3	12:05	6.5	7.7	-
12:06	17.5	15.5	12:06	8.8	8.1	-
12:07	17.3	15.8	12:07	6.8	8.3	-
12:08	17.0	16.0	12:08	7.0	8.5	-
12:09	15.3	16.3	12:09	5.5	8.6	-
12:10	13.8	16.4	12:10	6.0	8.7	-
12:11	17.0	16.6	12:11	12.3	8.2	-
12:12	15.3	16.6	12:12	9.3	8.5	-
12:13	16.0	16.8	12:13	6.3	8.0	-
12:14	13.5	16.7	12:14	5.5	7.9	-
12:15	15.0	16.8	12:15	5.5	7.7	-
12:16	14.3	16.8	12:16	4.3	7.2	-
12:17	13.3	16.6	12:17	4.5	6.6	-
12:18	23.8	16.3	12:18	13.0	7.1	-
12:19	17.3	16.0	12:19	9.3	7.4	-
12:20	18.8	16.3	12:20	8.3	7.5	-
12:21	15.5	16.2	12:21	4.5	7.2	-
12:22	12.8	15.9	12:22	3.8	7.0	-
12:23	13.0	15.6	12:23	2.8	6.7	-
12:24	13.0	15.5	12:24	3.8	6.6	-
12:25	14.3	15.5	12:25	6.3	6.6	-
12:26	13.8	15.3	12:26	7.8	6.3	-
12:27	13.0	15.1	12:27	4.0	6.0	-
12:28	13.5	15.0	12:28	5.8	5.9	-
12:29	14.0	15.0	12:29	5.5	5.9	-
12:30	13.0	14.9	12:30	3.8	5.8	-
12:31	12.0	14.7	12:31	4.5	5.8	-
12:32	13.3	14.7	12:32	4.0	5.8	-
12:33	12.5	14.0	12:33	4.0	5.2	-
12:34	13.8	13.7	12:34	6.3	5.0	-
12:35	13.8	13.4	12:35	5.5	4.8	-
12:36	14.3	13.3	12:36	7.5	5.0	-
12:37	14.3	13.4	12:37	7.3	5.2	-
12:38	16.3	13.6	12:38	4.5	5.4	-
12:39	14.5	13.7	12:39	4.3	5.4	-
12:40	12.0	13.6	12:40	4.5	5.3	-
12:41	12.5	13.5	12:41	4.0	5.0	-
12:42	13.5	13.5	12:42	5.4	5.1	-
12:43	14.3	13.6	12:43	9.0	5.3	-
12:44	15.3	13.7	12:44	9.0	5.6	-
12:45	14.5	13.8	12:45	6.6	5.8	-
12:46	14.8	14.0	12:46	5.0	5.8	-
12:47	14.0	14.0	12:47	4.4	5.8	-
12:48	12.8	14.0	12:48	4.8	5.9	-
12:49	14.3	14.1	12:49	5.4	5.8	-
12:50	14.0	14.1	12:50	5.0	5.8	-
12:51	12.8	14.0	12:51	4.2	5.6	-

Grand Union Bowling Alley Site
BCP #360222
150 Westchester Avenue, Port Chester
November 6, 2024

PARTICULATE DATA						
Upwind			Downwind			Exceeds Particulate Alarm Limit
Time	Concentration (ug/m^3)	15-Min Avg Concentration (ug/m^3)	Time	Concentration (ug/m^3)	15-Min Avg Concentration (ug/m^3)	
12:52	15.3	14.0	12:52	5.4	5.4	-
12:53	13.8	13.9	12:53	5.4	5.5	-
12:54	12.8	13.8	12:54	4.6	5.5	-
12:55	14.8	13.9	12:55	6.2	5.6	-
12:56	14.5	14.1	12:56	5.6	5.7	-
12:57	13.3	14.1	12:57	5.6	5.7	-
12:58	12.8	14.0	12:58	4.0	5.4	-
12:59	13.8	13.9	12:59	5.2	5.2	-
13:00	15.5	13.9	13:00	6.8	5.2	-
13:01	15.0	13.9	13:01	6.4	5.3	-
13:02	13.0	13.9	13:02	5.6	5.3	-
13:03	12.0	13.8	13:03	6.8	5.5	-
13:04	13.5	13.8	13:04	6.2	5.5	-
13:05	12.5	13.7	13:05	8.0	5.7	-
13:06	15.0	13.8	13:06	7.0	5.9	-
13:07	13.0	13.7	13:07	5.0	5.9	-
13:08	12.5	13.6	13:08	5.0	5.9	-
13:09	14.8	13.7	13:09	5.4	5.9	-
13:10	13.5	13.6	13:10	4.6	5.8	-
13:11	15.0	13.7	13:11	5.8	5.8	-
13:12	13.3	13.7	13:12	5.6	5.8	-
13:13	13.3	13.7	13:13	5.8	5.9	-
13:14	14.5	13.8	13:14	6.2	6.0	-
13:15	13.5	13.6	13:15	5.4	5.9	-
13:16	13.5	13.5	13:16	5.8	5.9	-
13:17	14.0	13.6	13:17	24.0	7.1	-
13:18	13.0	13.7	13:18	23.0	8.2	-
13:19	16.8	13.9	13:19	5.4	8.1	-
13:20	14.5	14.0	13:20	5.6	8.0	-
13:21	13.3	13.9	13:21	6.8	8.0	-
13:22	16.8	14.1	13:22	10.6	8.3	-
13:23	16.8	14.4	13:23	50.4	11.4	-
13:24	16.0	14.5	13:24	16.6	12.1	-
13:25	17.8	14.8	13:25	13.4	12.7	-
13:26	14.3	14.7	13:26	7.0	12.8	-
13:27	13.0	14.7	13:27	6.4	12.8	-
13:28	16.3	14.9	13:28	7.6	12.9	-
13:29	13.8	14.9	13:29	5.2	12.9	-
13:30	13.3	14.9	13:30	5.2	12.9	-
13:31	14.3	14.9	13:31	5.8	12.9	-
13:32	13.3	14.9	13:32	5.6	11.6	-
13:33	15.3	15.0	13:33	7.0	10.6	-
13:34	19.3	15.2	13:34	65.2	14.6	-
13:35	17.0	15.3	13:35	5.4	14.5	-
13:36	16.5	15.6	13:36	8.2	14.6	-
13:37	14.0	15.4	13:37	13.2	14.8	-
13:38	13.5	15.2	13:38	6.4	11.9	-
13:39	15.3	15.1	13:39	5.6	11.1	-

Grand Union Bowling Alley Site
BCP #360222
150 Westchester Avenue, Port Chester
November 6, 2024

PARTICULATE DATA						
Upwind			Downwind			Exceeds Particulate Alarm Limit
Time	Concentration (ug/m^3)	15-Min Avg Concentration (ug/m^3)	Time	Concentration (ug/m^3)	15-Min Avg Concentration (ug/m^3)	
13:40	14.8	14.9	13:40	6.4	10.7	-
13:41	14.5	14.9	13:41	5.2	10.6	-
13:42	14.3	15.0	13:42	4.8	10.5	-
13:43	14.3	14.9	13:43	5.4	10.3	-
13:44	14.5	14.9	13:44	5.2	10.3	-
13:45	15.0	15.0	13:45	5.8	10.3	-
13:46	14.5	15.1	13:46	5.6	10.3	-
13:47	15.3	15.2	13:47	5.8	10.3	-
13:48	17.3	15.3	13:48	5.6	10.3	-
13:49	16.0	15.1	13:49	5.6	6.3	-
13:50	16.0	15.0	13:50	12.2	6.7	-
13:51	15.3	15.0	13:51	16.2	7.3	-
13:52	21.0	15.4	13:52	15.0	7.4	-
13:53	16.0	15.6	13:53	5.8	7.3	-
13:54	15.0	15.6	13:54	6.0	7.4	-
13:55	14.3	15.5	13:55	7.2	7.4	-
13:56	17.0	15.7	13:56	8.6	7.7	-
13:57	16.5	15.9	13:57	6.8	7.8	-
13:58	83.0	20.4	13:58	7.6	7.9	-
13:59	20.8	20.9	13:59	5.8	8.0	-
14:00	14.5	20.8	14:00	6.4	8.0	-
14:01	15.0	20.9	14:01	12.6	8.5	-
14:02	16.0	20.9	14:02	10.6	8.8	-
14:03	15.3	20.8	14:03	7.2	8.9	-
14:04	17.5	20.9	14:04	9.2	9.1	-
14:05	14.8	20.8	14:05	7.8	8.9	-
14:06	14.5	20.7	14:06	6.2	8.2	-
14:07	16.5	20.4	14:07	7.2	7.7	-
14:08	15.8	20.4	14:08	7.0	7.7	-
14:09	16.3	20.5	14:09	6.0	7.7	-
14:10	14.8	20.5	14:10	5.4	7.6	-
14:11	14.8	20.4	14:11	7.8	7.6	-
14:12	15.5	20.3	14:12	5.8	7.5	-
14:13	16.0	15.9	14:13	6.0	7.4	-
14:14	15.8	15.5	14:14	5.6	7.4	-
14:15	15.0	15.6	14:15	5.8	7.3	-
14:16	14.3	15.5	14:16	6.8	7.0	-
14:17	15.5	15.5	14:17	7.5	6.8	-
14:18	15.0	15.5	14:18	6.0	6.7	-
14:19	15.3	15.3	14:19	6.5	6.5	-
14:20	15.3	15.3	14:20	20.0	7.3	-
14:21	16.5	15.5	14:21	7.3	7.4	-
14:22	17.8	15.6	14:22	6.0	7.3	-
14:23	15.0	15.5	14:23	5.8	7.2	-
14:24	13.8	15.3	14:24	7.3	7.3	-
14:25	15.0	15.4	14:25	5.8	7.3	-
14:26	14.8	15.4	14:26	7.0	7.3	-
14:27	14.8	15.3	14:27	6.5	7.3	-

Grand Union Bowling Alley Site
BCP #360222
150 Westchester Avenue, Port Chester
November 6, 2024

PARTICULATE DATA						
Upwind			Downwind			Exceeds Particulate Alarm Limit
Time	Concentration (ug/m^3)	15-Min Avg Concentration (ug/m^3)	Time	Concentration (ug/m^3)	15-Min Avg Concentration (ug/m^3)	
14:28	22.5	15.7	14:28	6.5	7.3	-
14:29	16.0	15.8	14:29	6.8	7.4	-
14:30	15.0	15.8	14:30	8.5	7.6	-
14:31	15.8	15.9	14:31	6.3	7.6	-
14:32	64.5	19.1	14:32	7.5	7.6	-
14:33	15.0	19.1	14:33	6.8	7.6	-
14:34	15.3	19.1	14:34	6.5	7.6	-
14:35	16.5	19.2	14:35	6.5	6.7	-
14:36	15.8	19.2	14:36	6.5	6.7	-
14:37	16.0	19.0	14:37	7.0	6.7	-
14:38	16.3	19.1	14:38	6.8	6.8	-
14:39	16.5	19.3	14:39	7.5	6.8	-
14:40	16.3	19.4	14:40	8.3	7.0	-
14:41	16.8	19.5	14:41	8.5	7.1	-
14:42	16.5	19.6	14:42	9.0	7.3	-
14:43	17.0	19.3	14:43	8.0	7.4	-
14:44	17.5	19.4	14:44	11.5	7.7	-
14:45	18.5	19.6	14:45	11.8	7.9	-
14:46	18.8	19.8	14:46	18.5	8.7	-
14:47	18.8	16.8	14:47	9.5	8.8	-
14:48	15.3	16.8	14:48	7.0	8.9	-
14:49	22.3	17.2	14:49	14.5	9.4	-
14:50	19.3	17.4	14:50	8.0	9.5	-
14:51	16.0	17.4	14:51	7.0	9.5	-
14:52	15.8	17.4	14:52	7.5	9.6	-
14:53	15.5	17.4	14:53	6.8	9.6	-
14:54	17.3	17.4	14:54	7.3	9.5	-
14:55	16.0	17.4	14:55	8.5	9.6	-
14:56	13.8	17.2	14:56	9.3	9.6	-
14:57	16.8	17.2	14:57	11.5	9.8	-
14:58	14.3	17.0	14:58	16.0	10.3	-
14:59	14.3	16.8	14:59	8.3	10.1	-
15:00	15.3	16.6	15:00	8.3	9.9	-
15:01	15.0	16.4	15:01	6.5	9.1	-
15:02	17.8	16.3	15:02	13.8	9.3	-
15:03	16.3	16.4	15:03	8.0	9.4	-
15:04	14.3	15.8	15:04	17.8	9.6	-
15:05	16.3	15.6	15:05	16.0	10.2	-
15:06	15.0	15.6	15:06	10.8	10.4	-
15:07	14.5	15.5	15:07	9.3	10.5	-
15:08	14.5	15.4	15:08	9.5	10.7	-
15:09	13.5	15.2	15:09	11.0	11.0	-
15:10	15.0	15.1	15:10	8.3	10.9	-

Grand Union Bowling Alley Site
BCP #360222
150 Westchester Avenue, Port Chester
November 6, 2024

Wednesday, November 6, 2024						
Number of Instances Where Downwind VOCs Exceeds Upwind VOCs + 5 =						0
Number of Comparable Data Points =						405
Start Time:						8:10
End Time:						15:10
PID DATA						
Upwind			Downwind			
Time	Concentration (ppm)	15-Min Avg Concentration (ppm)	Time	Concentration (ppm)	15-Min Avg Concentration (ppm)	Exceeds VOC Alarm Limit
8:10	0.0	-	8:10	-	-	-
8:11	0.0	-	8:11	0.5	-	-
8:12	0.0	-	8:12	0.4	-	-
8:13	0.0	-	8:13	0.4	-	-
8:14	0.0	-	8:14	0.4	-	-
8:15	0.0	-	8:15	0.4	-	-
8:16	0.0	-	8:16	0.4	-	-
8:17	0.0	-	8:17	0.4	-	-
8:18	0.0	-	8:18	0.4	-	-
8:19	0.0	-	8:19	0.4	-	-
8:20	0.0	-	8:20	0.4	-	-
8:21	0.0	-	8:21	0.5	-	-
8:22	0.0	-	8:22	0.6	-	-
8:23	0.0	-	8:23	0.6	-	-
8:24	0.0	-	8:24	0.6	-	-
8:25	0.0	0.0	8:25	0.6	-	-
8:26	0.0	0.0	8:26	0.6	0.5	-
8:27	0.0	0.0	8:27	0.6	0.5	-
8:28	0.0	0.0	8:28	0.6	0.5	-
8:29	0.0	0.0	8:29	0.6	0.5	-
8:30	0.0	0.0	8:30	0.6	0.5	-
8:31	0.0	0.0	8:31	0.6	0.6	-
8:32	0.0	0.0	8:32	0.7	0.6	-
8:33	0.0	0.0	8:33	0.6	0.6	-
8:34	0.0	0.0	8:34	0.6	0.6	-
8:35	0.0	0.0	8:35	0.7	0.6	-
8:36	0.0	0.0	8:36	0.7	0.6	-
8:37	0.0	0.0	8:37	0.8	0.7	-
8:38	0.0	0.0	8:38	0.8	0.7	-
8:39	0.0	0.0	8:39	0.8	0.7	-
8:40	0.0	0.0	8:40	0.8	0.7	-
8:41	0.0	0.0	8:41	0.9	0.7	-
8:42	0.0	0.0	8:42	0.8	0.7	-
8:43	0.0	0.0	8:43	0.8	0.7	-
8:44	0.0	0.0	8:44	0.8	0.7	-
8:45	0.0	0.0	8:45	0.8	0.8	-
8:46	0.0	0.0	8:46	0.8	0.8	-
8:47	0.0	0.0	8:47	0.7	0.8	-
8:48	0.0	0.0	8:48	0.8	0.8	-
8:49	0.0	0.0	8:49	0.8	0.8	-
8:50	0.0	0.0	8:50	0.8	0.8	-
8:51	0.0	0.0	8:51	0.8	0.8	-
8:52	0.0	0.0	8:52	0.9	0.8	-

Grand Union Bowling Alley Site
BCP #360222
150 Westchester Avenue, Port Chester
November 6, 2024

PID DATA						
Upwind			Downwind			
Time	Concentration (ppm)	15-Min Avg Concentration (ppm)	Time	Concentration (ppm)	15-Min Avg Concentration (ppm)	Exceeds VOC Alarm Limit
8:53	0.0	0.0	8:53	0.9	0.8	-
8:54	0.0	0.0	8:54	0.9	0.8	-
8:55	0.0	0.0	8:55	0.9	0.8	-
8:56	0.0	0.0	8:56	0.9	0.8	-
8:57	0.0	0.0	8:57	0.9	0.8	-
8:58	0.0	0.0	8:58	1.0	0.8	-
8:59	0.0	0.0	8:59	0.9	0.8	-
9:00	0.0	0.0	9:00	1.0	0.9	-
9:01	0.0	0.0	9:01	1.0	0.9	-
9:02	0.0	0.0	9:02	1.0	0.9	-
9:03	0.0	0.0	9:03	1.1	0.9	-
9:04	0.0	0.0	9:04	1.1	0.9	-
9:05	0.0	0.0	9:05	1.1	1.0	-
9:06	0.0	0.0	9:06	1.1	1.0	-
9:07	0.0	0.0	9:07	1.2	1.0	-
9:08	0.0	0.0	9:08	1.2	1.0	-
9:09	0.0	0.0	9:09	1.2	1.0	-
9:10	0.0	0.0	9:10	1.2	1.1	-
9:11	0.0	0.0	9:11	1.3	1.1	-
9:12	0.0	0.0	9:12	1.2	1.1	-
9:13	0.0	0.0	9:13	1.3	1.1	-
9:14	0.0	0.0	9:14	1.4	1.2	-
9:15	0.0	0.0	9:15	1.4	1.2	-
9:16	0.0	0.0	9:16	1.5	1.2	-
9:17	0.0	0.0	9:17	1.5	1.2	-
9:18	0.0	0.0	9:18	1.6	1.3	-
9:19	0.0	0.0	9:19	1.5	1.3	-
9:20	0.0	0.0	9:20	1.6	1.3	-
9:21	0.0	0.0	9:21	1.6	1.4	-
9:22	0.0	0.0	9:22	1.6	1.4	-
9:23	0.0	0.0	9:23	1.7	1.4	-
9:24	0.0	0.0	9:24	1.7	1.5	-
9:25	0.0	0.0	9:25	1.7	1.5	-
9:26	0.0	0.0	9:26	1.8	1.5	-
9:27	0.0	0.0	9:27	1.8	1.6	-
9:28	0.0	0.0	9:28	1.8	1.6	-
9:29	0.0	0.0	9:29	1.7	1.6	-
9:30	0.0	0.0	9:30	1.7	1.6	-
9:31	0.0	0.0	9:31	1.8	1.7	-
9:32	0.0	0.0	9:32	1.8	1.7	-
9:33	0.0	0.0	9:33	1.8	1.7	-
9:34	0.0	0.0	9:34	1.8	1.7	-
9:35	0.0	0.0	9:35	1.8	1.7	-
9:36	0.0	0.0	9:36	1.8	1.7	-
9:37	0.0	0.0	9:37	1.8	1.8	-
9:38	0.0	0.0	9:38	1.8	1.8	-
9:39	0.0	0.0	9:39	1.8	1.8	-
9:40	0.0	0.0	9:40	1.8	1.8	-

Grand Union Bowling Alley Site
BCP #360222
150 Westchester Avenue, Port Chester
November 6, 2024

PID DATA						
Upwind			Downwind			Exceeds VOC Alarm Limit
Time	Concentration (ppm)	15-Min Avg Concentration (ppm)	Time	Concentration (ppm)	15-Min Avg Concentration (ppm)	
9:41	0.0	0.0	9:41	1.8	1.8	-
9:42	0.0	0.0	9:42	1.8	1.8	-
9:43	0.0	0.0	9:43	1.8	1.8	-
9:44	0.0	0.0	9:44	1.7	1.8	-
9:45	0.0	0.0	9:45	1.8	1.8	-
9:46	0.0	0.0	9:46	1.8	1.8	-
9:47	0.0	0.0	9:47	1.7	1.8	-
9:48	0.0	0.0	9:48	1.7	1.8	-
9:49	0.0	0.0	9:49	1.7	1.8	-
9:50	0.0	0.0	9:50	1.5	1.7	-
9:51	0.0	0.0	9:51	1.5	1.7	-
9:52	0.0	0.0	9:52	1.4	1.7	-
9:53	0.0	0.0	9:53	1.4	1.7	-
9:54	0.0	0.0	9:54	1.4	1.6	-
9:55	0.0	0.0	9:55	1.3	1.6	-
9:56	0.0	0.0	9:56	1.2	1.6	-
9:57	0.0	0.0	9:57	1.1	1.5	-
9:58	0.0	0.0	9:58	1.0	1.5	-
9:59	0.0	0.0	9:59	0.9	1.4	-
10:00	0.0	0.0	10:00	0.9	1.4	-
10:01	0.0	0.0	10:01	0.7	1.3	-
10:02	0.0	0.0	10:02	0.7	1.2	-
10:03	0.0	0.0	10:03	0.7	1.1	-
10:04	0.0	0.0	10:04	0.6	1.1	-
10:05	0.0	0.0	10:05	0.6	1.0	-
10:06	0.0	0.0	10:06	0.6	1.0	-
10:07	0.0	0.0	10:07	0.6	0.9	-
10:08	0.0	0.0	10:08	0.5	0.8	-
10:09	0.0	0.0	10:09	0.6	0.8	-
10:10	0.0	0.0	10:10	0.6	0.7	-
10:11	0.0	0.0	10:11	0.5	0.7	-
10:12	0.0	0.0	10:12	0.4	0.7	-
10:13	0.0	0.0	10:13	0.4	0.6	-
10:14	0.0	0.0	10:14	0.4	0.6	-
10:15	0.0	0.0	10:15	0.3	0.5	-
10:16	0.0	0.0	10:16	0.2	0.5	-
10:17	0.0	0.0	10:17	0.0	0.5	-
10:18	0.0	0.0	10:18	0.0	0.4	-
10:19	0.0	0.0	10:19	0.0	0.4	-
10:20	0.0	0.0	10:20	0.0	0.3	-
10:21	0.0	0.0	10:21	0.0	0.3	-
10:22	0.0	0.0	10:22	0.0	0.3	-
10:23	0.0	0.0	10:23	0.0	0.2	-
10:24	0.0	0.0	10:24	0.0	0.2	-
10:25	0.0	0.0	10:25	0.0	0.2	-
10:26	0.0	0.0	10:26	0.0	0.1	-
10:27	0.0	0.0	10:27	0.0	0.1	-
10:28	0.0	0.0	10:28	0.0	0.1	-

Grand Union Bowling Alley Site
BCP #360222
150 Westchester Avenue, Port Chester
November 6, 2024

PID DATA						
Upwind			Downwind			
Time	Concentration (ppm)	15-Min Avg Concentration (ppm)	Time	Concentration (ppm)	15-Min Avg Concentration (ppm)	Exceeds VOC Alarm Limit
10:29	0.0	0.0	10:29	0.0	0.0	-
10:30	0.0	0.0	10:30	0.0	0.0	-
10:31	0.0	0.0	10:31	0.0	0.0	-
10:32	0.0	0.0	10:32	0.0	0.0	-
10:33	0.0	0.0	10:33	0.0	0.0	-
10:34	0.0	0.0	10:34	0.0	0.0	-
10:35	0.0	0.0	10:35	0.0	0.0	-
10:36	0.0	0.0	10:36	0.0	0.0	-
10:37	0.0	0.0	10:37	0.0	0.0	-
10:38	0.0	0.0	10:38	0.0	0.0	-
10:39	0.0	0.0	10:39	0.0	0.0	-
10:40	0.0	0.0	10:40	0.0	0.0	-
10:41	0.0	0.0	10:41	0.0	0.0	-
10:42	0.0	0.0	10:42	0.0	0.0	-
10:43	0.0	0.0	10:43	0.0	0.0	-
10:44	0.0	0.0	10:44	0.0	0.0	-
10:45	0.0	0.0	10:45	0.0	0.0	-
10:46	0.0	0.0	10:46	0.0	0.0	-
10:47	0.0	0.0	10:47	0.0	0.0	-
10:48	0.0	0.0	10:48	0.0	0.0	-
10:49	0.0	0.0	10:49	0.0	0.0	-
10:50	0.0	0.0	10:50	0.0	0.0	-
10:51	0.0	0.0	10:51	0.0	0.0	-
10:52	0.0	0.0	10:52	0.0	0.0	-
10:53	0.0	0.0	10:53	0.0	0.0	-
10:54	0.0	0.0	10:54	0.0	0.0	-
10:55	0.0	0.0	10:55	0.0	0.0	-
10:56	0.0	0.0	10:56	0.0	0.0	-
10:57	0.0	0.0	10:57	0.0	0.0	-
10:58	0.0	0.0	10:58	0.0	0.0	-
10:59	0.0	0.0	10:59	0.0	0.0	-
11:00	0.0	0.0	11:00	0.0	0.0	-
11:01	0.0	0.0	11:01	0.0	0.0	-
11:02	0.0	0.0	11:02	0.0	0.0	-
11:03	0.0	0.0	11:03	0.0	0.0	-
11:04	0.0	0.0	11:04	0.0	0.0	-
11:05	0.0	0.0	11:05	0.0	0.0	-
11:06	0.0	0.0	11:06	0.0	0.0	-
11:07	0.0	0.0	11:07	0.0	0.0	-
11:08	0.0	0.0	11:08	0.0	0.0	-
11:09	0.0	0.0	11:09	0.0	0.0	-
11:10	0.0	0.0	11:10	0.0	0.0	-
11:11	0.0	0.0	11:11	0.0	0.0	-
11:12	0.0	0.0	11:12	0.0	0.0	-
11:13	0.0	0.0	11:13	0.0	0.0	-
11:14	0.0	0.0	11:14	0.0	0.0	-
11:15	0.0	0.0	11:15	0.0	0.0	-
11:16	0.0	0.0	11:16	0.0	0.0	-

Grand Union Bowling Alley Site
BCP #360222
150 Westchester Avenue, Port Chester
November 6, 2024

PID DATA						
Upwind			Downwind			
Time	Concentration (ppm)	15-Min Avg Concentration (ppm)	Time	Concentration (ppm)	15-Min Avg Concentration (ppm)	Exceeds VOC Alarm Limit
11:17	0.0	0.0	11:17	0.0	0.0	-
11:18	0.0	0.0	11:18	0.0	0.0	-
11:19	0.0	0.0	11:19	0.0	0.0	-
11:20	0.0	0.0	11:20	0.0	0.0	-
11:21	0.0	0.0	11:21	0.0	0.0	-
11:22	0.0	0.0	11:22	0.0	0.0	-
11:23	0.0	0.0	11:23	0.0	0.0	-
11:24	0.0	0.0	11:24	0.0	0.0	-
11:25	0.0	0.0	11:25	0.0	0.0	-
11:26	0.0	0.0	11:26	0.0	0.0	-
11:27	0.0	0.0	11:27	0.0	0.0	-
11:28	0.0	0.0	11:28	0.0	0.0	-
11:29	0.0	0.0	11:29	0.0	0.0	-
11:30	0.0	0.0	11:30	0.0	0.0	-
11:31	0.0	0.0	11:31	0.0	0.0	-
11:32	0.0	0.0	11:32	0.0	0.0	-
11:33	0.0	0.0	11:33	0.0	0.0	-
11:34	0.0	0.0	11:34	0.0	0.0	-
11:35	0.0	0.0	11:35	0.0	0.0	-
11:36	0.0	0.0	11:36	0.0	0.0	-
11:37	0.0	0.0	11:37	0.0	0.0	-
11:38	0.0	0.0	11:38	0.0	0.0	-
11:39	0.0	0.0	11:39	0.0	0.0	-
11:40	0.0	0.0	11:40	0.0	0.0	-
11:41	0.0	0.0	11:41	0.0	0.0	-
11:42	0.0	0.0	11:42	0.0	0.0	-
11:43	0.0	0.0	11:43	0.0	0.0	-
11:44	0.0	0.0	11:44	0.0	0.0	-
11:45	0.0	0.0	11:45	0.0	0.0	-
11:46	0.0	0.0	11:46	0.0	0.0	-
11:47	0.0	0.0	11:47	0.0	0.0	-
11:48	0.0	0.0	11:48	0.0	0.0	-
11:49	0.0	0.0	11:49	0.0	0.0	-
11:50	0.0	0.0	11:50	0.0	0.0	-
11:51	0.0	0.0	11:51	0.0	0.0	-
11:52	0.0	0.0	11:52	0.0	0.0	-
11:53	0.0	0.0	11:53	0.0	0.0	-
11:54	0.0	0.0	11:54	0.0	0.0	-
11:55	0.0	0.0	11:55	0.0	0.0	-
11:56	0.0	0.0	11:56	0.0	0.0	-
11:57	0.0	0.0	11:57	0.0	0.0	-
11:58	0.0	0.0	11:58	0.0	0.0	-
11:59	0.0	0.0	11:59	0.0	0.0	-
12:00	0.0	0.0	12:00	0.0	0.0	-
12:01	0.0	0.0	12:01	0.0	0.0	-
12:02	0.0	0.0	12:02	0.0	0.0	-
12:03	0.0	0.0	12:03	0.0	0.0	-
12:04	0.0	0.0	12:04	0.0	0.0	-

Grand Union Bowling Alley Site
BCP #360222
150 Westchester Avenue, Port Chester
November 6, 2024

PID DATA						
Upwind			Downwind			
Time	Concentration (ppm)	15-Min Avg Concentration (ppm)	Time	Concentration (ppm)	15-Min Avg Concentration (ppm)	Exceeds VOC Alarm Limit
12:05	0.0	0.0	12:05	0.0	0.0	-
12:06	0.0	0.0	12:06	0.0	0.0	-
12:07	0.0	0.0	12:07	0.0	0.0	-
12:08	0.0	0.0	12:08	0.0	0.0	-
12:09	0.0	0.0	12:09	0.0	0.0	-
12:10	0.0	0.0	12:10	0.0	0.0	-
12:11	0.0	0.0	12:11	0.0	0.0	-
12:12	0.0	0.0	12:12	0.0	0.0	-
12:13	0.0	0.0	12:13	0.0	0.0	-
12:14	0.0	0.0	12:14	0.0	0.0	-
12:15	0.0	0.0	12:15	0.0	0.0	-
12:16	0.0	0.0	12:16	0.0	0.0	-
12:17	0.0	0.0	12:17	0.0	0.0	-
12:18	0.0	0.0	12:18	0.0	0.0	-
12:19	0.0	0.0	12:19	0.0	0.0	-
12:20	0.0	0.0	12:20	0.0	0.0	-
12:21	0.0	0.0	12:21	0.0	0.0	-
12:22	0.0	0.0	12:22	0.0	0.0	-
12:23	0.0	0.0	12:23	0.0	0.0	-
12:24	0.0	0.0	12:24	0.0	0.0	-
12:25	0.0	0.0	12:25	0.0	0.0	-
12:26	0.0	0.0	12:26	0.0	0.0	-
12:27	0.0	0.0	12:27	0.0	0.0	-
12:28	0.0	0.0	12:28	0.0	0.0	-
12:29	0.0	0.0	12:29	0.0	0.0	-
12:30	0.0	0.0	12:30	0.0	0.0	-
12:31	0.0	0.0	12:31	0.0	0.0	-
12:32	0.0	0.0	12:32	0.0	0.0	-
12:33	0.0	0.0	12:33	0.0	0.0	-
12:34	0.0	0.0	12:34	0.0	0.0	-
12:35	0.0	0.0	12:35	0.0	0.0	-
12:36	0.0	0.0	12:36	0.0	0.0	-
12:37	0.0	0.0	12:37	0.0	0.0	-
12:38	0.0	0.0	12:38	0.0	0.0	-
12:39	0.0	0.0	12:39	0.0	0.0	-
12:40	0.0	0.0	12:40	0.0	0.0	-
12:41	0.0	0.0	12:41	0.0	0.0	-
12:42	0.0	0.0	12:42	0.0	0.0	-
12:43	0.0	0.0	12:43	0.0	0.0	-
12:44	0.0	0.0	12:44	0.0	0.0	-
12:45	0.0	0.0	12:45	0.0	0.0	-
12:46	0.0	0.0	12:46	0.0	0.0	-
12:47	0.0	0.0	12:47	0.0	0.0	-
12:48	0.0	0.0	12:48	0.0	0.0	-
12:49	0.0	0.0	12:49	0.0	0.0	-
12:50	0.0	0.0	12:50	0.0	0.0	-
12:51	0.0	0.0	12:51	0.0	0.0	-
12:52	0.0	0.0	12:52	0.0	0.0	-

Grand Union Bowling Alley Site
BCP #360222
150 Westchester Avenue, Port Chester
November 6, 2024

PID DATA						
Upwind			Downwind			
Time	Concentration (ppm)	15-Min Avg Concentration (ppm)	Time	Concentration (ppm)	15-Min Avg Concentration (ppm)	Exceeds VOC Alarm Limit
12:53	0.0	0.0	12:53	0.0	0.0	-
12:54	0.0	0.0	12:54	0.0	0.0	-
12:55	0.0	0.0	12:55	0.0	0.0	-
12:56	0.0	0.0	12:56	0.0	0.0	-
12:57	0.0	0.0	12:57	0.0	0.0	-
12:58	0.0	0.0	12:58	0.0	0.0	-
12:59	0.0	0.0	12:59	0.0	0.0	-
13:00	0.0	0.0	13:00	0.0	0.0	-
13:01	0.0	0.0	13:01	0.0	0.0	-
13:02	0.0	0.0	13:02	0.0	0.0	-
13:03	0.0	0.0	13:03	0.0	0.0	-
13:04	0.0	0.0	13:04	0.0	0.0	-
13:05	0.0	0.0	13:05	0.0	0.0	-
13:06	0.0	0.0	13:06	0.0	0.0	-
13:07	0.0	0.0	13:07	0.0	0.0	-
13:08	0.0	0.0	13:08	0.0	0.0	-
13:09	0.0	0.0	13:09	0.0	0.0	-
13:10	0.0	0.0	13:10	0.0	0.0	-
13:11	0.0	0.0	13:11	0.0	0.0	-
13:12	0.0	0.0	13:12	0.0	0.0	-
13:13	0.0	0.0	13:13	0.0	0.0	-
13:14	0.0	0.0	13:14	0.0	0.0	-
13:15	0.0	0.0	13:15	0.0	0.0	-
13:16	0.0	0.0	13:16	0.0	0.0	-
13:17	0.0	0.0	13:17	0.0	0.0	-
13:18	0.0	0.0	13:18	0.0	0.0	-
13:19	0.0	0.0	13:19	0.0	0.0	-
13:20	0.0	0.0	13:20	0.0	0.0	-
13:21	0.0	0.0	13:21	0.0	0.0	-
13:22	0.0	0.0	13:22	0.0	0.0	-
13:23	0.0	0.0	13:23	0.0	0.0	-
13:24	0.0	0.0	13:24	0.0	0.0	-
13:25	0.0	0.0	13:25	0.0	0.0	-
13:26	0.0	0.0	13:26	0.0	0.0	-
13:27	0.0	0.0	13:27	0.0	0.0	-
13:28	0.0	0.0	13:28	0.0	0.0	-
13:29	0.0	0.0	13:29	0.0	0.0	-
13:30	0.0	0.0	13:30	0.0	0.0	-
13:31	0.0	0.0	13:31	0.0	0.0	-
13:32	0.0	0.0	13:32	0.0	0.0	-
13:33	0.0	0.0	13:33	0.0	0.0	-
13:34	0.0	0.0	13:34	0.0	0.0	-
13:35	0.0	0.0	13:35	0.0	0.0	-
13:36	0.0	0.0	13:36	0.0	0.0	-
13:37	0.0	0.0	13:37	0.0	0.0	-
13:38	0.0	0.0	13:38	0.0	0.0	-
13:39	0.0	0.0	13:39	0.0	0.0	-
13:40	0.0	0.0	13:40	0.0	0.0	-

Grand Union Bowling Alley Site
BCP #360222
150 Westchester Avenue, Port Chester
November 6, 2024

PID DATA						
Upwind			Downwind			
Time	Concentration (ppm)	15-Min Avg Concentration (ppm)	Time	Concentration (ppm)	15-Min Avg Concentration (ppm)	Exceeds VOC Alarm Limit
13:41	0.0	0.0	13:41	0.0	0.0	-
13:42	0.0	0.0	13:42	0.0	0.0	-
13:43	0.0	0.0	13:43	0.0	0.0	-
13:44	0.0	0.0	13:44	0.0	0.0	-
13:45	0.0	0.0	13:45	0.0	0.0	-
13:46	0.0	0.0	13:46	0.0	0.0	-
13:47	0.0	0.0	13:47	0.0	0.0	-
13:48	0.0	0.0	13:48	0.0	0.0	-
13:49	0.0	0.0	13:49	0.0	0.0	-
13:50	0.0	0.0	13:50	0.0	0.0	-
13:51	0.0	0.0	13:51	0.0	0.0	-
13:52	0.0	0.0	13:52	0.0	0.0	-
13:53	0.0	0.0	13:53	0.0	0.0	-
13:54	0.0	0.0	13:54	0.0	0.0	-
13:55	0.0	0.0	13:55	0.0	0.0	-
13:56	0.0	0.0	13:56	0.0	0.0	-
13:57	0.0	0.0	13:57	0.0	0.0	-
13:58	0.0	0.0	13:58	0.0	0.0	-
13:59	0.0	0.0	13:59	0.0	0.0	-
14:00	0.0	0.0	14:00	0.0	0.0	-
14:01	0.0	0.0	14:01	0.0	0.0	-
14:02	0.0	0.0	14:02	0.0	0.0	-
14:03	0.0	0.0	14:03	0.0	0.0	-
14:04	0.0	0.0	14:04	0.0	0.0	-
14:05	0.0	0.0	14:05	0.0	0.0	-
14:06	0.0	0.0	14:06	0.0	0.0	-
14:07	0.0	0.0	14:07	0.0	0.0	-
14:08	0.0	0.0	14:08	0.0	0.0	-
14:09	0.0	0.0	14:09	0.0	0.0	-
14:10	0.0	0.0	14:10	0.0	0.0	-
14:11	0.0	0.0	14:11	0.0	0.0	-
14:12	0.0	0.0	14:12	0.0	0.0	-
14:13	0.0	0.0	14:13	0.0	0.0	-
14:14	0.0	0.0	14:14	0.0	0.0	-
14:15	0.0	0.0	14:15	0.0	0.0	-
14:16	0.0	0.0	14:16	0.0	0.0	-
14:17	0.0	0.0	14:17	0.0	0.0	-
14:18	0.0	0.0	14:18	0.0	0.0	-
14:19	0.0	0.0	14:19	0.0	0.0	-
14:20	0.0	0.0	14:20	0.0	0.0	-
14:21	0.0	0.0	14:21	0.0	0.0	-
14:22	0.0	0.0	14:22	0.0	0.0	-
14:23	0.0	0.0	14:23	0.0	0.0	-
14:24	0.0	0.0	14:24	0.0	0.0	-
14:25	0.0	0.0	14:25	0.0	0.0	-
14:26	0.0	0.0	14:26	0.0	0.0	-
14:27	0.0	0.0	14:27	0.0	0.0	-
14:28	0.0	0.0	14:28	0.0	0.0	-

Grand Union Bowling Alley Site
BCP #360222
150 Westchester Avenue, Port Chester
November 6, 2024

PID DATA						
Upwind			Downwind			
Time	Concentration (ppm)	15-Min Avg Concentration (ppm)	Time	Concentration (ppm)	15-Min Avg Concentration (ppm)	Exceeds VOC Alarm Limit
14:29	0.0	0.0	14:29	0.0	0.0	-
14:30	0.0	0.0	14:30	0.0	0.0	-
14:31	0.0	0.0	14:31	0.0	0.0	-
14:32	0.0	0.0	14:32	0.0	0.0	-
14:33	0.0	0.0	14:33	0.0	0.0	-
14:34	0.0	0.0	14:34	0.0	0.0	-
14:35	0.0	0.0	14:35	0.0	0.0	-
14:36	0.0	0.0	14:36	0.0	0.0	-
14:37	0.0	0.0	14:37	0.0	0.0	-
14:38	0.0	0.0	14:38	0.0	0.0	-
14:39	0.0	0.0	14:39	0.0	0.0	-
14:40	0.0	0.0	14:40	0.0	0.0	-
14:41	0.0	0.0	14:41	0.0	0.0	-
14:42	0.0	0.0	14:42	0.0	0.0	-
14:43	0.0	0.0	14:43	0.0	0.0	-
14:44	0.0	0.0	14:44	0.0	0.0	-
14:45	0.0	0.0	14:45	0.0	0.0	-
14:46	0.0	0.0	14:46	0.0	0.0	-
14:47	0.0	0.0	14:47	0.0	0.0	-
14:48	0.0	0.0	14:48	0.0	0.0	-
14:49	0.0	0.0	14:49	0.0	0.0	-
14:50	0.0	0.0	14:50	0.0	0.0	-
14:51	0.0	0.0	14:51	0.0	0.0	-
14:52	0.0	0.0	14:52	0.0	0.0	-
14:53	0.0	0.0	14:53	0.0	0.0	-
14:54	0.0	0.0	14:54	0.0	0.0	-
14:55	0.0	0.0	14:55	0.0	0.0	-
14:56	0.0	0.0	14:56	0.0	0.0	-
14:57	0.0	0.0	14:57	0.0	0.0	-
14:58	0.0	0.0	14:58	0.0	0.0	-
14:59	0.0	0.0	14:59	0.0	0.0	-
15:00	0.0	0.0	15:00	0.0	0.0	-
15:01	0.0	0.0	15:01	0.0	0.0	-
15:02	0.0	0.0	15:02	0.0	0.0	-
15:03	0.0	0.0	15:03	0.0	0.0	-
15:04	0.0	0.0	15:04	0.0	0.0	-
15:05	0.0	0.0	15:05	0.0	0.0	-
15:06	0.0	0.0	15:06	0.0	0.0	-
15:07	0.0	0.0	15:07	0.0	0.0	-
15:08	0.0	0.0	15:08	0.0	0.0	-
15:09	0.0	0.0	15:09	0.0	0.0	-
15:10	0.0	0.0	15:10	0.0	0.0	-

SESI CONSULTING ENGINEERS

959 US-46 Floor 3, Suite 300 - Parsippany-Troy Hills, NJ

DAILY AIR MONITORING REPORT
150 Westchester Avenue
Port Chester, New York

11/11/2024

Rev. No. 0 | Page 1 of 2

Project Number: 11895A

Dust Action Level: 150 µg/m^3

VOC Action Level: 5 ppm

Weather Data Range for Work Day		Wind Direction	W	Relative Humidity (%)	46.0 - 89.0	Daily Rain Total (in)	0.00	Readings in the summary table and graphs below are the reported downwind concentrations.
Temperature (°F)	58.0 - 68.0	Wind Speed (MPH)	4.6 - 11.3	Barometer (inHg)	29.70 - 29.80	Avg. Dew Point Temp (°F)	52.4	

Station Location	Daily Avg. Dust Concentration (µg/m^3)	Max 15-Min Dust Concentration (µg/m^3)	Time of Max Dust Reading	Daily Avg. VOC Concentration (ppm)	Max 15-Min VOC Concentration (ppm)	Time of Max VOC Reading
Upwind	18.0	55.2	15:12	0.0	0.0	8:19
Downwind	9.2	26.3	14:04	0.0	0.0	8:17

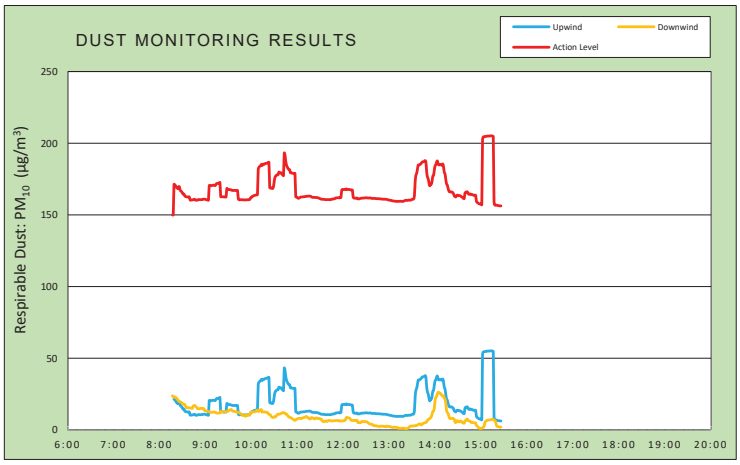

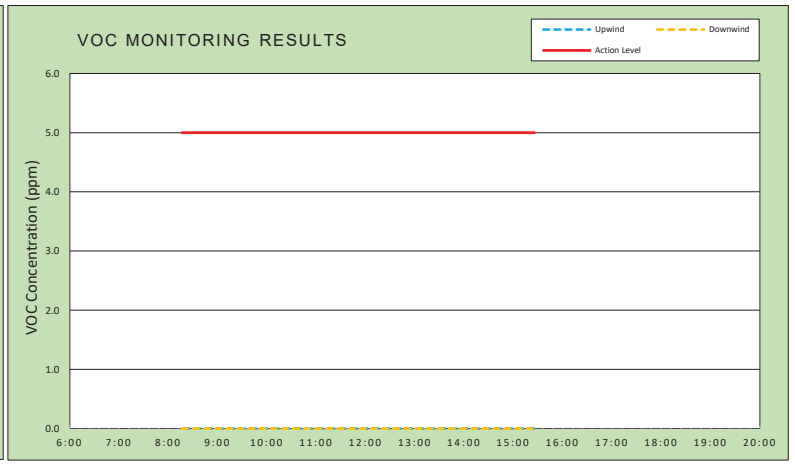

Air Monitoring Notes:

Weather Notes:

EMILCOTT
A Triumvirate Environmental Company

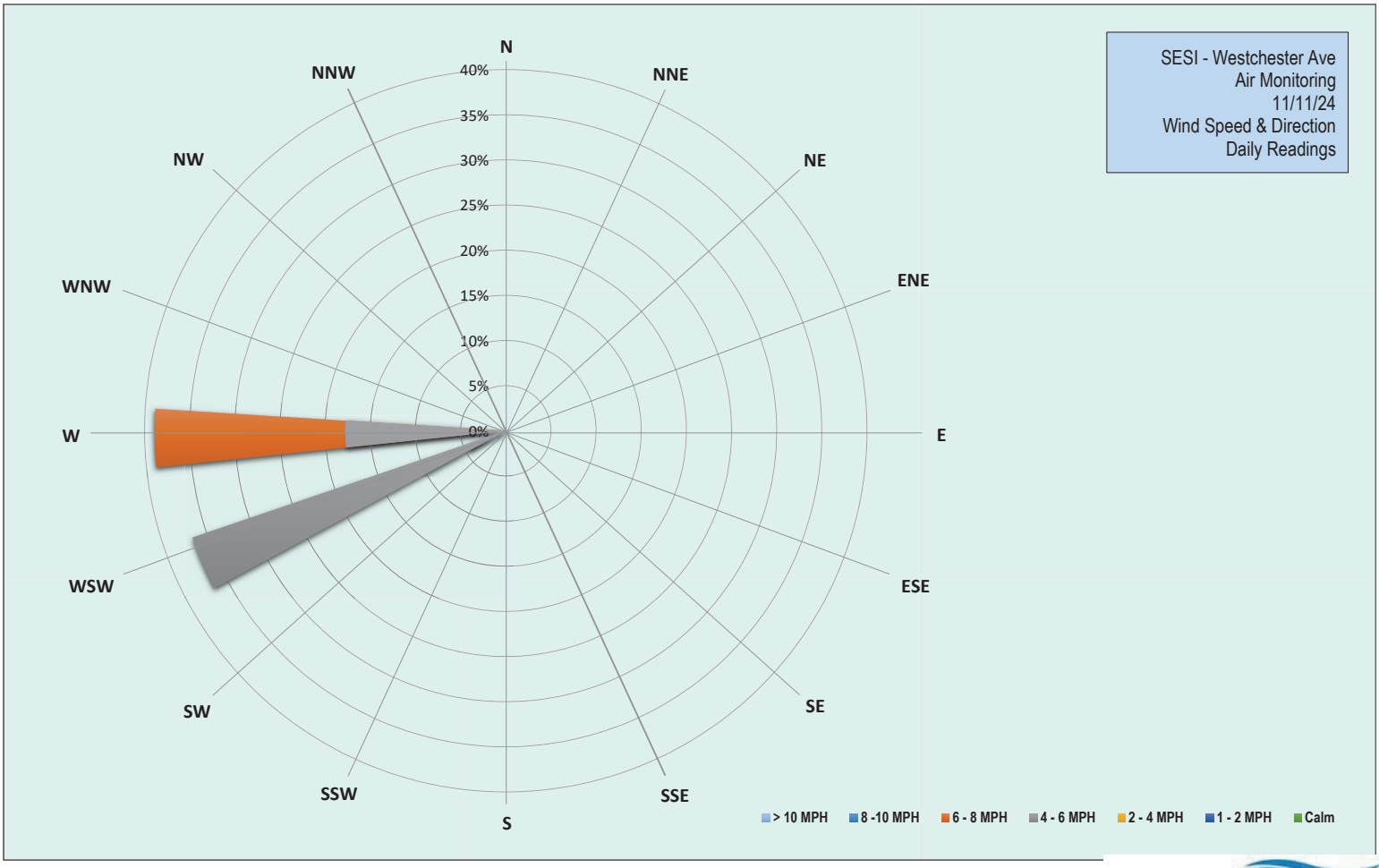

EMILCOTT
A Triumvirate Environmental Company

Grand Union Bowling Alley Site
BCP #360222
150 Westchester Avenue, Port Chester
November 11, 2024

Monday, November 11, 2024						
Number of Instances Where Downwind Particulates Exceeds Upwind Particulate + 150 =						0
Number of Comparable Data Points =						428
Start Time:						8:02
End Time:						15:26
PARTICULATE DATA						
Upwind			Downwind			Exceeds Particulate Alarm Limit
Time	Concentration (ug/m^3)	15-Min Avg Concentration (ug/m^3)	Time	Concentration (ug/m^3)	15-Min Avg Concentration (ug/m^3)	
8:02	-	-	8:02	21.5	-	-
8:03	-	-	8:03	33.0	-	-
8:04	13.0	-	8:04	42.8	-	-
8:05	18.0	-	8:05	38.8	-	-
8:06	20.8	-	8:06	20.5	-	-
8:07	25.8	-	8:07	23.3	-	-
8:08	18.3	-	8:08	25.8	-	-
8:09	18.5	-	8:09	22.0	-	-
8:10	18.5	-	8:10	26.5	-	-
8:11	14.5	-	8:11	17.5	-	-
8:12	42.3	-	8:12	20.5	-	-
8:13	19.0	-	8:13	14.3	-	-
8:14	14.8	-	8:14	15.0	-	-
8:15	25.5	-	8:15	20.0	-	-
8:16	20.5	-	8:16	21.8	-	-
8:17	18.8	-	8:17	17.3	23.9	-
8:18	29.0	-	8:18	20.8	23.1	-
8:19	17.0	21.4	8:19	39.8	22.9	-
8:20	12.3	21.0	8:20	40.5	23.0	-
8:21	11.3	20.4	8:21	18.0	22.9	-
8:22	10.3	19.4	8:22	14.3	22.3	-
8:23	11.8	18.9	8:23	17.0	21.7	-
8:24	9.3	18.3	8:24	13.0	21.1	-
8:25	40.3	19.8	8:25	13.5	20.2	-
8:26	12.3	19.6	8:26	12.5	19.9	-
8:27	8.3	17.3	8:27	15.3	19.5	-
8:28	8.3	16.6	8:28	12.0	19.4	-
8:29	9.3	16.3	8:29	11.5	19.1	-
8:30	9.3	15.2	8:30	10.0	18.5	-
8:31	9.8	14.5	8:31	14.0	18.0	-
8:32	20.5	14.6	8:32	17.0	17.9	-
8:33	10.8	13.4	8:33	19.0	17.8	-
8:34	9.3	12.8	8:34	23.3	16.7	-
8:35	10.8	12.7	8:35	23.3	15.6	-
8:36	8.8	12.6	8:36	15.0	15.4	-
8:37	9.5	12.5	8:37	16.3	15.5	-
8:38	12.0	12.5	8:38	17.8	15.6	-
8:39	9.5	12.6	8:39	10.5	15.4	-
8:40	8.8	10.5	8:40	12.5	15.3	-
8:41	9.8	10.3	8:41	10.8	15.2	-
8:42	10.0	10.4	8:42	14.5	15.2	-

Grand Union Bowling Alley Site
BCP #360222
150 Westchester Avenue, Port Chester
November 11, 2024

PARTICULATE DATA						
Upwind			Downwind			Exceeds Particulate Alarm Limit
Time	Concentration (ug/m^3)	15-Min Avg Concentration (ug/m^3)	Time	Concentration (ug/m^3)	15-Min Avg Concentration (ug/m^3)	
8:43	9.0	10.5	8:43	10.5	15.1	-
8:44	12.3	10.7	8:44	35.0	16.6	-
8:45	11.3	10.8	8:45	15.3	17.0	-
8:46	12.0	10.9	8:46	15.0	17.0	-
8:47	10.5	10.3	8:47	11.0	16.6	-
8:48	10.8	10.3	8:48	10.5	16.1	-
8:49	11.0	10.4	8:49	13.8	15.4	-
8:50	10.3	10.4	8:50	13.5	14.8	-
8:51	14.3	10.7	8:51	15.3	14.8	-
8:52	9.3	10.7	8:52	15.3	14.7	-
8:53	11.0	10.6	8:53	19.8	14.9	-
8:54	9.3	10.6	8:54	13.8	15.1	-
8:55	10.5	10.7	8:55	11.3	15.0	-
8:56	8.8	10.7	8:56	9.5	14.9	-
8:57	14.0	10.9	8:57	10.5	14.7	-
8:58	10.0	11.0	8:58	14.8	14.9	-
8:59	11.8	11.0	8:59	14.8	13.6	-
9:00	9.8	10.9	9:00	13.5	13.5	-
9:01	8.8	10.7	9:01	9.8	13.1	-
9:02	8.0	10.5	9:02	9.5	13.0	-
9:03	9.0	10.4	9:03	10.3	13.0	-
9:04	9.0	10.2	9:04	12.0	12.9	-
9:05	165.5	20.6	9:05	9.8	12.6	-
9:06	10.8	20.4	9:06	11.3	12.4	-
9:07	11.0	20.5	9:07	14.3	12.3	-
9:08	9.5	20.4	9:08	20.3	12.3	-
9:09	13.3	20.6	9:09	14.5	12.4	-
9:10	11.3	20.7	9:10	11.0	12.4	-
9:11	10.0	20.8	9:11	10.0	12.4	-
9:12	10.8	20.6	9:12	12.0	12.5	-
9:13	9.5	20.5	9:13	10.0	12.2	-
9:14	26.5	21.5	9:14	12.0	12.0	-
9:15	16.3	21.9	9:15	9.3	11.7	-
9:16	10.0	22.0	9:16	10.0	11.7	-
9:17	8.8	22.1	9:17	9.8	11.8	-
9:18	13.5	22.4	9:18	11.3	11.8	-
9:19	14.0	22.7	9:19	12.5	11.9	-
9:20	15.5	12.7	9:20	25.0	12.9	-
9:21	10.8	12.7	9:21	14.8	13.1	-
9:22	10.0	12.6	9:22	11.8	12.9	-
9:23	10.0	12.7	9:23	12.0	12.4	-
9:24	11.8	12.6	9:24	16.5	12.5	-
9:25	10.5	12.5	9:25	12.5	12.6	-
9:26	10.8	12.6	9:26	12.0	12.8	-
9:27	9.8	12.5	9:27	13.8	12.9	-
9:28	100.0	18.5	9:28	11.5	13.0	-
9:29	18.3	18.0	9:29	11.0	12.9	-
9:30	12.0	17.7	9:30	13.5	13.2	-

Grand Union Bowling Alley Site
BCP #360222
150 Westchester Avenue, Port Chester
November 11, 2024

PARTICULATE DATA						
Upwind			Downwind			Exceeds Particulate Alarm Limit
Time	Concentration (ug/m^3)	15-Min Avg Concentration (ug/m^3)	Time	Concentration (ug/m^3)	15-Min Avg Concentration (ug/m^3)	
9:31	9.5	17.7	9:31	19.3	13.8	-
9:32	10.0	17.8	9:32	11.8	13.9	-
9:33	9.5	17.5	9:33	14.0	14.1	-
9:34	12.5	17.4	9:34	14.5	14.3	-
9:35	10.8	17.1	9:35	11.5	13.4	-
9:36	10.8	17.1	9:36	10.8	13.1	-
9:37	10.5	17.1	9:37	11.5	13.1	-
9:38	10.5	17.1	9:38	11.5	13.0	-
9:39	9.8	17.0	9:39	11.3	12.7	-
9:40	11.8	17.1	9:40	14.3	12.8	-
9:41	9.8	17.0	9:41	8.5	12.6	-
9:42	10.0	17.0	9:42	9.3	12.3	-
9:43	10.8	11.1	9:43	11.0	12.2	-
9:44	11.0	10.6	9:44	8.0	12.0	-
9:45	11.3	10.6	9:45	11.3	11.9	-
9:46	10.8	10.6	9:46	8.8	11.2	-
9:47	9.8	10.6	9:47	8.8	11.0	-
9:48	9.8	10.6	9:48	8.3	10.6	-
9:49	10.8	10.5	9:49	9.3	10.3	-
9:50	10.8	10.5	9:50	9.0	10.1	-
9:51	10.0	10.5	9:51	7.8	9.9	-
9:52	10.3	10.5	9:52	8.0	9.7	-
9:53	11.5	10.5	9:53	11.0	9.6	-
9:54	11.3	10.6	9:54	26.8	10.7	-
9:55	10.8	10.6	9:55	10.5	10.4	-
9:56	10.3	10.6	9:56	8.8	10.4	-
9:57	11.3	10.7	9:57	11.3	10.6	-
9:58	12.5	10.8	9:58	7.3	10.3	-
9:59	28.3	11.9	9:59	39.0	12.4	-
10:00	12.8	12.0	10:00	9.3	12.2	-
10:01	23.3	12.9	10:01	11.3	12.4	-
10:02	12.0	13.0	10:02	11.3	12.6	-
10:03	15.3	13.4	10:03	10.0	12.7	-
10:04	14.0	13.6	10:04	9.3	12.7	-
10:05	12.3	13.7	10:05	8.8	12.7	-
10:06	12.8	13.9	10:06	11.5	12.9	-
10:07	11.8	14.0	10:07	20.3	13.7	-
10:08	13.5	14.1	10:08	12.5	13.8	-
10:09	277.3	31.9	10:09	12.8	12.9	-
10:10	31.5	33.2	10:10	12.3	13.0	-
10:11	20.0	33.9	10:11	19.3	13.7	-
10:12	16.8	34.3	10:12	15.5	14.0	-
10:13	26.8	35.2	10:13	10.5	14.2	-
10:14	16.5	34.4	10:14	12.0	12.4	-
10:15	28.3	35.5	10:15	12.0	12.6	-
10:16	17.3	35.1	10:16	12.3	12.7	-
10:17	20.3	35.6	10:17	10.3	12.6	-
10:18	17.8	35.8	10:18	8.5	12.5	-

Grand Union Bowling Alley Site
BCP #360222
150 Westchester Avenue, Port Chester
November 11, 2024

PARTICULATE DATA						
Upwind			Downwind			Exceeds Particulate Alarm Limit
Time	Concentration (ug/m^3)	15-Min Avg Concentration (ug/m^3)	Time	Concentration (ug/m^3)	15-Min Avg Concentration (ug/m^3)	
10:19	17.0	36.0	10:19	8.0	12.4	-
10:20	13.5	36.1	10:20	6.5	12.3	-
10:21	15.5	36.2	10:21	10.5	12.2	-
10:22	17.5	36.6	10:22	8.0	11.4	-
10:23	15.3	36.7	10:23	6.5	11.0	-
10:24	12.3	19.1	10:24	8.3	10.7	-
10:25	27.3	18.8	10:25	7.8	10.4	-
10:26	18.3	18.7	10:26	5.8	9.5	-
10:27	21.3	19.0	10:27	7.5	9.0	-
10:28	19.3	18.5	10:28	6.8	8.7	-
10:29	40.8	20.1	10:29	15.0	8.9	-
10:30	83.3	23.8	10:30	16.5	9.2	-
10:31	58.3	26.5	10:31	8.5	9.0	-
10:32	30.0	27.1	10:32	18.0	9.5	-
10:33	27.8	27.8	10:33	16.8	10.0	-
10:34	20.0	28.0	10:34	20.3	10.8	-
10:35	14.3	28.1	10:35	9.3	11.0	-
10:36	43.0	29.9	10:36	9.3	10.9	-
10:37	12.0	29.5	10:37	9.5	11.0	-
10:38	12.8	29.4	10:38	11.3	11.4	-
10:39	12.3	29.4	10:39	9.5	11.4	-
10:40	13.0	28.4	10:40	14.5	11.9	-
10:41	11.5	28.0	10:41	8.5	12.1	-
10:42	12.3	27.4	10:42	7.3	12.1	-
10:43	256.0	43.1	10:43	7.0	12.1	-
10:44	17.5	41.6	10:44	6.8	11.5	-
10:45	17.5	37.2	10:45	10.8	11.1	-
10:46	20.0	34.7	10:46	8.8	11.2	-
10:47	11.3	33.4	10:47	5.8	10.3	-
10:48	10.8	32.3	10:48	7.3	9.7	-
10:49	11.5	31.7	10:49	9.5	9.0	-
10:50	12.3	31.6	10:50	9.5	9.0	-
10:51	10.8	29.4	10:51	4.8	8.7	-
10:52	11.0	29.4	10:52	5.3	8.4	-
10:53	10.3	29.2	10:53	5.0	8.0	-
10:54	11.0	29.1	10:54	5.0	7.7	-
10:55	11.3	29.0	10:55	5.5	7.1	-
10:56	11.8	29.0	10:56	5.5	6.9	-
10:57	12.5	29.0	10:57	4.8	6.7	-
10:58	11.0	12.7	10:58	12.3	7.1	-
10:59	13.0	12.4	10:59	13.3	7.5	-
11:00	13.8	12.1	11:00	11.5	7.6	-
11:01	12.8	11.7	11:01	14.5	8.0	-
11:02	11.5	11.7	11:02	8.3	8.1	-
11:03	15.3	12.0	11:03	7.8	8.2	-
11:04	17.0	12.3	11:04	7.8	8.0	-
11:05	14.8	12.5	11:05	6.5	7.8	-
11:06	11.5	12.6	11:06	9.5	8.2	-

Grand Union Bowling Alley Site
BCP #360222
150 Westchester Avenue, Port Chester
November 11, 2024

PARTICULATE DATA						
Upwind			Downwind			Exceeds Particulate Alarm Limit
Time	Concentration (ug/m^3)	15-Min Avg Concentration (ug/m^3)	Time	Concentration (ug/m^3)	15-Min Avg Concentration (ug/m^3)	
11:07	11.3	12.6	11:07	9.0	8.4	-
11:08	11.5	12.7	11:08	7.3	8.6	-
11:09	11.3	12.7	11:09	7.3	8.7	-
11:10	12.3	12.7	11:10	8.8	8.9	-
11:11	14.8	12.9	11:11	10.0	9.2	-
11:12	12.0	12.9	11:12	6.5	9.3	-
11:13	14.0	13.1	11:13	7.8	9.0	-
11:14	13.5	13.1	11:14	4.5	8.5	-
11:15	12.8	13.1	11:15	7.8	8.2	-
11:16	13.8	13.1	11:16	8.3	7.8	-
11:17	10.5	13.1	11:17	5.8	7.6	-
11:18	11.5	12.8	11:18	21.8	8.6	-
11:19	11.5	12.5	11:19	6.8	8.5	-
11:20	11.5	12.2	11:20	5.3	8.4	-
11:21	12.0	12.3	11:21	4.8	8.1	-
11:22	11.0	12.3	11:22	4.8	7.8	-
11:23	10.5	12.2	11:23	5.8	7.7	-
11:24	11.0	12.2	11:24	15.0	8.2	-
11:25	13.3	12.2	11:25	10.8	8.4	-
11:26	11.5	12.0	11:26	7.3	8.2	-
11:27	11.3	12.0	11:27	4.5	8.0	-
11:28	10.8	11.8	11:28	5.3	7.9	-
11:29	10.0	11.5	11:29	7.0	8.0	-
11:30	9.5	11.3	11:30	3.8	7.8	-
11:31	9.5	11.0	11:31	2.5	7.4	-
11:32	10.3	11.0	11:32	3.8	7.3	-
11:33	9.8	10.9	11:33	4.5	6.1	-
11:34	11.3	10.9	11:34	4.5	6.0	-
11:35	11.0	10.8	11:35	3.8	5.9	-
11:36	10.8	10.8	11:36	6.5	6.0	-
11:37	10.0	10.7	11:37	9.3	6.3	-
11:38	9.5	10.6	11:38	6.3	6.3	-
11:39	12.3	10.7	11:39	10.0	6.0	-
11:40	13.5	10.7	11:40	13.5	6.2	-
11:41	10.8	10.7	11:41	14.3	6.6	-
11:42	11.8	10.7	11:42	4.8	6.6	-
11:43	10.0	10.7	11:43	4.5	6.6	-
11:44	10.5	10.7	11:44	3.0	6.3	-
11:45	14.5	11.0	11:45	3.5	6.3	-
11:46	10.3	11.1	11:46	3.0	6.3	-
11:47	10.0	11.1	11:47	4.3	6.4	-
11:48	13.3	11.3	11:48	5.0	6.4	-
11:49	12.0	11.3	11:49	4.5	6.4	-
11:50	17.8	11.8	11:50	6.5	6.6	-
11:51	12.0	11.9	11:51	7.3	6.6	-
11:52	11.3	12.0	11:52	6.5	6.5	-
11:53	10.3	12.0	11:53	8.0	6.6	-
11:54	13.0	12.1	11:54	5.5	6.3	-

Grand Union Bowling Alley Site
BCP #360222
150 Westchester Avenue, Port Chester
November 11, 2024

PARTICULATE DATA						
Upwind			Downwind			Exceeds Particulate Alarm Limit
Time	Concentration (ug/m^3)	15-Min Avg Concentration (ug/m^3)	Time	Concentration (ug/m^3)	15-Min Avg Concentration (ug/m^3)	
11:55	11.3	11.9	11:55	18.0	6.6	-
11:56	13.0	12.1	11:56	8.3	6.2	-
11:57	12.5	12.1	11:57	6.5	6.3	-
11:58	84.3	17.1	11:58	3.8	6.2	-
11:59	22.0	17.8	11:59	5.0	6.4	-
12:00	11.5	17.6	12:00	2.5	6.3	-
12:01	11.8	17.7	12:01	5.3	6.5	-
12:02	12.0	17.9	12:02	10.5	6.9	-
12:03	11.0	17.7	12:03	5.0	6.9	-
12:04	19.8	18.2	12:04	32.0	8.7	-
12:05	10.5	17.7	12:05	4.3	8.6	-
12:06	12.0	17.7	12:06	8.0	8.6	-
12:07	11.8	17.8	12:07	5.3	8.5	-
12:08	9.8	17.7	12:08	3.5	8.2	-
12:09	10.8	17.6	12:09	1.8	8.0	-
12:10	10.3	17.5	12:10	3.0	7.0	-
12:11	10.0	17.3	12:11	4.0	6.7	-
12:12	12.8	17.3	12:12	5.3	6.6	-
12:13	11.5	12.5	12:13	3.8	6.6	-
12:14	11.3	11.8	12:14	4.5	6.6	-
12:15	10.8	11.7	12:15	4.8	6.7	-
12:16	10.8	11.7	12:16	2.5	6.5	-
12:17	12.8	11.7	12:17	10.0	6.5	-
12:18	12.8	11.8	12:18	10.8	6.9	-
12:19	10.3	11.2	12:19	6.3	5.2	-
12:20	11.3	11.2	12:20	7.0	5.4	-
12:21	11.5	11.2	12:21	5.3	5.2	-
12:22	14.5	11.4	12:22	3.8	5.1	-
12:23	13.0	11.6	12:23	4.3	5.1	-
12:24	11.8	11.7	12:24	11.3	5.8	-
12:25	10.5	11.7	12:25	7.3	6.0	-
12:26	12.3	11.8	12:26	2.3	5.9	-
12:27	12.5	11.8	12:27	3.3	5.8	-
12:28	11.8	11.8	12:28	4.0	5.8	-
12:29	12.5	11.9	12:29	4.3	5.8	-
12:30	11.5	12.0	12:30	4.0	5.7	-
12:31	10.5	12.0	12:31	2.8	5.8	-
12:32	10.5	11.8	12:32	3.0	5.3	-
12:33	12.5	11.8	12:33	2.0	4.7	-
12:34	11.5	11.9	12:34	1.5	4.4	-
12:35	10.3	11.8	12:35	3.8	4.2	-
12:36	12.3	11.9	12:36	3.3	4.0	-
12:37	10.5	11.6	12:37	3.0	4.0	-
12:38	11.8	11.5	12:38	3.0	3.9	-
12:39	11.5	11.5	12:39	2.0	3.3	-
12:40	12.0	11.6	12:40	3.8	3.1	-
12:41	11.3	11.5	12:41	1.8	3.0	-
12:42	11.3	11.4	12:42	2.5	3.0	-

Grand Union Bowling Alley Site
BCP #360222
150 Westchester Avenue, Port Chester
November 11, 2024

PARTICULATE DATA						
Upwind			Downwind			Exceeds Particulate Alarm Limit
Time	Concentration (ug/m^3)	15-Min Avg Concentration (ug/m^3)	Time	Concentration (ug/m^3)	15-Min Avg Concentration (ug/m^3)	
12:43	10.8	11.4	12:43	2.8	2.9	-
12:44	11.4	11.3	12:44	2.8	2.8	-
12:45	11.8	11.3	12:45	1.8	2.6	-
12:46	10.6	11.3	12:46	1.8	2.6	-
12:47	10.0	11.3	12:47	1.0	2.4	-
12:48	10.8	11.2	12:48	3.0	2.5	-
12:49	11.2	11.2	12:49	4.5	2.7	-
12:50	10.0	11.1	12:50	2.8	2.6	-
12:51	9.8	11.0	12:51	3.0	2.6	-
12:52	10.6	11.0	12:52	2.0	2.6	-
12:53	11.6	11.0	12:53	2.8	2.5	-
12:54	11.8	11.0	12:54	0.8	2.5	-
12:55	10.6	10.9	12:55	0.5	2.2	-
12:56	11.0	10.9	12:56	2.0	2.3	-
12:57	9.8	10.8	12:57	9.3	2.7	-
12:58	9.2	10.7	12:58	1.3	2.6	-
12:59	8.4	10.5	12:59	0.5	2.5	-
13:00	9.0	10.3	13:00	0.5	2.4	-
13:01	9.6	10.2	13:01	0.0	2.3	-
13:02	9.6	10.2	13:02	0.8	2.2	-
13:03	8.6	10.1	13:03	0.5	2.1	-
13:04	8.4	9.9	13:04	0.3	1.8	-
13:05	8.8	9.8	13:05	1.3	1.7	-
13:06	8.6	9.7	13:06	7.0	2.0	-
13:07	8.6	9.6	13:07	2.3	2.0	-
13:08	10.8	9.5	13:08	0.5	1.8	-
13:09	11.6	9.5	13:09	0.5	1.8	-
13:10	10.2	9.5	13:10	0.3	1.8	-
13:11	9.8	9.4	13:11	0.8	1.7	-
13:12	10.8	9.5	13:12	1.0	1.2	-
13:13	9.2	9.5	13:13	0.5	1.1	-
13:14	9.2	9.5	13:14	1.3	1.2	-
13:15	8.8	9.5	13:15	0.3	1.1	-
13:16	9.8	9.5	13:16	0.0	1.1	-
13:17	8.2	9.4	13:17	1.8	1.2	-
13:18	8.8	9.4	13:18	0.5	1.2	-
13:19	10.8	9.6	13:19	1.0	1.3	-
13:20	13.2	9.9	13:20	1.8	1.3	-
13:21	11.2	10.1	13:21	0.5	0.9	-
13:22	10.6	10.2	13:22	2.3	0.9	-
13:23	10.4	10.2	13:23	1.8	0.9	-
13:24	10.2	10.1	13:24	1.8	1.0	-
13:25	13.6	10.3	13:25	6.0	1.4	-
13:26	9.8	10.3	13:26	7.5	1.9	-
13:27	10.0	10.3	13:27	10.0	2.5	-
13:28	10.2	10.3	13:28	4.0	2.7	-
13:29	12.8	10.6	13:29	2.0	2.7	-
13:30	13.4	10.9	13:30	1.0	2.8	-

Grand Union Bowling Alley Site
BCP #360222
150 Westchester Avenue, Port Chester
November 11, 2024

PARTICULATE DATA						
Upwind			Downwind			Exceeds Particulate Alarm Limit
Time	Concentration (ug/m^3)	15-Min Avg Concentration (ug/m^3)	Time	Concentration (ug/m^3)	15-Min Avg Concentration (ug/m^3)	
13:31	10.8	10.9	13:31	0.5	2.8	-
13:32	11.4	11.1	13:32	1.5	2.8	-
13:33	40.4	13.3	13:33	2.0	2.9	-
13:34	161.2	23.3	13:34	2.3	3.0	-
13:35	80.2	27.7	13:35	3.0	3.1	-
13:36	31.6	29.1	13:36	2.5	3.2	-
13:37	55.0	32.1	13:37	4.5	3.4	-
13:38	52.6	34.9	13:38	8.3	3.8	-
13:39	10.2	34.9	13:39	8.3	4.2	-
13:40	16.4	35.1	13:40	5.3	4.2	-
13:41	16.0	35.5	13:41	3.8	3.9	-
13:42	19.2	36.1	13:42	3.8	3.5	-
13:43	20.8	36.8	13:43	8.3	3.8	-
13:44	16.6	37.1	13:44	14.0	4.6	-
13:45	13.8	37.1	13:45	3.0	4.7	-
13:46	16.2	37.4	13:46	3.0	4.9	-
13:47	18.6	37.9	13:47	4.3	5.1	-
13:48	27.6	37.1	13:48	4.0	5.2	-
13:49	56.8	30.1	13:49	12.0	5.9	-
13:50	26.2	26.5	13:50	12.5	6.5	-
13:51	10.6	25.1	13:51	15.3	7.3	-
13:52	15.2	22.5	13:52	6.3	7.5	-
13:53	19.6	20.3	13:53	18.8	8.2	-
13:54	28.8	21.5	13:54	13.5	8.5	-
13:55	15.6	21.4	13:55	14.5	9.1	-
13:56	44.8	23.4	13:56	30.0	10.9	-
13:57	73.2	27.0	13:57	33.0	12.8	-
13:58	30.8	27.6	13:58	12.0	13.1	-
13:59	70.4	31.2	13:59	45.8	15.2	-
14:00	59.6	34.3	14:00	88.0	20.9	-
14:01	27.4	35.0	14:01	30.3	22.7	-
14:02	46.2	36.9	14:02	17.0	23.5	-
14:03	39.4	37.6	14:03	31.5	25.4	-
14:04	24.0	35.5	14:04	25.5	26.3	-
14:05	17.2	34.9	14:05	11.0	26.2	-
14:06	15.4	35.2	14:06	6.8	25.6	-
14:07	15.6	35.2	14:07	5.8	25.6	-
14:08	15.8	34.9	14:08	5.5	24.7	-
14:09	22.6	34.5	14:09	4.5	24.1	-
14:10	31.4	35.6	14:10	9.3	23.7	-
14:11	15.6	33.6	14:11	30.8	23.8	-
14:12	15.8	29.8	14:12	7.3	22.1	-
14:13	12.0	28.6	14:13	3.0	21.5	-
14:14	12.4	24.7	14:14	5.8	18.8	-
14:15	12.6	21.6	14:15	7.8	13.4	-
14:16	15.4	20.8	14:16	12.5	12.3	-
14:17	12.4	18.5	14:17	4.8	11.4	-
14:18	13.2	16.8	14:18	2.5	9.5	-

Grand Union Bowling Alley Site
BCP #360222
150 Westchester Avenue, Port Chester
November 11, 2024

PARTICULATE DATA						
Upwind			Downwind			Exceeds Particulate Alarm Limit
Time	Concentration (ug/m^3)	15-Min Avg Concentration (ug/m^3)	Time	Concentration (ug/m^3)	15-Min Avg Concentration (ug/m^3)	
14:19	13.0	16.0	14:19	3.8	8.1	-
14:20	20.2	16.2	14:20	13.0	8.2	-
14:21	11.0	15.9	14:21	4.8	8.1	-
14:22	16.0	16.0	14:22	8.0	8.2	-
14:23	10.4	15.6	14:23	3.5	8.1	-
14:24	11.2	14.8	14:24	2.0	7.9	-
14:25	8.8	13.3	14:25	2.5	7.5	-
14:26	9.5	12.9	14:26	1.8	5.5	-
14:27	9.5	12.5	14:27	1.5	5.1	-
14:28	27.0	13.5	14:28	22.5	6.4	-
14:29	16.5	13.8	14:29	3.3	6.3	-
14:30	11.3	13.7	14:30	7.3	6.2	-
14:31	10.3	13.3	14:31	3.0	5.6	-
14:32	15.0	13.5	14:32	13.5	6.2	-
14:33	9.3	13.3	14:33	1.8	6.1	-
14:34	8.8	13.0	14:34	5.3	6.2	-
14:35	11.5	12.4	14:35	0.3	5.4	-
14:36	7.3	12.1	14:36	1.0	5.1	-
14:37	7.3	11.6	14:37	2.3	4.8	-
14:38	6.8	11.3	14:38	2.0	4.7	-
14:39	69.0	15.2	14:39	25.5	6.2	-
14:40	18.0	15.8	14:40	9.0	6.7	-
14:41	11.8	15.9	14:41	9.3	7.2	-
14:42	13.3	16.2	14:42	9.8	7.7	-
14:43	11.0	15.1	14:43	5.8	6.6	-
14:44	6.0	14.4	14:44	0.5	6.4	-
14:45	11.8	14.5	14:45	3.5	6.2	-
14:46	13.8	14.7	14:46	1.5	6.1	-
14:47	8.0	14.2	14:47	1.8	5.3	-
14:48	10.3	14.3	14:48	2.8	5.3	-
14:49	5.8	14.1	14:49	1.5	5.1	-
14:50	6.0	13.7	14:50	0.0	5.1	-
14:51	8.0	13.8	14:51	0.8	5.1	-
14:52	7.3	13.8	14:52	1.0	5.0	-
14:53	6.0	13.7	14:53	0.3	4.9	-
14:54	6.0	9.5	14:54	1.3	3.2	-
14:55	6.0	8.7	14:55	0.8	2.7	-
14:56	6.8	8.4	14:56	1.3	2.2	-
14:57	6.0	7.9	14:57	0.3	1.5	-
14:58	7.0	7.6	14:58	0.5	1.2	-
14:59	6.3	7.7	14:59	0.8	1.2	-
15:00	8.5	7.4	15:00	1.5	1.1	-
15:01	7.5	7.0	15:01	3.0	1.2	-
15:02	693.3	52.7	15:02	10.0	1.7	-
15:03	35.8	54.4	15:03	7.3	2.0	-
15:04	7.5	54.5	15:04	7.8	2.4	-
15:05	9.0	54.7	15:05	41.8	5.2	-
15:06	7.0	54.7	15:06	12.0	6.0	-

Grand Union Bowling Alley Site
BCP #360222
150 Westchester Avenue, Port Chester
November 11, 2024

PARTICULATE DATA						
Upwind			Downwind			Exceeds Particulate Alarm Limit
Time	Concentration (ug/m^3)	15-Min Avg Concentration (ug/m^3)	Time	Concentration (ug/m^3)	15-Min Avg Concentration (ug/m^3)	
15:07	11.5	54.9	15:07	7.8	6.4	-
15:08	6.3	55.0	15:08	4.3	6.7	-
15:09	7.0	55.0	15:09	3.8	6.8	-
15:10	6.3	55.0	15:10	2.3	6.9	-
15:11	6.8	55.0	15:11	2.5	7.0	-
15:12	8.0	55.2	15:12	0.3	7.0	-
15:13	6.8	55.2	15:13	1.8	7.1	-
15:14	6.3	55.2	15:14	3.8	7.3	-
15:15	5.5	55.0	15:15	4.5	7.5	-
15:16	5.3	54.8	15:16	1.5	7.4	-
15:17	5.5	9.0	15:17	1.8	6.9	-
15:18	5.0	6.9	15:18	1.8	6.5	-
15:19	5.8	6.8	15:19	1.0	6.0	-
15:20	10.5	6.9	15:20	0.8	3.3	-
15:21	5.3	6.8	15:21	1.5	2.6	-
15:22	7.5	6.5	15:22	3.8	2.3	-
15:23	5.8	6.5	15:23	3.8	2.3	-
15:24	5.8	6.4	15:24	0.8	2.1	-
15:25	5.0	6.3	15:25	1.0	2.0	-
15:26	6.3	6.3	15:26	2.0	2.0	-

Grand Union Bowling Alley Site
BCP #360222
150 Westchester Avenue, Port Chester
November 11, 2024

Monday, November 11, 2024						
					Number of Instances Where Downwind VOCs Exceeds Upwind VOCs + 5 =	0
					Number of Comparable Data Points =	428
					Start Time:	8:02
					End Time:	15:26
PID DATA						
Upwind			Downwind			
Time	Concentration (ppm)	15-Min Avg Concentration (ppm)	Time	Concentration (ppm)	15-Min Avg Concentration (ppm)	Exceeds VOC Alarm Limit
8:02	-	-	8:02	0.0	-	-
8:03	-	-	8:03	0.0	-	-
8:04	0.0	-	8:04	0.0	-	-
8:05	0.0	-	8:05	0.0	-	-
8:06	0.0	-	8:06	0.0	-	-
8:07	0.0	-	8:07	0.0	-	-
8:08	0.0	-	8:08	0.0	-	-
8:09	0.0	-	8:09	0.0	-	-
8:10	0.0	-	8:10	0.0	-	-
8:11	0.0	-	8:11	0.0	-	-
8:12	0.0	-	8:12	0.0	-	-
8:13	0.0	-	8:13	0.0	-	-
8:14	0.0	-	8:14	0.0	-	-
8:15	0.0	-	8:15	0.0	-	-
8:16	0.0	-	8:16	0.0	-	-
8:17	0.0	-	8:17	0.0	0.0	-
8:18	0.0	-	8:18	0.0	0.0	-
8:19	0.0	0.0	8:19	0.0	0.0	-
8:20	0.0	0.0	8:20	0.0	0.0	-
8:21	0.0	0.0	8:21	0.0	0.0	-
8:22	0.0	0.0	8:22	0.0	0.0	-
8:23	0.0	0.0	8:23	0.0	0.0	-
8:24	0.0	0.0	8:24	0.0	0.0	-
8:25	0.0	0.0	8:25	0.0	0.0	-
8:26	0.0	0.0	8:26	0.0	0.0	-
8:27	0.0	0.0	8:27	0.0	0.0	-
8:28	0.0	0.0	8:28	0.0	0.0	-
8:29	0.0	0.0	8:29	0.0	0.0	-
8:30	0.0	0.0	8:30	0.0	0.0	-
8:31	0.0	0.0	8:31	0.0	0.0	-
8:32	0.0	0.0	8:32	0.0	0.0	-
8:33	0.0	0.0	8:33	0.0	0.0	-
8:34	0.0	0.0	8:34	0.0	0.0	-
8:35	0.0	0.0	8:35	0.0	0.0	-
8:36	0.0	0.0	8:36	0.0	0.0	-
8:37	0.0	0.0	8:37	0.0	0.0	-
8:38	0.0	0.0	8:38	0.0	0.0	-
8:39	0.0	0.0	8:39	0.0	0.0	-
8:40	0.0	0.0	8:40	0.0	0.0	-
8:41	0.0	0.0	8:41	0.0	0.0	-
8:42	0.0	0.0	8:42	0.0	0.0	-
8:43	0.0	0.0	8:43	0.0	0.0	-
8:44	0.0	0.0	8:44	0.0	0.0	-

Grand Union Bowling Alley Site
BCP #360222
150 Westchester Avenue, Port Chester
November 11, 2024

PID DATA						
Upwind			Downwind			
Time	Concentration (ppm)	15-Min Avg Concentration (ppm)	Time	Concentration (ppm)	15-Min Avg Concentration (ppm)	Exceeds VOC Alarm Limit
8:45	0.0	0.0	8:45	0.0	0.0	-
8:46	0.0	0.0	8:46	0.0	0.0	-
8:47	0.0	0.0	8:47	0.0	0.0	-
8:48	0.0	0.0	8:48	0.0	0.0	-
8:49	0.0	0.0	8:49	0.0	0.0	-
8:50	0.0	0.0	8:50	0.0	0.0	-
8:51	0.0	0.0	8:51	0.0	0.0	-
8:52	0.0	0.0	8:52	0.0	0.0	-
8:53	0.0	0.0	8:53	0.0	0.0	-
8:54	0.0	0.0	8:54	0.0	0.0	-
8:55	0.0	0.0	8:55	0.0	0.0	-
8:56	0.0	0.0	8:56	0.0	0.0	-
8:57	0.0	0.0	8:57	0.0	0.0	-
8:58	0.0	0.0	8:58	0.0	0.0	-
8:59	0.0	0.0	8:59	0.0	0.0	-
9:00	0.0	0.0	9:00	0.0	0.0	-
9:01	0.0	0.0	9:01	0.0	0.0	-
9:02	0.0	0.0	9:02	0.0	0.0	-
9:03	0.0	0.0	9:03	0.0	0.0	-
9:04	0.0	0.0	9:04	0.0	0.0	-
9:05	0.0	0.0	9:05	0.0	0.0	-
9:06	0.0	0.0	9:06	0.0	0.0	-
9:07	0.0	0.0	9:07	0.0	0.0	-
9:08	0.0	0.0	9:08	0.0	0.0	-
9:09	0.0	0.0	9:09	0.0	0.0	-
9:10	0.0	0.0	9:10	0.0	0.0	-
9:11	0.0	0.0	9:11	0.0	0.0	-
9:12	0.0	0.0	9:12	0.0	0.0	-
9:13	0.0	0.0	9:13	0.0	0.0	-
9:14	0.0	0.0	9:14	0.0	0.0	-
9:15	0.0	0.0	9:15	0.0	0.0	-
9:16	0.0	0.0	9:16	0.0	0.0	-
9:17	0.0	0.0	9:17	0.0	0.0	-
9:18	0.0	0.0	9:18	0.0	0.0	-
9:19	0.0	0.0	9:19	0.0	0.0	-
9:20	0.0	0.0	9:20	0.0	0.0	-
9:21	0.0	0.0	9:21	0.0	0.0	-
9:22	0.0	0.0	9:22	0.0	0.0	-
9:23	0.0	0.0	9:23	0.0	0.0	-
9:24	0.0	0.0	9:24	0.0	0.0	-
9:25	0.0	0.0	9:25	0.0	0.0	-
9:26	0.0	0.0	9:26	0.0	0.0	-
9:27	0.0	0.0	9:27	0.0	0.0	-
9:28	0.0	0.0	9:28	0.0	0.0	-
9:29	0.0	0.0	9:29	0.0	0.0	-
9:30	0.0	0.0	9:30	0.0	0.0	-
9:31	0.0	0.0	9:31	0.0	0.0	-
9:32	0.0	0.0	9:32	0.0	0.0	-

Grand Union Bowling Alley Site
BCP #360222
150 Westchester Avenue, Port Chester
November 11, 2024

PID DATA						
Upwind			Downwind			
Time	Concentration (ppm)	15-Min Avg Concentration (ppm)	Time	Concentration (ppm)	15-Min Avg Concentration (ppm)	Exceeds VOC Alarm Limit
9:33	0.0	0.0	9:33	0.0	0.0	-
9:34	0.0	0.0	9:34	0.0	0.0	-
9:35	0.0	0.0	9:35	0.0	0.0	-
9:36	0.0	0.0	9:36	0.0	0.0	-
9:37	0.0	0.0	9:37	0.0	0.0	-
9:38	0.0	0.0	9:38	0.0	0.0	-
9:39	0.0	0.0	9:39	0.0	0.0	-
9:40	0.0	0.0	9:40	0.0	0.0	-
9:41	0.0	0.0	9:41	0.0	0.0	-
9:42	0.0	0.0	9:42	0.0	0.0	-
9:43	0.0	0.0	9:43	0.0	0.0	-
9:44	0.0	0.0	9:44	0.0	0.0	-
9:45	0.0	0.0	9:45	0.0	0.0	-
9:46	0.0	0.0	9:46	0.0	0.0	-
9:47	0.0	0.0	9:47	0.0	0.0	-
9:48	0.0	0.0	9:48	0.0	0.0	-
9:49	0.0	0.0	9:49	0.0	0.0	-
9:50	0.0	0.0	9:50	0.0	0.0	-
9:51	0.0	0.0	9:51	0.0	0.0	-
9:52	0.0	0.0	9:52	0.0	0.0	-
9:53	0.0	0.0	9:53	0.0	0.0	-
9:54	0.0	0.0	9:54	0.0	0.0	-
9:55	0.0	0.0	9:55	0.0	0.0	-
9:56	0.0	0.0	9:56	0.0	0.0	-
9:57	0.0	0.0	9:57	0.0	0.0	-
9:58	0.0	0.0	9:58	0.0	0.0	-
9:59	0.0	0.0	9:59	0.0	0.0	-
10:00	0.0	0.0	10:00	0.0	0.0	-
10:01	0.0	0.0	10:01	0.0	0.0	-
10:02	0.0	0.0	10:02	0.0	0.0	-
10:03	0.0	0.0	10:03	0.0	0.0	-
10:04	0.0	0.0	10:04	0.0	0.0	-
10:05	0.0	0.0	10:05	0.0	0.0	-
10:06	0.0	0.0	10:06	0.0	0.0	-
10:07	0.0	0.0	10:07	0.0	0.0	-
10:08	0.0	0.0	10:08	0.0	0.0	-
10:09	0.0	0.0	10:09	0.0	0.0	-
10:10	0.0	0.0	10:10	0.0	0.0	-
10:11	0.0	0.0	10:11	0.0	0.0	-
10:12	0.0	0.0	10:12	0.0	0.0	-
10:13	0.0	0.0	10:13	0.0	0.0	-
10:14	0.0	0.0	10:14	0.0	0.0	-
10:15	0.0	0.0	10:15	0.0	0.0	-
10:16	0.0	0.0	10:16	0.0	0.0	-
10:17	0.0	0.0	10:17	0.0	0.0	-
10:18	0.0	0.0	10:18	0.0	0.0	-
10:19	0.0	0.0	10:19	0.0	0.0	-
10:20	0.0	0.0	10:20	0.0	0.0	-

Grand Union Bowling Alley Site
BCP #360222
150 Westchester Avenue, Port Chester
November 11, 2024

PID DATA						
Upwind			Downwind			
Time	Concentration (ppm)	15-Min Avg Concentration (ppm)	Time	Concentration (ppm)	15-Min Avg Concentration (ppm)	Exceeds VOC Alarm Limit
10:21	0.0	0.0	10:21	0.0	0.0	-
10:22	0.0	0.0	10:22	0.0	0.0	-
10:23	0.0	0.0	10:23	0.0	0.0	-
10:24	0.0	0.0	10:24	0.0	0.0	-
10:25	0.0	0.0	10:25	0.0	0.0	-
10:26	0.0	0.0	10:26	0.0	0.0	-
10:27	0.0	0.0	10:27	0.0	0.0	-
10:28	0.0	0.0	10:28	0.0	0.0	-
10:29	0.0	0.0	10:29	0.0	0.0	-
10:30	0.0	0.0	10:30	0.0	0.0	-
10:31	0.0	0.0	10:31	0.0	0.0	-
10:32	0.0	0.0	10:32	0.0	0.0	-
10:33	0.0	0.0	10:33	0.0	0.0	-
10:34	0.0	0.0	10:34	0.0	0.0	-
10:35	0.0	0.0	10:35	0.0	0.0	-
10:36	0.0	0.0	10:36	0.0	0.0	-
10:37	0.0	0.0	10:37	0.0	0.0	-
10:38	0.0	0.0	10:38	0.0	0.0	-
10:39	0.0	0.0	10:39	0.0	0.0	-
10:40	0.0	0.0	10:40	0.0	0.0	-
10:41	0.0	0.0	10:41	0.0	0.0	-
10:42	0.0	0.0	10:42	0.0	0.0	-
10:43	0.0	0.0	10:43	0.0	0.0	-
10:44	0.0	0.0	10:44	0.0	0.0	-
10:45	0.0	0.0	10:45	0.0	0.0	-
10:46	0.0	0.0	10:46	0.0	0.0	-
10:47	0.0	0.0	10:47	0.0	0.0	-
10:48	0.0	0.0	10:48	0.0	0.0	-
10:49	0.0	0.0	10:49	0.0	0.0	-
10:50	0.0	0.0	10:50	0.0	0.0	-
10:51	0.0	0.0	10:51	0.0	0.0	-
10:52	0.0	0.0	10:52	0.0	0.0	-
10:53	0.0	0.0	10:53	0.0	0.0	-
10:54	0.0	0.0	10:54	0.0	0.0	-
10:55	0.0	0.0	10:55	0.0	0.0	-
10:56	0.0	0.0	10:56	0.0	0.0	-
10:57	0.0	0.0	10:57	0.0	0.0	-
10:58	0.0	0.0	10:58	0.0	0.0	-
10:59	0.0	0.0	10:59	0.0	0.0	-
11:00	0.0	0.0	11:00	0.0	0.0	-
11:01	0.0	0.0	11:01	0.0	0.0	-
11:02	0.0	0.0	11:02	0.0	0.0	-
11:03	0.0	0.0	11:03	0.0	0.0	-
11:04	0.0	0.0	11:04	0.0	0.0	-
11:05	0.0	0.0	11:05	0.0	0.0	-
11:06	0.0	0.0	11:06	0.0	0.0	-
11:07	0.0	0.0	11:07	0.0	0.0	-
11:08	0.0	0.0	11:08	0.0	0.0	-

Grand Union Bowling Alley Site
BCP #360222
150 Westchester Avenue, Port Chester
November 11, 2024

PID DATA						
Upwind			Downwind			
Time	Concentration (ppm)	15-Min Avg Concentration (ppm)	Time	Concentration (ppm)	15-Min Avg Concentration (ppm)	Exceeds VOC Alarm Limit
11:09	0.0	0.0	11:09	0.0	0.0	-
11:10	0.0	0.0	11:10	0.0	0.0	-
11:11	0.0	0.0	11:11	0.0	0.0	-
11:12	0.0	0.0	11:12	0.0	0.0	-
11:13	0.0	0.0	11:13	0.0	0.0	-
11:14	0.0	0.0	11:14	0.0	0.0	-
11:15	0.0	0.0	11:15	0.0	0.0	-
11:16	0.0	0.0	11:16	0.0	0.0	-
11:17	0.0	0.0	11:17	0.0	0.0	-
11:18	0.0	0.0	11:18	0.0	0.0	-
11:19	0.0	0.0	11:19	0.0	0.0	-
11:20	0.0	0.0	11:20	0.0	0.0	-
11:21	0.0	0.0	11:21	0.0	0.0	-
11:22	0.0	0.0	11:22	0.0	0.0	-
11:23	0.0	0.0	11:23	0.0	0.0	-
11:24	0.0	0.0	11:24	0.0	0.0	-
11:25	0.0	0.0	11:25	0.0	0.0	-
11:26	0.0	0.0	11:26	0.0	0.0	-
11:27	0.0	0.0	11:27	0.0	0.0	-
11:28	0.0	0.0	11:28	0.0	0.0	-
11:29	0.0	0.0	11:29	0.0	0.0	-
11:30	0.0	0.0	11:30	0.0	0.0	-
11:31	0.0	0.0	11:31	0.0	0.0	-
11:32	0.0	0.0	11:32	0.0	0.0	-
11:33	0.0	0.0	11:33	0.0	0.0	-
11:34	0.0	0.0	11:34	0.0	0.0	-
11:35	0.0	0.0	11:35	0.0	0.0	-
11:36	0.0	0.0	11:36	0.0	0.0	-
11:37	0.0	0.0	11:37	0.0	0.0	-
11:38	0.0	0.0	11:38	0.0	0.0	-
11:39	0.0	0.0	11:39	0.0	0.0	-
11:40	0.0	0.0	11:40	0.0	0.0	-
11:41	0.0	0.0	11:41	0.0	0.0	-
11:42	0.0	0.0	11:42	0.0	0.0	-
11:43	0.0	0.0	11:43	0.0	0.0	-
11:44	0.0	0.0	11:44	0.0	0.0	-
11:45	0.0	0.0	11:45	0.0	0.0	-
11:46	0.0	0.0	11:46	0.0	0.0	-
11:47	0.0	0.0	11:47	0.0	0.0	-
11:48	0.0	0.0	11:48	0.0	0.0	-
11:49	0.0	0.0	11:49	0.0	0.0	-
11:50	0.0	0.0	11:50	0.0	0.0	-
11:51	0.0	0.0	11:51	0.0	0.0	-
11:52	0.0	0.0	11:52	0.0	0.0	-
11:53	0.0	0.0	11:53	0.0	0.0	-
11:54	0.0	0.0	11:54	0.0	0.0	-
11:55	0.0	0.0	11:55	0.0	0.0	-
11:56	0.0	0.0	11:56	0.0	0.0	-

Grand Union Bowling Alley Site
BCP #360222
150 Westchester Avenue, Port Chester
November 11, 2024

PID DATA						
Upwind			Downwind			
Time	Concentration (ppm)	15-Min Avg Concentration (ppm)	Time	Concentration (ppm)	15-Min Avg Concentration (ppm)	Exceeds VOC Alarm Limit
11:57	0.0	0.0	11:57	0.0	0.0	-
11:58	0.0	0.0	11:58	0.0	0.0	-
11:59	0.0	0.0	11:59	0.0	0.0	-
12:00	0.0	0.0	12:00	0.0	0.0	-
12:01	0.0	0.0	12:01	0.0	0.0	-
12:02	0.0	0.0	12:02	0.0	0.0	-
12:03	0.0	0.0	12:03	0.0	0.0	-
12:04	0.0	0.0	12:04	0.0	0.0	-
12:05	0.0	0.0	12:05	0.0	0.0	-
12:06	0.0	0.0	12:06	0.0	0.0	-
12:07	0.0	0.0	12:07	0.0	0.0	-
12:08	0.0	0.0	12:08	0.0	0.0	-
12:09	0.0	0.0	12:09	0.0	0.0	-
12:10	0.0	0.0	12:10	0.0	0.0	-
12:11	0.0	0.0	12:11	0.0	0.0	-
12:12	0.0	0.0	12:12	0.0	0.0	-
12:13	0.0	0.0	12:13	0.0	0.0	-
12:14	0.0	0.0	12:14	0.0	0.0	-
12:15	0.0	0.0	12:15	0.0	0.0	-
12:16	0.0	0.0	12:16	0.0	0.0	-
12:17	0.0	0.0	12:17	0.0	0.0	-
12:18	0.0	0.0	12:18	0.0	0.0	-
12:19	0.0	0.0	12:19	0.0	0.0	-
12:20	0.0	0.0	12:20	0.0	0.0	-
12:21	0.0	0.0	12:21	0.0	0.0	-
12:22	0.0	0.0	12:22	0.0	0.0	-
12:23	0.0	0.0	12:23	0.0	0.0	-
12:24	0.0	0.0	12:24	0.0	0.0	-
12:25	0.0	0.0	12:25	0.0	0.0	-
12:26	0.0	0.0	12:26	0.0	0.0	-
12:27	0.0	0.0	12:27	0.0	0.0	-
12:28	0.0	0.0	12:28	0.0	0.0	-
12:29	0.0	0.0	12:29	0.0	0.0	-
12:30	0.0	0.0	12:30	0.0	0.0	-
12:31	0.0	0.0	12:31	0.0	0.0	-
12:32	0.0	0.0	12:32	0.0	0.0	-
12:33	0.0	0.0	12:33	0.0	0.0	-
12:34	0.0	0.0	12:34	0.0	0.0	-
12:35	0.0	0.0	12:35	0.0	0.0	-
12:36	0.0	0.0	12:36	0.0	0.0	-
12:37	0.0	0.0	12:37	0.0	0.0	-
12:38	0.0	0.0	12:38	0.0	0.0	-
12:39	0.0	0.0	12:39	0.0	0.0	-
12:40	0.0	0.0	12:40	0.0	0.0	-
12:41	0.0	0.0	12:41	0.0	0.0	-
12:42	0.0	0.0	12:42	0.0	0.0	-
12:43	0.0	0.0	12:43	0.0	0.0	-
12:44	0.0	0.0	12:44	0.0	0.0	-

Grand Union Bowling Alley Site
BCP #360222
150 Westchester Avenue, Port Chester
November 11, 2024

PID DATA						
Upwind			Downwind			
Time	Concentration (ppm)	15-Min Avg Concentration (ppm)	Time	Concentration (ppm)	15-Min Avg Concentration (ppm)	Exceeds VOC Alarm Limit
12:45	0.0	0.0	12:45	0.0	0.0	-
12:46	0.0	0.0	12:46	0.0	0.0	-
12:47	0.0	0.0	12:47	0.0	0.0	-
12:48	0.0	0.0	12:48	0.0	0.0	-
12:49	0.0	0.0	12:49	0.0	0.0	-
12:50	0.0	0.0	12:50	0.0	0.0	-
12:51	0.0	0.0	12:51	0.0	0.0	-
12:52	0.0	0.0	12:52	0.0	0.0	-
12:53	0.0	0.0	12:53	0.0	0.0	-
12:54	0.0	0.0	12:54	0.0	0.0	-
12:55	0.0	0.0	12:55	0.0	0.0	-
12:56	0.0	0.0	12:56	0.0	0.0	-
12:57	0.0	0.0	12:57	0.0	0.0	-
12:58	0.0	0.0	12:58	0.0	0.0	-
12:59	0.0	0.0	12:59	0.0	0.0	-
13:00	0.0	0.0	13:00	0.0	0.0	-
13:01	0.0	0.0	13:01	0.0	0.0	-
13:02	0.0	0.0	13:02	0.0	0.0	-
13:03	0.0	0.0	13:03	0.0	0.0	-
13:04	0.0	0.0	13:04	0.0	0.0	-
13:05	0.0	0.0	13:05	0.0	0.0	-
13:06	0.0	0.0	13:06	0.0	0.0	-
13:07	0.0	0.0	13:07	0.0	0.0	-
13:08	0.0	0.0	13:08	0.0	0.0	-
13:09	0.0	0.0	13:09	0.0	0.0	-
13:10	0.0	0.0	13:10	0.0	0.0	-
13:11	0.0	0.0	13:11	0.0	0.0	-
13:12	0.0	0.0	13:12	0.0	0.0	-
13:13	0.0	0.0	13:13	0.0	0.0	-
13:14	0.0	0.0	13:14	0.0	0.0	-
13:15	0.0	0.0	13:15	0.0	0.0	-
13:16	0.0	0.0	13:16	0.0	0.0	-
13:17	0.0	0.0	13:17	0.0	0.0	-
13:18	0.0	0.0	13:18	0.0	0.0	-
13:19	0.0	0.0	13:19	0.0	0.0	-
13:20	0.0	0.0	13:20	0.0	0.0	-
13:21	0.0	0.0	13:21	0.0	0.0	-
13:22	0.0	0.0	13:22	0.0	0.0	-
13:23	0.0	0.0	13:23	0.0	0.0	-
13:24	0.0	0.0	13:24	0.0	0.0	-
13:25	0.0	0.0	13:25	0.0	0.0	-
13:26	0.0	0.0	13:26	0.0	0.0	-
13:27	0.0	0.0	13:27	0.0	0.0	-
13:28	0.0	0.0	13:28	0.0	0.0	-
13:29	0.0	0.0	13:29	0.0	0.0	-
13:30	0.0	0.0	13:30	0.0	0.0	-
13:31	0.0	0.0	13:31	0.0	0.0	-
13:32	0.0	0.0	13:32	0.0	0.0	-

Grand Union Bowling Alley Site
BCP #360222
150 Westchester Avenue, Port Chester
November 11, 2024

PID DATA						
Upwind			Downwind			
Time	Concentration (ppm)	15-Min Avg Concentration (ppm)	Time	Concentration (ppm)	15-Min Avg Concentration (ppm)	Exceeds VOC Alarm Limit
13:33	0.0	0.0	13:33	0.0	0.0	-
13:34	0.0	0.0	13:34	0.0	0.0	-
13:35	0.0	0.0	13:35	0.0	0.0	-
13:36	0.0	0.0	13:36	0.0	0.0	-
13:37	0.0	0.0	13:37	0.0	0.0	-
13:38	0.0	0.0	13:38	0.0	0.0	-
13:39	0.0	0.0	13:39	0.0	0.0	-
13:40	0.0	0.0	13:40	0.0	0.0	-
13:41	0.0	0.0	13:41	0.0	0.0	-
13:42	0.0	0.0	13:42	0.0	0.0	-
13:43	0.0	0.0	13:43	0.0	0.0	-
13:44	0.0	0.0	13:44	0.0	0.0	-
13:45	0.0	0.0	13:45	0.0	0.0	-
13:46	0.0	0.0	13:46	0.0	0.0	-
13:47	0.0	0.0	13:47	0.0	0.0	-
13:48	0.0	0.0	13:48	0.0	0.0	-
13:49	0.0	0.0	13:49	0.0	0.0	-
13:50	0.0	0.0	13:50	0.0	0.0	-
13:51	0.0	0.0	13:51	0.0	0.0	-
13:52	0.0	0.0	13:52	0.0	0.0	-
13:53	0.0	0.0	13:53	0.0	0.0	-
13:54	0.0	0.0	13:54	0.0	0.0	-
13:55	0.0	0.0	13:55	0.0	0.0	-
13:56	0.0	0.0	13:56	0.0	0.0	-
13:57	0.0	0.0	13:57	0.0	0.0	-
13:58	0.0	0.0	13:58	0.0	0.0	-
13:59	0.0	0.0	13:59	0.0	0.0	-
14:00	0.0	0.0	14:00	0.0	0.0	-
14:01	0.0	0.0	14:01	0.0	0.0	-
14:02	0.0	0.0	14:02	0.0	0.0	-
14:03	0.0	0.0	14:03	0.0	0.0	-
14:04	0.0	0.0	14:04	0.0	0.0	-
14:05	0.0	0.0	14:05	0.0	0.0	-
14:06	0.0	0.0	14:06	0.0	0.0	-
14:07	0.0	0.0	14:07	0.0	0.0	-
14:08	0.0	0.0	14:08	0.0	0.0	-
14:09	0.0	0.0	14:09	0.0	0.0	-
14:10	0.0	0.0	14:10	0.0	0.0	-
14:11	0.0	0.0	14:11	0.0	0.0	-
14:12	0.0	0.0	14:12	0.0	0.0	-
14:13	0.0	0.0	14:13	0.0	0.0	-
14:14	0.0	0.0	14:14	0.0	0.0	-
14:15	0.0	0.0	14:15	0.0	0.0	-
14:16	0.0	0.0	14:16	0.0	0.0	-
14:17	0.0	0.0	14:17	0.0	0.0	-
14:18	0.0	0.0	14:18	0.0	0.0	-
14:19	0.0	0.0	14:19	0.0	0.0	-
14:20	0.0	0.0	14:20	0.0	0.0	-

Grand Union Bowling Alley Site
BCP #360222
150 Westchester Avenue, Port Chester
November 11, 2024

PID DATA						
Upwind			Downwind			
Time	Concentration (ppm)	15-Min Avg Concentration (ppm)	Time	Concentration (ppm)	15-Min Avg Concentration (ppm)	Exceeds VOC Alarm Limit
14:21	0.0	0.0	14:21	0.0	0.0	-
14:22	0.0	0.0	14:22	0.0	0.0	-
14:23	0.0	0.0	14:23	0.0	0.0	-
14:24	0.0	0.0	14:24	0.0	0.0	-
14:25	0.0	0.0	14:25	0.0	0.0	-
14:26	0.0	0.0	14:26	0.0	0.0	-
14:27	0.0	0.0	14:27	0.0	0.0	-
14:28	0.0	0.0	14:28	0.0	0.0	-
14:29	0.0	0.0	14:29	0.0	0.0	-
14:30	0.0	0.0	14:30	0.0	0.0	-
14:31	0.0	0.0	14:31	0.0	0.0	-
14:32	0.0	0.0	14:32	0.0	0.0	-
14:33	0.0	0.0	14:33	0.0	0.0	-
14:34	0.0	0.0	14:34	0.0	0.0	-
14:35	0.0	0.0	14:35	0.0	0.0	-
14:36	0.0	0.0	14:36	0.0	0.0	-
14:37	0.0	0.0	14:37	0.0	0.0	-
14:38	0.0	0.0	14:38	0.0	0.0	-
14:39	0.0	0.0	14:39	0.0	0.0	-
14:40	0.0	0.0	14:40	0.0	0.0	-
14:41	0.0	0.0	14:41	0.0	0.0	-
14:42	0.0	0.0	14:42	0.0	0.0	-
14:43	0.0	0.0	14:43	0.0	0.0	-
14:44	0.0	0.0	14:44	0.0	0.0	-
14:45	0.0	0.0	14:45	0.0	0.0	-
14:46	0.0	0.0	14:46	0.0	0.0	-
14:47	0.0	0.0	14:47	0.0	0.0	-
14:48	0.0	0.0	14:48	0.0	0.0	-
14:49	0.0	0.0	14:49	0.0	0.0	-
14:50	0.0	0.0	14:50	0.0	0.0	-
14:51	0.0	0.0	14:51	0.0	0.0	-
14:52	0.0	0.0	14:52	0.0	0.0	-
14:53	0.0	0.0	14:53	0.0	0.0	-
14:54	0.0	0.0	14:54	0.0	0.0	-
14:55	0.0	0.0	14:55	0.0	0.0	-
14:56	0.0	0.0	14:56	0.0	0.0	-
14:57	0.0	0.0	14:57	0.0	0.0	-
14:58	0.0	0.0	14:58	0.0	0.0	-
14:59	0.0	0.0	14:59	0.0	0.0	-
15:00	0.0	0.0	15:00	0.0	0.0	-
15:01	0.0	0.0	15:01	0.0	0.0	-
15:02	0.0	0.0	15:02	0.0	0.0	-
15:03	0.0	0.0	15:03	0.0	0.0	-
15:04	0.0	0.0	15:04	0.0	0.0	-
15:05	0.0	0.0	15:05	0.0	0.0	-
15:06	0.0	0.0	15:06	0.0	0.0	-
15:07	0.0	0.0	15:07	0.0	0.0	-
15:08	0.0	0.0	15:08	0.0	0.0	-

Grand Union Bowling Alley Site
BCP #360222
150 Westchester Avenue, Port Chester
November 11, 2024

PID DATA						
Upwind			Downwind			
Time	Concentration (ppm)	15-Min Avg Concentration (ppm)	Time	Concentration (ppm)	15-Min Avg Concentration (ppm)	Exceeds VOC Alarm Limit
15:09	0.0	0.0	15:09	0.0	0.0	-
15:10	0.0	0.0	15:10	0.0	0.0	-
15:11	0.0	0.0	15:11	0.0	0.0	-
15:12	0.0	0.0	15:12	0.0	0.0	-
15:13	0.0	0.0	15:13	0.0	0.0	-
15:14	0.0	0.0	15:14	0.0	0.0	-
15:15	0.0	0.0	15:15	0.0	0.0	-
15:16	0.0	0.0	15:16	0.0	0.0	-
15:17	0.0	0.0	15:17	0.0	0.0	-
15:18	0.0	0.0	15:18	0.0	0.0	-
15:19	0.0	0.0	15:19	0.0	0.0	-
15:20	0.0	0.0	15:20	0.0	0.0	-
15:21	0.0	0.0	15:21	0.0	0.0	-
15:22	0.0	0.0	15:22	0.0	0.0	-
15:23	0.0	0.0	15:23	0.0	0.0	-
15:24	0.0	0.0	15:24	0.0	0.0	-
15:25	0.0	0.0	15:25	0.0	0.0	-
15:26	0.0	0.0	15:26	0.0	0.0	-

SESI CONSULTING ENGINEERS

959 US-46 Floor 3, Suite 300 - Parsippany-Troy Hills, NJ

DAILY AIR MONITORING REPORT
150 Westchester Avenue
Port Chester, New York

11/12/2024

Rev. No. 0 | Page 1 of 2

Project Number: 11895A

Dust Action Level: 150 µg/m^3

VOC Action Level: 5 ppm

Weather Data Range for Work Day		Wind Direction	, NE, ENE, E, ESE	Relative Humidity (%)	0.0 - 0.0	Daily Rain Total (in)	0.00	Readings in the summary table and graphs below are the reported downwind concentrations.
Temperature (°F)	0.0 - 0.0	Wind Speed (MPH)	0.0 - 0.0	Barometer (inHg)	0.00 - 0.00	Avg. Dew Point Temp (°F)	#DIV/0!	

Station Location	Daily Avg. Dust Concentration (µg/m^3)	Max 15-Min Dust Concentration (µg/m^3)	Time of Max Dust Reading	Daily Avg. VOC Concentration (ppm)	Max 15-Min VOC Concentration (ppm)	Time of Max VOC Reading
Upwind	6.7	15.2	14:31	0.0	0.0	10:52
Downwind	6.7	15.2	14:31	0.0	0.0	10:52

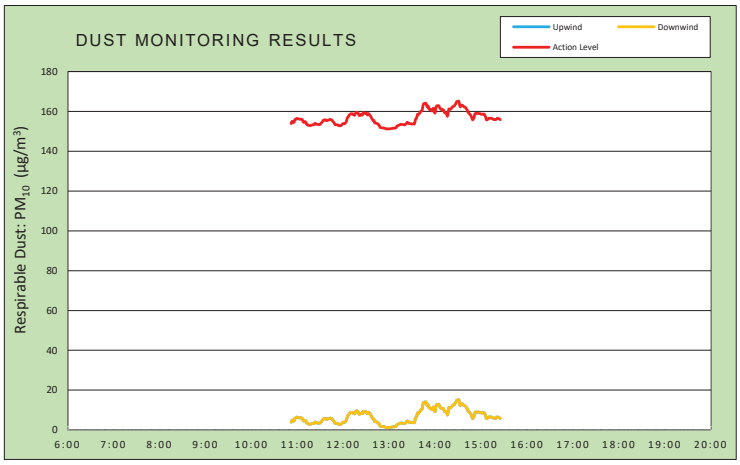

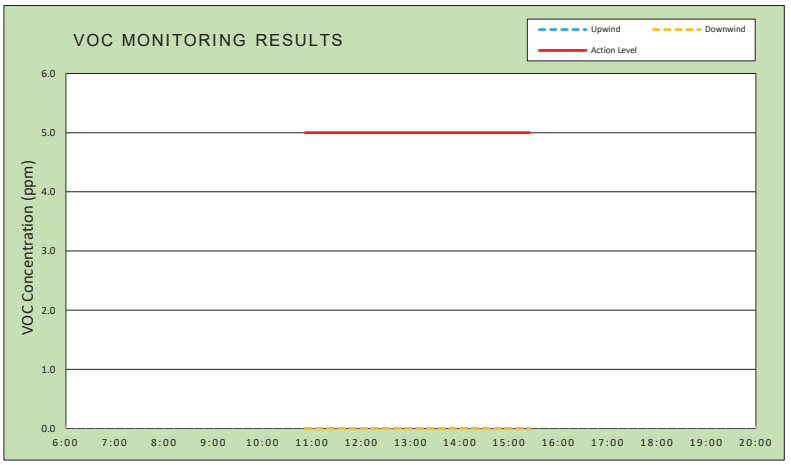

Air Monitoring Notes:

Weather Notes:

EMILCOTT
A Triumvirate Environmental Company

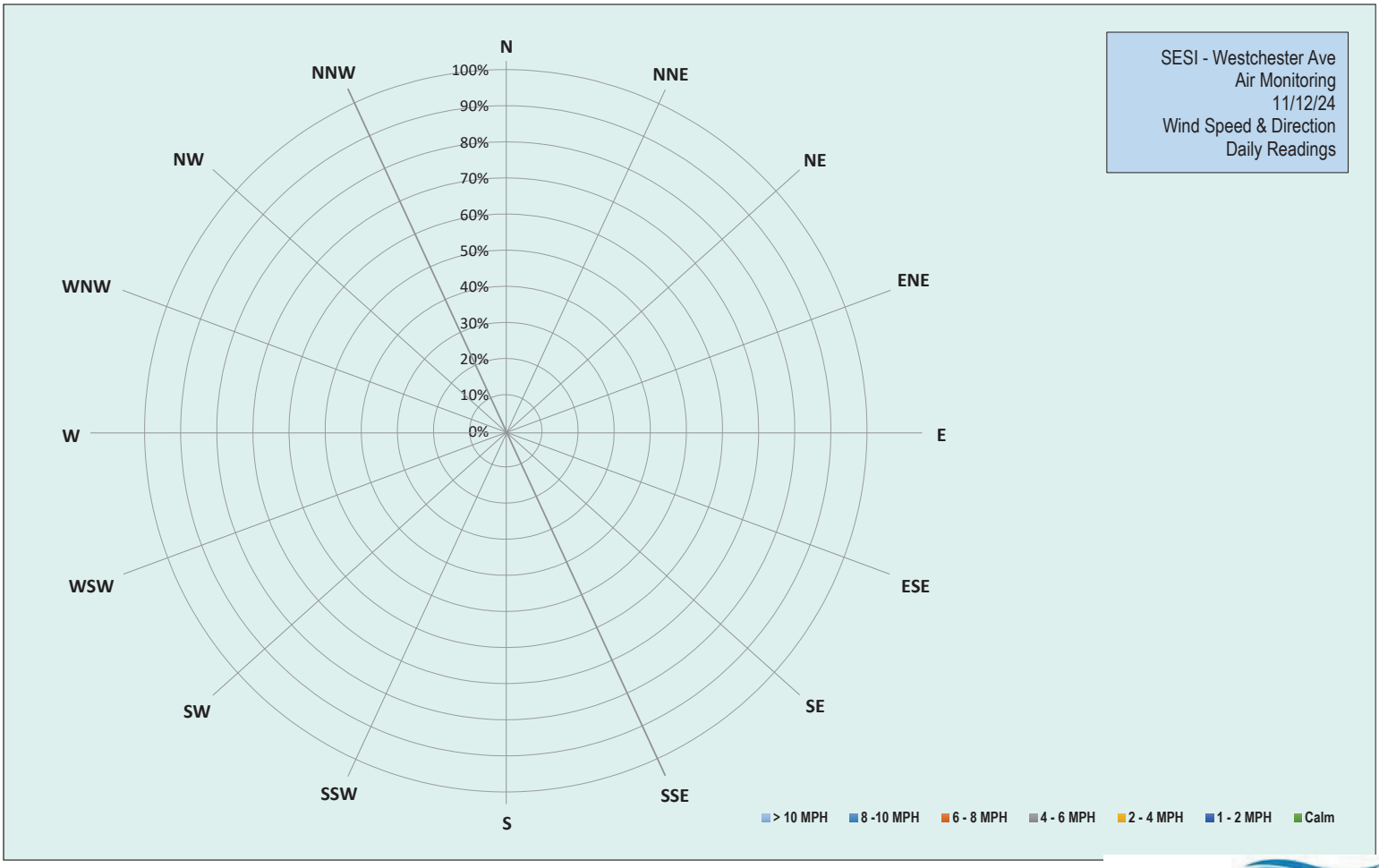

EMILCOTT
A Triumvirate Environmental Company

Grand Union Bowling Alley Site
BCP #360222
150 Westchester Avenue, Port Chester
November 12, 2024

Tuesday, November 12, 2024						
Number of Instances Where Downwind Particulates Exceeds Upwind Particulate + 150 =						0
Number of Comparable Data Points =						274
Start Time:						10:37
End Time:						15:25
PARTICULATE DATA						
Upwind			Downwind			Exceeds Particulate Alarm Limit
Time	Concentration (ug/m^3)	15-Min Avg Concentration (ug/m^3)	Time	Concentration (ug/m^3)	15-Min Avg Concentration (ug/m^3)	
10:37	2.8	-	10:37	2.8	-	-
10:38	2.0	-	10:38	2.0	-	-
10:39	2.0	-	10:39	2.0	-	-
10:40	10.5	-	10:40	10.5	-	-
10:41	1.5	-	10:41	1.5	-	-
10:42	1.5	-	10:42	1.5	-	-
10:43	4.3	-	10:43	4.3	-	-
10:44	3.3	-	10:44	3.3	-	-
10:45	4.0	-	10:45	4.0	-	-
10:46	5.3	-	10:46	5.3	-	-
10:47	3.8	-	10:47	3.8	-	-
10:48	3.3	-	10:48	3.3	-	-
10:49	1.8	-	10:49	1.8	-	-
10:50	2.8	-	10:50	2.8	-	-
10:51	2.3	-	10:51	2.3	-	-
10:52	10.3	3.9	10:52	10.3	3.9	-
10:53	16.8	4.9	10:53	16.8	4.9	-
10:54	3.0	4.9	10:54	3.0	4.9	-
10:55	2.3	4.4	10:55	2.3	4.4	-
10:56	6.8	4.7	10:56	6.8	4.7	-
10:57	20.0	6.0	10:57	20.0	6.0	-
10:58	3.8	5.9	10:58	3.8	5.9	-
10:59	10.8	6.4	10:59	10.8	6.4	-
11:00	3.0	6.4	11:00	3.0	6.4	-
11:01	4.5	6.3	11:01	4.5	6.3	-
11:02	1.8	6.2	11:02	1.8	6.2	-
11:03	1.8	6.1	11:03	1.8	6.1	-
11:04	1.5	6.1	11:04	1.5	6.1	-
11:05	1.8	6.0	11:05	1.8	6.0	-
11:06	2.3	6.0	11:06	2.3	6.0	-
11:07	2.5	5.5	11:07	2.5	5.5	-
11:08	2.3	4.5	11:08	2.3	4.5	-
11:09	4.3	4.6	11:09	4.3	4.6	-
11:10	6.0	4.9	11:10	6.0	4.9	-
11:11	3.8	4.7	11:11	3.8	4.7	-
11:12	3.8	3.6	11:12	3.8	3.6	-
11:13	3.3	3.5	11:13	3.3	3.5	-
11:14	3.8	3.1	11:14	3.8	3.1	-
11:15	2.0	3.0	11:15	2.0	3.0	-
11:16	2.8	2.9	11:16	2.8	2.9	-
11:17	1.8	2.9	11:17	1.8	2.9	-
11:18	3.3	3.0	11:18	3.3	3.0	-

Grand Union Bowling Alley Site
BCP #360222
150 Westchester Avenue, Port Chester
November 12, 2024

PARTICULATE DATA						
Upwind			Downwind			Exceeds Particulate Alarm Limit
Time	Concentration (ug/m^3)	15-Min Avg Concentration (ug/m^3)	Time	Concentration (ug/m^3)	15-Min Avg Concentration (ug/m^3)	
11:19	3.8	3.1	11:19	3.8	3.1	-
11:20	3.5	3.3	11:20	3.5	3.3	-
11:21	2.5	3.3	11:21	2.5	3.3	-
11:22	4.5	3.4	11:22	4.5	3.4	-
11:23	11.0	4.0	11:23	11.0	4.0	-
11:24	2.3	3.9	11:24	2.3	3.9	-
11:25	1.8	3.6	11:25	1.8	3.6	-
11:26	2.8	3.5	11:26	2.8	3.5	-
11:27	2.5	3.4	11:27	2.5	3.4	-
11:28	3.0	3.4	11:28	3.0	3.4	-
11:29	4.0	3.4	11:29	4.0	3.4	-
11:30	3.5	3.5	11:30	3.5	3.5	-
11:31	10.3	4.0	11:31	10.3	4.0	-
11:32	8.5	4.5	11:32	8.5	4.5	-
11:33	9.0	4.9	11:33	9.0	4.9	-
11:34	13.8	5.5	11:34	13.8	5.5	-
11:35	4.8	5.6	11:35	4.8	5.6	-
11:36	5.0	5.8	11:36	5.0	5.8	-
11:37	4.3	5.8	11:37	4.3	5.8	-
11:38	4.0	5.3	11:38	4.0	5.3	-
11:39	6.0	5.5	11:39	6.0	5.5	-
11:40	2.3	5.6	11:40	2.3	5.6	-
11:41	3.8	5.6	11:41	3.8	5.6	-
11:42	6.0	5.9	11:42	6.0	5.9	-
11:43	4.8	6.0	11:43	4.8	6.0	-
11:44	1.5	5.8	11:44	1.5	5.8	-
11:45	2.0	5.7	11:45	2.0	5.7	-
11:46	2.5	5.2	11:46	2.5	5.2	-
11:47	2.0	4.8	11:47	2.0	4.8	-
11:48	1.8	4.3	11:48	1.8	4.3	-
11:49	1.8	3.5	11:49	1.8	3.5	-
11:50	3.0	3.4	11:50	3.0	3.4	-
11:51	3.8	3.3	11:51	3.8	3.3	-
11:52	4.8	3.3	11:52	4.8	3.3	-
11:53	1.8	3.2	11:53	1.8	3.2	-
11:54	1.0	2.8	11:54	1.0	2.8	-
11:55	2.5	2.9	11:55	2.5	2.9	-
11:56	3.0	2.8	11:56	3.0	2.8	-
11:57	6.3	2.8	11:57	6.3	2.8	-
11:58	10.8	3.2	11:58	10.8	3.2	-
11:59	7.8	3.6	11:59	7.8	3.6	-
12:00	5.8	3.9	12:00	5.8	3.9	-
12:01	2.5	3.9	12:01	2.5	3.9	-
12:02	2.0	3.9	12:02	2.0	3.9	-
12:03	6.8	4.2	12:03	6.8	4.2	-
12:04	12.3	4.9	12:04	12.3	4.9	-
12:05	20.8	6.1	12:05	20.8	6.1	-
12:06	19.8	7.2	12:06	19.8	7.2	-

Grand Union Bowling Alley Site
BCP #360222
150 Westchester Avenue, Port Chester
November 12, 2024

PARTICULATE DATA						
Upwind			Downwind			Exceeds Particulate Alarm Limit
Time	Concentration (ug/m^3)	15-Min Avg Concentration (ug/m^3)	Time	Concentration (ug/m^3)	15-Min Avg Concentration (ug/m^3)	
12:07	9.8	7.5	12:07	9.8	7.5	-
12:08	12.8	8.2	12:08	12.8	8.2	-
12:09	4.3	8.5	12:09	4.3	8.5	-
12:10	8.3	8.8	12:10	8.3	8.8	-
12:11	2.5	8.8	12:11	2.5	8.8	-
12:12	6.8	8.8	12:12	6.8	8.8	-
12:13	3.8	8.4	12:13	3.8	8.4	-
12:14	6.8	8.3	12:14	6.8	8.3	-
12:15	2.0	8.1	12:15	2.0	8.1	-
12:16	16.8	9.0	12:16	16.8	9.0	-
12:17	10.0	9.5	12:17	10.0	9.5	-
12:18	6.8	9.5	12:18	6.8	9.5	-
12:19	8.8	9.3	12:19	8.8	9.3	-
12:20	11.5	8.7	12:20	11.5	8.7	-
12:21	7.3	7.9	12:21	7.3	7.9	-
12:22	15.8	8.3	12:22	15.8	8.3	-
12:23	11.3	8.2	12:23	11.3	8.2	-
12:24	10.0	8.5	12:24	10.0	8.5	-
12:25	2.5	8.2	12:25	2.5	8.2	-
12:26	20.5	9.4	12:26	20.5	9.4	-
12:27	4.8	9.2	12:27	4.8	9.2	-
12:28	2.8	9.2	12:28	2.8	9.2	-
12:29	3.0	8.9	12:29	3.0	8.9	-
12:30	5.0	9.1	12:30	5.0	9.1	-
12:31	8.3	8.5	12:31	8.3	8.5	-
12:32	4.3	8.2	12:32	4.3	8.2	-
12:33	18.5	8.9	12:33	18.5	8.9	-
12:34	3.3	8.6	12:34	3.3	8.6	-
12:35	2.3	8.0	12:35	2.3	8.0	-
12:36	1.3	7.6	12:36	1.3	7.6	-
12:37	2.0	6.6	12:37	2.0	6.6	-
12:38	1.8	6.0	12:38	1.8	6.0	-
12:39	1.5	5.4	12:39	1.5	5.4	-
12:40	3.3	5.5	12:40	3.3	5.5	-
12:41	2.3	4.3	12:41	2.3	4.3	-
12:42	3.0	4.2	12:42	3.0	4.2	-
12:43	1.5	4.1	12:43	1.5	4.1	-
12:44	1.5	4.0	12:44	1.5	4.0	-
12:45	1.8	3.8	12:45	1.8	3.8	-
12:46	1.0	3.3	12:46	1.0	3.3	-
12:47	1.8	3.1	12:47	1.8	3.1	-
12:48	2.3	2.0	12:48	2.3	2.0	-
12:49	1.0	1.9	12:49	1.0	1.9	-
12:50	0.5	1.8	12:50	0.5	1.8	-
12:51	1.0	1.7	12:51	1.0	1.7	-
12:52	1.3	1.7	12:52	1.3	1.7	-
12:53	0.8	1.6	12:53	0.8	1.6	-
12:54	0.8	1.6	12:54	0.8	1.6	-

Grand Union Bowling Alley Site
BCP #360222
150 Westchester Avenue, Port Chester
November 12, 2024

PARTICULATE DATA						
Upwind			Downwind			Exceeds Particulate Alarm Limit
Time	Concentration (ug/m^3)	15-Min Avg Concentration (ug/m^3)	Time	Concentration (ug/m^3)	15-Min Avg Concentration (ug/m^3)	
12:55	0.5	1.4	12:55	0.5	1.4	-
12:56	0.8	1.3	12:56	0.8	1.3	-
12:57	1.0	1.2	12:57	1.0	1.2	-
12:58	3.5	1.3	12:58	3.5	1.3	-
12:59	1.0	1.3	12:59	1.0	1.3	-
13:00	1.0	1.2	13:00	1.0	1.2	-
13:01	1.5	1.2	13:01	1.5	1.2	-
13:02	3.3	1.3	13:02	3.3	1.3	-
13:03	3.0	1.4	13:03	3.0	1.4	-
13:04	2.0	1.5	13:04	2.0	1.5	-
13:05	2.3	1.6	13:05	2.3	1.6	-
13:06	1.0	1.6	13:06	1.0	1.6	-
13:07	1.5	1.6	13:07	1.5	1.6	-
13:08	1.8	1.7	13:08	1.8	1.7	-
13:09	3.3	1.8	13:09	3.3	1.8	-
13:10	11.8	2.6	13:10	11.8	2.6	-
13:11	3.0	2.7	13:11	3.0	2.7	-
13:12	4.8	3.0	13:12	4.8	3.0	-
13:13	5.3	3.1	13:13	5.3	3.1	-
13:14	3.8	3.3	13:14	3.8	3.3	-
13:15	3.8	3.5	13:15	3.8	3.5	-
13:16	2.3	3.5	13:16	2.3	3.5	-
13:17	2.5	3.5	13:17	2.5	3.5	-
13:18	1.8	3.4	13:18	1.8	3.4	-
13:19	1.3	3.3	13:19	1.3	3.3	-
13:20	0.8	3.2	13:20	0.8	3.2	-
13:21	3.8	3.4	13:21	3.8	3.4	-
13:22	6.8	3.8	13:22	6.8	3.8	-
13:23	8.5	4.2	13:23	8.5	4.2	-
13:24	8.5	4.6	13:24	8.5	4.6	-
13:25	3.3	4.0	13:25	3.3	4.0	-
13:26	3.3	4.0	13:26	3.3	4.0	-
13:27	2.0	3.8	13:27	2.0	3.8	-
13:28	4.5	3.8	13:28	4.5	3.8	-
13:29	3.0	3.7	13:29	3.0	3.7	-
13:30	2.8	3.7	13:30	2.8	3.7	-
13:31	2.5	3.7	13:31	2.5	3.7	-
13:32	2.8	3.7	13:32	2.8	3.7	-
13:33	1.5	3.7	13:33	1.5	3.7	-
13:34	25.0	5.3	13:34	25.0	5.3	-
13:35	19.0	6.5	13:35	19.0	6.5	-
13:36	7.5	6.7	13:36	7.5	6.7	-
13:37	33.8	8.5	13:37	33.8	8.5	-
13:38	5.3	8.3	13:38	5.3	8.3	-
13:39	16.5	8.8	13:39	16.5	8.8	-
13:40	7.5	9.1	13:40	7.5	9.1	-
13:41	16.8	10.0	13:41	16.8	10.0	-
13:42	3.5	10.1	13:42	3.5	10.1	-

Grand Union Bowling Alley Site
BCP #360222
150 Westchester Avenue, Port Chester
November 12, 2024

PARTICULATE DATA						
Upwind			Downwind			Exceeds Particulate Alarm Limit
Time	Concentration (ug/m^3)	15-Min Avg Concentration (ug/m^3)	Time	Concentration (ug/m^3)	15-Min Avg Concentration (ug/m^3)	
13:43	9.8	10.5	13:43	9.8	10.5	-
13:44	33.0	12.5	13:44	33.0	12.5	-
13:45	23.5	13.9	13:45	23.5	13.9	-
13:46	3.5	13.9	13:46	3.5	13.9	-
13:47	2.8	13.9	13:47	2.8	13.9	-
13:48	4.8	14.1	13:48	4.8	14.1	-
13:49	7.0	12.9	13:49	7.0	12.9	-
13:50	7.0	12.1	13:50	7.0	12.1	-
13:51	16.5	12.7	13:51	16.5	12.7	-
13:52	10.0	11.2	13:52	10.0	11.2	-
13:53	7.0	11.3	13:53	7.0	11.3	-
13:54	10.0	10.8	13:54	10.0	10.8	-
13:55	4.0	10.6	13:55	4.0	10.6	-
13:56	10.0	10.2	13:56	10.0	10.2	-
13:57	19.3	11.2	13:57	19.3	11.2	-
13:58	14.0	11.5	13:58	14.0	11.5	-
13:59	10.0	10.0	13:59	10.0	10.0	-
14:00	12.3	9.2	14:00	12.3	9.2	-
14:01	42.0	11.8	14:01	42.0	11.8	-
14:02	17.0	12.7	14:02	17.0	12.7	-
14:03	6.0	12.8	14:03	6.0	12.8	-
14:04	8.3	12.9	14:04	8.3	12.9	-
14:05	5.0	12.8	14:05	5.0	12.8	-
14:06	2.5	11.8	14:06	2.5	11.8	-
14:07	1.8	11.3	14:07	1.8	11.3	-
14:08	3.3	11.0	14:08	3.3	11.0	-
14:09	3.8	10.6	14:09	3.8	10.6	-
14:10	8.3	10.9	14:10	8.3	10.9	-
14:11	6.3	10.6	14:11	6.3	10.6	-
14:12	3.0	9.6	14:12	3.0	9.6	-
14:13	9.3	9.2	14:13	9.3	9.2	-
14:14	10.0	9.2	14:14	10.0	9.2	-
14:15	12.8	9.3	14:15	12.8	9.3	-
14:16	15.8	7.5	14:16	15.8	7.5	-
14:17	40.5	9.1	14:17	40.5	9.1	-
14:18	38.0	11.2	14:18	38.0	11.2	-
14:19	6.3	11.1	14:19	6.3	11.1	-
14:20	4.8	11.1	14:20	4.8	11.1	-
14:21	7.3	11.4	14:21	7.3	11.4	-
14:22	9.5	11.9	14:22	9.5	11.9	-
14:23	10.3	12.4	14:23	10.3	12.4	-
14:24	6.5	12.6	14:24	6.5	12.6	-
14:25	10.3	12.7	14:25	10.3	12.7	-
14:26	15.5	13.3	14:26	15.5	13.3	-
14:27	10.8	13.8	14:27	10.8	13.8	-
14:28	24.5	14.8	14:28	24.5	14.8	-
14:29	11.5	14.9	14:29	11.5	14.9	-
14:30	15.0	15.1	14:30	15.0	15.1	-

Grand Union Bowling Alley Site
BCP #360222
150 Westchester Avenue, Port Chester
November 12, 2024

PARTICULATE DATA						
Upwind			Downwind			Exceeds Particulate Alarm Limit
Time	Concentration (ug/m^3)	15-Min Avg Concentration (ug/m^3)	Time	Concentration (ug/m^3)	15-Min Avg Concentration (ug/m^3)	
14:31	17.3	15.2	14:31	17.3	15.2	-
14:32	10.8	13.2	14:32	10.8	13.2	-
14:33	23.8	12.3	14:33	23.8	12.3	-
14:34	18.5	13.1	14:34	18.5	13.1	-
14:35	5.3	13.1	14:35	5.3	13.1	-
14:36	6.0	13.0	14:36	6.0	13.0	-
14:37	3.5	12.6	14:37	3.5	12.6	-
14:38	3.8	12.2	14:38	3.8	12.2	-
14:39	5.3	12.1	14:39	5.3	12.1	-
14:40	6.5	11.9	14:40	6.5	11.9	-
14:41	4.8	11.1	14:41	4.8	11.1	-
14:42	4.5	10.7	14:42	4.5	10.7	-
14:43	7.0	9.6	14:43	7.0	9.6	-
14:44	5.0	9.1	14:44	5.0	9.1	-
14:45	10.8	8.8	14:45	10.8	8.8	-
14:46	7.5	8.2	14:46	7.5	8.2	-
14:47	4.8	7.8	14:47	4.8	7.8	-
14:48	6.5	6.6	14:48	6.5	6.6	-
14:49	5.3	5.8	14:49	5.3	5.8	-
14:50	13.5	6.3	14:50	13.5	6.3	-
14:51	16.0	7.0	14:51	16.0	7.0	-
14:52	30.8	8.8	14:52	30.8	8.8	-
14:53	5.8	8.9	14:53	5.8	8.9	-
14:54	7.5	9.1	14:54	7.5	9.1	-
14:55	4.8	9.0	14:55	4.8	9.0	-
14:56	4.8	9.0	14:56	4.8	9.0	-
14:57	5.0	9.0	14:57	5.0	9.0	-
14:58	5.5	8.9	14:58	5.5	8.9	-
14:59	4.3	8.8	14:59	4.3	8.8	-
15:00	7.3	8.6	15:00	7.3	8.6	-
15:01	6.2	8.5	15:01	6.2	8.5	-
15:02	6.0	8.6	15:02	6.0	8.6	-
15:03	6.6	8.6	15:03	6.6	8.6	-
15:04	6.4	8.7	15:04	6.4	8.7	-
15:05	3.2	8.0	15:05	3.2	8.0	-
15:06	4.6	7.2	15:06	4.6	7.2	-
15:07	8.0	5.7	15:07	8.0	5.7	-
15:08	8.8	5.9	15:08	8.8	5.9	-
15:09	9.0	6.0	15:09	9.0	6.0	-
15:10	12.0	6.5	15:10	12.0	6.5	-
15:11	5.4	6.5	15:11	5.4	6.5	-
15:12	5.0	6.5	15:12	5.0	6.5	-
15:13	4.8	6.5	15:13	4.8	6.5	-
15:14	4.2	6.5	15:14	4.2	6.5	-
15:15	3.6	6.3	15:15	3.6	6.3	-
15:16	2.6	6.0	15:16	2.6	6.0	-
15:17	4.0	5.9	15:17	4.0	5.9	-
15:18	7.8	6.0	15:18	7.8	6.0	-

Grand Union Bowling Alley Site
BCP #360222
150 Westchester Avenue, Port Chester
November 12, 2024

PARTICULATE DATA						
Upwind			Downwind			Exceeds Particulate Alarm Limit
Time	Concentration (ug/m^3)	15-Min Avg Concentration (ug/m^3)	Time	Concentration (ug/m^3)	15-Min Avg Concentration (ug/m^3)	
15:19	4.4	5.8	15:19	4.4	5.8	-
15:20	7.4	6.1	15:20	7.4	6.1	-
15:21	10.0	6.5	15:21	10.0	6.5	-
15:22	8.4	6.5	15:22	8.4	6.5	-
15:23	6.2	6.3	15:23	6.2	6.3	-
15:24	6.6	6.2	15:24	6.6	6.2	-
15:25	7.0	5.8	15:25	7.0	5.8	-

Grand Union Bowling Alley Site
BCP #360222
150 Westchester Avenue, Port Chester
November 12, 2024

Tuesday, November 12, 2024						
Number of Instances Where Downwind VOCs Exceeds Upwind VOCs + 5 =						0
Number of Comparable Data Points =						274
Start Time:						10:37
End Time:						15:25
PID DATA						
Upwind			Downwind			
Time	Concentration (ppm)	15-Min Avg Concentration (ppm)	Time	Concentration (ppm)	15-Min Avg Concentration (ppm)	Exceeds VOC Alarm Limit
10:37	0.0	-	10:37	0.0	-	-
10:38	0.0	-	10:38	0.0	-	-
10:39	0.0	-	10:39	0.0	-	-
10:40	0.0	-	10:40	0.0	-	-
10:41	0.0	-	10:41	0.0	-	-
10:42	0.0	-	10:42	0.0	-	-
10:43	0.0	-	10:43	0.0	-	-
10:44	0.0	-	10:44	0.0	-	-
10:45	0.0	-	10:45	0.0	-	-
10:46	0.0	-	10:46	0.0	-	-
10:47	0.0	-	10:47	0.0	-	-
10:48	0.0	-	10:48	0.0	-	-
10:49	0.0	-	10:49	0.0	-	-
10:50	0.0	-	10:50	0.0	-	-
10:51	0.0	-	10:51	0.0	-	-
10:52	0.0	0.0	10:52	0.0	0.0	-
10:53	0.0	0.0	10:53	0.0	0.0	-
10:54	0.0	0.0	10:54	0.0	0.0	-
10:55	0.0	0.0	10:55	0.0	0.0	-
10:56	0.0	0.0	10:56	0.0	0.0	-
10:57	0.0	0.0	10:57	0.0	0.0	-
10:58	0.0	0.0	10:58	0.0	0.0	-
10:59	0.0	0.0	10:59	0.0	0.0	-
11:00	0.0	0.0	11:00	0.0	0.0	-
11:01	0.0	0.0	11:01	0.0	0.0	-
11:02	0.0	0.0	11:02	0.0	0.0	-
11:03	0.0	0.0	11:03	0.0	0.0	-
11:04	0.0	0.0	11:04	0.0	0.0	-
11:05	0.0	0.0	11:05	0.0	0.0	-
11:06	0.0	0.0	11:06	0.0	0.0	-
11:07	0.0	0.0	11:07	0.0	0.0	-
11:08	0.0	0.0	11:08	0.0	0.0	-
11:09	0.0	0.0	11:09	0.0	0.0	-
11:10	0.0	0.0	11:10	0.0	0.0	-
11:11	0.0	0.0	11:11	0.0	0.0	-
11:12	0.0	0.0	11:12	0.0	0.0	-
11:13	0.0	0.0	11:13	0.0	0.0	-
11:14	0.0	0.0	11:14	0.0	0.0	-
11:15	0.0	0.0	11:15	0.0	0.0	-
11:16	0.0	0.0	11:16	0.0	0.0	-
11:17	0.0	0.0	11:17	0.0	0.0	-
11:18	0.0	0.0	11:18	0.0	0.0	-

Grand Union Bowling Alley Site
BCP #360222
150 Westchester Avenue, Port Chester
November 12, 2024

PID DATA						
Upwind			Downwind			
Time	Concentration (ppm)	15-Min Avg Concentration (ppm)	Time	Concentration (ppm)	15-Min Avg Concentration (ppm)	Exceeds VOC Alarm Limit
11:19	0.0	0.0	11:19	0.0	0.0	-
11:20	0.0	0.0	11:20	0.0	0.0	-
11:21	0.0	0.0	11:21	0.0	0.0	-
11:22	0.0	0.0	11:22	0.0	0.0	-
11:23	0.0	0.0	11:23	0.0	0.0	-
11:24	0.0	0.0	11:24	0.0	0.0	-
11:25	0.0	0.0	11:25	0.0	0.0	-
11:26	0.0	0.0	11:26	0.0	0.0	-
11:27	0.0	0.0	11:27	0.0	0.0	-
11:28	0.0	0.0	11:28	0.0	0.0	-
11:29	0.0	0.0	11:29	0.0	0.0	-
11:30	0.0	0.0	11:30	0.0	0.0	-
11:31	0.0	0.0	11:31	0.0	0.0	-
11:32	0.0	0.0	11:32	0.0	0.0	-
11:33	0.0	0.0	11:33	0.0	0.0	-
11:34	0.0	0.0	11:34	0.0	0.0	-
11:35	0.0	0.0	11:35	0.0	0.0	-
11:36	0.0	0.0	11:36	0.0	0.0	-
11:37	0.0	0.0	11:37	0.0	0.0	-
11:38	0.0	0.0	11:38	0.0	0.0	-
11:39	0.0	0.0	11:39	0.0	0.0	-
11:40	0.0	0.0	11:40	0.0	0.0	-
11:41	0.0	0.0	11:41	0.0	0.0	-
11:42	0.0	0.0	11:42	0.0	0.0	-
11:43	0.0	0.0	11:43	0.0	0.0	-
11:44	0.0	0.0	11:44	0.0	0.0	-
11:45	0.0	0.0	11:45	0.0	0.0	-
11:46	0.0	0.0	11:46	0.0	0.0	-
11:47	0.0	0.0	11:47	0.0	0.0	-
11:48	0.0	0.0	11:48	0.0	0.0	-
11:49	0.0	0.0	11:49	0.0	0.0	-
11:50	0.0	0.0	11:50	0.0	0.0	-
11:51	0.0	0.0	11:51	0.0	0.0	-
11:52	0.0	0.0	11:52	0.0	0.0	-
11:53	0.0	0.0	11:53	0.0	0.0	-
11:54	0.0	0.0	11:54	0.0	0.0	-
11:55	0.0	0.0	11:55	0.0	0.0	-
11:56	0.0	0.0	11:56	0.0	0.0	-
11:57	0.0	0.0	11:57	0.0	0.0	-
11:58	0.0	0.0	11:58	0.0	0.0	-
11:59	0.0	0.0	11:59	0.0	0.0	-
12:00	0.0	0.0	12:00	0.0	0.0	-
12:01	0.0	0.0	12:01	0.0	0.0	-
12:02	0.0	0.0	12:02	0.0	0.0	-
12:03	0.0	0.0	12:03	0.0	0.0	-
12:04	0.0	0.0	12:04	0.0	0.0	-
12:05	0.0	0.0	12:05	0.0	0.0	-
12:06	0.0	0.0	12:06	0.0	0.0	-

Grand Union Bowling Alley Site
BCP #360222
150 Westchester Avenue, Port Chester
November 12, 2024

PID DATA						
Upwind			Downwind			
Time	Concentration (ppm)	15-Min Avg Concentration (ppm)	Time	Concentration (ppm)	15-Min Avg Concentration (ppm)	Exceeds VOC Alarm Limit
12:07	0.0	0.0	12:07	0.0	0.0	-
12:08	0.0	0.0	12:08	0.0	0.0	-
12:09	0.0	0.0	12:09	0.0	0.0	-
12:10	0.0	0.0	12:10	0.0	0.0	-
12:11	0.0	0.0	12:11	0.0	0.0	-
12:12	0.0	0.0	12:12	0.0	0.0	-
12:13	0.0	0.0	12:13	0.0	0.0	-
12:14	0.0	0.0	12:14	0.0	0.0	-
12:15	0.0	0.0	12:15	0.0	0.0	-
12:16	0.0	0.0	12:16	0.0	0.0	-
12:17	0.0	0.0	12:17	0.0	0.0	-
12:18	0.0	0.0	12:18	0.0	0.0	-
12:19	0.0	0.0	12:19	0.0	0.0	-
12:20	0.0	0.0	12:20	0.0	0.0	-
12:21	0.0	0.0	12:21	0.0	0.0	-
12:22	0.0	0.0	12:22	0.0	0.0	-
12:23	0.0	0.0	12:23	0.0	0.0	-
12:24	0.0	0.0	12:24	0.0	0.0	-
12:25	0.0	0.0	12:25	0.0	0.0	-
12:26	0.0	0.0	12:26	0.0	0.0	-
12:27	0.0	0.0	12:27	0.0	0.0	-
12:28	0.0	0.0	12:28	0.0	0.0	-
12:29	0.0	0.0	12:29	0.0	0.0	-
12:30	0.0	0.0	12:30	0.0	0.0	-
12:31	0.0	0.0	12:31	0.0	0.0	-
12:32	0.0	0.0	12:32	0.0	0.0	-
12:33	0.0	0.0	12:33	0.0	0.0	-
12:34	0.0	0.0	12:34	0.0	0.0	-
12:35	0.0	0.0	12:35	0.0	0.0	-
12:36	0.0	0.0	12:36	0.0	0.0	-
12:37	0.0	0.0	12:37	0.0	0.0	-
12:38	0.0	0.0	12:38	0.0	0.0	-
12:39	0.0	0.0	12:39	0.0	0.0	-
12:40	0.0	0.0	12:40	0.0	0.0	-
12:41	0.0	0.0	12:41	0.0	0.0	-
12:42	0.0	0.0	12:42	0.0	0.0	-
12:43	0.0	0.0	12:43	0.0	0.0	-
12:44	0.0	0.0	12:44	0.0	0.0	-
12:45	0.0	0.0	12:45	0.0	0.0	-
12:46	0.0	0.0	12:46	0.0	0.0	-
12:47	0.0	0.0	12:47	0.0	0.0	-
12:48	0.0	0.0	12:48	0.0	0.0	-
12:49	0.0	0.0	12:49	0.0	0.0	-
12:50	0.0	0.0	12:50	0.0	0.0	-
12:51	0.0	0.0	12:51	0.0	0.0	-
12:52	0.0	0.0	12:52	0.0	0.0	-
12:53	0.0	0.0	12:53	0.0	0.0	-
12:54	0.0	0.0	12:54	0.0	0.0	-

Grand Union Bowling Alley Site
BCP #360222
150 Westchester Avenue, Port Chester
November 12, 2024

PID DATA						
Upwind			Downwind			
Time	Concentration (ppm)	15-Min Avg Concentration (ppm)	Time	Concentration (ppm)	15-Min Avg Concentration (ppm)	Exceeds VOC Alarm Limit
12:55	0.0	0.0	12:55	0.0	0.0	-
12:56	0.0	0.0	12:56	0.0	0.0	-
12:57	0.0	0.0	12:57	0.0	0.0	-
12:58	0.0	0.0	12:58	0.0	0.0	-
12:59	0.0	0.0	12:59	0.0	0.0	-
13:00	0.0	0.0	13:00	0.0	0.0	-
13:01	0.0	0.0	13:01	0.0	0.0	-
13:02	0.0	0.0	13:02	0.0	0.0	-
13:03	0.0	0.0	13:03	0.0	0.0	-
13:04	0.0	0.0	13:04	0.0	0.0	-
13:05	0.0	0.0	13:05	0.0	0.0	-
13:06	0.0	0.0	13:06	0.0	0.0	-
13:07	0.0	0.0	13:07	0.0	0.0	-
13:08	0.0	0.0	13:08	0.0	0.0	-
13:09	0.0	0.0	13:09	0.0	0.0	-
13:10	0.0	0.0	13:10	0.0	0.0	-
13:11	0.0	0.0	13:11	0.0	0.0	-
13:12	0.0	0.0	13:12	0.0	0.0	-
13:13	0.0	0.0	13:13	0.0	0.0	-
13:14	0.0	0.0	13:14	0.0	0.0	-
13:15	0.0	0.0	13:15	0.0	0.0	-
13:16	0.0	0.0	13:16	0.0	0.0	-
13:17	0.0	0.0	13:17	0.0	0.0	-
13:18	0.0	0.0	13:18	0.0	0.0	-
13:19	0.0	0.0	13:19	0.0	0.0	-
13:20	0.0	0.0	13:20	0.0	0.0	-
13:21	0.0	0.0	13:21	0.0	0.0	-
13:22	0.0	0.0	13:22	0.0	0.0	-
13:23	0.0	0.0	13:23	0.0	0.0	-
13:24	0.0	0.0	13:24	0.0	0.0	-
13:25	0.0	0.0	13:25	0.0	0.0	-
13:26	0.0	0.0	13:26	0.0	0.0	-
13:27	0.0	0.0	13:27	0.0	0.0	-
13:28	0.0	0.0	13:28	0.0	0.0	-
13:29	0.0	0.0	13:29	0.0	0.0	-
13:30	0.0	0.0	13:30	0.0	0.0	-
13:31	0.0	0.0	13:31	0.0	0.0	-
13:32	0.0	0.0	13:32	0.0	0.0	-
13:33	0.0	0.0	13:33	0.0	0.0	-
13:34	0.0	0.0	13:34	0.0	0.0	-
13:35	0.0	0.0	13:35	0.0	0.0	-
13:36	0.0	0.0	13:36	0.0	0.0	-
13:37	0.0	0.0	13:37	0.0	0.0	-
13:38	0.0	0.0	13:38	0.0	0.0	-
13:39	0.0	0.0	13:39	0.0	0.0	-
13:40	0.0	0.0	13:40	0.0	0.0	-
13:41	0.0	0.0	13:41	0.0	0.0	-
13:42	0.0	0.0	13:42	0.0	0.0	-

Grand Union Bowling Alley Site
BCP #360222
150 Westchester Avenue, Port Chester
November 12, 2024

PID DATA						
Upwind			Downwind			
Time	Concentration (ppm)	15-Min Avg Concentration (ppm)	Time	Concentration (ppm)	15-Min Avg Concentration (ppm)	Exceeds VOC Alarm Limit
13:43	0.0	0.0	13:43	0.0	0.0	-
13:44	0.0	0.0	13:44	0.0	0.0	-
13:45	0.0	0.0	13:45	0.0	0.0	-
13:46	0.0	0.0	13:46	0.0	0.0	-
13:47	0.0	0.0	13:47	0.0	0.0	-
13:48	0.0	0.0	13:48	0.0	0.0	-
13:49	0.0	0.0	13:49	0.0	0.0	-
13:50	0.0	0.0	13:50	0.0	0.0	-
13:51	0.0	0.0	13:51	0.0	0.0	-
13:52	0.0	0.0	13:52	0.0	0.0	-
13:53	0.0	0.0	13:53	0.0	0.0	-
13:54	0.0	0.0	13:54	0.0	0.0	-
13:55	0.0	0.0	13:55	0.0	0.0	-
13:56	0.0	0.0	13:56	0.0	0.0	-
13:57	0.0	0.0	13:57	0.0	0.0	-
13:58	0.0	0.0	13:58	0.0	0.0	-
13:59	0.0	0.0	13:59	0.0	0.0	-
14:00	0.0	0.0	14:00	0.0	0.0	-
14:01	0.0	0.0	14:01	0.0	0.0	-
14:02	0.0	0.0	14:02	0.0	0.0	-
14:03	0.0	0.0	14:03	0.0	0.0	-
14:04	0.0	0.0	14:04	0.0	0.0	-
14:05	0.0	0.0	14:05	0.0	0.0	-
14:06	0.0	0.0	14:06	0.0	0.0	-
14:07	0.0	0.0	14:07	0.0	0.0	-
14:08	0.0	0.0	14:08	0.0	0.0	-
14:09	0.0	0.0	14:09	0.0	0.0	-
14:10	0.0	0.0	14:10	0.0	0.0	-
14:11	0.0	0.0	14:11	0.0	0.0	-
14:12	0.0	0.0	14:12	0.0	0.0	-
14:13	0.0	0.0	14:13	0.0	0.0	-
14:14	0.0	0.0	14:14	0.0	0.0	-
14:15	0.0	0.0	14:15	0.0	0.0	-
14:16	0.0	0.0	14:16	0.0	0.0	-
14:17	0.0	0.0	14:17	0.0	0.0	-
14:18	0.0	0.0	14:18	0.0	0.0	-
14:19	0.0	0.0	14:19	0.0	0.0	-
14:20	0.0	0.0	14:20	0.0	0.0	-
14:21	0.0	0.0	14:21	0.0	0.0	-
14:22	0.0	0.0	14:22	0.0	0.0	-
14:23	0.0	0.0	14:23	0.0	0.0	-
14:24	0.0	0.0	14:24	0.0	0.0	-
14:25	0.0	0.0	14:25	0.0	0.0	-
14:26	0.0	0.0	14:26	0.0	0.0	-
14:27	0.0	0.0	14:27	0.0	0.0	-
14:28	0.0	0.0	14:28	0.0	0.0	-
14:29	0.0	0.0	14:29	0.0	0.0	-
14:30	0.0	0.0	14:30	0.0	0.0	-

Grand Union Bowling Alley Site
BCP #360222
150 Westchester Avenue, Port Chester
November 12, 2024

PID DATA						
Upwind			Downwind			
Time	Concentration (ppm)	15-Min Avg Concentration (ppm)	Time	Concentration (ppm)	15-Min Avg Concentration (ppm)	Exceeds VOC Alarm Limit
14:31	0.0	0.0	14:31	0.0	0.0	-
14:32	0.0	0.0	14:32	0.0	0.0	-
14:33	0.0	0.0	14:33	0.0	0.0	-
14:34	0.0	0.0	14:34	0.0	0.0	-
14:35	0.0	0.0	14:35	0.0	0.0	-
14:36	0.0	0.0	14:36	0.0	0.0	-
14:37	0.0	0.0	14:37	0.0	0.0	-
14:38	0.0	0.0	14:38	0.0	0.0	-
14:39	0.0	0.0	14:39	0.0	0.0	-
14:40	0.0	0.0	14:40	0.0	0.0	-
14:41	0.0	0.0	14:41	0.0	0.0	-
14:42	0.0	0.0	14:42	0.0	0.0	-
14:43	0.0	0.0	14:43	0.0	0.0	-
14:44	0.0	0.0	14:44	0.0	0.0	-
14:45	0.0	0.0	14:45	0.0	0.0	-
14:46	0.0	0.0	14:46	0.0	0.0	-
14:47	0.0	0.0	14:47	0.0	0.0	-
14:48	0.0	0.0	14:48	0.0	0.0	-
14:49	0.0	0.0	14:49	0.0	0.0	-
14:50	0.0	0.0	14:50	0.0	0.0	-
14:51	0.0	0.0	14:51	0.0	0.0	-
14:52	0.0	0.0	14:52	0.0	0.0	-
14:53	0.0	0.0	14:53	0.0	0.0	-
14:54	0.0	0.0	14:54	0.0	0.0	-
14:55	0.0	0.0	14:55	0.0	0.0	-
14:56	0.0	0.0	14:56	0.0	0.0	-
14:57	0.0	0.0	14:57	0.0	0.0	-
14:58	0.0	0.0	14:58	0.0	0.0	-
14:59	0.0	0.0	14:59	0.0	0.0	-
15:00	0.0	0.0	15:00	0.0	0.0	-
15:01	0.0	0.0	15:01	0.0	0.0	-
15:02	0.0	0.0	15:02	0.0	0.0	-
15:03	0.0	0.0	15:03	0.0	0.0	-
15:04	0.0	0.0	15:04	0.0	0.0	-
15:05	0.0	0.0	15:05	0.0	0.0	-
15:06	0.0	0.0	15:06	0.0	0.0	-
15:07	0.0	0.0	15:07	0.0	0.0	-
15:08	0.0	0.0	15:08	0.0	0.0	-
15:09	0.0	0.0	15:09	0.0	0.0	-
15:10	0.0	0.0	15:10	0.0	0.0	-
15:11	0.0	0.0	15:11	0.0	0.0	-
15:12	0.0	0.0	15:12	0.0	0.0	-
15:13	0.0	0.0	15:13	0.0	0.0	-
15:14	0.0	0.0	15:14	0.0	0.0	-
15:15	0.0	0.0	15:15	0.0	0.0	-
15:16	0.0	0.0	15:16	0.0	0.0	-
15:17	0.0	0.0	15:17	0.0	0.0	-
15:18	0.0	0.0	15:18	0.0	0.0	-

Grand Union Bowling Alley Site
BCP #360222
150 Westchester Avenue, Port Chester
November 12, 2024

PID DATA						
Upwind			Downwind			
Time	Concentration (ppm)	15-Min Avg Concentration (ppm)	Time	Concentration (ppm)	15-Min Avg Concentration (ppm)	Exceeds VOC Alarm Limit
15:19	0.0	0.0	15:19	0.0	0.0	-
15:20	0.0	0.0	15:20	0.0	0.0	-
15:21	0.0	0.0	15:21	0.0	0.0	-
15:22	0.0	0.0	15:22	0.0	0.0	-
15:23	0.0	0.0	15:23	0.0	0.0	-
15:24	0.0	0.0	15:24	0.0	0.0	-
15:25	0.0	0.0	15:25	0.0	0.0	-

SESI CONSULTING ENGINEERS

959 US-46 Floor 3, Suite 300 - Parsippany-Troy Hills, NJ

DAILY AIR MONITORING REPORT
150 Westchester Avenue
Port Chester, New York

11/13/2024

Rev. No. 0 | Page 1 of 2

Project Number: 11895A

Dust Action Level: 150 µg/m^3

VOC Action Level: 5 ppm

Weather Data Range for Work Day		Wind Direction	NNE	Relative Humidity (%)	26.0 - 57.0	Daily Rain Total (in)	0.00	Readings in the summary table and graphs below are the reported downwind concentrations.
Temperature (°F)	39.0 - 50.0	Wind Speed (MPH)	3.3 - 9.5	Barometer (inHg)	30.40 - 30.50	Avg. Dew Point Temp (°F)	20.7	

Station Location	Daily Avg. Dust Concentration (µg/m^3)	Max 15-Min Dust Concentration (µg/m^3)	Time of Max Dust Reading	Daily Avg. VOC Concentration (ppm)	Max 15-Min VOC Concentration (ppm)	Time of Max VOC Reading
Upwind	5.1	9.3	10:26	0.0	0.0	9:49
Downwind	46.5	67.3	13:33	0.0	0.0	9:50

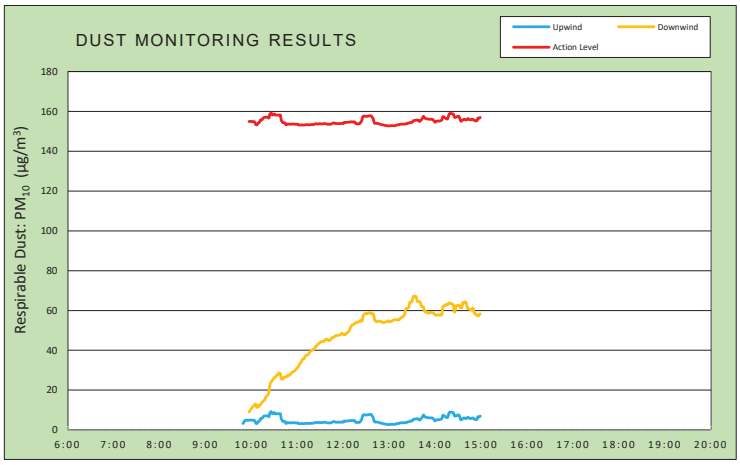

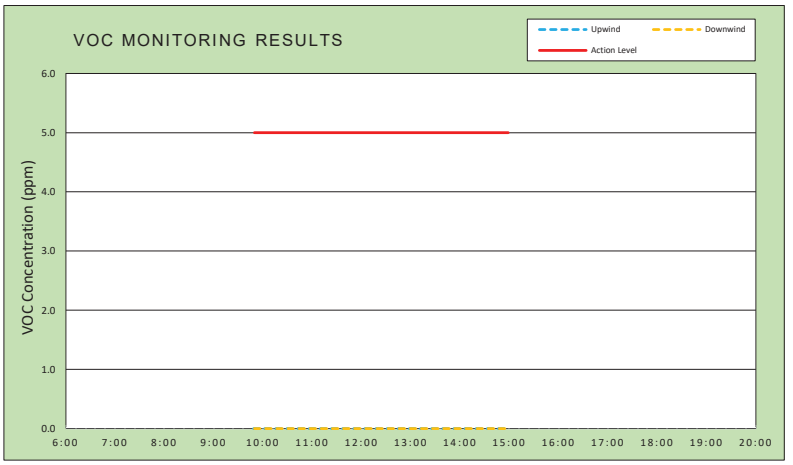

Air Monitoring Notes:

Weather Notes:

EMILCOTT
A Triumvirate Environmental Company

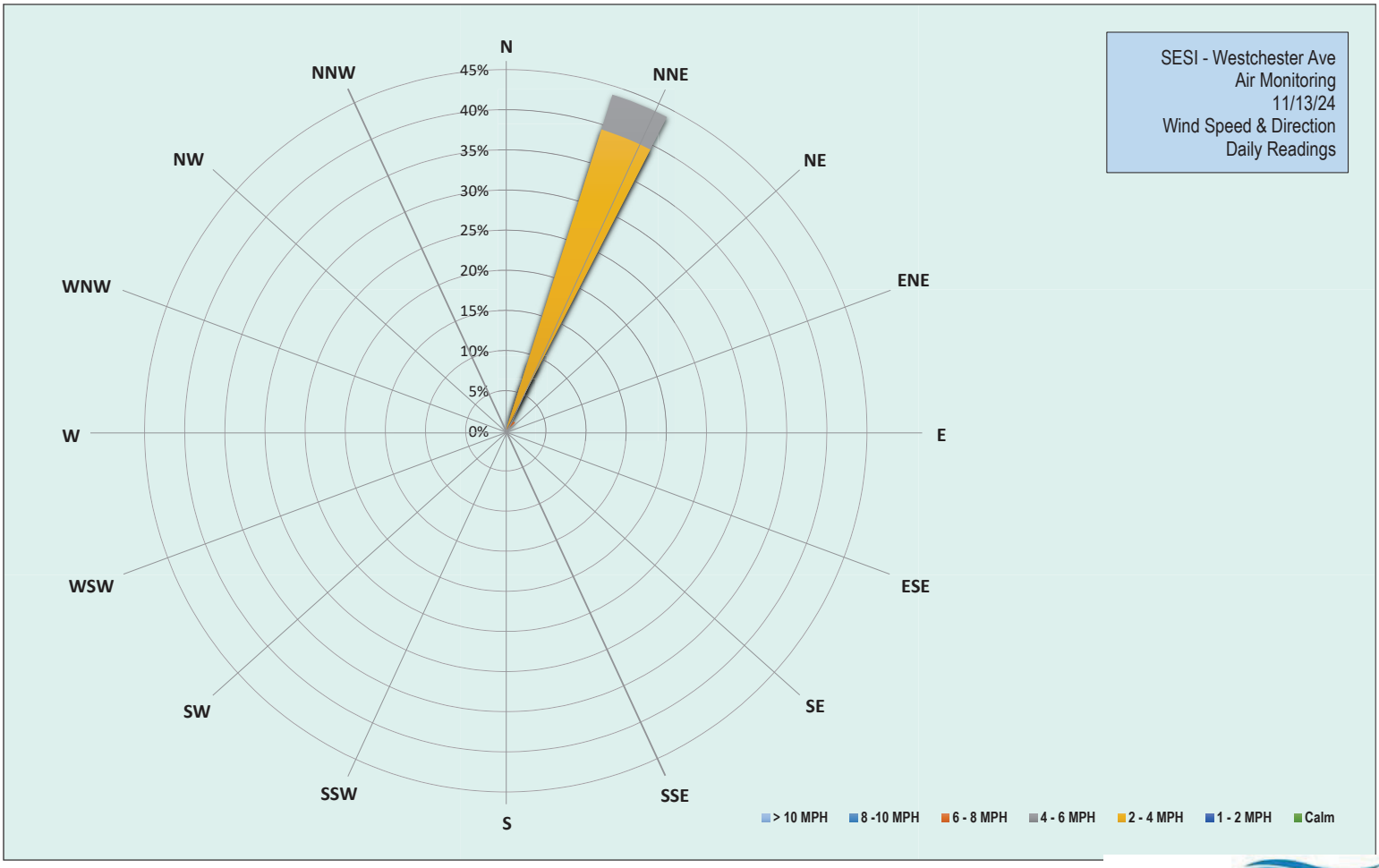

EMILCOTT
A Triumvirate Environmental Company

Grand Union Bowling Alley Site
BCP #360222
150 Westchester Avenue, Port Chester
November 13, 2024

Wednesday, November 13, 2024						
Number of Instances Where Downwind Particulates Exceeds Upwind Particulate + 150 =						0
Number of Comparable Data Points =						303
Start Time:						9:34
End Time:						14:59
PARTICULATE DATA						
Upwind			Downwind			Exceeds Particulate Alarm Limit
Time	Concentration (ug/m^3)	15-Min Avg Concentration (ug/m^3)	Time	Concentration (ug/m^3)	15-Min Avg Concentration (ug/m^3)	
9:34	6.8	-	9:34	-	-	-
9:35	5.0	-	9:35	-	-	-
9:36	4.5	-	9:36	-	-	-
9:37	2.8	-	9:37	-	-	-
9:38	2.5	-	9:38	-	-	-
9:39	3.0	-	9:39	-	-	-
9:40	3.0	-	9:40	3.5	-	-
9:41	2.8	-	9:41	-	-	-
9:42	3.0	-	9:42	1.0	-	-
9:43	3.0	-	9:43	1.5	-	-
9:44	3.0	-	9:44	2.5	-	-
9:45	2.5	-	9:45	1.8	-	-
9:46	4.3	-	9:46	4.8	-	-
9:47	3.3	-	9:47	4.5	-	-
9:48	2.8	-	9:48	5.0	-	-
9:49	3.5	3.3	9:49	5.8	-	-
9:50	12.0	3.7	9:50	4.5	-	-
9:51	15.5	4.5	9:51	15.8	-	-
9:52	7.8	4.8	9:52	35.3	-	-
9:53	3.5	4.9	9:53	12.3	-	-
9:54	3.0	4.9	9:54	6.3	-	-
9:55	3.0	4.9	9:55	17.0	-	-
9:56	3.8	4.9	9:56	10.5	-	-
9:57	3.0	4.9	9:57	8.5	9.1	-
9:58	3.5	5.0	9:58	9.5	9.6	-
9:59	3.0	5.0	9:59	10.8	10.1	-
10:00	3.0	5.0	10:00	11.3	10.8	-
10:01	3.0	4.9	10:01	11.0	11.2	-
10:02	2.8	4.9	10:02	12.8	11.7	-
10:03	2.5	4.9	10:03	11.8	12.2	-
10:04	2.5	4.8	10:04	9.3	12.4	-
10:05	3.3	4.2	10:05	13.5	13.0	-
10:06	2.8	3.4	10:06	12.8	12.8	-
10:07	5.8	3.2	10:07	12.0	11.3	-
10:08	8.3	3.5	10:08	18.3	11.7	-
10:09	12.3	4.2	10:09	14.8	12.2	-
10:10	7.5	4.5	10:10	11.3	11.9	-
10:11	5.8	4.6	10:11	17.8	12.3	-
10:12	20.5	5.8	10:12	16.3	12.9	-
10:13	4.0	5.8	10:13	14.5	13.2	-
10:14	3.3	5.8	10:14	20.0	13.8	-
10:15	11.0	6.3	10:15	19.3	14.3	-

Grand Union Bowling Alley Site
BCP #360222
150 Westchester Avenue, Port Chester
November 13, 2024

PARTICULATE DATA						
Upwind			Downwind			Exceeds Particulate Alarm Limit
Time	Concentration (ug/m^3)	15-Min Avg Concentration (ug/m^3)	Time	Concentration (ug/m^3)	15-Min Avg Concentration (ug/m^3)	
10:16	10.8	6.9	10:16	17.0	14.7	-
10:17	5.0	7.0	10:17	16.5	15.0	-
10:18	3.3	7.1	10:18	22.5	15.7	-
10:19	3.5	7.1	10:19	23.0	16.6	-
10:20	2.8	7.1	10:20	18.8	17.0	-
10:21	3.0	7.1	10:21	17.3	17.3	-
10:22	2.8	6.9	10:22	22.8	18.0	-
10:23	4.8	6.7	10:23	30.8	18.8	-
10:24	39.0	8.5	10:24	65.8	22.2	-
10:25	13.0	8.8	10:25	32.5	23.6	-
10:26	12.8	9.3	10:26	25.0	24.1	-
10:27	5.0	8.3	10:27	24.0	24.6	-
10:28	4.5	8.3	10:28	23.0	25.2	-
10:29	3.8	8.3	10:29	27.3	25.7	-
10:30	17.5	8.8	10:30	26.8	26.2	-
10:31	2.8	8.2	10:31	21.8	26.5	-
10:32	3.3	8.1	10:32	21.5	26.8	-
10:33	4.5	8.2	10:33	31.5	27.4	-
10:34	3.0	8.2	10:34	24.5	27.5	-
10:35	3.0	8.2	10:35	24.8	27.9	-
10:36	3.0	8.2	10:36	27.5	28.6	-
10:37	3.5	8.2	10:37	22.3	28.6	-
10:38	3.3	8.1	10:38	25.3	28.2	-
10:39	2.8	5.7	10:39	29.3	25.8	-
10:40	2.8	5.0	10:40	28.8	25.5	-
10:41	3.0	4.4	10:41	25.5	25.6	-
10:42	4.0	4.3	10:42	35.0	26.3	-
10:43	4.0	4.3	10:43	26.5	26.5	-
10:44	2.8	4.2	10:44	27.3	26.5	-
10:45	4.8	3.4	10:45	26.5	26.5	-
10:46	2.5	3.3	10:46	26.8	26.9	-
10:47	8.5	3.7	10:47	29.0	27.4	-
10:48	3.3	3.6	10:48	27.5	27.1	-
10:49	3.3	3.6	10:49	30.3	27.5	-
10:50	3.0	3.6	10:50	29.5	27.8	-
10:51	2.5	3.6	10:51	28.8	27.9	-
10:52	3.0	3.6	10:52	28.8	28.3	-
10:53	4.3	3.6	10:53	33.0	28.8	-
10:54	3.0	3.6	10:54	34.0	29.1	-
10:55	2.8	3.6	10:55	31.5	29.3	-
10:56	3.3	3.7	10:56	31.5	29.7	-
10:57	2.8	3.6	10:57	36.0	29.8	-
10:58	3.3	3.5	10:58	34.0	30.3	-
10:59	3.0	3.5	10:59	36.0	30.9	-
11:00	4.0	3.5	11:00	31.3	31.2	-
11:01	3.3	3.5	11:01	32.8	31.6	-
11:02	2.8	3.2	11:02	39.0	32.3	-
11:03	3.3	3.2	11:03	39.3	33.0	-

Grand Union Bowling Alley Site
BCP #360222
150 Westchester Avenue, Port Chester
November 13, 2024

PARTICULATE DATA						
Upwind			Downwind			Exceeds Particulate Alarm Limit
Time	Concentration (ug/m^3)	15-Min Avg Concentration (ug/m^3)	Time	Concentration (ug/m^3)	15-Min Avg Concentration (ug/m^3)	
11:04	3.3	3.2	11:04	39.0	33.6	-
11:05	3.0	3.2	11:05	36.5	34.1	-
11:06	3.8	3.2	11:06	40.0	34.8	-
11:07	2.8	3.2	11:07	37.8	35.4	-
11:08	3.0	3.1	11:08	38.5	35.8	-
11:09	3.3	3.2	11:09	35.5	35.9	-
11:10	4.3	3.3	11:10	41.8	36.6	-
11:11	4.0	3.3	11:11	42.8	37.3	-
11:12	3.3	3.3	11:12	37.0	37.4	-
11:13	2.5	3.3	11:13	37.3	37.6	-
11:14	3.5	3.3	11:14	39.5	37.9	-
11:15	3.0	3.3	11:15	37.8	38.3	-
11:16	3.5	3.3	11:16	41.0	38.8	-
11:17	3.8	3.3	11:17	48.3	39.5	-
11:18	3.5	3.4	11:18	43.5	39.7	-
11:19	3.5	3.4	11:19	43.3	40.0	-
11:20	3.3	3.4	11:20	41.0	40.3	-
11:21	3.8	3.4	11:21	38.8	40.2	-
11:22	4.3	3.5	11:22	45.8	40.8	-
11:23	5.8	3.7	11:23	47.0	41.3	-
11:24	4.8	3.8	11:24	43.5	41.9	-
11:25	4.3	3.8	11:25	43.5	42.0	-
11:26	3.0	3.7	11:26	53.8	42.7	-
11:27	2.8	3.7	11:27	42.0	43.1	-
11:28	4.5	3.8	11:28	42.5	43.4	-
11:29	3.0	3.8	11:29	41.5	43.5	-
11:30	2.8	3.8	11:30	45.5	44.1	-
11:31	3.0	3.7	11:31	45.8	44.4	-
11:32	3.3	3.7	11:32	48.5	44.4	-
11:33	3.8	3.7	11:33	44.3	44.4	-
11:34	5.3	3.8	11:34	42.3	44.4	-
11:35	4.3	3.9	11:35	44.5	44.6	-
11:36	4.0	3.9	11:36	49.0	45.3	-
11:37	3.0	3.8	11:37	47.3	45.4	-
11:38	3.0	3.6	11:38	44.5	45.2	-
11:39	4.0	3.6	11:39	47.0	45.5	-
11:40	3.5	3.5	11:40	44.0	45.5	-
11:41	3.0	3.5	11:41	44.3	44.9	-
11:42	3.3	3.6	11:42	43.8	45.0	-
11:43	3.8	3.5	11:43	43.8	45.1	-
11:44	4.0	3.6	11:44	49.5	45.6	-
11:45	5.8	3.8	11:45	53.0	46.1	-
11:46	5.8	4.0	11:46	51.8	46.5	-
11:47	6.8	4.2	11:47	45.5	46.3	-
11:48	3.5	4.2	11:48	50.5	46.7	-
11:49	3.0	4.0	11:49	46.0	47.0	-
11:50	3.0	4.0	11:50	49.8	47.3	-
11:51	3.0	3.9	11:51	50.5	47.4	-

Grand Union Bowling Alley Site
BCP #360222
150 Westchester Avenue, Port Chester
November 13, 2024

PARTICULATE DATA						
Upwind			Downwind			Exceeds Particulate Alarm Limit
Time	Concentration (ug/m^3)	15-Min Avg Concentration (ug/m^3)	Time	Concentration (ug/m^3)	15-Min Avg Concentration (ug/m^3)	
11:52	3.0	3.9	11:52	47.8	47.4	-
11:53	3.5	3.9	11:53	45.5	47.5	-
11:54	3.0	3.9	11:54	47.3	47.5	-
11:55	3.8	3.9	11:55	46.5	47.7	-
11:56	3.3	3.9	11:56	45.8	47.8	-
11:57	3.8	3.9	11:57	49.0	48.1	-
11:58	4.5	4.0	11:58	49.3	48.5	-
11:59	4.0	4.0	11:59	48.5	48.4	-
12:00	3.8	3.8	12:00	47.0	48.0	-
12:01	15.5	4.5	12:01	48.5	47.8	-
12:02	4.5	4.3	12:02	50.5	48.2	-
12:03	5.8	4.5	12:03	47.0	47.9	-
12:04	3.0	4.5	12:04	56.0	48.6	-
12:05	3.3	4.5	12:05	51.3	48.7	-
12:06	3.5	4.5	12:06	55.8	49.0	-
12:07	3.8	4.6	12:07	53.0	49.4	-
12:08	4.5	4.7	12:08	53.8	49.9	-
12:09	3.5	4.7	12:09	62.3	50.9	-
12:10	4.8	4.8	12:10	61.0	51.9	-
12:11	3.0	4.7	12:11	55.0	52.5	-
12:12	4.3	4.8	12:12	51.3	52.7	-
12:13	3.0	4.7	12:13	52.8	52.9	-
12:14	4.5	4.7	12:14	50.3	53.0	-
12:15	4.0	4.7	12:15	53.5	53.5	-
12:16	4.0	4.0	12:16	54.3	53.8	-
12:17	3.5	3.9	12:17	50.5	53.8	-
12:18	3.3	3.7	12:18	53.0	54.2	-
12:19	3.8	3.8	12:19	53.5	54.1	-
12:20	3.8	3.8	12:20	55.3	54.3	-
12:21	3.8	3.8	12:21	57.5	54.5	-
12:22	6.3	4.0	12:22	55.3	54.6	-
12:23	15.5	4.7	12:23	62.5	55.2	-
12:24	9.8	5.1	12:24	54.0	54.6	-
12:25	27.3	6.6	12:25	67.3	55.1	-
12:26	16.5	7.5	12:26	87.3	57.2	-
12:27	5.0	7.6	12:27	62.0	57.9	-
12:28	3.0	7.6	12:28	58.0	58.3	-
12:29	4.0	7.6	12:29	53.8	58.5	-
12:30	3.5	7.5	12:30	52.3	58.4	-
12:31	3.8	7.5	12:31	52.5	58.3	-
12:32	4.3	7.6	12:32	57.0	58.7	-
12:33	5.5	7.7	12:33	54.5	58.8	-
12:34	4.8	7.8	12:34	52.8	58.8	-
12:35	3.8	7.8	12:35	55.8	58.8	-
12:36	4.0	7.8	12:36	53.5	58.6	-
12:37	4.0	7.6	12:37	59.5	58.8	-
12:38	4.5	6.9	12:38	53.0	58.2	-
12:39	3.5	6.5	12:39	56.0	58.3	-

Grand Union Bowling Alley Site
BCP #360222
150 Westchester Avenue, Port Chester
November 13, 2024

PARTICULATE DATA						
Upwind			Downwind			Exceeds Particulate Alarm Limit
Time	Concentration (ug/m^3)	15-Min Avg Concentration (ug/m^3)	Time	Concentration (ug/m^3)	15-Min Avg Concentration (ug/m^3)	
12:40	4.0	4.9	12:40	54.8	57.5	-
12:41	3.0	4.0	12:41	53.3	55.2	-
12:42	4.8	4.0	12:42	54.8	54.8	-
12:43	3.0	4.0	12:43	52.0	54.4	-
12:44	3.3	4.0	12:44	54.3	54.4	-
12:45	3.0	3.9	12:45	56.0	54.6	-
12:46	2.8	3.9	12:46	54.8	54.8	-
12:47	2.8	3.8	12:47	54.0	54.6	-
12:48	2.8	3.6	12:48	52.5	54.5	-
12:49	2.3	3.4	12:49	53.5	54.5	-
12:50	3.0	3.4	12:50	52.0	54.3	-
12:51	3.0	3.3	12:51	54.5	54.3	-
12:52	3.0	3.2	12:52	53.5	53.9	-
12:53	2.5	3.1	12:53	54.5	54.0	-
12:54	2.5	3.0	12:54	57.8	54.1	-
12:55	2.3	2.9	12:55	54.3	54.1	-
12:56	2.8	2.9	12:56	55.0	54.2	-
12:57	3.0	2.8	12:57	57.3	54.4	-
12:58	2.5	2.8	12:58	58.0	54.8	-
12:59	3.3	2.8	12:59	53.5	54.7	-
13:00	2.3	2.7	13:00	52.3	54.5	-
13:01	3.5	2.8	13:01	53.0	54.4	-
13:02	3.0	2.8	13:02	55.0	54.4	-
13:03	4.0	2.9	13:03	56.0	54.7	-
13:04	2.8	2.9	13:04	54.8	54.8	-
13:05	2.3	2.8	13:05	57.3	55.1	-
13:06	2.3	2.8	13:06	56.8	55.3	-
13:07	3.5	2.8	13:07	54.8	55.3	-
13:08	2.8	2.8	13:08	55.3	55.4	-
13:09	5.8	3.1	13:09	56.3	55.3	-
13:10	4.8	3.2	13:10	55.3	55.4	-
13:11	2.8	3.2	13:11	55.5	55.4	-
13:12	2.5	3.2	13:12	54.5	55.2	-
13:13	6.5	3.5	13:13	60.0	55.3	-
13:14	3.5	3.5	13:14	60.0	55.8	-
13:15	4.0	3.6	13:15	61.0	56.4	-
13:16	4.3	3.6	13:16	55.8	56.5	-
13:17	2.5	3.6	13:17	56.3	56.6	-
13:18	3.8	3.6	13:18	58.8	56.8	-
13:19	2.3	3.6	13:19	63.5	57.4	-
13:20	3.5	3.6	13:20	64.5	57.9	-
13:21	3.0	3.7	13:21	77.8	59.3	-
13:22	5.0	3.8	13:22	78.5	60.9	-
13:23	2.3	3.8	13:23	58.0	61.0	-
13:24	10.3	4.1	13:24	56.0	61.0	-
13:25	5.5	4.1	13:25	60.5	61.4	-
13:26	3.3	4.1	13:26	63.3	61.9	-
13:27	6.0	4.4	13:27	88.5	64.2	-

Grand Union Bowling Alley Site
BCP #360222
150 Westchester Avenue, Port Chester
November 13, 2024

PARTICULATE DATA						
Upwind			Downwind			Exceeds Particulate Alarm Limit
Time	Concentration (ug/m^3)	15-Min Avg Concentration (ug/m^3)	Time	Concentration (ug/m^3)	15-Min Avg Concentration (ug/m^3)	
13:28	7.3	4.4	13:28	58.5	64.1	-
13:29	5.3	4.5	13:29	62.8	64.2	-
13:30	3.0	4.5	13:30	65.5	64.5	-
13:31	13.0	5.1	13:31	88.3	66.7	-
13:32	7.5	5.4	13:32	61.5	67.1	-
13:33	3.8	5.4	13:33	61.8	67.3	-
13:34	4.0	5.5	13:34	55.8	66.7	-
13:35	4.8	5.6	13:35	70.3	67.1	-
13:36	4.3	5.7	13:36	57.8	65.8	-
13:37	3.0	5.5	13:37	60.3	64.6	-
13:38	3.3	5.6	13:38	57.0	64.5	-
13:39	3.0	5.1	13:39	56.3	64.5	-
13:40	3.0	5.0	13:40	55.5	64.2	-
13:41	10.0	5.4	13:41	58.8	63.9	-
13:42	12.0	5.8	13:42	60.8	62.0	-
13:43	14.0	6.3	13:43	58.5	62.0	-
13:44	16.3	7.0	13:44	59.3	61.8	-
13:45	11.5	7.6	13:45	63.5	61.7	-
13:46	2.0	6.8	13:46	59.0	59.7	-
13:47	2.8	6.5	13:47	57.3	59.4	-
13:48	2.3	6.4	13:48	56.5	59.1	-
13:49	2.3	6.3	13:49	60.0	59.4	-
13:50	3.5	6.2	13:50	61.8	58.8	-
13:51	3.5	6.2	13:51	59.8	58.9	-
13:52	2.5	6.1	13:52	57.3	58.7	-
13:53	2.0	6.0	13:53	58.8	58.9	-
13:54	2.3	6.0	13:54	59.3	59.1	-
13:55	4.8	6.1	13:55	56.0	59.1	-
13:56	9.3	6.1	13:56	57.3	59.0	-
13:57	9.8	5.9	13:57	58.0	58.8	-
13:58	7.3	5.5	13:58	55.5	58.6	-
13:59	9.0	5.0	13:59	55.3	58.3	-
14:00	4.8	4.5	14:00	55.5	57.8	-
14:01	8.3	4.9	14:01	57.0	57.7	-
14:02	4.8	5.1	14:02	57.8	57.7	-
14:03	3.5	5.2	14:03	58.3	57.8	-
14:04	2.8	5.2	14:04	60.8	57.9	-
14:05	2.8	5.1	14:05	61.0	57.8	-
14:06	3.5	5.1	14:06	55.8	57.6	-
14:07	5.0	5.3	14:07	59.3	57.7	-
14:08	4.5	5.5	14:08	62.0	57.9	-
14:09	7.8	5.8	14:09	60.8	58.0	-
14:10	27.0	7.3	14:10	111.8	61.7	-
14:11	9.3	7.3	14:11	66.8	62.4	-
14:12	4.5	7.0	14:12	56.8	62.3	-
14:13	5.0	6.8	14:13	57.8	62.4	-
14:14	4.0	6.5	14:14	62.3	62.9	-
14:15	4.3	6.5	14:15	58.8	63.1	-

Grand Union Bowling Alley Site
BCP #360222
150 Westchester Avenue, Port Chester
November 13, 2024

PARTICULATE DATA						
Upwind			Downwind			Exceeds Particulate Alarm Limit
Time	Concentration (ug/m^3)	15-Min Avg Concentration (ug/m^3)	Time	Concentration (ug/m^3)	15-Min Avg Concentration (ug/m^3)	
14:16	3.3	6.1	14:16	54.8	63.0	-
14:17	17.0	6.9	14:17	59.0	63.0	-
14:18	23.8	8.3	14:18	69.5	63.8	-
14:19	12.5	8.9	14:19	59.5	63.7	-
14:20	3.0	9.0	14:20	59.3	63.6	-
14:21	3.5	9.0	14:21	55.0	63.5	-
14:22	3.3	8.8	14:22	55.3	63.3	-
14:23	3.3	8.8	14:23	57.0	62.9	-
14:24	6.0	8.6	14:24	57.3	62.7	-
14:25	7.0	7.3	14:25	61.0	59.3	-
14:26	3.8	6.9	14:26	68.3	59.4	-
14:27	8.0	7.2	14:27	97.3	62.1	-
14:28	4.3	7.1	14:28	63.0	62.5	-
14:29	8.3	7.4	14:29	60.5	62.4	-
14:30	6.3	7.5	14:30	57.0	62.2	-
14:31	3.5	7.6	14:31	61.3	62.7	-
14:32	5.8	6.8	14:32	56.8	62.5	-
14:33	4.5	5.5	14:33	55.3	61.6	-
14:34	5.8	5.1	14:34	57.8	61.5	-
14:35	6.3	5.3	14:35	58.5	61.4	-
14:36	10.0	5.7	14:36	91.8	63.9	-
14:37	5.5	5.9	14:37	55.8	63.9	-
14:38	6.3	6.1	14:38	56.8	63.9	-
14:39	4.0	5.9	14:39	65.5	64.4	-
14:40	3.8	5.7	14:40	55.0	64.0	-
14:41	5.0	5.8	14:41	61.3	63.6	-
14:42	12.3	6.1	14:42	62.5	61.2	-
14:43	8.8	6.4	14:43	62.5	61.2	-
14:44	3.3	6.1	14:44	54.3	60.8	-
14:45	3.0	5.8	14:45	55.3	60.7	-
14:46	4.0	5.9	14:46	56.0	60.3	-
14:47	3.8	5.7	14:47	57.3	60.4	-
14:48	7.5	5.9	14:48	57.3	60.5	-
14:49	7.0	6.0	14:49	67.8	61.2	-
14:50	3.8	5.9	14:50	58.3	61.1	-
14:51	4.0	5.5	14:51	53.8	58.6	-
14:52	5.5	5.5	14:52	53.5	58.5	-
14:53	3.0	5.2	14:53	54.5	58.3	-
14:54	3.3	5.2	14:54	55.8	57.7	-
14:55	9.0	5.5	14:55	56.5	57.8	-
14:56	22.5	6.7	14:56	54.3	57.3	-
14:57	9.3	6.5	14:57	63.3	57.3	-
14:58	10.3	6.6	14:58	74.0	58.1	-
14:59	8.8	7.0	14:59	57.0	58.3	-

Grand Union Bowling Alley Site
BCP #360222
150 Westchester Avenue, Port Chester
November 13, 2024

Wednesday, November 13, 2024						
Number of Instances Where Downwind VOCs Exceeds Upwind VOCs + 5 =						0
Number of Comparable Data Points =						310
Start Time:						9:34
End Time:						14:59
PID DATA						
Upwind			Downwind			Exceeds VOC Alarm Limit
Time	Concentration (ppm)	15-Min Avg Concentration (ppm)	Time	Concentration (ppm)	15-Min Avg Concentration (ppm)	
9:34	0.0	-	9:34	-	-	-
9:35	0.0	-	9:35	0.0	-	-
9:36	0.0	-	9:36	0.0	-	-
9:37	0.0	-	9:37	0.0	-	-
9:38	0.0	-	9:38	0.0	-	-
9:39	0.0	-	9:39	0.0	-	-
9:40	0.0	-	9:40	0.0	-	-
9:41	0.0	-	9:41	0.0	-	-
9:42	0.0	-	9:42	0.0	-	-
9:43	0.0	-	9:43	0.0	-	-
9:44	0.0	-	9:44	0.0	-	-
9:45	0.0	-	9:45	0.0	-	-
9:46	0.0	-	9:46	0.0	-	-
9:47	0.0	-	9:47	0.0	-	-
9:48	0.0	-	9:48	0.0	-	-
9:49	0.0	0.0	9:49	0.0	-	-
9:50	0.0	0.0	9:50	0.0	0.0	-
9:51	0.0	0.0	9:51	0.0	0.0	-
9:52	0.0	0.0	9:52	0.0	0.0	-
9:53	0.0	0.0	9:53	0.0	0.0	-
9:54	0.0	0.0	9:54	0.0	0.0	-
9:55	0.0	0.0	9:55	0.0	0.0	-
9:56	0.0	0.0	9:56	0.0	0.0	-
9:57	0.0	0.0	9:57	0.0	0.0	-
9:58	0.0	0.0	9:58	0.0	0.0	-
9:59	0.0	0.0	9:59	0.0	0.0	-
10:00	0.0	0.0	10:00	0.0	0.0	-
10:01	0.0	0.0	10:01	0.0	0.0	-
10:02	0.0	0.0	10:02	0.0	0.0	-
10:03	0.0	0.0	10:03	0.0	0.0	-
10:04	0.0	0.0	10:04	0.0	0.0	-
10:05	0.0	0.0	10:05	0.0	0.0	-
10:06	0.0	0.0	10:06	0.0	0.0	-
10:07	0.0	0.0	10:07	0.0	0.0	-
10:08	0.0	0.0	10:08	0.0	0.0	-
10:09	0.0	0.0	10:09	0.0	0.0	-
10:10	0.0	0.0	10:10	0.0	0.0	-
10:11	0.0	0.0	10:11	0.0	0.0	-
10:12	0.0	0.0	10:12	0.0	0.0	-
10:13	0.0	0.0	10:13	0.0	0.0	-
10:14	0.0	0.0	10:14	0.0	0.0	-
10:15	0.0	0.0	10:15	0.0	0.0	-
10:16	0.0	0.0	10:16	0.0	0.0	-

Grand Union Bowling Alley Site
BCP #360222
150 Westchester Avenue, Port Chester
November 13, 2024

PID DATA						
Upwind			Downwind			
Time	Concentration (ppm)	15-Min Avg Concentration (ppm)	Time	Concentration (ppm)	15-Min Avg Concentration (ppm)	Exceeds VOC Alarm Limit
10:17	0.0	0.0	10:17	0.0	0.0	-
10:18	0.0	0.0	10:18	0.0	0.0	-
10:19	0.0	0.0	10:19	0.0	0.0	-
10:20	0.0	0.0	10:20	0.0	0.0	-
10:21	0.0	0.0	10:21	0.0	0.0	-
10:22	0.0	0.0	10:22	0.0	0.0	-
10:23	0.0	0.0	10:23	0.0	0.0	-
10:24	0.0	0.0	10:24	0.0	0.0	-
10:25	0.0	0.0	10:25	0.0	0.0	-
10:26	0.0	0.0	10:26	0.0	0.0	-
10:27	0.0	0.0	10:27	0.0	0.0	-
10:28	0.0	0.0	10:28	0.0	0.0	-
10:29	0.0	0.0	10:29	0.0	0.0	-
10:30	0.0	0.0	10:30	0.0	0.0	-
10:31	0.0	0.0	10:31	0.0	0.0	-
10:32	0.0	0.0	10:32	0.0	0.0	-
10:33	0.0	0.0	10:33	0.0	0.0	-
10:34	0.0	0.0	10:34	0.0	0.0	-
10:35	0.0	0.0	10:35	0.0	0.0	-
10:36	0.0	0.0	10:36	0.0	0.0	-
10:37	0.0	0.0	10:37	0.0	0.0	-
10:38	0.0	0.0	10:38	0.0	0.0	-
10:39	0.0	0.0	10:39	0.0	0.0	-
10:40	0.0	0.0	10:40	0.0	0.0	-
10:41	0.0	0.0	10:41	0.0	0.0	-
10:42	0.0	0.0	10:42	0.0	0.0	-
10:43	0.0	0.0	10:43	0.0	0.0	-
10:44	0.0	0.0	10:44	0.0	0.0	-
10:45	0.0	0.0	10:45	0.0	0.0	-
10:46	0.0	0.0	10:46	0.0	0.0	-
10:47	0.0	0.0	10:47	0.0	0.0	-
10:48	0.0	0.0	10:48	0.0	0.0	-
10:49	0.0	0.0	10:49	0.0	0.0	-
10:50	0.0	0.0	10:50	0.0	0.0	-
10:51	0.0	0.0	10:51	0.0	0.0	-
10:52	0.0	0.0	10:52	0.0	0.0	-
10:53	0.0	0.0	10:53	0.0	0.0	-
10:54	0.0	0.0	10:54	0.0	0.0	-
10:55	0.0	0.0	10:55	0.0	0.0	-
10:56	0.0	0.0	10:56	0.0	0.0	-
10:57	0.0	0.0	10:57	0.0	0.0	-
10:58	0.0	0.0	10:58	0.0	0.0	-
10:59	0.0	0.0	10:59	0.0	0.0	-
11:00	0.0	0.0	11:00	0.0	0.0	-
11:01	0.0	0.0	11:01	0.0	0.0	-
11:02	0.0	0.0	11:02	0.0	0.0	-
11:03	0.0	0.0	11:03	0.0	0.0	-
11:04	0.0	0.0	11:04	0.0	0.0	-
11:05	0.0	0.0	11:05	0.0	0.0	-

Grand Union Bowling Alley Site
BCP #360222
150 Westchester Avenue, Port Chester
November 13, 2024

PID DATA						
Upwind			Downwind			
Time	Concentration (ppm)	15-Min Avg Concentration (ppm)	Time	Concentration (ppm)	15-Min Avg Concentration (ppm)	Exceeds VOC Alarm Limit
11:06	0.0	0.0	11:06	0.0	0.0	-
11:07	0.0	0.0	11:07	0.0	0.0	-
11:08	0.0	0.0	11:08	0.0	0.0	-
11:09	0.0	0.0	11:09	0.0	0.0	-
11:10	0.0	0.0	11:10	0.0	0.0	-
11:11	0.0	0.0	11:11	0.0	0.0	-
11:12	0.0	0.0	11:12	0.0	0.0	-
11:13	0.0	0.0	11:13	0.0	0.0	-
11:14	0.0	0.0	11:14	0.0	0.0	-
11:15	0.0	0.0	11:15	0.0	0.0	-
11:16	0.0	0.0	11:16	0.0	0.0	-
11:17	0.0	0.0	11:17	0.0	0.0	-
11:18	0.0	0.0	11:18	0.0	0.0	-
11:19	0.0	0.0	11:19	0.0	0.0	-
11:20	0.0	0.0	11:20	0.0	0.0	-
11:21	0.0	0.0	11:21	0.0	0.0	-
11:22	0.0	0.0	11:22	0.0	0.0	-
11:23	0.0	0.0	11:23	0.0	0.0	-
11:24	0.0	0.0	11:24	0.0	0.0	-
11:25	0.0	0.0	11:25	0.0	0.0	-
11:26	0.0	0.0	11:26	0.0	0.0	-
11:27	0.0	0.0	11:27	0.0	0.0	-
11:28	0.0	0.0	11:28	0.0	0.0	-
11:29	0.0	0.0	11:29	0.0	0.0	-
11:30	0.0	0.0	11:30	0.0	0.0	-
11:31	0.0	0.0	11:31	0.0	0.0	-
11:32	0.0	0.0	11:32	0.0	0.0	-
11:33	0.0	0.0	11:33	0.0	0.0	-
11:34	0.0	0.0	11:34	0.0	0.0	-
11:35	0.0	0.0	11:35	0.0	0.0	-
11:36	0.0	0.0	11:36	0.0	0.0	-
11:37	0.0	0.0	11:37	0.0	0.0	-
11:38	0.0	0.0	11:38	0.0	0.0	-
11:39	0.0	0.0	11:39	0.0	0.0	-
11:40	0.0	0.0	11:40	0.0	0.0	-
11:41	0.0	0.0	11:41	0.0	0.0	-
11:42	0.0	0.0	11:42	0.0	0.0	-
11:43	0.0	0.0	11:43	0.0	0.0	-
11:44	0.0	0.0	11:44	0.0	0.0	-
11:45	0.0	0.0	11:45	0.0	0.0	-
11:46	0.0	0.0	11:46	0.0	0.0	-
11:47	0.0	0.0	11:47	0.0	0.0	-
11:48	0.0	0.0	11:48	0.0	0.0	-
11:49	0.0	0.0	11:49	0.0	0.0	-
11:50	0.0	0.0	11:50	0.0	0.0	-
11:51	0.0	0.0	11:51	0.0	0.0	-
11:52	0.0	0.0	11:52	0.0	0.0	-
11:53	0.0	0.0	11:53	0.0	0.0	-
11:54	0.0	0.0	11:54	0.0	0.0	-

Grand Union Bowling Alley Site
BCP #360222
150 Westchester Avenue, Port Chester
November 13, 2024

PID DATA						
Upwind			Downwind			
Time	Concentration (ppm)	15-Min Avg Concentration (ppm)	Time	Concentration (ppm)	15-Min Avg Concentration (ppm)	Exceeds VOC Alarm Limit
11:55	0.0	0.0	11:55	0.0	0.0	-
11:56	0.0	0.0	11:56	0.0	0.0	-
11:57	0.0	0.0	11:57	0.0	0.0	-
11:58	0.0	0.0	11:58	0.0	0.0	-
11:59	0.0	0.0	11:59	0.0	0.0	-
12:00	0.0	0.0	12:00	0.0	0.0	-
12:01	0.0	0.0	12:01	0.0	0.0	-
12:02	0.0	0.0	12:02	0.0	0.0	-
12:03	0.0	0.0	12:03	0.0	0.0	-
12:04	0.0	0.0	12:04	0.0	0.0	-
12:05	0.0	0.0	12:05	0.0	0.0	-
12:06	0.0	0.0	12:06	0.0	0.0	-
12:07	0.0	0.0	12:07	0.0	0.0	-
12:08	0.0	0.0	12:08	0.0	0.0	-
12:09	0.0	0.0	12:09	0.0	0.0	-
12:10	0.0	0.0	12:10	0.0	0.0	-
12:11	0.0	0.0	12:11	0.0	0.0	-
12:12	0.0	0.0	12:12	0.0	0.0	-
12:13	0.0	0.0	12:13	0.0	0.0	-
12:14	0.0	0.0	12:14	0.0	0.0	-
12:15	0.0	0.0	12:15	0.0	0.0	-
12:16	0.0	0.0	12:16	0.0	0.0	-
12:17	0.0	0.0	12:17	0.0	0.0	-
12:18	0.0	0.0	12:18	0.0	0.0	-
12:19	0.0	0.0	12:19	0.0	0.0	-
12:20	0.0	0.0	12:20	0.0	0.0	-
12:21	0.0	0.0	12:21	0.0	0.0	-
12:22	0.0	0.0	12:22	0.0	0.0	-
12:23	0.0	0.0	12:23	0.0	0.0	-
12:24	0.0	0.0	12:24	0.0	0.0	-
12:25	0.0	0.0	12:25	0.0	0.0	-
12:26	0.0	0.0	12:26	0.0	0.0	-
12:27	0.0	0.0	12:27	0.0	0.0	-
12:28	0.0	0.0	12:28	0.0	0.0	-
12:29	0.0	0.0	12:29	0.0	0.0	-
12:30	0.0	0.0	12:30	0.0	0.0	-
12:31	0.0	0.0	12:31	0.0	0.0	-
12:32	0.0	0.0	12:32	0.0	0.0	-
12:33	0.0	0.0	12:33	0.0	0.0	-
12:34	0.0	0.0	12:34	0.0	0.0	-
12:35	0.0	0.0	12:35	0.0	0.0	-
12:36	0.0	0.0	12:36	0.0	0.0	-
12:37	0.0	0.0	12:37	0.0	0.0	-
12:38	0.0	0.0	12:38	0.0	0.0	-
12:39	0.0	0.0	12:39	0.0	0.0	-
12:40	0.0	0.0	12:40	0.0	0.0	-
12:41	0.0	0.0	12:41	0.0	0.0	-
12:42	0.0	0.0	12:42	0.0	0.0	-
12:43	0.0	0.0	12:43	0.0	0.0	-

Grand Union Bowling Alley Site
BCP #360222
150 Westchester Avenue, Port Chester
November 13, 2024

PID DATA						
Upwind			Downwind			
Time	Concentration (ppm)	15-Min Avg Concentration (ppm)	Time	Concentration (ppm)	15-Min Avg Concentration (ppm)	Exceeds VOC Alarm Limit
12:44	0.0	0.0	12:44	0.0	0.0	-
12:45	0.0	0.0	12:45	0.0	0.0	-
12:46	0.0	0.0	12:46	0.0	0.0	-
12:47	0.0	0.0	12:47	0.0	0.0	-
12:48	0.0	0.0	12:48	0.0	0.0	-
12:49	0.0	0.0	12:49	0.0	0.0	-
12:50	0.0	0.0	12:50	0.0	0.0	-
12:51	0.0	0.0	12:51	0.0	0.0	-
12:52	0.0	0.0	12:52	0.0	0.0	-
12:53	0.0	0.0	12:53	0.0	0.0	-
12:54	0.0	0.0	12:54	0.0	0.0	-
12:55	0.0	0.0	12:55	0.0	0.0	-
12:56	0.0	0.0	12:56	0.0	0.0	-
12:57	0.0	0.0	12:57	0.0	0.0	-
12:58	0.0	0.0	12:58	0.0	0.0	-
12:59	0.0	0.0	12:59	0.0	0.0	-
13:00	0.0	0.0	13:00	0.0	0.0	-
13:01	0.0	0.0	13:01	0.0	0.0	-
13:02	0.0	0.0	13:02	0.0	0.0	-
13:03	0.0	0.0	13:03	0.0	0.0	-
13:04	0.0	0.0	13:04	0.0	0.0	-
13:05	0.0	0.0	13:05	0.0	0.0	-
13:06	0.0	0.0	13:06	0.0	0.0	-
13:07	0.0	0.0	13:07	0.0	0.0	-
13:08	0.0	0.0	13:08	0.0	0.0	-
13:09	0.0	0.0	13:09	0.0	0.0	-
13:10	0.0	0.0	13:10	0.0	0.0	-
13:11	0.0	0.0	13:11	0.0	0.0	-
13:12	0.0	0.0	13:12	0.0	0.0	-
13:13	0.0	0.0	13:13	0.0	0.0	-
13:14	0.0	0.0	13:14	0.0	0.0	-
13:15	0.0	0.0	13:15	0.0	0.0	-
13:16	0.0	0.0	13:16	0.0	0.0	-
13:17	0.0	0.0	13:17	0.0	0.0	-
13:18	0.0	0.0	13:18	0.0	0.0	-
13:19	0.0	0.0	13:19	0.0	0.0	-
13:20	0.0	0.0	13:20	0.0	0.0	-
13:21	0.0	0.0	13:21	0.0	0.0	-
13:22	0.0	0.0	13:22	0.0	0.0	-
13:23	0.0	0.0	13:23	0.0	0.0	-
13:24	0.0	0.0	13:24	0.0	0.0	-
13:25	0.0	0.0	13:25	0.0	0.0	-
13:26	0.0	0.0	13:26	0.0	0.0	-
13:27	0.0	0.0	13:27	0.0	0.0	-
13:28	0.0	0.0	13:28	0.0	0.0	-
13:29	0.0	0.0	13:29	0.0	0.0	-
13:30	0.0	0.0	13:30	0.0	0.0	-
13:31	0.0	0.0	13:31	0.0	0.0	-
13:32	0.0	0.0	13:32	0.0	0.0	-

Grand Union Bowling Alley Site
BCP #360222
150 Westchester Avenue, Port Chester
November 13, 2024

PID DATA						
Upwind			Downwind			
Time	Concentration (ppm)	15-Min Avg Concentration (ppm)	Time	Concentration (ppm)	15-Min Avg Concentration (ppm)	Exceeds VOC Alarm Limit
13:33	0.0	0.0	13:33	0.0	0.0	-
13:34	0.0	0.0	13:34	0.0	0.0	-
13:35	0.0	0.0	13:35	0.0	0.0	-
13:36	0.0	0.0	13:36	0.0	0.0	-
13:37	0.0	0.0	13:37	0.0	0.0	-
13:38	0.0	0.0	13:38	0.0	0.0	-
13:39	0.0	0.0	13:39	0.0	0.0	-
13:40	0.0	0.0	13:40	0.0	0.0	-
13:41	0.0	0.0	13:41	0.0	0.0	-
13:42	0.0	0.0	13:42	0.0	0.0	-
13:43	0.0	0.0	13:43	0.0	0.0	-
13:44	0.0	0.0	13:44	0.0	0.0	-
13:45	0.0	0.0	13:45	0.0	0.0	-
13:46	0.0	0.0	13:46	0.0	0.0	-
13:47	0.0	0.0	13:47	0.0	0.0	-
13:48	0.0	0.0	13:48	0.0	0.0	-
13:49	0.0	0.0	13:49	0.0	0.0	-
13:50	0.0	0.0	13:50	0.0	0.0	-
13:51	0.0	0.0	13:51	0.0	0.0	-
13:52	0.0	0.0	13:52	0.0	0.0	-
13:53	0.0	0.0	13:53	0.0	0.0	-
13:54	0.0	0.0	13:54	0.0	0.0	-
13:55	0.0	0.0	13:55	0.0	0.0	-
13:56	0.0	0.0	13:56	0.0	0.0	-
13:57	0.0	0.0	13:57	0.0	0.0	-
13:58	0.0	0.0	13:58	0.0	0.0	-
13:59	0.0	0.0	13:59	0.0	0.0	-
14:00	0.0	0.0	14:00	0.0	0.0	-
14:01	0.0	0.0	14:01	0.0	0.0	-
14:02	0.0	0.0	14:02	0.0	0.0	-
14:03	0.0	0.0	14:03	0.0	0.0	-
14:04	0.0	0.0	14:04	0.0	0.0	-
14:05	0.0	0.0	14:05	0.0	0.0	-
14:06	0.0	0.0	14:06	0.0	0.0	-
14:07	0.0	0.0	14:07	0.0	0.0	-
14:08	0.0	0.0	14:08	0.0	0.0	-
14:09	0.0	0.0	14:09	0.0	0.0	-
14:10	0.0	0.0	14:10	0.0	0.0	-
14:11	0.0	0.0	14:11	0.0	0.0	-
14:12	0.0	0.0	14:12	0.0	0.0	-
14:13	0.0	0.0	14:13	0.0	0.0	-
14:14	0.0	0.0	14:14	0.0	0.0	-
14:15	0.0	0.0	14:15	0.0	0.0	-
14:16	0.0	0.0	14:16	0.0	0.0	-
14:17	0.0	0.0	14:17	0.0	0.0	-
14:18	0.0	0.0	14:18	0.0	0.0	-
14:19	0.0	0.0	14:19	0.0	0.0	-
14:20	0.0	0.0	14:20	0.0	0.0	-
14:21	0.0	0.0	14:21	0.0	0.0	-

Grand Union Bowling Alley Site
BCP #360222
150 Westchester Avenue, Port Chester
November 13, 2024

PID DATA						
Upwind			Downwind			
Time	Concentration (ppm)	15-Min Avg Concentration (ppm)	Time	Concentration (ppm)	15-Min Avg Concentration (ppm)	Exceeds VOC Alarm Limit
14:22	0.0	0.0	14:22	0.0	0.0	-
14:23	0.0	0.0	14:23	0.0	0.0	-
14:24	0.0	0.0	14:24	0.0	0.0	-
14:25	0.0	0.0	14:25	0.0	0.0	-
14:26	0.0	0.0	14:26	0.0	0.0	-
14:27	0.0	0.0	14:27	0.0	0.0	-
14:28	0.0	0.0	14:28	0.0	0.0	-
14:29	0.0	0.0	14:29	0.0	0.0	-
14:30	0.0	0.0	14:30	0.0	0.0	-
14:31	0.0	0.0	14:31	0.0	0.0	-
14:32	0.0	0.0	14:32	0.0	0.0	-
14:33	0.0	0.0	14:33	0.0	0.0	-
14:34	0.0	0.0	14:34	0.0	0.0	-
14:35	0.0	0.0	14:35	0.0	0.0	-
14:36	0.0	0.0	14:36	0.0	0.0	-
14:37	0.0	0.0	14:37	0.0	0.0	-
14:38	0.0	0.0	14:38	0.0	0.0	-
14:39	0.0	0.0	14:39	0.0	0.0	-
14:40	0.0	0.0	14:40	0.0	0.0	-
14:41	0.0	0.0	14:41	0.0	0.0	-
14:42	0.0	0.0	14:42	0.0	0.0	-
14:43	0.0	0.0	14:43	0.0	0.0	-
14:44	0.0	0.0	14:44	0.0	0.0	-
14:45	0.0	0.0	14:45	0.0	0.0	-
14:46	0.0	0.0	14:46	0.0	0.0	-
14:47	0.0	0.0	14:47	0.0	0.0	-
14:48	0.0	0.0	14:48	0.0	0.0	-
14:49	0.0	0.0	14:49	0.0	0.0	-
14:50	0.0	0.0	14:50	0.0	0.0	-
14:51	0.0	0.0	14:51	0.0	0.0	-
14:52	0.0	0.0	14:52	0.0	0.0	-
14:53	0.0	0.0	14:53	0.0	0.0	-
14:54	0.0	0.0	14:54	0.0	0.0	-
14:55	0.0	0.0	14:55	0.0	0.0	-
14:56	0.0	0.0	14:56	0.0	0.0	-
14:57	0.0	0.0	14:57	0.0	0.0	-
14:58	0.0	0.0	14:58	0.0	0.0	-
14:59	0.0	0.0	14:59	0.0	0.0	-

SESI CONSULTING ENGINEERS

959 US-46 Floor 3, Suite 300 - Parsippany-Troy Hills, NJ

DAILY AIR MONITORING REPORT
150 Westchester Avenue
Port Chester, New York

11/14/2024

Rev. No. 0 | Page 1 of 2

Project Number: 11895A

Dust Action Level: 150 µg/m^3

VOC Action Level: 5 ppm

Weather Data Range for Work Day		Wind Direction	ENE	Relative Humidity (%)	48.0 - 67.0	Daily Rain Total (in)	0.00	Readings in the summary table and graphs below are the reported downwind concentrations.
Temperature (°F)	41.0 - 46.0	Wind Speed (MPH)	1.7 - 8.1	Barometer (inHg)	30.30 - 30.40	Avg. Dew Point Temp (°F)	30.5	

Station Location	Daily Avg. Dust Concentration (µg/m^3)	Max 15-Min Dust Concentration (µg/m^3)	Time of Max Dust Reading	Daily Avg. VOC Concentration (ppm)	Max 15-Min VOC Concentration (ppm)	Time of Max VOC Reading
Upwind	39.6	45.6	13:14	0.0	0.0	10:03
Downwind	5.7	9.0	11:54	0.0	0.0	10:05

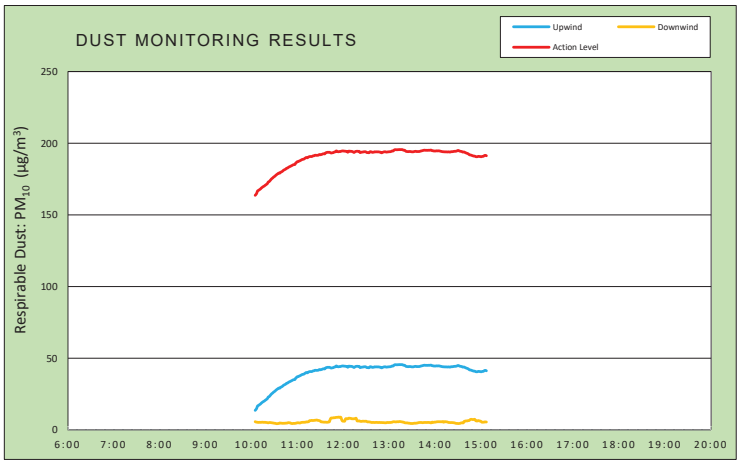

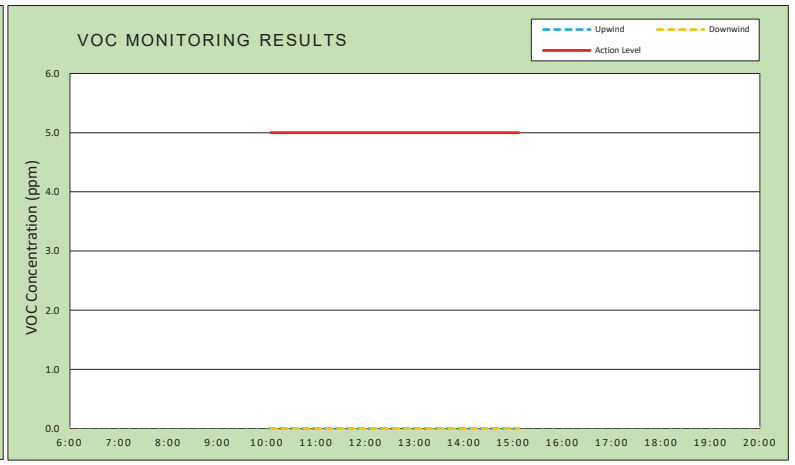

Air Monitoring Notes:

Weather Notes:

EMILCOTT
A Triumvirate Environmental Company

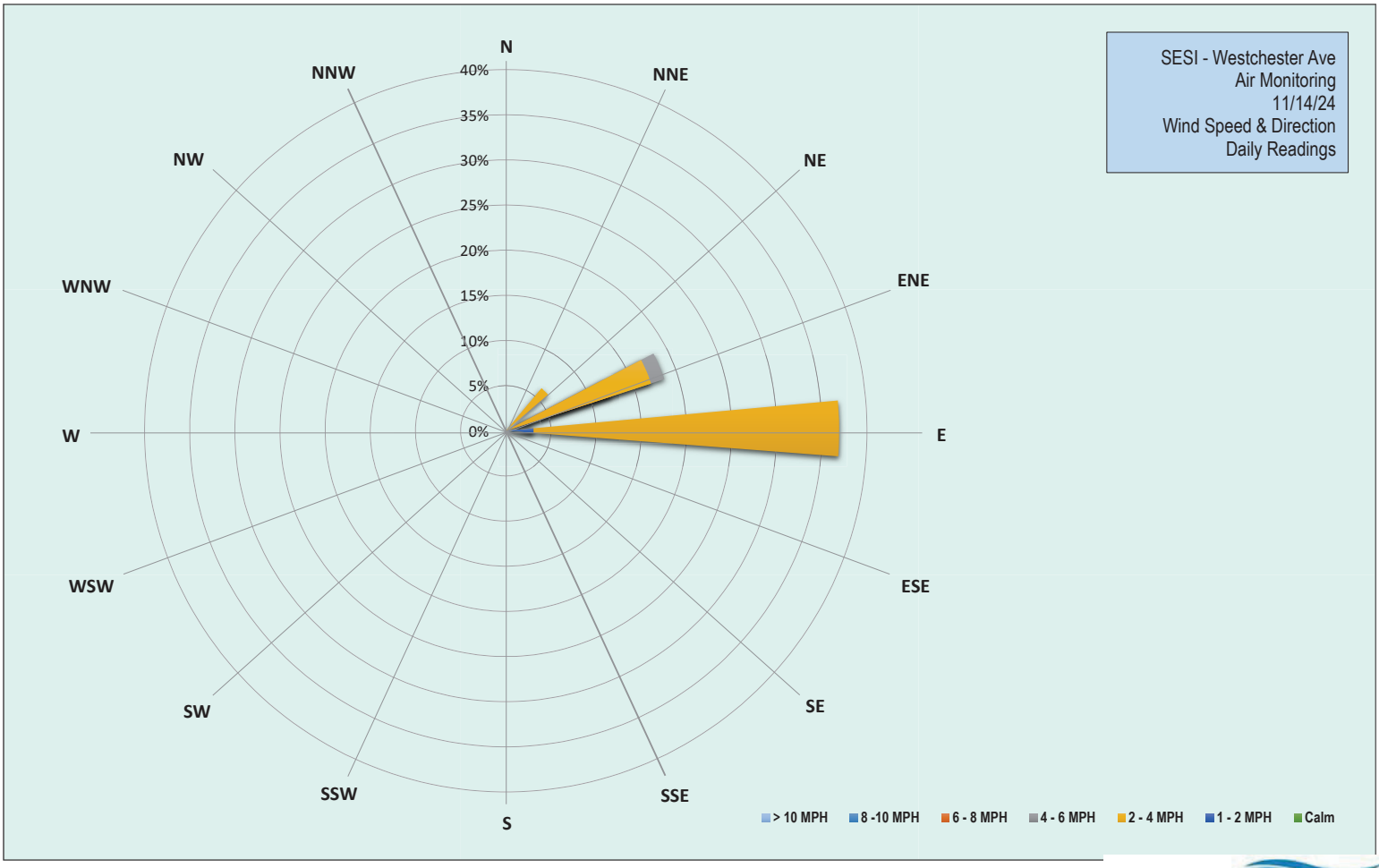

EMILCOTT
A Triumvirate Environmental Company

Grand Union Bowling Alley Site
BCP #360222
150 Westchester Avenue, Port Chester
November 14, 2024

Thursday, November 14, 2024						
Number of Instances Where Downwind Particulates Exceeds Upwind Particulate + 150 =						0
Number of Comparable Data Points =						303
Start Time:						9:50
End Time:						15:07
PARTICULATE DATA						
Upwind			Downwind			Exceeds Particulate Alarm Limit
Time	Concentration (ug/m^3)	15-Min Avg Concentration (ug/m^3)	Time	Concentration (ug/m^3)	15-Min Avg Concentration (ug/m^3)	
9:50	6.3	-	9:50	6.3	-	-
9:51	8.8	-	9:51	8.8	-	-
9:52	6.3	-	9:52	6.3	-	-
9:53	0.0	-	9:53	6.3	-	-
9:54	12.3	-	9:54	5.5	-	-
9:55	13.8	-	9:55	5.0	-	-
9:56	14.0	-	9:56	5.8	-	-
9:57	15.0	-	9:57	6.8	-	-
9:58	14.0	-	9:58	5.8	-	-
9:59	15.0	-	9:59	4.8	-	-
10:00	16.3	-	10:00	5.0	-	-
10:01	19.0	-	10:01	6.3	-	-
10:02	18.8	-	10:02	6.3	-	-
10:03	16.8	-	10:03	5.0	-	-
10:04	17.3	-	10:04	5.3	-	-
10:05	18.0	13.7	10:05	4.3	5.8	-
10:06	17.8	14.3	10:06	5.3	5.6	-
10:07	18.8	15.1	10:07	4.8	5.5	-
10:08	22.5	16.6	10:08	4.8	5.4	-
10:09	18.5	17.0	10:09	4.5	5.3	-
10:10	19.0	17.4	10:10	5.3	5.3	-
10:11	20.0	17.8	10:11	6.3	5.3	-
10:12	20.8	18.2	10:12	6.3	5.3	-
10:13	22.5	18.7	10:13	6.3	5.3	-
10:14	21.3	19.1	10:14	5.5	5.4	-
10:15	22.8	19.6	10:15	5.3	5.4	-
10:16	23.8	19.9	10:16	4.8	5.3	-
10:17	23.3	20.2	10:17	6.5	5.3	-
10:18	23.8	20.7	10:18	5.3	5.3	-
10:19	22.8	21.0	10:19	3.8	5.2	-
10:20	24.3	21.4	10:20	3.8	5.2	-
10:21	24.5	21.9	10:21	3.8	5.1	-
10:22	34.3	22.9	10:22	2.8	5.0	-
10:23	25.8	23.1	10:23	7.0	5.1	-
10:24	26.3	23.7	10:24	5.8	5.2	-
10:25	28.5	24.3	10:25	4.5	5.2	-
10:26	29.5	24.9	10:26	5.0	5.1	-
10:27	28.3	25.4	10:27	5.0	5.0	-
10:28	28.8	25.8	10:28	5.0	4.9	-
10:29	29.3	26.4	10:29	4.3	4.8	-
10:30	28.5	26.8	10:30	3.3	4.7	-
10:31	29.3	27.1	10:31	4.3	4.7	-

Grand Union Bowling Alley Site
BCP #360222
150 Westchester Avenue, Port Chester
November 14, 2024

PARTICULATE DATA						
Upwind			Downwind			Exceeds Particulate Alarm Limit
Time	Concentration (ug/m^3)	15-Min Avg Concentration (ug/m^3)	Time	Concentration (ug/m^3)	15-Min Avg Concentration (ug/m^3)	
10:32	31.8	27.7	10:32	4.3	4.5	-
10:33	30.0	28.1	10:33	3.5	4.4	-
10:34	28.8	28.5	10:34	4.0	4.4	-
10:35	30.0	28.9	10:35	5.0	4.5	-
10:36	30.0	29.3	10:36	4.5	4.5	-
10:37	31.8	29.1	10:37	7.8	4.9	-
10:38	33.5	29.6	10:38	5.5	4.8	-
10:39	31.8	30.0	10:39	5.5	4.8	-
10:40	32.3	30.2	10:40	3.3	4.7	-
10:41	35.8	30.6	10:41	4.5	4.6	-
10:42	35.8	31.1	10:42	5.3	4.7	-
10:43	33.5	31.5	10:43	5.3	4.7	-
10:44	33.0	31.7	10:44	4.5	4.7	-
10:45	33.5	32.0	10:45	4.3	4.8	-
10:46	36.8	32.5	10:46	4.8	4.8	-
10:47	33.5	32.7	10:47	5.3	4.9	-
10:48	35.5	33.0	10:48	6.5	5.1	-
10:49	34.5	33.4	10:49	4.3	5.1	-
10:50	33.5	33.6	10:50	3.5	5.0	-
10:51	34.3	33.9	10:51	3.3	4.9	-
10:52	35.8	34.2	10:52	3.0	4.6	-
10:53	37.5	34.5	10:53	4.5	4.5	-
10:54	36.5	34.8	10:54	5.0	4.5	-
10:55	36.0	35.0	10:55	5.0	4.6	-
10:56	37.3	35.1	10:56	4.3	4.6	-
10:57	37.3	35.2	10:57	5.5	4.6	-
10:58	48.5	36.2	10:58	7.0	4.7	-
10:59	38.5	36.6	10:59	6.3	4.8	-
11:00	42.0	37.2	11:00	7.0	5.0	-
11:01	37.0	37.2	11:01	4.5	5.0	-
11:02	38.0	37.5	11:02	5.3	5.0	-
11:03	38.8	37.7	11:03	4.8	4.9	-
11:04	38.8	38.0	11:04	5.0	4.9	-
11:05	37.8	38.3	11:05	7.5	5.2	-
11:06	39.0	38.6	11:06	4.5	5.3	-
11:07	38.8	38.8	11:07	4.0	5.3	-
11:08	38.8	38.9	11:08	4.5	5.3	-
11:09	40.0	39.1	11:09	5.3	5.4	-
11:10	42.3	39.5	11:10	5.5	5.4	-
11:11	42.3	39.8	11:11	5.5	5.5	-
11:12	41.3	40.1	11:12	8.3	5.7	-
11:13	43.8	39.8	11:13	6.0	5.6	-
11:14	44.0	40.2	11:14	8.0	5.7	-
11:15	47.0	40.5	11:15	8.5	5.8	-
11:16	39.8	40.7	11:16	14.5	6.5	-
11:17	39.3	40.8	11:17	5.3	6.5	-
11:18	38.3	40.7	11:18	6.5	6.6	-
11:19	39.3	40.8	11:19	6.5	6.7	-

Grand Union Bowling Alley Site
BCP #360222
150 Westchester Avenue, Port Chester
November 14, 2024

PARTICULATE DATA						
Upwind			Downwind			Exceeds Particulate Alarm Limit
Time	Concentration (ug/m^3)	15-Min Avg Concentration (ug/m^3)	Time	Concentration (ug/m^3)	15-Min Avg Concentration (ug/m^3)	
11:20	41.8	41.0	11:20	5.8	6.6	-
11:21	42.3	41.2	11:21	5.3	6.6	-
11:22	39.5	41.3	11:22	4.5	6.7	-
11:23	43.5	41.6	11:23	6.3	6.8	-
11:24	40.3	41.6	11:24	5.5	6.8	-
11:25	41.5	41.6	11:25	7.3	6.9	-
11:26	42.5	41.6	11:26	4.8	6.9	-
11:27	42.0	41.6	11:27	5.3	6.7	-
11:28	46.0	41.8	11:28	5.5	6.6	-
11:29	50.0	42.2	11:29	5.5	6.5	-
11:30	43.8	42.0	11:30	5.0	6.2	-
11:31	41.5	42.1	11:31	6.3	5.7	-
11:32	41.3	42.2	11:32	5.0	5.7	-
11:33	42.0	42.5	11:33	5.3	5.6	-
11:34	42.0	42.7	11:34	5.3	5.5	-
11:35	41.5	42.6	11:35	5.3	5.5	-
11:36	42.0	42.6	11:36	5.0	5.4	-
11:37	49.3	43.3	11:37	4.8	5.5	-
11:38	46.5	43.5	11:38	5.3	5.4	-
11:39	43.0	43.7	11:39	5.3	5.4	-
11:40	42.0	43.7	11:40	8.0	5.4	-
11:41	42.3	43.7	11:41	7.0	5.6	-
11:42	42.5	43.7	11:42	7.8	5.7	-
11:43	42.8	43.5	11:43	29.8	7.4	-
11:44	46.3	43.2	11:44	18.8	8.2	-
11:45	43.8	43.2	11:45	6.8	8.4	-
11:46	44.0	43.4	11:46	6.5	8.4	-
11:47	42.0	43.5	11:47	6.3	8.5	-
11:48	46.5	43.8	11:48	7.0	8.6	-
11:49	45.3	44.0	11:49	4.5	8.5	-
11:50	43.0	44.1	11:50	7.8	8.7	-
11:51	51.0	44.7	11:51	6.5	8.8	-
11:52	44.5	44.4	11:52	5.0	8.8	-
11:53	43.0	44.1	11:53	6.0	8.9	-
11:54	42.3	44.1	11:54	7.3	9.0	-
11:55	44.8	44.3	11:55	5.0	8.8	-
11:56	41.3	44.2	11:56	9.0	8.9	-
11:57	45.3	44.4	11:57	5.8	8.8	-
11:58	45.0	44.5	11:58	5.5	7.2	-
11:59	47.8	44.6	11:59	5.0	6.3	-
12:00	43.8	44.6	12:00	5.0	6.1	-
12:01	42.5	44.5	12:01	6.3	6.1	-
12:02	41.5	44.5	12:02	6.5	6.1	-
12:03	45.5	44.4	12:03	31.0	7.7	-
12:04	43.5	44.3	12:04	6.8	7.9	-
12:05	43.3	44.3	12:05	6.8	7.8	-
12:06	41.8	43.7	12:06	5.5	7.8	-
12:07	55.8	44.5	12:07	11.0	8.2	-

Grand Union Bowling Alley Site
BCP #360222
150 Westchester Avenue, Port Chester
November 14, 2024

PARTICULATE DATA						
Upwind			Downwind			Exceeds Particulate Alarm Limit
Time	Concentration (ug/m^3)	15-Min Avg Concentration (ug/m^3)	Time	Concentration (ug/m^3)	15-Min Avg Concentration (ug/m^3)	
12:08	42.8	44.4	12:08	6.8	8.2	-
12:09	42.5	44.5	12:09	5.5	8.1	-
12:10	42.5	44.3	12:10	5.0	8.1	-
12:11	42.3	44.4	12:11	5.3	7.8	-
12:12	42.0	44.2	12:12	5.3	7.8	-
12:13	41.8	43.9	12:13	5.3	7.8	-
12:14	42.0	43.6	12:14	5.3	7.8	-
12:15	48.5	43.9	12:15	6.0	7.9	-
12:16	47.8	44.2	12:16	9.5	8.1	-
12:17	43.5	44.4	12:17	7.3	8.1	-
12:18	46.3	44.4	12:18	4.5	6.4	-
12:19	43.3	44.4	12:19	5.5	6.3	-
12:20	42.0	44.3	12:20	6.3	6.3	-
12:21	42.3	44.3	12:21	6.8	6.3	-
12:22	42.8	43.5	12:22	7.3	6.1	-
12:23	46.8	43.7	12:23	5.3	6.0	-
12:24	42.8	43.8	12:24	5.3	6.0	-
12:25	44.0	43.9	12:25	6.8	6.1	-
12:26	43.0	43.9	12:26	5.5	6.1	-
12:27	44.3	44.1	12:27	5.0	6.1	-
12:28	42.0	44.1	12:28	4.8	6.1	-
12:29	42.3	44.1	12:29	5.5	6.1	-
12:30	44.8	43.8	12:30	6.3	6.1	-
12:31	42.5	43.5	12:31	5.5	5.8	-
12:32	43.8	43.5	12:32	4.0	5.6	-
12:33	44.8	43.4	12:33	5.5	5.7	-
12:34	44.3	43.5	12:34	4.5	5.6	-
12:35	51.5	44.1	12:35	5.0	5.5	-
12:36	41.3	44.0	12:36	5.0	5.4	-
12:37	41.3	43.9	12:37	4.5	5.2	-
12:38	42.5	43.7	12:38	5.3	5.2	-
12:39	44.0	43.7	12:39	6.5	5.3	-
12:40	44.5	43.8	12:40	5.5	5.2	-
12:41	47.0	44.0	12:41	5.3	5.2	-
12:42	43.5	44.0	12:42	5.5	5.2	-
12:43	42.0	44.0	12:43	5.5	5.3	-
12:44	43.0	44.0	12:44	5.3	5.3	-
12:45	43.8	44.0	12:45	5.5	5.2	-
12:46	43.0	44.0	12:46	5.0	5.2	-
12:47	42.5	43.9	12:47	5.3	5.3	-
12:48	42.5	43.8	12:48	4.3	5.2	-
12:49	43.8	43.7	12:49	4.5	5.2	-
12:50	44.8	43.3	12:50	5.0	5.2	-
12:51	45.3	43.6	12:51	4.3	5.1	-
12:52	44.3	43.8	12:52	4.5	5.1	-
12:53	45.5	44.0	12:53	4.8	5.1	-
12:54	45.3	44.0	12:54	5.5	5.0	-
12:55	44.8	44.1	12:55	5.3	5.0	-

Grand Union Bowling Alley Site
BCP #360222
150 Westchester Avenue, Port Chester
November 14, 2024

PARTICULATE DATA						
Upwind			Downwind			Exceeds Particulate Alarm Limit
Time	Concentration (ug/m^3)	15-Min Avg Concentration (ug/m^3)	Time	Concentration (ug/m^3)	15-Min Avg Concentration (ug/m^3)	
12:56	44.3	43.9	12:56	5.3	5.0	-
12:57	43.3	43.9	12:57	8.0	5.2	-
12:58	43.5	44.0	12:58	6.0	5.2	-
12:59	43.8	44.0	12:59	4.8	5.2	-
13:00	44.8	44.1	13:00	5.8	5.2	-
13:01	43.5	44.1	13:01	5.5	5.2	-
13:02	43.3	44.2	13:02	5.0	5.2	-
13:03	46.3	44.4	13:03	6.3	5.4	-
13:04	47.3	44.6	13:04	5.5	5.4	-
13:05	43.3	44.5	13:05	8.8	5.7	-
13:06	51.8	45.0	13:06	5.3	5.7	-
13:07	50.8	45.4	13:07	4.0	5.7	-
13:08	47.3	45.5	13:08	4.0	5.7	-
13:09	44.8	45.5	13:09	4.8	5.6	-
13:10	44.5	45.5	13:10	7.3	5.7	-
13:11	44.5	45.5	13:11	5.5	5.8	-
13:12	44.3	45.6	13:12	7.0	5.7	-
13:13	43.3	45.5	13:13	8.5	5.9	-
13:14	45.0	45.6	13:14	4.8	5.9	-
13:15	43.8	45.6	13:15	5.0	5.8	-
13:16	43.8	45.6	13:16	3.5	5.7	-
13:17	43.3	45.6	13:17	4.3	5.6	-
13:18	43.0	45.4	13:18	3.5	5.4	-
13:19	43.5	45.1	13:19	5.5	5.4	-
13:20	44.0	45.2	13:20	3.8	5.1	-
13:21	46.3	44.8	13:21	3.5	5.0	-
13:22	44.5	44.4	13:22	3.5	5.0	-
13:23	45.5	44.3	13:23	3.5	4.9	-
13:24	44.0	44.2	13:24	4.8	4.9	-
13:25	43.5	44.1	13:25	4.5	4.7	-
13:26	46.5	44.3	13:26	5.5	4.7	-
13:27	43.3	44.2	13:27	5.8	4.7	-
13:28	43.5	44.2	13:28	6.5	4.5	-
13:29	42.8	44.1	13:29	5.0	4.5	-
13:30	43.3	44.0	13:30	4.0	4.5	-
13:31	43.3	44.0	13:31	4.8	4.6	-
13:32	44.8	44.1	13:32	5.0	4.6	-
13:33	45.3	44.3	13:33	5.5	4.7	-
13:34	44.8	44.3	13:34	4.5	4.7	-
13:35	44.3	44.4	13:35	4.8	4.7	-
13:36	44.0	44.2	13:36	4.3	4.8	-
13:37	44.8	44.2	13:37	5.3	4.9	-
13:38	45.5	44.2	13:38	5.5	5.0	-
13:39	44.3	44.2	13:39	6.8	5.2	-
13:40	44.5	44.3	13:40	5.0	5.2	-
13:41	50.0	44.5	13:41	5.8	5.2	-
13:42	44.5	44.6	13:42	5.8	5.2	-
13:43	46.0	44.8	13:43	5.0	5.1	-

Grand Union Bowling Alley Site
BCP #360222
150 Westchester Avenue, Port Chester
November 14, 2024

PARTICULATE DATA						
Upwind			Downwind			Exceeds Particulate Alarm Limit
Time	Concentration (ug/m^3)	15-Min Avg Concentration (ug/m^3)	Time	Concentration (ug/m^3)	15-Min Avg Concentration (ug/m^3)	
13:44	44.8	44.9	13:44	4.5	5.1	-
13:45	45.3	45.1	13:45	5.5	5.2	-
13:46	45.0	45.2	13:46	5.3	5.2	-
13:47	43.5	45.1	13:47	5.3	5.2	-
13:48	45.3	45.1	13:48	5.3	5.2	-
13:49	44.5	45.1	13:49	4.3	5.2	-
13:50	44.0	45.1	13:50	5.3	5.2	-
13:51	44.5	45.1	13:51	4.8	5.3	-
13:52	45.3	45.1	13:52	4.5	5.2	-
13:53	45.0	45.1	13:53	5.0	5.2	-
13:54	46.0	45.2	13:54	4.3	5.0	-
13:55	44.0	45.2	13:55	4.3	5.0	-
13:56	44.8	44.8	13:56	13.5	5.5	-
13:57	44.5	44.8	13:57	3.5	5.3	-
13:58	43.3	44.6	13:58	4.0	5.3	-
13:59	44.3	44.6	13:59	7.8	5.5	-
14:00	45.0	44.6	14:00	4.8	5.4	-
14:01	45.5	44.6	14:01	6.8	5.5	-
14:02	45.0	44.7	14:02	7.0	5.7	-
14:03	44.3	44.7	14:03	6.3	5.7	-
14:04	45.3	44.7	14:04	4.5	5.7	-
14:05	43.8	44.7	14:05	5.5	5.8	-
14:06	43.3	44.6	14:06	4.5	5.7	-
14:07	42.8	44.4	14:07	4.5	5.7	-
14:08	43.5	44.3	14:08	4.3	5.7	-
14:09	43.8	44.2	14:09	5.5	5.8	-
14:10	42.8	44.1	14:10	5.0	5.8	-
14:11	44.3	44.1	14:11	6.5	5.4	-
14:12	43.5	44.0	14:12	8.0	5.7	-
14:13	43.5	44.0	14:13	6.5	5.8	-
14:14	43.5	44.0	14:14	5.3	5.7	-
14:15	45.3	44.0	14:15	5.3	5.7	-
14:16	44.5	43.9	14:16	4.8	5.6	-
14:17	45.5	44.0	14:17	4.0	5.4	-
14:18	45.0	44.0	14:18	4.0	5.2	-
14:19	43.3	43.9	14:19	4.5	5.2	-
14:20	44.5	43.9	14:20	4.5	5.1	-
14:21	46.3	44.1	14:21	5.0	5.2	-
14:22	42.5	44.1	14:22	4.0	5.1	-
14:23	44.3	44.2	14:23	4.0	5.1	-
14:24	45.3	44.3	14:24	4.5	5.1	-
14:25	44.3	44.4	14:25	4.0	5.0	-
14:26	44.8	44.4	14:26	4.0	4.8	-
14:27	43.8	44.4	14:27	5.3	4.6	-
14:28	45.8	44.6	14:28	5.3	4.6	-
14:29	46.5	44.8	14:29	5.3	4.6	-
14:30	48.5	45.0	14:30	4.0	4.5	-
14:31	42.0	44.8	14:31	5.0	4.5	-

Grand Union Bowling Alley Site
BCP #360222
150 Westchester Avenue, Port Chester
November 14, 2024

PARTICULATE DATA						
Upwind			Downwind			Exceeds Particulate Alarm Limit
Time	Concentration (ug/m^3)	15-Min Avg Concentration (ug/m^3)	Time	Concentration (ug/m^3)	15-Min Avg Concentration (ug/m^3)	
14:32	41.8	44.6	14:32	5.3	4.6	-
14:33	42.8	44.4	14:33	5.5	4.7	-
14:34	41.8	44.3	14:34	8.3	4.9	-
14:35	43.0	44.2	14:35	5.0	5.0	-
14:36	41.0	43.9	14:36	4.8	4.9	-
14:37	43.0	43.9	14:37	4.8	5.0	-
14:38	44.0	43.9	14:38	19.0	6.0	-
14:39	41.0	43.6	14:39	6.0	6.1	-
14:40	40.8	43.4	14:40	7.0	6.3	-
14:41	41.0	43.1	14:41	4.5	6.3	-
14:42	41.3	42.9	14:42	4.8	6.3	-
14:43	42.3	42.7	14:43	9.0	6.5	-
14:44	41.0	42.3	14:44	4.5	6.5	-
14:45	42.3	41.9	14:45	8.8	6.8	-
14:46	41.0	41.9	14:46	11.8	7.3	-
14:47	39.5	41.7	14:47	7.5	7.4	-
14:48	39.5	41.5	14:48	5.3	7.4	-
14:49	39.5	41.3	14:49	6.3	7.3	-
14:50	39.5	41.1	14:50	5.5	7.3	-
14:51	40.3	41.1	14:51	6.0	7.4	-
14:52	41.5	41.0	14:52	4.8	7.4	-
14:53	40.0	40.7	14:53	5.3	6.5	-
14:54	39.8	40.6	14:54	5.0	6.4	-
14:55	40.8	40.6	14:55	4.5	6.2	-
14:56	43.5	40.8	14:56	8.8	6.5	-
14:57	42.5	40.9	14:57	4.8	6.5	-
14:58	40.8	40.8	14:58	4.8	6.2	-
14:59	40.8	40.7	14:59	4.5	6.2	-
15:00	40.0	40.6	15:00	4.3	5.9	-
15:01	42.8	40.7	15:01	4.5	5.4	-
15:02	41.8	40.9	15:02	7.3	5.4	-
15:03	40.0	40.9	15:03	5.5	5.4	-
15:04	45.0	41.3	15:04	6.5	5.5	-
15:05	43.5	41.5	15:05	8.3	5.6	-
15:06	40.0	41.5	15:06	5.3	5.6	-
15:07	38.0	41.3	15:07	4.3	5.6	-

Grand Union Bowling Alley Site
BCP #360222
150 Westchester Avenue, Port Chester
November 14, 2024

Thursday, November 14, 2024						
					Number of Instances Where Downwind VOCs Exceeds Upwind VOCs + 5 =	0
					Number of Comparable Data Points =	303
					Start Time:	9:48
					End Time:	15:07
PID DATA						
Upwind			Downwind			
Time	Concentration (ppm)	15-Min Avg Concentration (ppm)	Time	Concentration (ppm)	15-Min Avg Concentration (ppm)	Exceeds VOC Alarm Limit
9:48	0.0	-	9:48	-	-	-
9:49	0.0	-	9:49	-	-	-
9:50	0.0	-	9:50	0.0	-	-
9:51	0.0	-	9:51	0.0	-	-
9:52	0.0	-	9:52	0.0	-	-
9:53	0.0	-	9:53	0.0	-	-
9:54	0.0	-	9:54	0.0	-	-
9:55	0.0	-	9:55	0.0	-	-
9:56	0.0	-	9:56	0.0	-	-
9:57	0.0	-	9:57	0.0	-	-
9:58	0.0	-	9:58	0.0	-	-
9:59	0.0	-	9:59	0.0	-	-
10:00	0.0	-	10:00	0.0	-	-
10:01	0.0	-	10:01	0.0	-	-
10:02	0.0	-	10:02	0.0	-	-
10:03	0.0	0.0	10:03	0.0	-	-
10:04	0.0	0.0	10:04	0.0	-	-
10:05	0.0	0.0	10:05	0.0	0.0	-
10:06	0.0	0.0	10:06	0.0	0.0	-
10:07	0.0	0.0	10:07	0.0	0.0	-
10:08	0.0	0.0	10:08	0.0	0.0	-
10:09	0.0	0.0	10:09	0.0	0.0	-
10:10	0.0	0.0	10:10	0.0	0.0	-
10:11	0.0	0.0	10:11	0.0	0.0	-
10:12	0.0	0.0	10:12	0.0	0.0	-
10:13	0.0	0.0	10:13	0.0	0.0	-
10:14	0.0	0.0	10:14	0.0	0.0	-
10:15	0.0	0.0	10:15	0.0	0.0	-
10:16	0.0	0.0	10:16	0.0	0.0	-
10:17	0.0	0.0	10:17	0.0	0.0	-
10:18	0.0	0.0	10:18	0.0	0.0	-
10:19	0.0	0.0	10:19	0.0	0.0	-
10:20	0.0	0.0	10:20	0.0	0.0	-
10:21	0.0	0.0	10:21	0.0	0.0	-
10:22	0.0	0.0	10:22	0.0	0.0	-
10:23	0.0	0.0	10:23	0.0	0.0	-
10:24	0.0	0.0	10:24	0.0	0.0	-
10:25	0.0	0.0	10:25	0.0	0.0	-
10:26	0.0	0.0	10:26	0.0	0.0	-
10:27	0.0	0.0	10:27	0.0	0.0	-
10:28	0.0	0.0	10:28	0.0	0.0	-
10:29	0.0	0.0	10:29	0.0	0.0	-
10:30	0.0	0.0	10:30	0.0	0.0	-

Grand Union Bowling Alley Site
BCP #360222
150 Westchester Avenue, Port Chester
November 14, 2024

PID DATA						
Upwind			Downwind			
Time	Concentration (ppm)	15-Min Avg Concentration (ppm)	Time	Concentration (ppm)	15-Min Avg Concentration (ppm)	Exceeds VOC Alarm Limit
10:31	0.0	0.0	10:31	0.0	0.0	-
10:32	0.0	0.0	10:32	0.0	0.0	-
10:33	0.0	0.0	10:33	0.0	0.0	-
10:34	0.0	0.0	10:34	0.0	0.0	-
10:35	0.0	0.0	10:35	0.0	0.0	-
10:36	0.0	0.0	10:36	0.0	0.0	-
10:37	0.0	0.0	10:37	0.0	0.0	-
10:38	0.0	0.0	10:38	0.0	0.0	-
10:39	0.0	0.0	10:39	0.0	0.0	-
10:40	0.0	0.0	10:40	0.0	0.0	-
10:41	0.0	0.0	10:41	0.0	0.0	-
10:42	0.0	0.0	10:42	0.0	0.0	-
10:43	0.0	0.0	10:43	0.0	0.0	-
10:44	0.0	0.0	10:44	0.0	0.0	-
10:45	0.0	0.0	10:45	0.0	0.0	-
10:46	0.0	0.0	10:46	0.0	0.0	-
10:47	0.0	0.0	10:47	0.0	0.0	-
10:48	0.0	0.0	10:48	0.0	0.0	-
10:49	0.0	0.0	10:49	0.0	0.0	-
10:50	0.0	0.0	10:50	0.0	0.0	-
10:51	0.0	0.0	10:51	0.0	0.0	-
10:52	0.0	0.0	10:52	0.0	0.0	-
10:53	0.0	0.0	10:53	0.0	0.0	-
10:54	0.0	0.0	10:54	0.0	0.0	-
10:55	0.0	0.0	10:55	0.0	0.0	-
10:56	0.0	0.0	10:56	0.0	0.0	-
10:57	0.0	0.0	10:57	0.0	0.0	-
10:58	0.0	0.0	10:58	0.0	0.0	-
10:59	0.0	0.0	10:59	0.0	0.0	-
11:00	0.0	0.0	11:00	0.0	0.0	-
11:01	0.0	0.0	11:01	0.0	0.0	-
11:02	0.0	0.0	11:02	0.0	0.0	-
11:03	0.0	0.0	11:03	0.0	0.0	-
11:04	0.0	0.0	11:04	0.0	0.0	-
11:05	0.0	0.0	11:05	0.0	0.0	-
11:06	0.0	0.0	11:06	0.0	0.0	-
11:07	0.0	0.0	11:07	0.0	0.0	-
11:08	0.0	0.0	11:08	0.0	0.0	-
11:09	0.0	0.0	11:09	0.0	0.0	-
11:10	0.0	0.0	11:10	0.0	0.0	-
11:11	0.0	0.0	11:11	0.0	0.0	-
11:12	0.0	0.0	11:12	0.0	0.0	-
11:13	0.0	0.0	11:13	0.0	0.0	-
11:14	0.0	0.0	11:14	0.0	0.0	-
11:15	0.0	0.0	11:15	0.0	0.0	-
11:16	0.0	0.0	11:16	0.0	0.0	-
11:17	0.0	0.0	11:17	0.0	0.0	-
11:18	0.0	0.0	11:18	0.0	0.0	-

Grand Union Bowling Alley Site
BCP #360222
150 Westchester Avenue, Port Chester
November 14, 2024

PID DATA						
Upwind			Downwind			
Time	Concentration (ppm)	15-Min Avg Concentration (ppm)	Time	Concentration (ppm)	15-Min Avg Concentration (ppm)	Exceeds VOC Alarm Limit
11:19	0.0	0.0	11:19	0.0	0.0	-
11:20	0.0	0.0	11:20	0.0	0.0	-
11:21	0.0	0.0	11:21	0.0	0.0	-
11:22	0.0	0.0	11:22	0.0	0.0	-
11:23	0.0	0.0	11:23	0.0	0.0	-
11:24	0.0	0.0	11:24	0.0	0.0	-
11:25	0.0	0.0	11:25	0.0	0.0	-
11:26	0.0	0.0	11:26	0.0	0.0	-
11:27	0.0	0.0	11:27	0.0	0.0	-
11:28	0.0	0.0	11:28	0.0	0.0	-
11:29	0.0	0.0	11:29	0.0	0.0	-
11:30	0.0	0.0	11:30	0.0	0.0	-
11:31	0.0	0.0	11:31	0.0	0.0	-
11:32	0.0	0.0	11:32	0.0	0.0	-
11:33	0.0	0.0	11:33	0.0	0.0	-
11:34	0.0	0.0	11:34	0.0	0.0	-
11:35	0.0	0.0	11:35	0.0	0.0	-
11:36	0.0	0.0	11:36	0.0	0.0	-
11:37	0.0	0.0	11:37	0.0	0.0	-
11:38	0.0	0.0	11:38	0.0	0.0	-
11:39	0.0	0.0	11:39	0.0	0.0	-
11:40	0.0	0.0	11:40	0.0	0.0	-
11:41	0.0	0.0	11:41	0.0	0.0	-
11:42	0.0	0.0	11:42	0.0	0.0	-
11:43	0.0	0.0	11:43	0.0	0.0	-
11:44	0.0	0.0	11:44	0.0	0.0	-
11:45	0.0	0.0	11:45	0.0	0.0	-
11:46	0.0	0.0	11:46	0.0	0.0	-
11:47	0.0	0.0	11:47	0.0	0.0	-
11:48	0.0	0.0	11:48	0.0	0.0	-
11:49	0.0	0.0	11:49	0.0	0.0	-
11:50	0.0	0.0	11:50	0.0	0.0	-
11:51	0.0	0.0	11:51	0.0	0.0	-
11:52	0.0	0.0	11:52	0.0	0.0	-
11:53	0.0	0.0	11:53	0.0	0.0	-
11:54	0.0	0.0	11:54	0.0	0.0	-
11:55	0.0	0.0	11:55	0.0	0.0	-
11:56	0.0	0.0	11:56	0.0	0.0	-
11:57	0.0	0.0	11:57	0.0	0.0	-
11:58	0.0	0.0	11:58	0.0	0.0	-
11:59	0.0	0.0	11:59	0.0	0.0	-
12:00	0.0	0.0	12:00	0.0	0.0	-
12:01	0.0	0.0	12:01	0.0	0.0	-
12:02	0.0	0.0	12:02	0.0	0.0	-
12:03	0.0	0.0	12:03	0.0	0.0	-
12:04	0.0	0.0	12:04	0.0	0.0	-
12:05	0.0	0.0	12:05	0.0	0.0	-
12:06	0.0	0.0	12:06	0.0	0.0	-

Grand Union Bowling Alley Site
BCP #360222
150 Westchester Avenue, Port Chester
November 14, 2024

PID DATA						
Upwind			Downwind			
Time	Concentration (ppm)	15-Min Avg Concentration (ppm)	Time	Concentration (ppm)	15-Min Avg Concentration (ppm)	Exceeds VOC Alarm Limit
12:07	0.0	0.0	12:07	0.0	0.0	-
12:08	0.0	0.0	12:08	0.0	0.0	-
12:09	0.0	0.0	12:09	0.0	0.0	-
12:10	0.0	0.0	12:10	0.0	0.0	-
12:11	0.0	0.0	12:11	0.0	0.0	-
12:12	0.0	0.0	12:12	0.0	0.0	-
12:13	0.0	0.0	12:13	0.0	0.0	-
12:14	0.0	0.0	12:14	0.0	0.0	-
12:15	0.0	0.0	12:15	0.0	0.0	-
12:16	0.0	0.0	12:16	0.0	0.0	-
12:17	0.0	0.0	12:17	0.0	0.0	-
12:18	0.0	0.0	12:18	0.0	0.0	-
12:19	0.0	0.0	12:19	0.0	0.0	-
12:20	0.0	0.0	12:20	0.0	0.0	-
12:21	0.0	0.0	12:21	0.0	0.0	-
12:22	0.0	0.0	12:22	0.0	0.0	-
12:23	0.0	0.0	12:23	0.0	0.0	-
12:24	0.0	0.0	12:24	0.0	0.0	-
12:25	0.0	0.0	12:25	0.0	0.0	-
12:26	0.0	0.0	12:26	0.0	0.0	-
12:27	0.0	0.0	12:27	0.0	0.0	-
12:28	0.0	0.0	12:28	0.0	0.0	-
12:29	0.0	0.0	12:29	0.0	0.0	-
12:30	0.0	0.0	12:30	0.0	0.0	-
12:31	0.0	0.0	12:31	0.0	0.0	-
12:32	0.0	0.0	12:32	0.0	0.0	-
12:33	0.0	0.0	12:33	0.0	0.0	-
12:34	0.0	0.0	12:34	0.0	0.0	-
12:35	0.0	0.0	12:35	0.0	0.0	-
12:36	0.0	0.0	12:36	0.0	0.0	-
12:37	0.0	0.0	12:37	0.0	0.0	-
12:38	0.0	0.0	12:38	0.0	0.0	-
12:39	0.0	0.0	12:39	0.0	0.0	-
12:40	0.0	0.0	12:40	0.0	0.0	-
12:41	0.0	0.0	12:41	0.0	0.0	-
12:42	0.0	0.0	12:42	0.0	0.0	-
12:43	0.0	0.0	12:43	0.0	0.0	-
12:44	0.0	0.0	12:44	0.0	0.0	-
12:45	0.0	0.0	12:45	0.0	0.0	-
12:46	0.0	0.0	12:46	0.0	0.0	-
12:47	0.0	0.0	12:47	0.0	0.0	-
12:48	0.0	0.0	12:48	0.0	0.0	-
12:49	0.0	0.0	12:49	0.0	0.0	-
12:50	0.0	0.0	12:50	0.0	0.0	-
12:51	0.0	0.0	12:51	0.0	0.0	-
12:52	0.0	0.0	12:52	0.0	0.0	-
12:53	0.0	0.0	12:53	0.0	0.0	-
12:54	0.0	0.0	12:54	0.0	0.0	-

Grand Union Bowling Alley Site
BCP #360222
150 Westchester Avenue, Port Chester
November 14, 2024

PID DATA						
Upwind			Downwind			
Time	Concentration (ppm)	15-Min Avg Concentration (ppm)	Time	Concentration (ppm)	15-Min Avg Concentration (ppm)	Exceeds VOC Alarm Limit
12:55	0.0	0.0	12:55	0.0	0.0	-
12:56	0.0	0.0	12:56	0.0	0.0	-
12:57	0.0	0.0	12:57	0.0	0.0	-
12:58	0.0	0.0	12:58	0.0	0.0	-
12:59	0.0	0.0	12:59	0.0	0.0	-
13:00	0.0	0.0	13:00	0.0	0.0	-
13:01	0.0	0.0	13:01	0.0	0.0	-
13:02	0.0	0.0	13:02	0.0	0.0	-
13:03	0.0	0.0	13:03	0.0	0.0	-
13:04	0.0	0.0	13:04	0.0	0.0	-
13:05	0.0	0.0	13:05	0.0	0.0	-
13:06	0.0	0.0	13:06	0.0	0.0	-
13:07	0.0	0.0	13:07	0.0	0.0	-
13:08	0.0	0.0	13:08	0.0	0.0	-
13:09	0.0	0.0	13:09	0.0	0.0	-
13:10	0.0	0.0	13:10	0.0	0.0	-
13:11	0.0	0.0	13:11	0.0	0.0	-
13:12	0.0	0.0	13:12	0.0	0.0	-
13:13	0.0	0.0	13:13	0.0	0.0	-
13:14	0.0	0.0	13:14	0.0	0.0	-
13:15	0.0	0.0	13:15	0.0	0.0	-
13:16	0.0	0.0	13:16	0.0	0.0	-
13:17	0.0	0.0	13:17	0.0	0.0	-
13:18	0.0	0.0	13:18	0.0	0.0	-
13:19	0.0	0.0	13:19	0.0	0.0	-
13:20	0.0	0.0	13:20	0.0	0.0	-
13:21	0.0	0.0	13:21	0.0	0.0	-
13:22	0.0	0.0	13:22	0.0	0.0	-
13:23	0.0	0.0	13:23	0.0	0.0	-
13:24	0.0	0.0	13:24	0.0	0.0	-
13:25	0.0	0.0	13:25	0.0	0.0	-
13:26	0.0	0.0	13:26	0.0	0.0	-
13:27	0.0	0.0	13:27	0.0	0.0	-
13:28	0.0	0.0	13:28	0.0	0.0	-
13:29	0.0	0.0	13:29	0.0	0.0	-
13:30	0.0	0.0	13:30	0.0	0.0	-
13:31	0.0	0.0	13:31	0.0	0.0	-
13:32	0.0	0.0	13:32	0.0	0.0	-
13:33	0.0	0.0	13:33	0.0	0.0	-
13:34	0.0	0.0	13:34	0.0	0.0	-
13:35	0.0	0.0	13:35	0.0	0.0	-
13:36	0.0	0.0	13:36	0.0	0.0	-
13:37	0.0	0.0	13:37	0.0	0.0	-
13:38	0.0	0.0	13:38	0.0	0.0	-
13:39	0.0	0.0	13:39	0.0	0.0	-
13:40	0.0	0.0	13:40	0.0	0.0	-
13:41	0.0	0.0	13:41	0.0	0.0	-
13:42	0.0	0.0	13:42	0.0	0.0	-

Grand Union Bowling Alley Site
BCP #360222
150 Westchester Avenue, Port Chester
November 14, 2024

PID DATA						
Upwind			Downwind			
Time	Concentration (ppm)	15-Min Avg Concentration (ppm)	Time	Concentration (ppm)	15-Min Avg Concentration (ppm)	Exceeds VOC Alarm Limit
13:43	0.0	0.0	13:43	0.0	0.0	-
13:44	0.0	0.0	13:44	0.0	0.0	-
13:45	0.0	0.0	13:45	0.0	0.0	-
13:46	0.0	0.0	13:46	0.0	0.0	-
13:47	0.0	0.0	13:47	0.0	0.0	-
13:48	0.0	0.0	13:48	0.0	0.0	-
13:49	0.0	0.0	13:49	0.0	0.0	-
13:50	0.0	0.0	13:50	0.0	0.0	-
13:51	0.0	0.0	13:51	0.0	0.0	-
13:52	0.0	0.0	13:52	0.0	0.0	-
13:53	0.0	0.0	13:53	0.0	0.0	-
13:54	0.0	0.0	13:54	0.0	0.0	-
13:55	0.0	0.0	13:55	0.0	0.0	-
13:56	0.0	0.0	13:56	0.0	0.0	-
13:57	0.0	0.0	13:57	0.0	0.0	-
13:58	0.0	0.0	13:58	0.0	0.0	-
13:59	0.0	0.0	13:59	0.0	0.0	-
14:00	0.0	0.0	14:00	0.0	0.0	-
14:01	0.0	0.0	14:01	0.0	0.0	-
14:02	0.0	0.0	14:02	0.0	0.0	-
14:03	0.0	0.0	14:03	0.0	0.0	-
14:04	0.0	0.0	14:04	0.0	0.0	-
14:05	0.0	0.0	14:05	0.0	0.0	-
14:06	0.0	0.0	14:06	0.0	0.0	-
14:07	0.0	0.0	14:07	0.0	0.0	-
14:08	0.0	0.0	14:08	0.0	0.0	-
14:09	0.0	0.0	14:09	0.0	0.0	-
14:10	0.0	0.0	14:10	0.0	0.0	-
14:11	0.0	0.0	14:11	0.0	0.0	-
14:12	0.0	0.0	14:12	0.0	0.0	-
14:13	0.0	0.0	14:13	0.0	0.0	-
14:14	0.0	0.0	14:14	0.0	0.0	-
14:15	0.0	0.0	14:15	0.0	0.0	-
14:16	0.0	0.0	14:16	0.0	0.0	-
14:17	0.0	0.0	14:17	0.0	0.0	-
14:18	0.0	0.0	14:18	0.0	0.0	-
14:19	0.0	0.0	14:19	0.0	0.0	-
14:20	0.0	0.0	14:20	0.0	0.0	-
14:21	0.0	0.0	14:21	0.0	0.0	-
14:22	0.0	0.0	14:22	0.0	0.0	-
14:23	0.0	0.0	14:23	0.0	0.0	-
14:24	0.0	0.0	14:24	0.0	0.0	-
14:25	0.0	0.0	14:25	0.0	0.0	-
14:26	0.0	0.0	14:26	0.0	0.0	-
14:27	0.0	0.0	14:27	0.0	0.0	-
14:28	0.0	0.0	14:28	0.0	0.0	-
14:29	0.0	0.0	14:29	0.0	0.0	-
14:30	0.0	0.0	14:30	0.0	0.0	-

Grand Union Bowling Alley Site
BCP #360222
150 Westchester Avenue, Port Chester
November 14, 2024

PID DATA						
Upwind			Downwind			
Time	Concentration (ppm)	15-Min Avg Concentration (ppm)	Time	Concentration (ppm)	15-Min Avg Concentration (ppm)	Exceeds VOC Alarm Limit
14:31	0.0	0.0	14:31	0.0	0.0	-
14:32	0.0	0.0	14:32	0.0	0.0	-
14:33	0.0	0.0	14:33	0.0	0.0	-
14:34	0.0	0.0	14:34	0.0	0.0	-
14:35	0.0	0.0	14:35	0.0	0.0	-
14:36	0.0	0.0	14:36	0.0	0.0	-
14:37	0.0	0.0	14:37	0.0	0.0	-
14:38	0.0	0.0	14:38	0.0	0.0	-
14:39	0.0	0.0	14:39	0.0	0.0	-
14:40	0.0	0.0	14:40	0.0	0.0	-
14:41	0.0	0.0	14:41	0.0	0.0	-
14:42	0.0	0.0	14:42	0.0	0.0	-
14:43	0.0	0.0	14:43	0.0	0.0	-
14:44	0.0	0.0	14:44	0.0	0.0	-
14:45	0.0	0.0	14:45	0.0	0.0	-
14:46	0.0	0.0	14:46	0.0	0.0	-
14:47	0.0	0.0	14:47	0.0	0.0	-
14:48	0.0	0.0	14:48	0.0	0.0	-
14:49	0.0	0.0	14:49	0.0	0.0	-
14:50	0.0	0.0	14:50	0.0	0.0	-
14:51	0.0	0.0	14:51	0.0	0.0	-
14:52	0.0	0.0	14:52	0.0	0.0	-
14:53	0.0	0.0	14:53	0.0	0.0	-
14:54	0.0	0.0	14:54	0.0	0.0	-
14:55	0.0	0.0	14:55	0.0	0.0	-
14:56	0.0	0.0	14:56	0.0	0.0	-
14:57	0.0	0.0	14:57	0.0	0.0	-
14:58	0.0	0.0	14:58	0.0	0.0	-
14:59	0.0	0.0	14:59	0.0	0.0	-
15:00	0.0	0.0	15:00	0.0	0.0	-
15:01	0.0	0.0	15:01	0.0	0.0	-
15:02	0.0	0.0	15:02	0.0	0.0	-
15:03	0.0	0.0	15:03	0.0	0.0	-
15:04	0.0	0.0	15:04	0.0	0.0	-
15:05	0.0	0.0	15:05	0.0	0.0	-
15:06	0.0	0.0	15:06	0.0	0.0	-
15:07	0.0	0.0	15:07	0.0	0.0	-

SESI CONSULTING ENGINEERS

959 US-46 Floor 3, Suite 300 - Parsippany-Troy Hills, NJ

DAILY AIR MONITORING REPORT
150 Westchester Avenue
Port Chester, New York

11/15/2024

Rev. No. 0 | Page 1 of 2

Project Number: 11895A

Dust Action Level: 150 µg/m^3

VOC Action Level: 5 ppm

Weather Data Range for Work Day		Wind Direction	NNW	Relative Humidity (%)	27.0 - 48.0	Daily Rain Total (in)	0.00	Readings in the summary table and graphs below are the reported downwind concentrations.
Temperature (°F)	40.0 - 55.0	Wind Speed (MPH)	3.5 - 8.6	Barometer (inHg)	29.90 - 30.00	Avg. Dew Point Temp (°F)	26.1	

Station Location	Daily Avg. Dust Concentration (µg/m^3)	Max 15-Min Dust Concentration (µg/m^3)	Time of Max Dust Reading	Daily Avg. VOC Concentration (ppm)	Max 15-Min VOC Concentration (ppm)	Time of Max VOC Reading
Upwind	12.4	21.6	9:17	0.0	0.0	8:32
Downwind	59.0	145.1	8:56	0.0	0.0	8:33

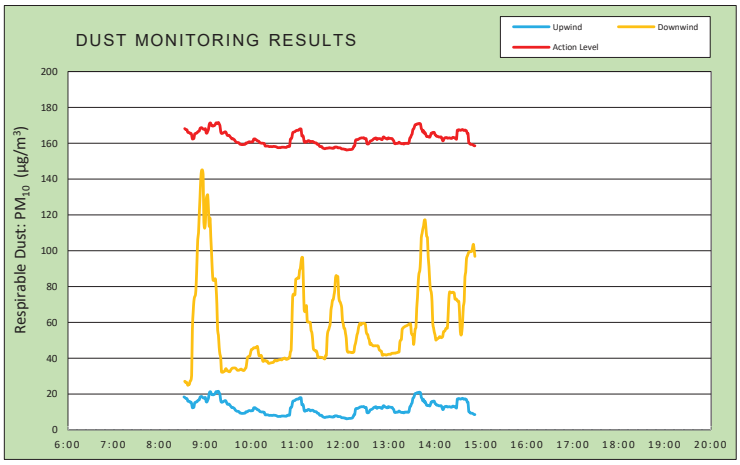

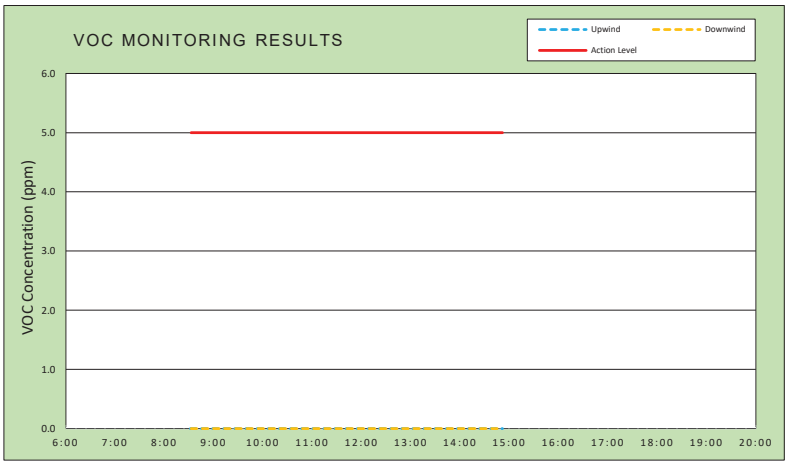

Air Monitoring Notes:

Weather Notes:

EMILCOTT
A Triumvirate Environmental Company

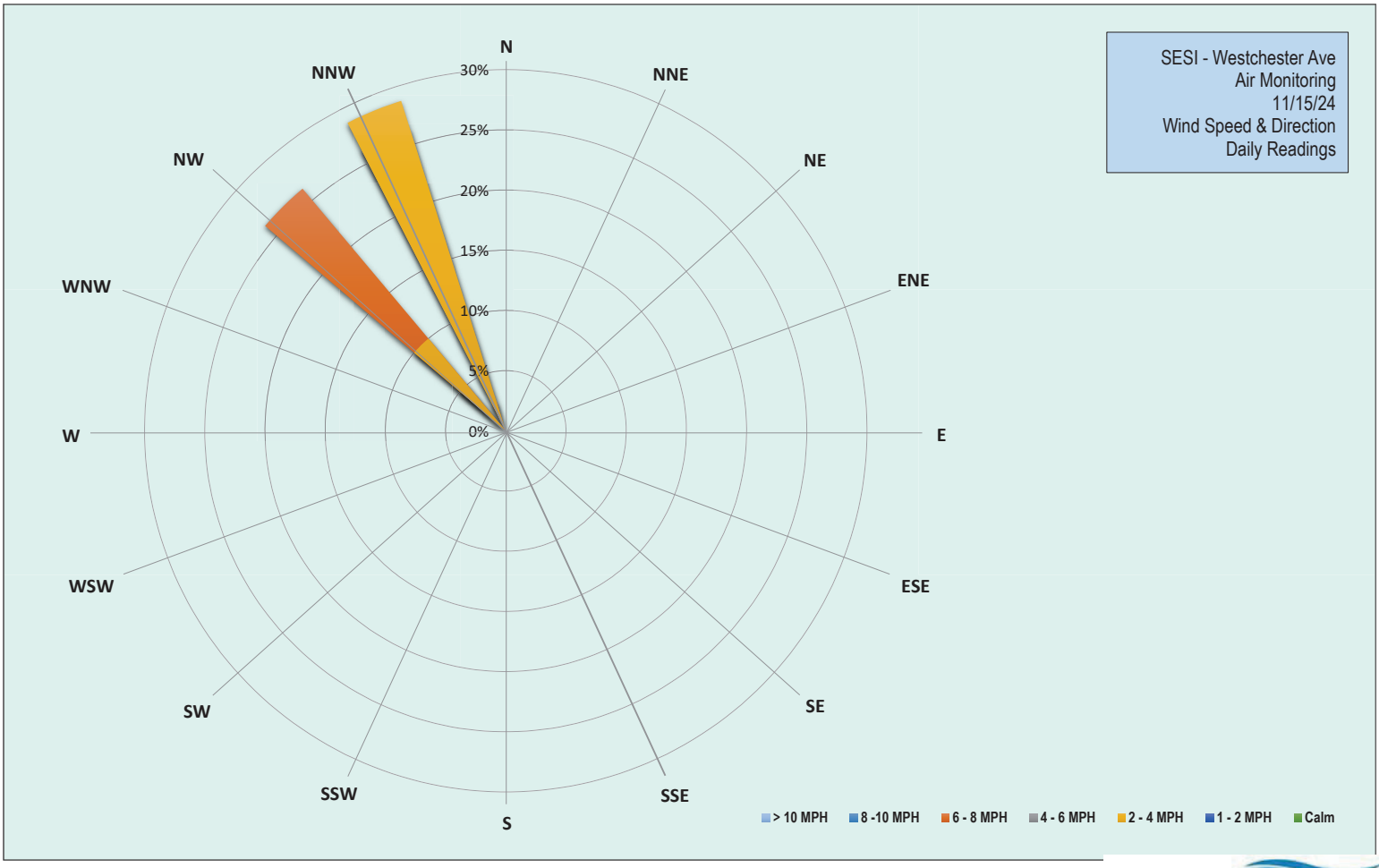

EMILCOTT
A Triumvirate Environmental Company

Grand Union Bowling Alley Site
BCP #360222
150 Westchester Avenue, Port Chester
November 15, 2024

Friday, November 15, 2024	
Number of Instances Where Downwind Particulates Exceeds Upwind Particulate + 150 =	0
Number of Comparable Data Points =	380
Start Time:	8:17
End Time:	14:52

PARTICULATE DATA

Upwind			Downwind			
Time	Concentration (ug/m^3)	15-Min Avg Concentration (ug/m^3)	Time	Concentration (ug/m^3)	15-Min Avg Concentration (ug/m^3)	Exceeds Particulate Alarm Limit
8:17	8.5	-	8:17	-	-	-
8:18	12.5	-	8:18	59.0	-	-
8:19	22.3	-	8:19	31.5	-	-
8:20	15.8	-	8:20	21.8	-	-
8:21	9.3	-	8:21	33.5	-	-
8:22	32.8	-	8:22	42.5	-	-
8:23	11.0	-	8:23	18.0	-	-
8:24	12.3	-	8:24	24.5	-	-
8:25	21.5	-	8:25	19.8	-	-
8:26	11.0	-	8:26	18.5	-	-
8:27	33.8	-	8:27	24.5	-	-
8:28	51.0	-	8:28	49.5	-	-
8:29	11.5	-	8:29	24.3	-	-
8:30	11.3	-	8:30	19.3	-	-
8:31	11.0	-	8:31	32.0	-	-
8:32	9.8	18.4	8:32	21.8	-	-
8:33	8.5	18.2	8:33	26.3	27.2	-
8:34	16.5	17.8	8:34	22.5	26.6	-
8:35	11.5	17.5	8:35	24.3	26.7	-
8:36	9.0	17.5	8:36	24.0	26.1	-
8:37	11.8	16.1	8:37	24.8	24.9	-
8:38	10.3	16.0	8:38	24.0	25.3	-
8:39	10.5	15.9	8:39	25.3	25.4	-
8:40	14.0	15.4	8:40	48.0	27.3	-
8:41	13.8	15.6	8:41	24.5	27.7	-
8:42	20.0	14.7	8:42	64.3	30.3	-
8:43	16.5	12.4	8:43	437.0	56.1	-
8:44	13.3	12.5	8:44	163.0	65.4	-
8:45	14.0	12.7	8:45	118.5	72.0	-
8:46	48.3	15.2	8:46	67.5	74.4	-
8:47	12.5	15.4	8:47	36.5	75.4	-
8:48	13.5	15.7	8:48	121.8	81.7	-
8:49	16.8	15.7	8:49	208.8	94.1	-
8:50	21.3	16.4	8:50	206.3	106.3	-
8:51	13.8	16.7	8:51	78.8	109.9	-
8:52	14.0	16.8	8:52	186.5	120.7	-
8:53	32.0	18.3	8:53	164.3	130.1	-
8:54	15.3	18.6	8:54	179.3	140.3	-
8:55	15.5	18.7	8:55	115.3	144.8	-
8:56	9.0	18.4	8:56	29.5	145.1	-
8:57	13.3	17.9	8:57	27.8	142.7	-

Grand Union Bowling Alley Site
BCP #360222
150 Westchester Avenue, Port Chester
November 15, 2024

PARTICULATE DATA						
Upwind			Downwind			Exceeds Particulate Alarm Limit
Time	Concentration (ug/m^3)	15-Min Avg Concentration (ug/m^3)	Time	Concentration (ug/m^3)	15-Min Avg Concentration (ug/m^3)	
8:58	15.0	17.8	8:58	34.3	115.9	-
8:59	10.8	17.7	8:59	113.5	112.6	-
9:00	20.8	18.1	9:00	167.0	115.8	-
9:01	13.8	15.8	9:01	254.8	128.3	-
9:02	9.8	15.6	9:02	72.0	130.6	-
9:03	29.5	16.7	9:03	130.3	131.2	-
9:04	32.3	17.7	9:04	88.8	123.2	-
9:05	62.3	20.5	9:05	61.8	113.6	-
9:06	26.5	21.3	9:06	150.3	118.3	-
9:07	11.8	21.2	9:07	32.3	108.1	-
9:08	11.8	19.8	9:08	30.8	99.2	-
9:09	15.3	19.8	9:09	28.5	89.1	-
9:10	11.8	19.6	9:10	32.3	83.6	-
9:11	12.8	19.8	9:11	27.3	83.4	-
9:12	15.0	19.9	9:12	29.3	83.5	-
9:13	25.5	20.6	9:13	46.0	84.3	-
9:14	22.8	21.4	9:14	37.8	79.3	-
9:15	17.8	21.2	9:15	29.8	70.1	-
9:16	10.5	21.0	9:16	37.5	55.6	-
9:17	19.0	21.6	9:17	31.5	52.9	-
9:18	16.3	20.7	9:18	29.0	46.2	-
9:19	18.5	19.8	9:19	29.8	42.2	-
9:20	13.3	16.6	9:20	34.0	40.4	-
9:21	9.8	15.4	9:21	29.8	32.4	-
9:22	14.8	15.6	9:22	30.5	32.2	-
9:23	12.0	15.7	9:23	30.8	32.2	-
9:24	20.5	16.0	9:24	33.5	32.6	-
9:25	15.0	16.2	9:25	35.0	32.8	-
9:26	15.5	16.4	9:26	42.0	33.7	-
9:27	9.0	16.0	9:27	36.8	34.2	-
9:28	8.8	14.9	9:28	31.5	33.3	-
9:29	13.5	14.3	9:29	32.0	32.9	-
9:30	20.0	14.4	9:30	30.8	33.0	-
9:31	10.3	14.4	9:31	30.8	32.5	-
9:32	10.5	13.8	9:32	32.5	32.6	-
9:33	8.3	13.3	9:33	40.8	33.4	-
9:34	10.3	12.8	9:34	39.3	34.0	-
9:35	7.5	12.4	9:35	40.5	34.4	-
9:36	12.8	12.6	9:36	31.8	34.6	-
9:37	9.0	12.2	9:37	31.0	34.6	-
9:38	7.8	11.9	9:38	31.0	34.6	-
9:39	9.0	11.1	9:39	32.8	34.6	-
9:40	9.8	10.8	9:40	30.8	34.3	-
9:41	11.0	10.5	9:41	32.8	33.7	-
9:42	7.5	10.4	9:42	31.5	33.3	-
9:43	8.8	10.4	9:43	32.0	33.3	-
9:44	9.3	10.1	9:44	32.5	33.4	-
9:45	10.8	9.5	9:45	35.0	33.7	-

Grand Union Bowling Alley Site
BCP #360222
150 Westchester Avenue, Port Chester
November 15, 2024

PARTICULATE DATA						
Upwind			Downwind			Exceeds Particulate Alarm Limit
Time	Concentration (ug/m^3)	15-Min Avg Concentration (ug/m^3)	Time	Concentration (ug/m^3)	15-Min Avg Concentration (ug/m^3)	
9:46	9.8	9.5	9:46	34.0	33.9	-
9:47	7.8	9.3	9:47	33.5	33.9	-
9:48	8.0	9.3	9:48	33.8	33.5	-
9:49	10.0	9.2	9:49	36.3	33.3	-
9:50	8.5	9.3	9:50	38.8	33.2	-
9:51	13.5	9.4	9:51	36.5	33.5	-
9:52	11.0	9.5	9:52	43.5	34.3	-
9:53	18.3	10.2	9:53	36.8	34.7	-
9:54	8.0	10.1	9:54	76.5	37.6	-
9:55	10.8	10.2	9:55	73.5	40.5	-
9:56	17.5	10.6	9:56	39.3	40.9	-
9:57	10.0	10.8	9:57	34.8	41.1	-
9:58	9.0	10.8	9:58	35.0	41.3	-
9:59	7.0	10.7	9:59	59.0	43.1	-
10:00	11.3	10.7	10:00	61.5	44.8	-
10:01	11.0	10.8	10:01	36.5	45.0	-
10:02	8.8	10.8	10:02	37.8	45.3	-
10:03	30.0	12.3	10:03	42.3	45.9	-
10:04	11.5	12.4	10:04	35.8	45.8	-
10:05	8.3	12.4	10:05	40.5	45.9	-
10:06	6.8	11.9	10:06	34.8	45.8	-
10:07	8.3	11.8	10:07	52.0	46.4	-
10:08	10.3	11.2	10:08	40.3	46.6	-
10:09	8.0	11.2	10:09	36.8	44.0	-
10:10	7.0	11.0	10:10	36.0	41.5	-
10:11	7.8	10.3	10:11	37.0	41.3	-
10:12	8.0	10.2	10:12	37.8	41.5	-
10:13	7.0	10.1	10:13	36.5	41.6	-
10:14	6.5	10.0	10:14	36.5	40.1	-
10:15	11.8	10.1	10:15	35.5	38.4	-
10:16	8.5	9.9	10:16	35.3	38.3	-
10:17	7.8	9.8	10:17	47.3	38.9	-
10:18	9.8	8.5	10:18	36.3	38.5	-
10:19	11.3	8.5	10:19	36.8	38.6	-
10:20	8.0	8.4	10:20	36.8	38.4	-
10:21	7.0	8.5	10:21	35.3	38.4	-
10:22	7.0	8.4	10:22	36.5	37.4	-
10:23	7.5	8.2	10:23	37.3	37.2	-
10:24	7.0	8.1	10:24	38.3	37.3	-
10:25	7.8	8.2	10:25	38.3	37.4	-
10:26	7.5	8.2	10:26	38.3	37.5	-
10:27	7.0	8.1	10:27	39.3	37.6	-
10:28	7.8	8.1	10:28	37.3	37.6	-
10:29	8.3	8.3	10:29	39.3	37.8	-
10:30	10.8	8.2	10:30	46.3	38.5	-
10:31	8.3	8.2	10:31	41.3	38.9	-
10:32	6.0	8.1	10:32	41.0	38.5	-
10:33	7.8	7.9	10:33	38.0	38.6	-

Grand Union Bowling Alley Site
BCP #360222
150 Westchester Avenue, Port Chester
November 15, 2024

PARTICULATE DATA						
Upwind			Downwind			Exceeds Particulate Alarm Limit
Time	Concentration (ug/m^3)	15-Min Avg Concentration (ug/m^3)	Time	Concentration (ug/m^3)	15-Min Avg Concentration (ug/m^3)	
10:34	7.0	7.6	10:34	36.8	38.6	-
10:35	6.5	7.5	10:35	41.5	39.0	-
10:36	7.3	7.6	10:36	37.3	39.1	-
10:37	7.5	7.6	10:37	37.8	39.2	-
10:38	6.5	7.5	10:38	38.3	39.2	-
10:39	9.8	7.7	10:39	37.5	39.2	-
10:40	9.0	7.8	10:40	37.3	39.1	-
10:41	7.5	7.8	10:41	47.8	39.8	-
10:42	7.0	7.8	10:42	40.0	39.8	-
10:43	7.3	7.8	10:43	41.5	40.1	-
10:44	7.5	7.7	10:44	39.0	40.1	-
10:45	10.5	7.7	10:45	39.0	39.6	-
10:46	8.8	7.7	10:46	37.8	39.4	-
10:47	13.3	8.2	10:47	44.3	39.6	-
10:48	7.3	8.2	10:48	39.8	39.7	-
10:49	8.0	8.2	10:49	45.0	40.2	-
10:50	6.8	8.3	10:50	42.5	40.3	-
10:51	68.0	12.3	10:51	86.8	43.6	-
10:52	9.8	12.5	10:52	51.3	44.5	-
10:53	19.3	13.3	10:53	258.3	59.2	-
10:54	47.5	15.8	10:54	267.3	74.5	-
10:55	14.8	16.2	10:55	57.5	75.8	-
10:56	9.0	16.3	10:56	39.3	75.3	-
10:57	9.3	16.5	10:57	44.0	75.5	-
10:58	14.5	16.9	10:58	168.8	84.0	-
10:59	9.5	17.1	10:59	43.3	84.3	-
11:00	13.8	17.3	11:00	44.8	84.7	-
11:01	7.3	17.2	11:01	40.3	84.9	-
11:02	16.0	17.4	11:02	41.5	84.7	-
11:03	16.3	18.0	11:03	105.8	89.1	-
11:04	6.3	17.9	11:04	59.8	90.1	-
11:05	8.0	17.9	11:05	99.0	93.8	-
11:06	10.0	14.1	11:06	124.3	96.3	-
11:07	13.8	14.3	11:07	50.3	96.3	-
11:08	7.8	13.6	11:08	42.3	81.9	-
11:09	7.8	10.9	11:09	46.5	67.1	-
11:10	7.3	10.4	11:10	39.5	65.9	-
11:11	16.0	10.9	11:11	60.0	67.3	-
11:12	7.5	10.8	11:12	72.3	69.2	-
11:13	16.0	10.9	11:13	39.3	60.6	-
11:14	18.3	11.5	11:14	37.8	60.2	-
11:15	12.0	11.3	11:15	44.0	60.2	-
11:16	6.5	11.3	11:16	40.5	60.2	-
11:17	6.8	10.7	11:17	38.5	60.0	-
11:18	19.3	10.9	11:18	40.3	55.6	-
11:19	8.3	11.0	11:19	43.3	54.5	-
11:20	8.0	11.0	11:20	43.5	50.8	-
11:21	7.3	10.8	11:21	42.0	45.3	-

Grand Union Bowling Alley Site
BCP #360222
150 Westchester Avenue, Port Chester
November 15, 2024

PARTICULATE DATA						
Upwind			Downwind			Exceeds Particulate Alarm Limit
Time	Concentration (ug/m^3)	15-Min Avg Concentration (ug/m^3)	Time	Concentration (ug/m^3)	15-Min Avg Concentration (ug/m^3)	
11:22	6.0	10.3	11:22	40.3	44.7	-
11:23	7.8	10.3	11:23	39.3	44.5	-
11:24	6.0	10.2	11:24	39.3	44.0	-
11:25	6.3	10.1	11:25	41.5	44.1	-
11:26	5.8	9.4	11:26	39.0	42.7	-
11:27	6.0	9.3	11:27	37.8	40.4	-
11:28	13.3	9.2	11:28	40.3	40.5	-
11:29	6.8	8.4	11:29	40.3	40.6	-
11:30	8.0	8.1	11:30	43.5	40.6	-
11:31	7.5	8.2	11:31	39.0	40.5	-
11:32	5.8	8.1	11:32	38.5	40.5	-
11:33	8.8	7.4	11:33	39.0	40.4	-
11:34	6.0	7.3	11:34	39.0	40.1	-
11:35	4.8	7.1	11:35	38.8	39.8	-
11:36	5.8	7.0	11:36	39.0	39.6	-
11:37	7.8	7.1	11:37	70.0	41.6	-
11:38	10.5	7.3	11:38	38.3	41.5	-
11:39	5.3	7.2	11:39	189.0	51.5	-
11:40	8.0	7.3	11:40	93.0	55.0	-
11:41	6.0	7.3	11:41	52.8	55.9	-
11:42	9.0	7.5	11:42	62.3	57.5	-
11:43	10.8	7.4	11:43	66.5	59.3	-
11:44	6.5	7.4	11:44	155.5	66.9	-
11:45	6.8	7.3	11:45	78.8	69.3	-
11:46	6.0	7.2	11:46	85.8	72.4	-
11:47	9.3	7.4	11:47	44.3	72.8	-
11:48	6.8	7.3	11:48	78.5	75.4	-
11:49	14.5	7.8	11:49	81.3	78.2	-
11:50	5.5	7.9	11:50	141.5	85.1	-
11:51	5.8	7.9	11:51	56.0	86.2	-
11:52	6.5	7.8	11:52	40.0	84.2	-
11:53	4.8	7.4	11:53	57.8	85.5	-
11:54	6.3	7.5	11:54	39.5	75.6	-
11:55	7.3	7.4	11:55	41.3	72.1	-
11:56	6.3	7.5	11:56	42.8	71.4	-
11:57	4.8	7.2	11:57	43.0	70.2	-
11:58	5.8	6.8	11:58	39.5	68.4	-
11:59	6.5	6.8	11:59	47.5	61.2	-
12:00	6.3	6.8	12:00	52.8	59.4	-
12:01	5.3	6.8	12:01	47.0	56.8	-
12:02	6.3	6.6	12:02	40.3	56.6	-
12:03	7.8	6.6	12:03	37.0	53.8	-
12:04	9.0	6.3	12:04	40.5	51.1	-
12:05	5.5	6.3	12:05	43.5	44.6	-
12:06	6.8	6.3	12:06	39.5	43.5	-
12:07	7.3	6.4	12:07	38.5	43.4	-
12:08	6.3	6.5	12:08	59.8	43.5	-
12:09	6.0	6.5	12:09	38.3	43.4	-

Grand Union Bowling Alley Site
BCP #360222
150 Westchester Avenue, Port Chester
November 15, 2024

PARTICULATE DATA						
Upwind			Downwind			Exceeds Particulate Alarm Limit
Time	Concentration (ug/m^3)	15-Min Avg Concentration (ug/m^3)	Time	Concentration (ug/m^3)	15-Min Avg Concentration (ug/m^3)	
12:10	7.8	6.5	12:10	38.8	43.2	-
12:11	7.8	6.6	12:11	43.3	43.3	-
12:12	7.0	6.7	12:12	40.0	43.1	-
12:13	16.0	7.4	12:13	44.8	43.4	-
12:14	21.8	8.4	12:14	49.5	43.6	-
12:15	7.5	8.5	12:15	101.0	46.8	-
12:16	50.0	11.5	12:16	69.3	48.3	-
12:17	13.5	12.0	12:17	73.8	50.5	-
12:18	8.0	12.0	12:18	76.0	53.1	-
12:19	8.8	12.0	12:19	59.5	54.4	-
12:20	10.5	12.3	12:20	85.0	57.1	-
12:21	9.3	12.5	12:21	61.5	58.6	-
12:22	12.3	12.8	12:22	53.5	59.6	-
12:23	6.8	12.9	12:23	45.3	58.6	-
12:24	8.5	13.0	12:24	46.5	59.2	-
12:25	6.8	13.0	12:25	42.8	59.4	-
12:26	8.5	13.0	12:26	43.8	59.5	-
12:27	8.0	13.1	12:27	41.5	59.6	-
12:28	7.8	12.5	12:28	42.0	59.4	-
12:29	21.3	12.5	12:29	42.0	58.9	-
12:30	8.5	12.6	12:30	41.8	54.9	-
12:31	8.3	9.8	12:31	48.3	53.5	-
12:32	10.5	9.6	12:32	69.5	53.3	-
12:33	9.5	9.7	12:33	46.0	51.3	-
12:34	15.8	10.1	12:34	45.8	50.3	-
12:35	24.5	11.1	12:35	46.0	47.7	-
12:36	12.8	11.3	12:36	72.5	48.5	-
12:37	14.8	11.5	12:37	42.0	47.7	-
12:38	10.3	11.7	12:38	39.5	47.3	-
12:39	14.0	12.1	12:39	40.5	46.9	-
12:40	14.0	12.6	12:40	43.5	47.0	-
12:41	10.0	12.7	12:41	43.8	47.0	-
12:42	12.0	12.9	12:42	42.0	47.0	-
12:43	7.3	12.9	12:43	41.3	47.0	-
12:44	8.5	12.0	12:44	41.5	46.9	-
12:45	14.3	12.4	12:45	43.0	47.0	-
12:46	11.0	12.6	12:46	41.3	46.5	-
12:47	9.5	12.5	12:47	43.0	44.8	-
12:48	10.5	12.6	12:48	40.8	44.4	-
12:49	11.8	12.3	12:49	40.5	44.1	-
12:50	20.5	12.1	12:50	43.3	43.9	-
12:51	12.3	12.0	12:51	40.5	41.8	-
12:52	33.5	13.3	12:52	42.0	41.8	-
12:53	14.0	13.5	12:53	44.0	42.1	-
12:54	8.3	13.2	12:54	40.0	42.0	-
12:55	8.5	12.8	12:55	43.0	42.0	-
12:56	8.0	12.7	12:56	41.0	41.8	-
12:57	8.0	12.4	12:57	43.8	41.9	-

Grand Union Bowling Alley Site
BCP #360222
150 Westchester Avenue, Port Chester
November 15, 2024

PARTICULATE DATA						
Upwind			Downwind			Exceeds Particulate Alarm Limit
Time	Concentration (ug/m^3)	15-Min Avg Concentration (ug/m^3)	Time	Concentration (ug/m^3)	15-Min Avg Concentration (ug/m^3)	
12:58	7.8	12.4	12:58	43.3	42.1	-
12:59	18.3	13.1	12:59	44.0	42.2	-
13:00	8.8	12.7	13:00	43.3	42.2	-
13:01	11.0	12.7	13:01	41.8	42.3	-
13:02	9.3	12.7	13:02	42.0	42.2	-
13:03	8.8	12.6	13:03	47.5	42.7	-
13:04	12.3	12.6	13:04	43.0	42.8	-
13:05	8.0	11.8	13:05	42.5	42.8	-
13:06	6.8	11.4	13:06	42.0	42.9	-
13:07	10.8	9.9	13:07	42.3	42.9	-
13:08	11.8	9.7	13:08	43.3	42.8	-
13:09	9.5	9.8	13:09	43.3	43.1	-
13:10	10.8	10.0	13:10	43.5	43.1	-
13:11	7.0	9.9	13:11	43.8	43.3	-
13:12	11.5	10.1	13:12	45.3	43.4	-
13:13	14.8	10.6	13:13	46.3	43.6	-
13:14	10.3	10.1	13:14	125.8	49.0	-
13:15	7.5	10.0	13:15	60.0	50.1	-
13:16	7.5	9.8	13:16	47.3	50.5	-
13:17	9.5	9.8	13:17	128.0	56.2	-
13:18	9.5	9.8	13:18	55.5	56.8	-
13:19	7.8	9.5	13:19	51.3	57.3	-
13:20	12.8	9.8	13:20	45.5	57.5	-
13:21	9.3	10.0	13:21	47.3	57.9	-
13:22	8.3	9.8	13:22	44.5	58.0	-
13:23	14.3	10.0	13:23	45.8	58.2	-
13:24	8.8	10.0	13:24	47.5	58.5	-
13:25	8.8	9.8	13:25	47.3	58.7	-
13:26	16.8	10.5	13:26	49.5	59.1	-
13:27	47.5	12.9	13:27	46.8	59.2	-
13:28	19.0	13.2	13:28	47.8	59.3	-
13:29	30.3	14.5	13:29	48.0	54.1	-
13:30	17.8	15.2	13:30	46.5	53.2	-
13:31	44.5	17.6	13:31	47.8	53.3	-
13:32	15.0	18.0	13:32	44.8	47.7	-
13:33	26.8	19.2	13:33	116.0	51.7	-
13:34	25.8	20.4	13:34	120.5	56.4	-
13:35	12.8	20.4	13:35	57.0	57.1	-
13:36	13.5	20.6	13:36	208.0	67.8	-
13:37	11.8	20.9	13:37	135.3	73.9	-
13:38	12.3	20.7	13:38	178.0	82.7	-
13:39	13.0	21.0	13:39	118.3	87.4	-
13:40	8.8	21.0	13:40	68.5	88.8	-
13:41	11.5	20.7	13:41	140.3	94.9	-
13:42	10.5	18.2	13:42	233.8	107.4	-
13:43	9.0	17.5	13:43	81.5	109.6	-
13:44	10.3	16.2	13:44	86.8	112.2	-
13:45	29.8	17.0	13:45	72.8	113.9	-

Grand Union Bowling Alley Site
BCP #360222
150 Westchester Avenue, Port Chester
November 15, 2024

PARTICULATE DATA						
Upwind			Downwind			Exceeds Particulate Alarm Limit
Time	Concentration (ug/m^3)	15-Min Avg Concentration (ug/m^3)	Time	Concentration (ug/m^3)	15-Min Avg Concentration (ug/m^3)	
13:46	21.8	15.5	13:46	95.0	117.1	-
13:47	20.5	15.9	13:47	46.5	117.2	-
13:48	10.0	14.7	13:48	51.3	112.9	-
13:49	10.5	13.7	13:49	47.5	108.0	-
13:50	15.0	13.9	13:50	48.0	107.4	-
13:51	9.3	13.6	13:51	47.3	96.7	-
13:52	12.3	13.6	13:52	52.5	91.2	-
13:53	8.3	13.4	13:53	54.8	83.0	-
13:54	27.0	14.3	13:54	48.3	78.3	-
13:55	29.5	15.7	13:55	47.5	76.9	-
13:56	10.0	15.6	13:56	61.0	71.6	-
13:57	16.5	16.0	13:57	49.0	59.3	-
13:58	10.5	16.1	13:58	47.0	57.0	-
13:59	9.5	16.0	13:59	49.0	54.5	-
14:00	9.8	14.7	14:00	49.3	52.9	-
14:01	19.8	14.6	14:01	53.3	50.1	-
14:02	9.5	13.8	14:02	52.3	50.5	-
14:03	11.0	13.9	14:03	56.0	50.8	-
14:04	8.0	13.7	14:04	51.8	51.1	-
14:05	11.0	13.5	14:05	54.5	51.6	-
14:06	10.0	13.5	14:06	55.5	52.1	-
14:07	12.0	13.5	14:07	49.3	51.9	-
14:08	8.8	13.5	14:08	48.5	51.5	-
14:09	12.8	12.6	14:09	51.5	51.7	-
14:10	11.3	11.4	14:10	55.3	52.2	-
14:11	15.5	11.7	14:11	100.5	54.8	-
14:12	31.3	12.7	14:12	52.3	55.1	-
14:13	15.8	13.1	14:13	52.8	55.4	-
14:14	10.8	13.1	14:14	65.5	56.5	-
14:15	10.5	13.2	14:15	53.5	56.8	-
14:16	14.0	12.8	14:16	52.5	56.8	-
14:17	11.0	12.9	14:17	155.3	63.6	-
14:18	11.3	12.9	14:18	200.5	73.3	-
14:19	9.5	13.0	14:19	108.8	77.1	-
14:20	7.8	12.8	14:20	51.5	76.9	-
14:21	8.5	12.7	14:21	50.8	76.6	-
14:22	13.0	12.8	14:22	50.8	76.7	-
14:23	17.0	13.3	14:23	51.8	76.9	-
14:24	10.8	13.2	14:24	49.8	76.8	-
14:25	10.5	13.1	14:25	49.5	76.4	-
14:26	10.8	12.8	14:26	50.3	73.0	-
14:27	29.0	12.7	14:27	53.5	73.1	-
14:28	8.5	12.2	14:28	51.0	73.0	-
14:29	87.0	17.3	14:29	50.8	72.0	-
14:30	10.5	17.3	14:30	52.8	72.0	-
14:31	17.5	17.5	14:31	49.3	71.7	-
14:32	9.8	17.4	14:32	50.3	64.7	-
14:33	8.0	17.2	14:33	51.5	54.8	-

Grand Union Bowling Alley Site
BCP #360222
150 Westchester Avenue, Port Chester
November 15, 2024

PARTICULATE DATA						
Upwind			Downwind			Exceeds Particulate Alarm Limit
Time	Concentration (ug/m^3)	15-Min Avg Concentration (ug/m^3)	Time	Concentration (ug/m^3)	15-Min Avg Concentration (ug/m^3)	
14:34	11.3	17.3	14:34	80.5	52.9	-
14:35	11.0	17.5	14:35	85.3	55.2	-
14:36	10.3	17.7	14:36	140.3	61.1	-
14:37	7.0	17.3	14:37	172.8	69.3	-
14:38	15.5	17.2	14:38	88.0	71.7	-
14:39	14.5	17.4	14:39	256.8	85.5	-
14:40	6.8	17.2	14:40	88.0	88.1	-
14:41	7.0	16.9	14:41	163.3	95.6	-
14:42	8.3	15.5	14:42	74.0	97.0	-
14:43	8.0	15.5	14:43	67.8	98.1	-
14:44	8.0	10.2	14:44	67.8	99.2	-
14:45	8.3	10.1	14:45	56.8	99.5	-
14:46	8.5	9.5	14:46	49.0	99.5	-
14:47	8.0	9.4	14:47	51.0	99.5	-
14:48	8.0	9.4	14:48	55.8	99.8	-
14:49	9.0	9.2	14:49	111.0	101.8	-
14:50	7.0	8.9	14:50	112.5	103.6	-
14:51	5.5	8.6	14:51	94.3	100.6	-
14:52	6.5	8.6	14:52	117.3	96.9	-

Grand Union Bowling Alley Site
BCP #360222
150 Westchester Avenue, Port Chester
November 15, 2024

Friday, November 15, 2024						
Number of Instances Where Downwind VOCs Exceeds Upwind VOCs + 5 =						0
Number of Comparable Data Points =						380
Start Time:						8:17
End Time:						14:52
PID DATA						
Upwind			Downwind			
Time	Concentration (ppm)	15-Min Avg Concentration (ppm)	Time	Concentration (ppm)	15-Min Avg Concentration (ppm)	Exceeds VOC Alarm Limit
8:17	0.0	-	8:17	-	-	-
8:18	0.0	-	8:18	0.0	-	-
8:19	0.0	-	8:19	0.0	-	-
8:20	0.0	-	8:20	0.0	-	-
8:21	0.0	-	8:21	0.0	-	-
8:22	0.0	-	8:22	0.0	-	-
8:23	0.0	-	8:23	0.0	-	-
8:24	0.0	-	8:24	0.0	-	-
8:25	0.0	-	8:25	0.0	-	-
8:26	0.0	-	8:26	0.0	-	-
8:27	0.0	-	8:27	0.0	-	-
8:28	0.0	-	8:28	0.0	-	-
8:29	0.0	-	8:29	0.0	-	-
8:30	0.0	-	8:30	0.0	-	-
8:31	0.0	-	8:31	0.0	-	-
8:32	0.0	0.0	8:32	0.0	-	-
8:33	0.0	0.0	8:33	0.0	0.0	-
8:34	0.0	0.0	8:34	0.0	0.0	-
8:35	0.0	0.0	8:35	0.0	0.0	-
8:36	0.0	0.0	8:36	0.0	0.0	-
8:37	0.0	0.0	8:37	0.0	0.0	-
8:38	0.0	0.0	8:38	0.0	0.0	-
8:39	0.0	0.0	8:39	0.0	0.0	-
8:40	0.0	0.0	8:40	0.0	0.0	-
8:41	0.0	0.0	8:41	0.0	0.0	-
8:42	0.0	0.0	8:42	0.0	0.0	-
8:43	0.0	0.0	8:43	0.0	0.0	-
8:44	0.0	0.0	8:44	0.0	0.0	-
8:45	0.0	0.0	8:45	0.0	0.0	-
8:46	0.0	0.0	8:46	0.0	0.0	-
8:47	0.0	0.0	8:47	0.0	0.0	-
8:48	0.0	0.0	8:48	0.0	0.0	-
8:49	0.0	0.0	8:49	0.0	0.0	-
8:50	0.0	0.0	8:50	0.0	0.0	-
8:51	0.0	0.0	8:51	0.0	0.0	-
8:52	0.0	0.0	8:52	0.0	0.0	-
8:53	0.0	0.0	8:53	0.0	0.0	-
8:54	0.0	0.0	8:54	0.0	0.0	-
8:55	0.0	0.0	8:55	0.0	0.0	-
8:56	0.0	0.0	8:56	0.0	0.0	-
8:57	0.0	0.0	8:57	0.0	0.0	-
8:58	0.0	0.0	8:58	0.0	0.0	-

Grand Union Bowling Alley Site
BCP #360222
150 Westchester Avenue, Port Chester
November 15, 2024

PID DATA						
Upwind			Downwind			
Time	Concentration (ppm)	15-Min Avg Concentration (ppm)	Time	Concentration (ppm)	15-Min Avg Concentration (ppm)	Exceeds VOC Alarm Limit
8:59	0.0	0.0	8:59	0.0	0.0	-
9:00	0.0	0.0	9:00	0.0	0.0	-
9:01	0.0	0.0	9:01	0.0	0.0	-
9:02	0.0	0.0	9:02	0.0	0.0	-
9:03	0.0	0.0	9:03	0.0	0.0	-
9:04	0.0	0.0	9:04	0.0	0.0	-
9:05	0.0	0.0	9:05	0.0	0.0	-
9:06	0.0	0.0	9:06	0.0	0.0	-
9:07	0.0	0.0	9:07	0.0	0.0	-
9:08	0.0	0.0	9:08	0.0	0.0	-
9:09	0.0	0.0	9:09	0.0	0.0	-
9:10	0.0	0.0	9:10	0.0	0.0	-
9:11	0.0	0.0	9:11	0.0	0.0	-
9:12	0.0	0.0	9:12	0.0	0.0	-
9:13	0.0	0.0	9:13	0.0	0.0	-
9:14	0.0	0.0	9:14	0.0	0.0	-
9:15	0.0	0.0	9:15	0.0	0.0	-
9:16	0.0	0.0	9:16	0.0	0.0	-
9:17	0.0	0.0	9:17	0.0	0.0	-
9:18	0.0	0.0	9:18	0.0	0.0	-
9:19	0.0	0.0	9:19	0.0	0.0	-
9:20	0.0	0.0	9:20	0.0	0.0	-
9:21	0.0	0.0	9:21	0.0	0.0	-
9:22	0.0	0.0	9:22	0.0	0.0	-
9:23	0.0	0.0	9:23	0.0	0.0	-
9:24	0.0	0.0	9:24	0.0	0.0	-
9:25	0.0	0.0	9:25	0.0	0.0	-
9:26	0.0	0.0	9:26	0.0	0.0	-
9:27	0.0	0.0	9:27	0.0	0.0	-
9:28	0.0	0.0	9:28	0.0	0.0	-
9:29	0.0	0.0	9:29	0.0	0.0	-
9:30	0.0	0.0	9:30	0.0	0.0	-
9:31	0.0	0.0	9:31	0.0	0.0	-
9:32	0.0	0.0	9:32	0.0	0.0	-
9:33	0.0	0.0	9:33	0.0	0.0	-
9:34	0.0	0.0	9:34	0.0	0.0	-
9:35	0.0	0.0	9:35	0.0	0.0	-
9:36	0.0	0.0	9:36	0.0	0.0	-
9:37	0.0	0.0	9:37	0.0	0.0	-
9:38	0.0	0.0	9:38	0.0	0.0	-
9:39	0.0	0.0	9:39	0.0	0.0	-
9:40	0.0	0.0	9:40	0.0	0.0	-
9:41	0.0	0.0	9:41	0.0	0.0	-
9:42	0.0	0.0	9:42	0.0	0.0	-
9:43	0.0	0.0	9:43	0.0	0.0	-
9:44	0.0	0.0	9:44	0.0	0.0	-
9:45	0.0	0.0	9:45	0.0	0.0	-
9:46	0.0	0.0	9:46	0.0	0.0	-

Grand Union Bowling Alley Site
BCP #360222
150 Westchester Avenue, Port Chester
November 15, 2024

PID DATA						
Upwind			Downwind			
Time	Concentration (ppm)	15-Min Avg Concentration (ppm)	Time	Concentration (ppm)	15-Min Avg Concentration (ppm)	Exceeds VOC Alarm Limit
9:47	0.0	0.0	9:47	0.0	0.0	-
9:48	0.0	0.0	9:48	0.0	0.0	-
9:49	0.0	0.0	9:49	0.0	0.0	-
9:50	0.0	0.0	9:50	0.0	0.0	-
9:51	0.0	0.0	9:51	0.0	0.0	-
9:52	0.0	0.0	9:52	0.0	0.0	-
9:53	0.0	0.0	9:53	0.0	0.0	-
9:54	0.0	0.0	9:54	0.0	0.0	-
9:55	0.0	0.0	9:55	0.0	0.0	-
9:56	0.0	0.0	9:56	0.0	0.0	-
9:57	0.0	0.0	9:57	0.0	0.0	-
9:58	0.0	0.0	9:58	0.0	0.0	-
9:59	0.0	0.0	9:59	0.0	0.0	-
10:00	0.0	0.0	10:00	0.0	0.0	-
10:01	0.0	0.0	10:01	0.0	0.0	-
10:02	0.0	0.0	10:02	0.0	0.0	-
10:03	0.0	0.0	10:03	0.0	0.0	-
10:04	0.0	0.0	10:04	0.0	0.0	-
10:05	0.0	0.0	10:05	0.0	0.0	-
10:06	0.0	0.0	10:06	0.0	0.0	-
10:07	0.0	0.0	10:07	0.0	0.0	-
10:08	0.0	0.0	10:08	0.0	0.0	-
10:09	0.0	0.0	10:09	0.0	0.0	-
10:10	0.0	0.0	10:10	0.0	0.0	-
10:11	0.0	0.0	10:11	0.0	0.0	-
10:12	0.0	0.0	10:12	0.0	0.0	-
10:13	0.0	0.0	10:13	0.0	0.0	-
10:14	0.0	0.0	10:14	0.0	0.0	-
10:15	0.0	0.0	10:15	0.0	0.0	-
10:16	0.0	0.0	10:16	0.0	0.0	-
10:17	0.0	0.0	10:17	0.0	0.0	-
10:18	0.0	0.0	10:18	0.0	0.0	-
10:19	0.0	0.0	10:19	0.0	0.0	-
10:20	0.0	0.0	10:20	0.0	0.0	-
10:21	0.0	0.0	10:21	0.0	0.0	-
10:22	0.0	0.0	10:22	0.0	0.0	-
10:23	0.0	0.0	10:23	0.0	0.0	-
10:24	0.0	0.0	10:24	0.0	0.0	-
10:25	0.0	0.0	10:25	0.0	0.0	-
10:26	0.0	0.0	10:26	0.0	0.0	-
10:27	0.0	0.0	10:27	0.0	0.0	-
10:28	0.0	0.0	10:28	0.0	0.0	-
10:29	0.0	0.0	10:29	0.0	0.0	-
10:30	0.0	0.0	10:30	0.0	0.0	-
10:31	0.0	0.0	10:31	0.0	0.0	-
10:32	0.0	0.0	10:32	0.0	0.0	-
10:33	0.0	0.0	10:33	0.0	0.0	-
10:34	0.0	0.0	10:34	0.0	0.0	-

Grand Union Bowling Alley Site
BCP #360222
150 Westchester Avenue, Port Chester
November 15, 2024

PID DATA						
Upwind			Downwind			
Time	Concentration (ppm)	15-Min Avg Concentration (ppm)	Time	Concentration (ppm)	15-Min Avg Concentration (ppm)	Exceeds VOC Alarm Limit
10:35	0.0	0.0	10:35	0.0	0.0	-
10:36	0.0	0.0	10:36	0.0	0.0	-
10:37	0.0	0.0	10:37	0.0	0.0	-
10:38	0.0	0.0	10:38	0.0	0.0	-
10:39	0.0	0.0	10:39	0.0	0.0	-
10:40	0.0	0.0	10:40	0.0	0.0	-
10:41	0.0	0.0	10:41	0.0	0.0	-
10:42	0.0	0.0	10:42	0.0	0.0	-
10:43	0.0	0.0	10:43	0.0	0.0	-
10:44	0.0	0.0	10:44	0.0	0.0	-
10:45	0.0	0.0	10:45	0.0	0.0	-
10:46	0.0	0.0	10:46	0.0	0.0	-
10:47	0.0	0.0	10:47	0.0	0.0	-
10:48	0.0	0.0	10:48	0.0	0.0	-
10:49	0.0	0.0	10:49	0.0	0.0	-
10:50	0.0	0.0	10:50	0.0	0.0	-
10:51	0.0	0.0	10:51	0.0	0.0	-
10:52	0.0	0.0	10:52	0.0	0.0	-
10:53	0.0	0.0	10:53	0.0	0.0	-
10:54	0.0	0.0	10:54	0.0	0.0	-
10:55	0.0	0.0	10:55	0.0	0.0	-
10:56	0.0	0.0	10:56	0.0	0.0	-
10:57	0.0	0.0	10:57	0.0	0.0	-
10:58	0.0	0.0	10:58	0.0	0.0	-
10:59	0.0	0.0	10:59	0.0	0.0	-
11:00	0.0	0.0	11:00	0.0	0.0	-
11:01	0.0	0.0	11:01	0.0	0.0	-
11:02	0.0	0.0	11:02	0.0	0.0	-
11:03	0.0	0.0	11:03	0.0	0.0	-
11:04	0.0	0.0	11:04	0.0	0.0	-
11:05	0.0	0.0	11:05	0.0	0.0	-
11:06	0.0	0.0	11:06	0.0	0.0	-
11:07	0.0	0.0	11:07	0.0	0.0	-
11:08	0.0	0.0	11:08	0.0	0.0	-
11:09	0.0	0.0	11:09	0.0	0.0	-
11:10	0.0	0.0	11:10	0.0	0.0	-
11:11	0.0	0.0	11:11	0.0	0.0	-
11:12	0.0	0.0	11:12	0.0	0.0	-
11:13	0.0	0.0	11:13	0.0	0.0	-
11:14	0.0	0.0	11:14	0.0	0.0	-
11:15	0.0	0.0	11:15	0.0	0.0	-
11:16	0.0	0.0	11:16	0.0	0.0	-
11:17	0.0	0.0	11:17	0.0	0.0	-
11:18	0.0	0.0	11:18	0.0	0.0	-
11:19	0.0	0.0	11:19	0.0	0.0	-
11:20	0.0	0.0	11:20	0.0	0.0	-
11:21	0.0	0.0	11:21	0.0	0.0	-
11:22	0.0	0.0	11:22	0.0	0.0	-

Grand Union Bowling Alley Site
BCP #360222
150 Westchester Avenue, Port Chester
November 15, 2024

PID DATA						
Upwind			Downwind			
Time	Concentration (ppm)	15-Min Avg Concentration (ppm)	Time	Concentration (ppm)	15-Min Avg Concentration (ppm)	Exceeds VOC Alarm Limit
11:23	0.0	0.0	11:23	0.0	0.0	-
11:24	0.0	0.0	11:24	0.0	0.0	-
11:25	0.0	0.0	11:25	0.0	0.0	-
11:26	0.0	0.0	11:26	0.0	0.0	-
11:27	0.0	0.0	11:27	0.0	0.0	-
11:28	0.0	0.0	11:28	0.0	0.0	-
11:29	0.0	0.0	11:29	0.0	0.0	-
11:30	0.0	0.0	11:30	0.0	0.0	-
11:31	0.0	0.0	11:31	0.0	0.0	-
11:32	0.0	0.0	11:32	0.0	0.0	-
11:33	0.0	0.0	11:33	0.0	0.0	-
11:34	0.0	0.0	11:34	0.0	0.0	-
11:35	0.0	0.0	11:35	0.0	0.0	-
11:36	0.0	0.0	11:36	0.0	0.0	-
11:37	0.0	0.0	11:37	0.0	0.0	-
11:38	0.0	0.0	11:38	0.0	0.0	-
11:39	0.0	0.0	11:39	0.0	0.0	-
11:40	0.0	0.0	11:40	0.0	0.0	-
11:41	0.0	0.0	11:41	0.0	0.0	-
11:42	0.0	0.0	11:42	0.0	0.0	-
11:43	0.0	0.0	11:43	0.0	0.0	-
11:44	0.0	0.0	11:44	0.0	0.0	-
11:45	0.0	0.0	11:45	0.0	0.0	-
11:46	0.0	0.0	11:46	0.0	0.0	-
11:47	0.0	0.0	11:47	0.0	0.0	-
11:48	0.0	0.0	11:48	0.0	0.0	-
11:49	0.0	0.0	11:49	0.0	0.0	-
11:50	0.0	0.0	11:50	0.0	0.0	-
11:51	0.0	0.0	11:51	0.0	0.0	-
11:52	0.0	0.0	11:52	0.0	0.0	-
11:53	0.0	0.0	11:53	0.0	0.0	-
11:54	0.0	0.0	11:54	0.0	0.0	-
11:55	0.0	0.0	11:55	0.0	0.0	-
11:56	0.0	0.0	11:56	0.0	0.0	-
11:57	0.0	0.0	11:57	0.0	0.0	-
11:58	0.0	0.0	11:58	0.0	0.0	-
11:59	0.0	0.0	11:59	0.0	0.0	-
12:00	0.0	0.0	12:00	0.0	0.0	-
12:01	0.0	0.0	12:01	0.0	0.0	-
12:02	0.0	0.0	12:02	0.0	0.0	-
12:03	0.0	0.0	12:03	0.0	0.0	-
12:04	0.0	0.0	12:04	0.0	0.0	-
12:05	0.0	0.0	12:05	0.0	0.0	-
12:06	0.0	0.0	12:06	0.0	0.0	-
12:07	0.0	0.0	12:07	0.0	0.0	-
12:08	0.0	0.0	12:08	0.0	0.0	-
12:09	0.0	0.0	12:09	0.0	0.0	-
12:10	0.0	0.0	12:10	0.0	0.0	-

Grand Union Bowling Alley Site
BCP #360222
150 Westchester Avenue, Port Chester
November 15, 2024

PID DATA						
Upwind			Downwind			
Time	Concentration (ppm)	15-Min Avg Concentration (ppm)	Time	Concentration (ppm)	15-Min Avg Concentration (ppm)	Exceeds VOC Alarm Limit
12:11	0.0	0.0	12:11	0.0	0.0	-
12:12	0.0	0.0	12:12	0.0	0.0	-
12:13	0.0	0.0	12:13	0.0	0.0	-
12:14	0.0	0.0	12:14	0.0	0.0	-
12:15	0.0	0.0	12:15	0.0	0.0	-
12:16	0.0	0.0	12:16	0.0	0.0	-
12:17	0.0	0.0	12:17	0.0	0.0	-
12:18	0.0	0.0	12:18	0.0	0.0	-
12:19	0.0	0.0	12:19	0.0	0.0	-
12:20	0.0	0.0	12:20	0.0	0.0	-
12:21	0.0	0.0	12:21	0.0	0.0	-
12:22	0.0	0.0	12:22	0.0	0.0	-
12:23	0.0	0.0	12:23	0.0	0.0	-
12:24	0.0	0.0	12:24	0.0	0.0	-
12:25	0.0	0.0	12:25	0.0	0.0	-
12:26	0.0	0.0	12:26	0.0	0.0	-
12:27	0.0	0.0	12:27	0.0	0.0	-
12:28	0.0	0.0	12:28	0.0	0.0	-
12:29	0.0	0.0	12:29	0.0	0.0	-
12:30	0.0	0.0	12:30	0.0	0.0	-
12:31	0.0	0.0	12:31	0.0	0.0	-
12:32	0.0	0.0	12:32	0.0	0.0	-
12:33	0.0	0.0	12:33	0.0	0.0	-
12:34	0.0	0.0	12:34	0.0	0.0	-
12:35	0.0	0.0	12:35	0.0	0.0	-
12:36	0.0	0.0	12:36	0.0	0.0	-
12:37	0.0	0.0	12:37	0.0	0.0	-
12:38	0.0	0.0	12:38	0.0	0.0	-
12:39	0.0	0.0	12:39	0.0	0.0	-
12:40	0.0	0.0	12:40	0.0	0.0	-
12:41	0.0	0.0	12:41	0.0	0.0	-
12:42	0.0	0.0	12:42	0.0	0.0	-
12:43	0.0	0.0	12:43	0.0	0.0	-
12:44	0.0	0.0	12:44	0.0	0.0	-
12:45	0.0	0.0	12:45	0.0	0.0	-
12:46	0.0	0.0	12:46	0.0	0.0	-
12:47	0.0	0.0	12:47	0.0	0.0	-
12:48	0.0	0.0	12:48	0.0	0.0	-
12:49	0.0	0.0	12:49	0.0	0.0	-
12:50	0.0	0.0	12:50	0.0	0.0	-
12:51	0.0	0.0	12:51	0.0	0.0	-
12:52	0.0	0.0	12:52	0.0	0.0	-
12:53	0.0	0.0	12:53	0.0	0.0	-
12:54	0.0	0.0	12:54	0.0	0.0	-
12:55	0.0	0.0	12:55	0.0	0.0	-
12:56	0.0	0.0	12:56	0.0	0.0	-
12:57	0.0	0.0	12:57	0.0	0.0	-
12:58	0.0	0.0	12:58	0.0	0.0	-

Grand Union Bowling Alley Site
BCP #360222
150 Westchester Avenue, Port Chester
November 15, 2024

PID DATA						
Upwind			Downwind			
Time	Concentration (ppm)	15-Min Avg Concentration (ppm)	Time	Concentration (ppm)	15-Min Avg Concentration (ppm)	Exceeds VOC Alarm Limit
12:59	0.0	0.0	12:59	0.0	0.0	-
13:00	0.0	0.0	13:00	0.0	0.0	-
13:01	0.0	0.0	13:01	0.0	0.0	-
13:02	0.0	0.0	13:02	0.0	0.0	-
13:03	0.0	0.0	13:03	0.0	0.0	-
13:04	0.0	0.0	13:04	0.0	0.0	-
13:05	0.0	0.0	13:05	0.0	0.0	-
13:06	0.0	0.0	13:06	0.0	0.0	-
13:07	0.0	0.0	13:07	0.0	0.0	-
13:08	0.0	0.0	13:08	0.0	0.0	-
13:09	0.0	0.0	13:09	0.0	0.0	-
13:10	0.0	0.0	13:10	0.0	0.0	-
13:11	0.0	0.0	13:11	0.0	0.0	-
13:12	0.0	0.0	13:12	0.0	0.0	-
13:13	0.0	0.0	13:13	0.0	0.0	-
13:14	0.0	0.0	13:14	0.0	0.0	-
13:15	0.0	0.0	13:15	0.0	0.0	-
13:16	0.0	0.0	13:16	0.0	0.0	-
13:17	0.0	0.0	13:17	0.0	0.0	-
13:18	0.0	0.0	13:18	0.0	0.0	-
13:19	0.0	0.0	13:19	0.0	0.0	-
13:20	0.0	0.0	13:20	0.0	0.0	-
13:21	0.0	0.0	13:21	0.0	0.0	-
13:22	0.0	0.0	13:22	0.0	0.0	-
13:23	0.0	0.0	13:23	0.0	0.0	-
13:24	0.0	0.0	13:24	0.0	0.0	-
13:25	0.0	0.0	13:25	0.0	0.0	-
13:26	0.0	0.0	13:26	0.0	0.0	-
13:27	0.0	0.0	13:27	0.0	0.0	-
13:28	0.0	0.0	13:28	0.0	0.0	-
13:29	0.0	0.0	13:29	0.0	0.0	-
13:30	0.0	0.0	13:30	0.0	0.0	-
13:31	0.0	0.0	13:31	0.0	0.0	-
13:32	0.0	0.0	13:32	0.0	0.0	-
13:33	0.0	0.0	13:33	0.0	0.0	-
13:34	0.0	0.0	13:34	0.0	0.0	-
13:35	0.0	0.0	13:35	0.0	0.0	-
13:36	0.0	0.0	13:36	0.0	0.0	-
13:37	0.0	0.0	13:37	0.0	0.0	-
13:38	0.0	0.0	13:38	0.0	0.0	-
13:39	0.0	0.0	13:39	0.0	0.0	-
13:40	0.0	0.0	13:40	0.0	0.0	-
13:41	0.0	0.0	13:41	0.0	0.0	-
13:42	0.0	0.0	13:42	0.0	0.0	-
13:43	0.0	0.0	13:43	0.0	0.0	-
13:44	0.0	0.0	13:44	0.0	0.0	-
13:45	0.0	0.0	13:45	0.0	0.0	-
13:46	0.0	0.0	13:46	0.0	0.0	-

Grand Union Bowling Alley Site
BCP #360222
150 Westchester Avenue, Port Chester
November 15, 2024

PID DATA						
Upwind			Downwind			
Time	Concentration (ppm)	15-Min Avg Concentration (ppm)	Time	Concentration (ppm)	15-Min Avg Concentration (ppm)	Exceeds VOC Alarm Limit
13:47	0.0	0.0	13:47	0.0	0.0	-
13:48	0.0	0.0	13:48	0.0	0.0	-
13:49	0.0	0.0	13:49	0.0	0.0	-
13:50	0.0	0.0	13:50	0.0	0.0	-
13:51	0.0	0.0	13:51	0.0	0.0	-
13:52	0.0	0.0	13:52	0.0	0.0	-
13:53	0.0	0.0	13:53	0.0	0.0	-
13:54	0.0	0.0	13:54	0.0	0.0	-
13:55	0.0	0.0	13:55	0.0	0.0	-
13:56	0.0	0.0	13:56	0.0	0.0	-
13:57	0.0	0.0	13:57	0.0	0.0	-
13:58	0.0	0.0	13:58	0.0	0.0	-
13:59	0.0	0.0	13:59	0.0	0.0	-
14:00	0.0	0.0	14:00	0.0	0.0	-
14:01	0.0	0.0	14:01	0.0	0.0	-
14:02	0.0	0.0	14:02	0.0	0.0	-
14:03	0.0	0.0	14:03	0.0	0.0	-
14:04	0.0	0.0	14:04	0.0	0.0	-
14:05	0.0	0.0	14:05	0.0	0.0	-
14:06	0.0	0.0	14:06	0.0	0.0	-
14:07	0.0	0.0	14:07	0.0	0.0	-
14:08	0.0	0.0	14:08	0.0	0.0	-
14:09	0.0	0.0	14:09	0.0	0.0	-
14:10	0.0	0.0	14:10	0.0	0.0	-
14:11	0.0	0.0	14:11	0.0	0.0	-
14:12	0.0	0.0	14:12	0.0	0.0	-
14:13	0.0	0.0	14:13	0.0	0.0	-
14:14	0.0	0.0	14:14	0.0	0.0	-
14:15	0.0	0.0	14:15	0.0	0.0	-
14:16	0.0	0.0	14:16	0.0	0.0	-
14:17	0.0	0.0	14:17	0.0	0.0	-
14:18	0.0	0.0	14:18	0.0	0.0	-
14:19	0.0	0.0	14:19	0.0	0.0	-
14:20	0.0	0.0	14:20	0.0	0.0	-
14:21	0.0	0.0	14:21	0.0	0.0	-
14:22	0.0	0.0	14:22	0.0	0.0	-
14:23	0.0	0.0	14:23	0.0	0.0	-
14:24	0.0	0.0	14:24	0.0	0.0	-
14:25	0.0	0.0	14:25	0.0	0.0	-
14:26	0.0	0.0	14:26	0.0	0.0	-
14:27	0.0	0.0	14:27	0.0	0.0	-
14:28	0.0	0.0	14:28	0.0	0.0	-
14:29	0.0	0.0	14:29	0.0	0.0	-
14:30	0.0	0.0	14:30	0.0	0.0	-
14:31	0.0	0.0	14:31	0.0	0.0	-
14:32	0.0	0.0	14:32	0.0	0.0	-
14:33	0.0	0.0	14:33	0.0	0.0	-
14:34	0.0	0.0	14:34	0.0	0.0	-

Grand Union Bowling Alley Site
BCP #360222
150 Westchester Avenue, Port Chester
November 15, 2024

PID DATA						
Upwind			Downwind			
Time	Concentration (ppm)	15-Min Avg Concentration (ppm)	Time	Concentration (ppm)	15-Min Avg Concentration (ppm)	Exceeds VOC Alarm Limit
14:35	0.0	0.0	14:35	0.0	0.0	-
14:36	0.0	0.0	14:36	0.0	0.0	-
14:37	0.0	0.0	14:37	0.0	0.0	-
14:38	0.0	0.0	14:38	0.0	0.0	-
14:39	0.0	0.0	14:39	0.0	0.0	-
14:40	0.0	0.0	14:40	0.0	0.0	-
14:41	0.0	0.0	14:41	0.0	0.0	-
14:42	0.0	0.0	14:42	0.0	0.0	-
14:43	0.0	0.0	14:43	0.0	0.0	-
14:44	0.0	0.0	14:44	0.0	0.0	-
14:45	0.0	0.0	14:45	0.0	0.0	-
14:46	0.0	0.0	14:46	0.0	0.0	-
14:47	0.0	0.0	14:47	0.0	0.0	-
14:48	0.0	0.0	14:48	0.0	0.0	-
14:49	0.0	0.0	14:49	0.0	0.0	-
14:50	0.0	0.0	14:50	0.0	0.0	-
14:51	0.0	0.0	14:51	0.0	0.0	-
14:52	0.0	0.0	14:52	0.0	0.0	-

SESI CONSULTING ENGINEERS

959 US-46 Floor 3, Suite 300 - Parsippany-Troy Hills, NJ

DAILY AIR MONITORING REPORT
150 Westchester Avenue
Port Chester, New York

11/18/2024

Rev. No. 0 | Page 1 of 2

Project Number: 11895A

Dust Action Level: 150 µg/m^3

VOC Action Level: 5 ppm

Weather Data Range for Work Day		Wind Direction	NW	Relative Humidity (%)	36.0 - 62.0	Daily Rain Total (in)	0.00	Readings in the summary table and graphs below are the reported downwind concentrations.
Temperature (°F)	52.0 - 65.0	Wind Speed (MPH)	1.8 - 10.7	Barometer (inHg)	29.80 - 29.90	Avg. Dew Point Temp (°F)	43.3	

Station Location	Daily Avg. Dust Concentration (µg/m^3)	Max 15-Min Dust Concentration (µg/m^3)	Time of Max Dust Reading	Daily Avg. VOC Concentration (ppm)	Max 15-Min VOC Concentration (ppm)	Time of Max VOC Reading
Upwind	25.4	98.6	13:32	0.0	0.0	9:14
Downwind	58.9	87.1	14:59	0.0	0.0	9:12

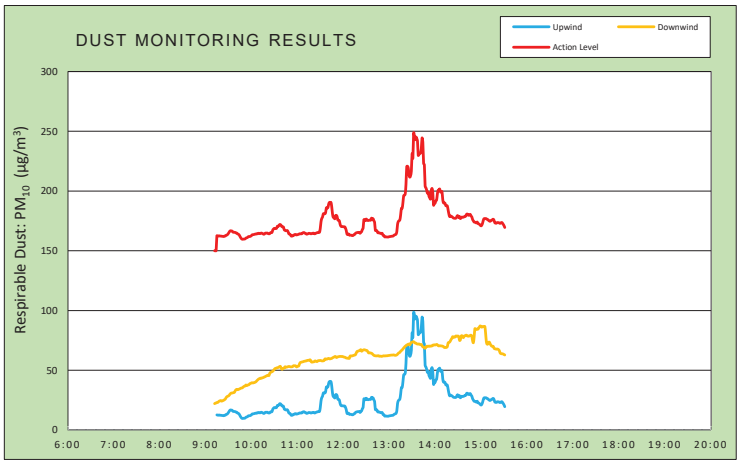

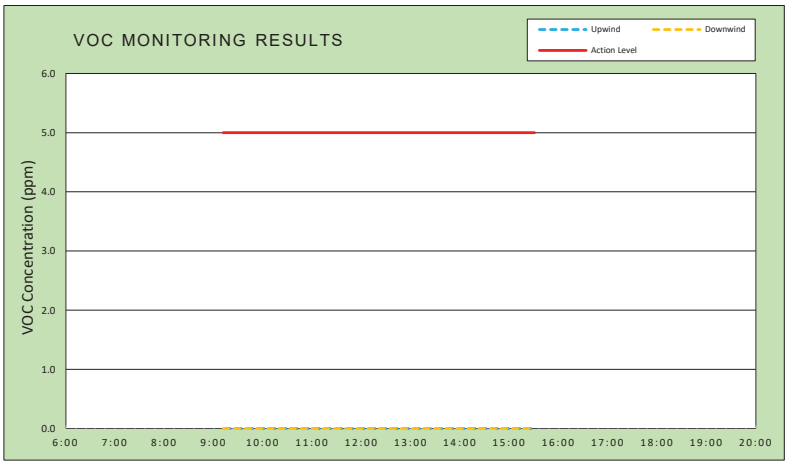

Air Monitoring Notes:

Weather Notes:

EMILCOTT
A Triumvirate Environmental Company

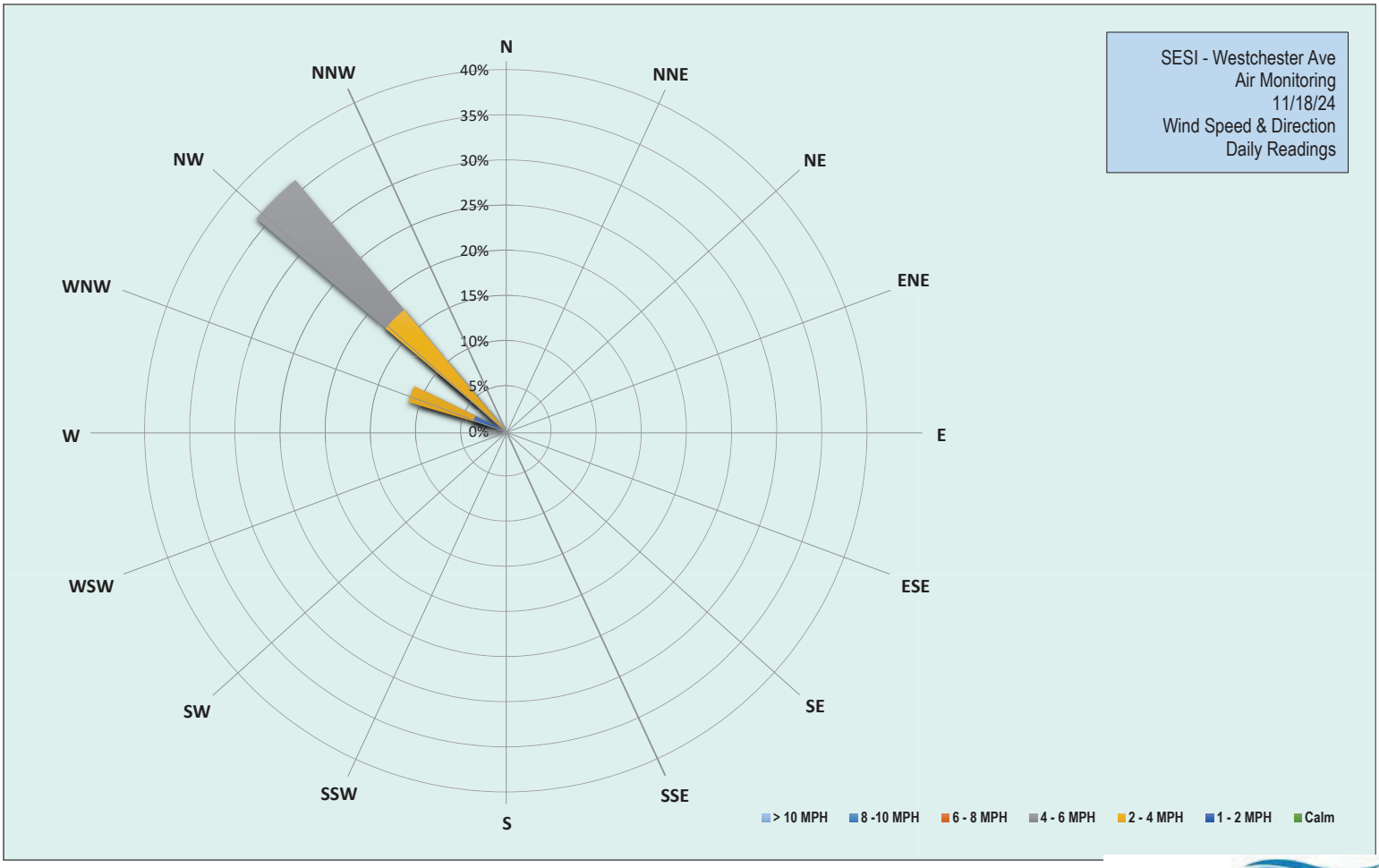

EMILCOTT
A Triumvirate Environmental Company

Grand Union Bowling Alley Site
BCP #360222
150 Westchester Avenue, Port Chester
November 18, 2024

Monday, November 18, 2024						
Number of Instances Where Downwind Particulates Exceeds Upwind Particulate + 150 =						0
Number of Comparable Data Points =						377
Start Time:						8:57
End Time:						15:31
PARTICULATE DATA						
Upwind			Downwind			Exceeds Particulate Alarm Limit
Time	Concentration (ug/m^3)	15-Min Avg Concentration (ug/m^3)	Time	Concentration (ug/m^3)	15-Min Avg Concentration (ug/m^3)	
8:57	-	-	8:57	18.3	-	-
8:58	-	-	8:58	15.8	-	-
8:59	-	-	8:59	20.0	-	-
9:00	20.5	-	9:00	19.8	-	-
9:01	12.5	-	9:01	23.3	-	-
9:02	11.5	-	9:02	17.0	-	-
9:03	11.8	-	9:03	17.5	-	-
9:04	15.5	-	9:04	21.0	-	-
9:05	11.5	-	9:05	27.0	-	-
9:06	24.0	-	9:06	35.0	-	-
9:07	14.8	-	9:07	26.3	-	-
9:08	10.3	-	9:08	22.8	-	-
9:09	13.5	-	9:09	23.0	-	-
9:10	10.0	-	9:10	20.0	-	-
9:11	9.8	-	9:11	21.0	-	-
9:12	10.8	-	9:12	21.5	22.1	-
9:13	10.3	-	9:13	20.5	22.4	-
9:14	9.5	-	9:14	23.5	22.6	-
9:15	13.5	12.6	9:15	25.8	23.0	-
9:16	10.0	12.4	9:16	23.3	23.0	-
9:17	10.0	12.3	9:17	25.3	23.6	-
9:18	14.5	12.5	9:18	25.8	24.1	-
9:19	12.3	12.3	9:19	25.0	24.4	-
9:20	11.5	12.3	9:20	30.3	24.6	-
9:21	22.5	12.2	9:21	28.0	24.1	-
9:22	13.0	12.1	9:22	29.5	24.3	-
9:23	9.8	12.1	9:23	26.8	24.6	-
9:24	11.5	11.9	9:24	27.8	24.9	-
9:25	16.3	12.3	9:25	27.0	25.4	-
9:26	9.3	12.3	9:26	27.8	25.8	-
9:27	20.5	13.0	9:27	39.3	27.0	-
9:28	13.3	13.2	9:28	31.5	27.8	-
9:29	16.8	13.6	9:29	30.0	28.2	-
9:30	26.5	14.5	9:30	29.8	28.5	-
9:31	25.5	15.5	9:31	31.3	29.0	-
9:32	24.0	16.5	9:32	38.5	29.9	-
9:33	18.5	16.7	9:33	36.0	30.6	-
9:34	9.8	16.6	9:34	30.3	30.9	-
9:35	9.8	16.5	9:35	30.5	30.9	-
9:36	9.8	15.6	9:36	31.0	31.1	-
9:37	11.3	15.5	9:37	32.0	31.3	-

Grand Union Bowling Alley Site
BCP #360222
150 Westchester Avenue, Port Chester
November 18, 2024

PARTICULATE DATA						
Upwind			Downwind			Exceeds Particulate Alarm Limit
Time	Concentration (ug/m^3)	15-Min Avg Concentration (ug/m^3)	Time	Concentration (ug/m^3)	15-Min Avg Concentration (ug/m^3)	
9:38	9.3	15.5	9:38	31.0	31.6	-
9:39	9.3	15.3	9:39	47.8	32.9	-
9:40	9.8	14.9	9:40	36.8	33.6	-
9:41	9.0	14.9	9:41	35.8	34.1	-
9:42	9.3	14.1	9:42	33.3	33.7	-
9:43	9.8	13.9	9:43	34.5	33.9	-
9:44	8.8	13.3	9:44	34.3	34.2	-
9:45	9.8	12.2	9:45	34.5	34.5	-
9:46	8.3	11.1	9:46	36.5	34.8	-
9:47	10.5	10.2	9:47	42.8	35.1	-
9:48	11.3	9.7	9:48	37.0	35.2	-
9:49	9.5	9.7	9:49	38.0	35.7	-
9:50	11.3	9.8	9:50	39.3	36.3	-
9:51	10.3	9.8	9:51	36.0	36.6	-
9:52	14.5	10.0	9:52	35.3	36.8	-
9:53	18.5	10.6	9:53	43.5	37.7	-
9:54	13.0	10.9	9:54	39.8	37.1	-
9:55	13.3	11.1	9:55	42.3	37.5	-
9:56	18.8	11.8	9:56	38.8	37.7	-
9:57	11.3	11.9	9:57	37.0	38.0	-
9:58	10.0	11.9	9:58	46.3	38.7	-
9:59	13.0	12.2	9:59	37.5	39.0	-
10:00	15.3	12.6	10:00	40.0	39.3	-
10:01	19.8	13.3	10:01	39.5	39.5	-
10:02	12.3	13.5	10:02	39.8	39.3	-
10:03	12.8	13.6	10:03	40.8	39.6	-
10:04	12.3	13.7	10:04	39.5	39.7	-
10:05	14.5	14.0	10:05	44.3	40.0	-
10:06	10.3	14.0	10:06	41.5	40.4	-
10:07	20.3	14.3	10:07	45.8	41.1	-
10:08	15.3	14.1	10:08	53.5	41.7	-
10:09	19.3	14.5	10:09	48.5	42.3	-
10:10	14.5	14.6	10:10	49.5	42.8	-
10:11	14.0	14.3	10:11	41.8	43.0	-
10:12	14.8	14.5	10:12	43.5	43.4	-
10:13	14.3	14.8	10:13	42.8	43.2	-
10:14	9.5	14.6	10:14	42.8	43.6	-
10:15	10.3	14.3	10:15	43.3	43.8	-
10:16	14.0	13.9	10:16	42.3	44.0	-
10:17	13.8	14.0	10:17	46.3	44.4	-
10:18	23.3	14.7	10:18	43.5	44.6	-
10:19	14.3	14.8	10:19	46.3	45.0	-
10:20	13.8	14.8	10:20	48.3	45.3	-
10:21	11.5	14.8	10:21	47.8	45.7	-
10:22	12.8	14.3	10:22	46.5	45.8	-
10:23	13.5	14.2	10:23	49.8	45.5	-
10:24	20.8	14.3	10:24	75.8	47.3	-
10:25	26.8	15.1	10:25	61.5	48.1	-

Grand Union Bowling Alley Site
BCP #360222
150 Westchester Avenue, Port Chester
November 18, 2024

PARTICULATE DATA						
Upwind			Downwind			Exceeds Particulate Alarm Limit
Time	Concentration (ug/m^3)	15-Min Avg Concentration (ug/m^3)	Time	Concentration (ug/m^3)	15-Min Avg Concentration (ug/m^3)	
10:26	14.5	15.2	10:26	46.5	48.4	-
10:27	17.3	15.3	10:27	48.0	48.7	-
10:28	44.8	17.4	10:28	49.5	49.2	-
10:29	21.8	18.2	10:29	53.5	49.9	-
10:30	19.3	18.8	10:30	55.3	50.7	-
10:31	11.0	18.6	10:31	53.3	51.4	-
10:32	14.0	18.6	10:32	48.0	51.6	-
10:33	27.0	18.9	10:33	49.5	52.0	-
10:34	40.0	20.6	10:34	47.8	52.1	-
10:35	11.8	20.4	10:35	52.0	52.3	-
10:36	20.3	21.0	10:36	53.5	52.7	-
10:37	26.8	22.0	10:37	52.3	53.1	-
10:38	12.3	21.9	10:38	52.3	53.2	-
10:39	10.3	21.2	10:39	51.3	51.6	-
10:40	10.5	20.1	10:40	48.5	50.7	-
10:41	14.8	20.1	10:41	53.0	51.2	-
10:42	12.5	19.8	10:42	55.5	51.7	-
10:43	11.0	17.5	10:43	53.0	51.9	-
10:44	15.5	17.1	10:44	68.5	52.9	-
10:45	14.0	16.8	10:45	51.3	52.6	-
10:46	12.5	16.9	10:46	51.8	52.5	-
10:47	14.8	16.9	10:47	51.8	52.8	-
10:48	11.5	15.9	10:48	52.0	53.0	-
10:49	14.0	14.2	10:49	50.5	53.1	-
10:50	9.5	14.0	10:50	50.5	53.0	-
10:51	12.0	13.5	10:51	51.0	52.9	-
10:52	10.0	12.3	10:52	52.0	52.9	-
10:53	11.5	12.3	10:53	52.5	52.9	-
10:54	13.0	12.5	10:54	54.8	53.1	-
10:55	21.0	13.2	10:55	58.0	53.7	-
10:56	12.5	13.0	10:56	53.0	53.7	-
10:57	21.3	13.6	10:57	55.0	53.7	-
10:58	10.8	13.6	10:58	52.0	53.6	-
10:59	10.3	13.2	10:59	55.5	52.8	-
11:00	17.3	13.5	11:00	56.3	53.1	-
11:01	14.8	13.6	11:01	55.8	53.4	-
11:02	18.5	13.9	11:02	56.0	53.7	-
11:03	17.3	14.2	11:03	79.3	55.5	-
11:04	12.8	14.2	11:04	65.0	56.4	-
11:05	12.0	14.3	11:05	54.0	56.7	-
11:06	10.0	14.2	11:06	54.3	56.9	-
11:07	21.0	14.9	11:07	53.8	57.0	-
11:08	15.3	15.2	11:08	56.3	57.3	-
11:09	13.5	15.2	11:09	58.0	57.5	-
11:10	12.5	14.6	11:10	59.5	57.6	-
11:11	10.8	14.5	11:11	56.3	57.8	-
11:12	12.3	13.9	11:12	55.5	57.8	-
11:13	12.0	14.0	11:13	57.8	58.2	-

Grand Union Bowling Alley Site
BCP #360222
150 Westchester Avenue, Port Chester
November 18, 2024

PARTICULATE DATA						
Upwind			Downwind			Exceeds Particulate Alarm Limit
Time	Concentration (ug/m^3)	15-Min Avg Concentration (ug/m^3)	Time	Concentration (ug/m^3)	15-Min Avg Concentration (ug/m^3)	
11:14	13.8	14.2	11:14	56.3	58.3	-
11:15	22.8	14.6	11:15	57.8	58.4	-
11:16	13.8	14.5	11:16	58.5	58.5	-
11:17	17.0	14.4	11:17	58.5	58.7	-
11:18	13.0	14.2	11:18	58.3	57.3	-
11:19	17.3	14.5	11:19	56.8	56.8	-
11:20	12.5	14.5	11:20	56.8	56.9	-
11:21	15.0	14.8	11:21	54.8	57.0	-
11:22	14.5	14.4	11:22	56.3	57.1	-
11:23	12.5	14.2	11:23	65.3	57.7	-
11:24	19.8	14.6	11:24	57.3	57.7	-
11:25	16.0	14.9	11:25	54.5	57.4	-
11:26	15.3	15.2	11:26	55.0	57.3	-
11:27	13.0	15.2	11:27	64.8	57.9	-
11:28	17.8	15.6	11:28	60.0	58.0	-
11:29	11.0	15.4	11:29	56.8	58.1	-
11:30	70.0	18.6	11:30	59.5	58.2	-
11:31	99.8	24.3	11:31	56.5	58.1	-
11:32	58.3	27.0	11:32	55.3	57.8	-
11:33	30.8	28.2	11:33	57.5	57.8	-
11:34	58.3	31.0	11:34	58.5	57.9	-
11:35	15.3	31.1	11:35	60.0	58.1	-
11:36	11.8	30.9	11:36	73.8	59.4	-
11:37	29.3	31.9	11:37	57.5	59.5	-
11:38	74.3	36.0	11:38	60.8	59.2	-
11:39	16.0	35.8	11:39	60.8	59.4	-
11:40	20.5	36.1	11:40	58.5	59.7	-
11:41	59.8	39.0	11:41	58.8	59.9	-
11:42	35.3	40.5	11:42	59.3	59.6	-
11:43	15.8	40.4	11:43	59.8	59.5	-
11:44	13.0	40.5	11:44	59.8	59.7	-
11:45	14.3	36.8	11:45	62.0	59.9	-
11:46	13.0	31.0	11:46	63.3	60.4	-
11:47	12.5	28.0	11:47	60.5	60.7	-
11:48	29.3	27.9	11:48	62.0	61.0	-
11:49	40.8	26.7	11:49	64.8	61.4	-
11:50	56.3	29.4	11:50	60.5	61.5	-
11:51	14.8	29.6	11:51	61.5	60.6	-
11:52	14.8	28.7	11:52	61.0	60.9	-
11:53	28.8	25.6	11:53	66.0	61.2	-
11:54	15.0	25.6	11:54	62.3	61.3	-
11:55	11.0	24.9	11:55	61.5	61.5	-
11:56	16.5	22.1	11:56	58.8	61.5	-
11:57	13.3	20.6	11:57	60.0	61.6	-
11:58	10.3	20.2	11:58	58.0	61.5	-
11:59	14.0	20.3	11:59	60.5	61.5	-
12:00	12.0	20.1	12:00	58.3	61.3	-
12:01	11.0	20.0	12:01	59.8	61.0	-

Grand Union Bowling Alley Site
BCP #360222
150 Westchester Avenue, Port Chester
November 18, 2024

PARTICULATE DATA						
Upwind			Downwind			Exceeds Particulate Alarm Limit
Time	Concentration (ug/m^3)	15-Min Avg Concentration (ug/m^3)	Time	Concentration (ug/m^3)	15-Min Avg Concentration (ug/m^3)	
12:02	12.8	20.0	12:02	58.5	60.9	-
12:03	11.8	18.9	12:03	57.5	60.6	-
12:04	10.5	16.8	12:04	59.5	60.2	-
12:05	11.0	13.8	12:05	59.0	60.1	-
12:06	12.0	13.6	12:06	60.0	60.0	-
12:07	22.0	14.1	12:07	62.5	60.1	-
12:08	12.3	13.0	12:08	62.3	59.9	-
12:09	16.3	13.1	12:09	93.0	61.9	-
12:10	11.3	13.1	12:10	61.0	61.9	-
12:11	12.3	12.8	12:11	60.0	62.0	-
12:12	11.3	12.7	12:12	60.8	62.0	-
12:13	12.3	12.8	12:13	62.0	62.3	-
12:14	24.8	13.6	12:14	63.3	62.5	-
12:15	13.5	13.7	12:15	62.5	62.8	-
12:16	25.0	14.6	12:16	62.5	63.0	-
12:17	18.8	15.0	12:17	79.5	64.4	-
12:18	14.8	15.2	12:18	77.3	65.7	-
12:19	12.8	15.3	12:19	62.3	65.9	-
12:20	11.3	15.4	12:20	63.5	66.2	-
12:21	12.5	15.4	12:21	64.0	66.4	-
12:22	10.0	14.6	12:22	66.8	66.7	-
12:23	27.5	15.6	12:23	70.0	67.2	-
12:24	21.0	15.9	12:24	73.0	65.9	-
12:25	39.5	17.8	12:25	70.0	66.5	-
12:26	29.5	19.0	12:26	65.3	66.8	-
12:27	118.0	26.1	12:27	64.8	67.1	-
12:28	11.5	26.0	12:28	61.5	67.1	-
12:29	12.3	25.2	12:29	60.0	66.9	-
12:30	34.5	26.6	12:30	59.3	66.6	-
12:31	14.8	25.9	12:31	60.0	66.5	-
12:32	10.8	25.4	12:32	67.8	65.7	-
12:33	14.8	25.4	12:33	60.5	64.6	-
12:34	16.3	25.6	12:34	61.3	64.5	-
12:35	12.0	25.7	12:35	64.5	64.6	-
12:36	11.3	25.6	12:36	60.3	64.3	-
12:37	36.8	27.4	12:37	65.3	64.2	-
12:38	12.8	26.4	12:38	62.3	63.7	-
12:39	29.0	26.9	12:39	63.5	63.1	-
12:40	12.3	25.1	12:40	61.5	62.5	-
12:41	11.0	23.9	12:41	60.8	62.2	-
12:42	14.0	16.9	12:42	63.0	62.1	-
12:43	11.0	16.9	12:43	60.3	62.0	-
12:44	11.0	16.8	12:44	60.0	62.0	-
12:45	10.8	15.2	12:45	60.3	62.1	-
12:46	11.3	15.0	12:46	61.5	62.2	-
12:47	11.8	15.1	12:47	61.0	61.7	-
12:48	10.5	14.8	12:48	61.3	61.8	-
12:49	11.3	14.4	12:49	61.0	61.8	-

Grand Union Bowling Alley Site
BCP #360222
150 Westchester Avenue, Port Chester
November 18, 2024

PARTICULATE DATA						
Upwind			Downwind			Exceeds Particulate Alarm Limit
Time	Concentration (ug/m^3)	15-Min Avg Concentration (ug/m^3)	Time	Concentration (ug/m^3)	15-Min Avg Concentration (ug/m^3)	
12:50	14.0	14.6	12:50	62.0	61.6	-
12:51	11.3	14.6	12:51	62.5	61.7	-
12:52	11.8	12.9	12:52	67.8	61.9	-
12:53	12.3	12.9	12:53	64.8	62.1	-
12:54	11.0	11.7	12:54	62.0	62.0	-
12:55	11.3	11.6	12:55	62.0	62.0	-
12:56	11.8	11.7	12:56	62.5	62.1	-
12:57	11.8	11.5	12:57	62.3	62.1	-
12:58	11.3	11.5	12:58	62.3	62.2	-
12:59	11.0	11.5	12:59	61.5	62.3	-
13:00	14.8	11.8	13:00	61.8	62.4	-
13:01	12.5	11.9	13:01	62.8	62.5	-
13:02	13.5	12.0	13:02	62.8	62.6	-
13:03	12.3	12.1	13:03	62.3	62.7	-
13:04	13.0	12.2	13:04	61.3	62.7	-
13:05	14.8	12.3	13:05	62.8	62.7	-
13:06	18.8	12.8	13:06	64.0	62.8	-
13:07	19.3	13.3	13:07	64.0	62.6	-
13:08	15.8	13.5	13:08	63.0	62.5	-
13:09	17.0	13.9	13:09	63.5	62.6	-
13:10	41.3	15.9	13:10	66.5	62.9	-
13:11	106.5	22.2	13:11	70.8	63.4	-
13:12	45.5	24.5	13:12	73.5	64.2	-
13:13	21.3	25.1	13:13	69.3	64.6	-
13:14	21.5	25.8	13:14	67.0	65.0	-
13:15	77.0	30.0	13:15	75.0	65.9	-
13:16	94.5	35.5	13:16	71.0	66.4	-
13:17	15.0	35.6	13:17	72.5	67.1	-
13:18	82.0	40.2	13:18	72.0	67.7	-
13:19	102.5	46.2	13:19	75.0	68.7	-
13:20	19.3	46.5	13:20	73.3	69.4	-
13:21	34.8	47.5	13:21	75.0	70.1	-
13:22	143.5	55.8	13:22	70.0	70.5	-
13:23	238.5	70.7	13:23	72.5	71.1	-
13:24	18.0	70.7	13:24	65.5	71.3	-
13:25	19.0	69.3	13:25	75.5	71.9	-
13:26	17.5	63.3	13:26	69.3	71.8	-
13:27	19.3	61.6	13:27	66.0	71.3	-
13:28	41.8	62.9	13:28	87.5	72.5	-
13:29	78.0	66.7	13:29	78.8	73.3	-
13:30	296.3	81.3	13:30	76.3	73.3	-
13:31	38.3	77.6	13:31	78.0	73.8	-
13:32	331.0	98.6	13:32	72.8	73.8	-
13:33	44.5	96.1	13:33	64.8	73.3	-
13:34	53.8	92.9	13:34	66.8	72.8	-
13:35	55.3	95.3	13:35	71.5	72.7	-
13:36	14.5	93.9	13:36	67.0	72.1	-
13:37	113.5	91.9	13:37	67.0	71.9	-

Grand Union Bowling Alley Site
BCP #360222
150 Westchester Avenue, Port Chester
November 18, 2024

PARTICULATE DATA						
Upwind			Downwind			Exceeds Particulate Alarm Limit
Time	Concentration (ug/m^3)	15-Min Avg Concentration (ug/m^3)	Time	Concentration (ug/m^3)	15-Min Avg Concentration (ug/m^3)	
13:38	55.0	79.7	13:38	71.8	71.9	-
13:39	33.8	80.8	13:39	67.3	72.0	-
13:40	26.5	81.3	13:40	69.8	71.6	-
13:41	25.8	81.8	13:41	67.3	71.5	-
13:42	70.3	85.2	13:42	67.5	71.6	-
13:43	181.8	94.5	13:43	70.0	70.4	-
13:44	23.5	90.9	13:44	67.0	69.6	-
13:45	31.3	73.2	13:45	69.8	69.2	-
13:46	17.0	71.8	13:46	72.3	68.8	-
13:47	64.8	54.1	13:47	66.0	68.4	-
13:48	24.3	52.7	13:48	77.3	69.2	-
13:49	24.3	50.8	13:49	80.3	70.1	-
13:50	15.8	48.1	13:50	70.3	70.0	-
13:51	29.8	49.1	13:51	67.0	70.0	-
13:52	61.5	45.7	13:52	69.8	70.2	-
13:53	35.3	44.4	13:53	68.5	70.0	-
13:54	18.0	43.3	13:54	71.0	70.2	-
13:55	124.3	49.8	13:55	69.5	70.2	-
13:56	61.8	52.2	13:56	69.5	70.4	-
13:57	13.8	48.5	13:57	77.8	71.1	-
13:58	28.8	38.3	13:58	68.8	71.0	-
13:59	55.5	40.4	13:59	71.3	71.3	-
14:00	23.0	39.8	14:00	68.8	71.2	-
14:01	48.8	42.0	14:01	72.8	71.2	-
14:02	71.8	42.4	14:02	71.8	71.6	-
14:03	102.8	47.7	14:03	72.3	71.3	-
14:04	69.0	50.6	14:04	70.0	70.6	-
14:05	18.8	50.8	14:05	67.0	70.4	-
14:06	43.8	51.8	14:06	69.0	70.5	-
14:07	23.5	49.2	14:07	68.5	70.4	-
14:08	34.3	49.2	14:08	67.0	70.3	-
14:09	25.8	49.7	14:09	70.3	70.3	-
14:10	22.5	42.9	14:10	65.8	70.0	-
14:11	17.8	40.0	14:11	65.8	69.8	-
14:12	15.3	40.1	14:12	66.3	69.0	-
14:13	24.3	39.8	14:13	70.5	69.1	-
14:14	24.3	37.7	14:14	69.5	69.0	-
14:15	26.0	37.9	14:15	71.3	69.2	-
14:16	42.8	37.5	14:16	81.8	69.8	-
14:17	23.0	34.2	14:17	117.3	72.8	-
14:18	52.5	30.9	14:18	79.5	73.3	-
14:19	34.3	28.6	14:19	74.3	73.6	-
14:20	28.5	29.2	14:20	82.0	74.6	-
14:21	37.5	28.8	14:21	88.3	75.9	-
14:22	20.0	28.6	14:22	82.0	76.8	-
14:23	25.3	28.0	14:23	87.5	78.1	-
14:24	17.5	27.4	14:24	64.5	77.7	-
14:25	19.8	27.2	14:25	64.5	77.7	-

Grand Union Bowling Alley Site
BCP #360222
150 Westchester Avenue, Port Chester
November 18, 2024

PARTICULATE DATA						
Upwind			Downwind			Exceeds Particulate Alarm Limit
Time	Concentration (ug/m^3)	15-Min Avg Concentration (ug/m^3)	Time	Concentration (ug/m^3)	15-Min Avg Concentration (ug/m^3)	
14:26	17.0	27.2	14:26	67.5	77.8	-
14:27	15.8	27.2	14:27	79.8	78.7	-
14:28	35.8	28.0	14:28	69.0	78.6	-
14:29	45.3	29.4	14:29	69.3	78.6	-
14:30	21.0	29.1	14:30	72.3	78.6	-
14:31	23.0	27.7	14:31	71.0	77.9	-
14:32	37.5	28.7	14:32	72.8	74.9	-
14:33	25.5	26.9	14:33	86.8	75.4	-
14:34	47.3	27.8	14:34	121.0	78.5	-
14:35	35.3	28.2	14:35	88.3	79.0	-
14:36	34.3	28.0	14:36	76.5	78.2	-
14:37	22.3	28.2	14:37	68.3	77.3	-
14:38	29.0	28.4	14:38	107.0	78.6	-
14:39	26.3	29.0	14:39	69.3	78.9	-
14:40	18.5	28.9	14:40	68.8	79.2	-
14:41	39.3	30.4	14:41	70.5	79.4	-
14:42	22.0	30.8	14:42	69.0	78.6	-
14:43	24.3	30.0	14:43	69.0	78.6	-
14:44	39.5	29.7	14:44	66.8	78.5	-
14:45	30.3	30.3	14:45	77.5	78.8	-
14:46	25.8	30.5	14:46	75.3	79.1	-
14:47	17.0	29.1	14:47	76.5	79.4	-
14:48	13.8	28.3	14:48	71.0	78.3	-
14:49	15.0	26.2	14:49	66.5	74.7	-
14:50	19.0	25.1	14:50	64.5	73.1	-
14:51	18.3	24.0	14:51	148.5	77.9	-
14:52	21.5	24.0	14:52	173.3	84.9	-
14:53	24.5	23.7	14:53	97.8	84.3	-
14:54	20.5	23.3	14:54	68.5	84.2	-
14:55	30.8	24.1	14:55	73.0	84.5	-
14:56	20.3	22.8	14:56	67.5	84.3	-
14:57	17.5	22.5	14:57	86.0	85.4	-
14:58	17.8	22.1	14:58	81.8	86.3	-
14:59	29.8	21.4	14:59	79.5	87.1	-
15:00	20.8	20.8	15:00	68.8	86.6	-
15:01	35.8	21.5	15:01	67.0	86.0	-
15:02	41.0	23.1	15:02	85.8	86.6	-
15:03	50.5	25.5	15:03	68.0	86.4	-
15:04	36.3	26.9	15:04	69.8	86.6	-
15:05	17.0	26.8	15:05	65.0	86.7	-
15:06	20.3	26.9	15:06	61.3	80.9	-
15:07	19.5	26.8	15:07	65.8	73.7	-
15:08	15.8	26.2	15:08	68.3	71.7	-
15:09	18.8	26.1	15:09	75.5	72.2	-
15:10	18.8	25.3	15:10	89.5	73.3	-
15:11	14.3	24.9	15:11	69.5	73.4	-
15:12	13.8	24.7	15:12	64.0	72.0	-
15:13	28.0	25.3	15:13	66.0	70.9	-

Grand Union Bowling Alley Site
BCP #360222
150 Westchester Avenue, Port Chester
November 18, 2024

PARTICULATE DATA						
Upwind			Downwind			Exceeds Particulate Alarm Limit
Time	Concentration (ug/m^3)	15-Min Avg Concentration (ug/m^3)	Time	Concentration (ug/m^3)	15-Min Avg Concentration (ug/m^3)	
15:14	32.5	25.5	15:14	67.8	70.1	-
15:15	29.8	26.1	15:15	67.5	70.0	-
15:16	40.3	26.4	15:16	65.8	70.0	-
15:17	26.3	25.4	15:17	62.3	68.4	-
15:18	20.5	23.4	15:18	61.5	68.0	-
15:19	32.0	23.2	15:19	68.0	67.8	-
15:20	15.5	23.1	15:20	61.5	67.6	-
15:21	28.8	23.6	15:21	63.3	67.7	-
15:22	17.5	23.5	15:22	64.0	67.6	-
15:23	16.8	23.6	15:23	61.3	67.2	-
15:24	13.3	23.2	15:24	61.8	66.2	-
15:25	14.8	22.9	15:25	62.5	64.4	-
15:26	20.5	23.3	15:26	62.3	64.0	-
15:27	19.3	23.7	15:27	61.5	63.8	-
15:28	19.3	23.1	15:28	65.8	63.8	-
15:29	17.3	22.1	15:29	63.8	63.5	-
15:30	13.5	21.0	15:30	62.0	63.1	-
15:31	17.3	19.5	15:31	60.3	62.8	-

Grand Union Bowling Alley Site
BCP #360222
150 Westchester Avenue, Port Chester
November 18, 2024

Monday, November 18, 2024						
Number of Instances Where Downwind VOCs Exceeds Upwind VOCs + 5 =						0
Number of Comparable Data Points =						378
Start Time:						8:57
End Time:						15:31
PID DATA						
Upwind			Downwind			Exceeds VOC Alarm Limit
Time	Concentration (ppm)	15-Min Avg Concentration (ppm)	Time	Concentration (ppm)	15-Min Avg Concentration (ppm)	
8:57	-	-	8:57	0.0	-	-
8:58	-	-	8:58	0.0	-	-
8:59	0.0	-	8:59	0.0	-	-
9:00	0.0	-	9:00	0.0	-	-
9:01	0.0	-	9:01	0.0	-	-
9:02	0.0	-	9:02	0.0	-	-
9:03	0.0	-	9:03	0.0	-	-
9:04	0.0	-	9:04	0.0	-	-
9:05	0.0	-	9:05	0.0	-	-
9:06	0.0	-	9:06	0.0	-	-
9:07	0.0	-	9:07	0.0	-	-
9:08	0.0	-	9:08	0.0	-	-
9:09	0.0	-	9:09	0.0	-	-
9:10	0.0	-	9:10	0.0	-	-
9:11	0.0	-	9:11	0.0	-	-
9:12	0.0	-	9:12	0.0	0.0	-
9:13	0.0	-	9:13	0.0	0.0	-
9:14	0.0	0.0	9:14	0.0	0.0	-
9:15	0.0	0.0	9:15	0.0	0.0	-
9:16	0.0	0.0	9:16	0.0	0.0	-
9:17	0.0	0.0	9:17	0.0	0.0	-
9:18	0.0	0.0	9:18	0.0	0.0	-
9:19	0.0	0.0	9:19	0.0	0.0	-
9:20	0.0	0.0	9:20	0.0	0.0	-
9:21	0.0	0.0	9:21	0.0	0.0	-
9:22	0.0	0.0	9:22	0.0	0.0	-
9:23	0.0	0.0	9:23	0.0	0.0	-
9:24	0.0	0.0	9:24	0.0	0.0	-
9:25	0.0	0.0	9:25	0.0	0.0	-
9:26	0.0	0.0	9:26	0.0	0.0	-
9:27	0.0	0.0	9:27	0.0	0.0	-
9:28	0.0	0.0	9:28	0.0	0.0	-
9:29	0.0	0.0	9:29	0.0	0.0	-
9:30	0.0	0.0	9:30	0.0	0.0	-
9:31	0.0	0.0	9:31	0.0	0.0	-
9:32	0.0	0.0	9:32	0.0	0.0	-
9:33	0.0	0.0	9:33	0.0	0.0	-
9:34	0.0	0.0	9:34	0.0	0.0	-
9:35	0.0	0.0	9:35	0.0	0.0	-
9:36	0.0	0.0	9:36	0.0	0.0	-
9:37	0.0	0.0	9:37	0.0	0.0	-
9:38	0.0	0.0	9:38	0.0	0.0	-
9:39	0.0	0.0	9:39	0.0	0.0	-

Grand Union Bowling Alley Site
BCP #360222
150 Westchester Avenue, Port Chester
November 18, 2024

PID DATA						
Upwind			Downwind			
Time	Concentration (ppm)	15-Min Avg Concentration (ppm)	Time	Concentration (ppm)	15-Min Avg Concentration (ppm)	Exceeds VOC Alarm Limit
9:40	0.0	0.0	9:40	0.0	0.0	-
9:41	0.0	0.0	9:41	0.0	0.0	-
9:42	0.0	0.0	9:42	0.0	0.0	-
9:43	0.0	0.0	9:43	0.0	0.0	-
9:44	0.0	0.0	9:44	0.0	0.0	-
9:45	0.0	0.0	9:45	0.0	0.0	-
9:46	0.0	0.0	9:46	0.0	0.0	-
9:47	0.0	0.0	9:47	0.0	0.0	-
9:48	0.0	0.0	9:48	0.0	0.0	-
9:49	0.0	0.0	9:49	0.0	0.0	-
9:50	0.0	0.0	9:50	0.0	0.0	-
9:51	0.0	0.0	9:51	0.0	0.0	-
9:52	0.0	0.0	9:52	0.0	0.0	-
9:53	0.0	0.0	9:53	0.0	0.0	-
9:54	0.0	0.0	9:54	0.0	0.0	-
9:55	0.0	0.0	9:55	0.0	0.0	-
9:56	0.0	0.0	9:56	0.0	0.0	-
9:57	0.0	0.0	9:57	0.0	0.0	-
9:58	0.0	0.0	9:58	0.0	0.0	-
9:59	0.0	0.0	9:59	0.0	0.0	-
10:00	0.0	0.0	10:00	0.0	0.0	-
10:01	0.0	0.0	10:01	0.0	0.0	-
10:02	0.0	0.0	10:02	0.0	0.0	-
10:03	0.0	0.0	10:03	0.0	0.0	-
10:04	0.0	0.0	10:04	0.0	0.0	-
10:05	0.0	0.0	10:05	0.0	0.0	-
10:06	0.0	0.0	10:06	0.0	0.0	-
10:07	0.0	0.0	10:07	0.0	0.0	-
10:08	0.0	0.0	10:08	0.0	0.0	-
10:09	0.0	0.0	10:09	0.0	0.0	-
10:10	0.0	0.0	10:10	0.0	0.0	-
10:11	0.0	0.0	10:11	0.0	0.0	-
10:12	0.0	0.0	10:12	0.0	0.0	-
10:13	0.0	0.0	10:13	0.0	0.0	-
10:14	0.0	0.0	10:14	0.0	0.0	-
10:15	0.0	0.0	10:15	0.0	0.0	-
10:16	0.0	0.0	10:16	0.0	0.0	-
10:17	0.0	0.0	10:17	0.0	0.0	-
10:18	0.0	0.0	10:18	0.0	0.0	-
10:19	0.0	0.0	10:19	0.0	0.0	-
10:20	0.0	0.0	10:20	0.0	0.0	-
10:21	0.0	0.0	10:21	0.0	0.0	-
10:22	0.0	0.0	10:22	0.0	0.0	-
10:23	0.0	0.0	10:23	0.0	0.0	-
10:24	0.0	0.0	10:24	0.0	0.0	-
10:25	0.0	0.0	10:25	0.0	0.0	-
10:26	0.0	0.0	10:26	0.0	0.0	-
10:27	0.0	0.0	10:27	0.0	0.0	-

Grand Union Bowling Alley Site
BCP #360222
150 Westchester Avenue, Port Chester
November 18, 2024

PID DATA						
Upwind			Downwind			
Time	Concentration (ppm)	15-Min Avg Concentration (ppm)	Time	Concentration (ppm)	15-Min Avg Concentration (ppm)	Exceeds VOC Alarm Limit
10:28	0.0	0.0	10:28	0.0	0.0	-
10:29	0.0	0.0	10:29	0.0	0.0	-
10:30	0.0	0.0	10:30	0.0	0.0	-
10:31	0.0	0.0	10:31	0.0	0.0	-
10:32	0.0	0.0	10:32	0.0	0.0	-
10:33	0.0	0.0	10:33	0.0	0.0	-
10:34	0.0	0.0	10:34	0.0	0.0	-
10:35	0.0	0.0	10:35	0.0	0.0	-
10:36	0.0	0.0	10:36	0.0	0.0	-
10:37	0.0	0.0	10:37	0.0	0.0	-
10:38	0.0	0.0	10:38	0.0	0.0	-
10:39	0.0	0.0	10:39	0.0	0.0	-
10:40	0.0	0.0	10:40	0.0	0.0	-
10:41	0.0	0.0	10:41	0.0	0.0	-
10:42	0.0	0.0	10:42	0.0	0.0	-
10:43	0.0	0.0	10:43	0.0	0.0	-
10:44	0.0	0.0	10:44	0.0	0.0	-
10:45	0.0	0.0	10:45	0.0	0.0	-
10:46	0.0	0.0	10:46	0.0	0.0	-
10:47	0.0	0.0	10:47	0.0	0.0	-
10:48	0.0	0.0	10:48	0.0	0.0	-
10:49	0.0	0.0	10:49	0.0	0.0	-
10:50	0.0	0.0	10:50	0.0	0.0	-
10:51	0.0	0.0	10:51	0.0	0.0	-
10:52	0.0	0.0	10:52	0.0	0.0	-
10:53	0.0	0.0	10:53	0.0	0.0	-
10:54	0.0	0.0	10:54	0.0	0.0	-
10:55	0.0	0.0	10:55	0.0	0.0	-
10:56	0.0	0.0	10:56	0.0	0.0	-
10:57	0.0	0.0	10:57	0.0	0.0	-
10:58	0.0	0.0	10:58	0.0	0.0	-
10:59	0.0	0.0	10:59	0.0	0.0	-
11:00	0.0	0.0	11:00	0.0	0.0	-
11:01	0.0	0.0	11:01	0.0	0.0	-
11:02	0.0	0.0	11:02	0.0	0.0	-
11:03	0.0	0.0	11:03	0.0	0.0	-
11:04	0.0	0.0	11:04	0.0	0.0	-
11:05	0.0	0.0	11:05	0.0	0.0	-
11:06	0.0	0.0	11:06	0.0	0.0	-
11:07	0.0	0.0	11:07	0.0	0.0	-
11:08	0.0	0.0	11:08	0.0	0.0	-
11:09	0.0	0.0	11:09	0.0	0.0	-
11:10	0.0	0.0	11:10	0.0	0.0	-
11:11	0.0	0.0	11:11	0.0	0.0	-
11:12	0.0	0.0	11:12	0.0	0.0	-
11:13	0.0	0.0	11:13	0.0	0.0	-
11:14	0.0	0.0	11:14	0.0	0.0	-
11:15	0.0	0.0	11:15	0.0	0.0	-

Grand Union Bowling Alley Site
BCP #360222
150 Westchester Avenue, Port Chester
November 18, 2024

PID DATA						
Upwind			Downwind			
Time	Concentration (ppm)	15-Min Avg Concentration (ppm)	Time	Concentration (ppm)	15-Min Avg Concentration (ppm)	Exceeds VOC Alarm Limit
11:16	0.0	0.0	11:16	0.0	0.0	-
11:17	0.0	0.0	11:17	0.0	0.0	-
11:18	0.0	0.0	11:18	0.0	0.0	-
11:19	0.0	0.0	11:19	0.0	0.0	-
11:20	0.0	0.0	11:20	0.0	0.0	-
11:21	0.0	0.0	11:21	0.0	0.0	-
11:22	0.0	0.0	11:22	0.0	0.0	-
11:23	0.0	0.0	11:23	0.0	0.0	-
11:24	0.0	0.0	11:24	0.0	0.0	-
11:25	0.0	0.0	11:25	0.0	0.0	-
11:26	0.0	0.0	11:26	0.0	0.0	-
11:27	0.0	0.0	11:27	0.0	0.0	-
11:28	0.0	0.0	11:28	0.0	0.0	-
11:29	0.0	0.0	11:29	0.0	0.0	-
11:30	0.0	0.0	11:30	0.0	0.0	-
11:31	0.0	0.0	11:31	0.0	0.0	-
11:32	0.0	0.0	11:32	0.0	0.0	-
11:33	0.0	0.0	11:33	0.0	0.0	-
11:34	0.0	0.0	11:34	0.0	0.0	-
11:35	0.0	0.0	11:35	0.0	0.0	-
11:36	0.0	0.0	11:36	0.0	0.0	-
11:37	0.0	0.0	11:37	0.0	0.0	-
11:38	0.0	0.0	11:38	0.0	0.0	-
11:39	0.0	0.0	11:39	0.0	0.0	-
11:40	0.0	0.0	11:40	0.0	0.0	-
11:41	0.0	0.0	11:41	0.0	0.0	-
11:42	0.0	0.0	11:42	0.0	0.0	-
11:43	0.0	0.0	11:43	0.0	0.0	-
11:44	0.0	0.0	11:44	0.0	0.0	-
11:45	0.0	0.0	11:45	0.0	0.0	-
11:46	0.0	0.0	11:46	0.0	0.0	-
11:47	0.0	0.0	11:47	0.0	0.0	-
11:48	0.0	0.0	11:48	0.0	0.0	-
11:49	0.0	0.0	11:49	0.0	0.0	-
11:50	0.0	0.0	11:50	0.0	0.0	-
11:51	0.0	0.0	11:51	0.0	0.0	-
11:52	0.0	0.0	11:52	0.0	0.0	-
11:53	0.0	0.0	11:53	0.0	0.0	-
11:54	0.0	0.0	11:54	0.0	0.0	-
11:55	0.0	0.0	11:55	0.0	0.0	-
11:56	0.0	0.0	11:56	0.0	0.0	-
11:57	0.0	0.0	11:57	0.0	0.0	-
11:58	0.0	0.0	11:58	0.0	0.0	-
11:59	0.0	0.0	11:59	0.0	0.0	-
12:00	0.0	0.0	12:00	0.0	0.0	-
12:01	0.0	0.0	12:01	0.0	0.0	-
12:02	0.0	0.0	12:02	0.0	0.0	-
12:03	0.0	0.0	12:03	0.0	0.0	-

Grand Union Bowling Alley Site
BCP #360222
150 Westchester Avenue, Port Chester
November 18, 2024

PID DATA						
Upwind			Downwind			
Time	Concentration (ppm)	15-Min Avg Concentration (ppm)	Time	Concentration (ppm)	15-Min Avg Concentration (ppm)	Exceeds VOC Alarm Limit
12:04	0.0	0.0	12:04	0.0	0.0	-
12:05	0.0	0.0	12:05	0.0	0.0	-
12:06	0.0	0.0	12:06	0.0	0.0	-
12:07	0.0	0.0	12:07	0.0	0.0	-
12:08	0.0	0.0	12:08	0.0	0.0	-
12:09	0.0	0.0	12:09	0.0	0.0	-
12:10	0.0	0.0	12:10	0.0	0.0	-
12:11	0.0	0.0	12:11	0.0	0.0	-
12:12	0.0	0.0	12:12	0.0	0.0	-
12:13	0.0	0.0	12:13	0.0	0.0	-
12:14	0.0	0.0	12:14	0.0	0.0	-
12:15	0.0	0.0	12:15	0.0	0.0	-
12:16	0.0	0.0	12:16	0.0	0.0	-
12:17	0.0	0.0	12:17	0.0	0.0	-
12:18	0.0	0.0	12:18	0.0	0.0	-
12:19	0.0	0.0	12:19	0.0	0.0	-
12:20	0.0	0.0	12:20	0.0	0.0	-
12:21	0.0	0.0	12:21	0.0	0.0	-
12:22	0.0	0.0	12:22	0.0	0.0	-
12:23	0.0	0.0	12:23	0.0	0.0	-
12:24	0.0	0.0	12:24	0.0	0.0	-
12:25	0.0	0.0	12:25	0.0	0.0	-
12:26	0.0	0.0	12:26	0.0	0.0	-
12:27	0.0	0.0	12:27	0.0	0.0	-
12:28	0.0	0.0	12:28	0.0	0.0	-
12:29	0.0	0.0	12:29	0.0	0.0	-
12:30	0.0	0.0	12:30	0.0	0.0	-
12:31	0.0	0.0	12:31	0.0	0.0	-
12:32	0.0	0.0	12:32	0.0	0.0	-
12:33	0.0	0.0	12:33	0.0	0.0	-
12:34	0.0	0.0	12:34	0.0	0.0	-
12:35	0.0	0.0	12:35	0.0	0.0	-
12:36	0.0	0.0	12:36	0.0	0.0	-
12:37	0.0	0.0	12:37	0.0	0.0	-
12:38	0.0	0.0	12:38	0.0	0.0	-
12:39	0.0	0.0	12:39	0.0	0.0	-
12:40	0.0	0.0	12:40	0.0	0.0	-
12:41	0.0	0.0	12:41	0.0	0.0	-
12:42	0.0	0.0	12:42	0.0	0.0	-
12:43	0.0	0.0	12:43	0.0	0.0	-
12:44	0.0	0.0	12:44	0.0	0.0	-
12:45	0.0	0.0	12:45	0.0	0.0	-
12:46	0.0	0.0	12:46	0.0	0.0	-
12:47	0.0	0.0	12:47	0.0	0.0	-
12:48	0.0	0.0	12:48	0.0	0.0	-
12:49	0.0	0.0	12:49	0.0	0.0	-
12:50	0.0	0.0	12:50	0.0	0.0	-
12:51	0.0	0.0	12:51	0.0	0.0	-

Grand Union Bowling Alley Site
BCP #360222
150 Westchester Avenue, Port Chester
November 18, 2024

PID DATA						
Upwind			Downwind			
Time	Concentration (ppm)	15-Min Avg Concentration (ppm)	Time	Concentration (ppm)	15-Min Avg Concentration (ppm)	Exceeds VOC Alarm Limit
12:52	0.0	0.0	12:52	0.0	0.0	-
12:53	0.0	0.0	12:53	0.0	0.0	-
12:54	0.0	0.0	12:54	0.0	0.0	-
12:55	0.0	0.0	12:55	0.0	0.0	-
12:56	0.0	0.0	12:56	0.0	0.0	-
12:57	0.0	0.0	12:57	0.0	0.0	-
12:58	0.0	0.0	12:58	0.0	0.0	-
12:59	0.0	0.0	12:59	0.0	0.0	-
13:00	0.0	0.0	13:00	0.0	0.0	-
13:01	0.0	0.0	13:01	0.0	0.0	-
13:02	0.0	0.0	13:02	0.0	0.0	-
13:03	0.0	0.0	13:03	0.0	0.0	-
13:04	0.0	0.0	13:04	0.0	0.0	-
13:05	0.0	0.0	13:05	0.0	0.0	-
13:06	0.0	0.0	13:06	0.0	0.0	-
13:07	0.0	0.0	13:07	0.0	0.0	-
13:08	0.0	0.0	13:08	0.0	0.0	-
13:09	0.0	0.0	13:09	0.0	0.0	-
13:10	0.0	0.0	13:10	0.0	0.0	-
13:11	0.0	0.0	13:11	0.0	0.0	-
13:12	0.0	0.0	13:12	0.0	0.0	-
13:13	0.0	0.0	13:13	0.0	0.0	-
13:14	0.0	0.0	13:14	0.0	0.0	-
13:15	0.0	0.0	13:15	0.0	0.0	-
13:16	0.0	0.0	13:16	0.0	0.0	-
13:17	0.0	0.0	13:17	0.0	0.0	-
13:18	0.0	0.0	13:18	0.0	0.0	-
13:19	0.0	0.0	13:19	0.0	0.0	-
13:20	0.0	0.0	13:20	0.0	0.0	-
13:21	0.0	0.0	13:21	0.0	0.0	-
13:22	0.0	0.0	13:22	0.0	0.0	-
13:23	0.0	0.0	13:23	0.0	0.0	-
13:24	0.0	0.0	13:24	0.0	0.0	-
13:25	0.0	0.0	13:25	0.0	0.0	-
13:26	0.0	0.0	13:26	0.0	0.0	-
13:27	0.0	0.0	13:27	0.0	0.0	-
13:28	0.0	0.0	13:28	0.0	0.0	-
13:29	0.0	0.0	13:29	0.0	0.0	-
13:30	0.0	0.0	13:30	0.0	0.0	-
13:31	0.0	0.0	13:31	0.0	0.0	-
13:32	0.0	0.0	13:32	0.0	0.0	-
13:33	0.0	0.0	13:33	0.0	0.0	-
13:34	0.0	0.0	13:34	0.0	0.0	-
13:35	0.0	0.0	13:35	0.0	0.0	-
13:36	0.0	0.0	13:36	0.0	0.0	-
13:37	0.0	0.0	13:37	0.0	0.0	-
13:38	0.0	0.0	13:38	0.0	0.0	-
13:39	0.0	0.0	13:39	0.0	0.0	-

Grand Union Bowling Alley Site
BCP #360222
150 Westchester Avenue, Port Chester
November 18, 2024

PID DATA						
Upwind			Downwind			
Time	Concentration (ppm)	15-Min Avg Concentration (ppm)	Time	Concentration (ppm)	15-Min Avg Concentration (ppm)	Exceeds VOC Alarm Limit
13:40	0.0	0.0	13:40	0.0	0.0	-
13:41	0.0	0.0	13:41	0.0	0.0	-
13:42	0.0	0.0	13:42	0.0	0.0	-
13:43	0.0	0.0	13:43	0.0	0.0	-
13:44	0.0	0.0	13:44	0.0	0.0	-
13:45	0.0	0.0	13:45	0.0	0.0	-
13:46	0.0	0.0	13:46	0.0	0.0	-
13:47	0.0	0.0	13:47	0.0	0.0	-
13:48	0.0	0.0	13:48	0.0	0.0	-
13:49	0.0	0.0	13:49	0.0	0.0	-
13:50	0.0	0.0	13:50	0.0	0.0	-
13:51	0.0	0.0	13:51	0.0	0.0	-
13:52	0.0	0.0	13:52	0.0	0.0	-
13:53	0.0	0.0	13:53	0.0	0.0	-
13:54	0.0	0.0	13:54	0.0	0.0	-
13:55	0.0	0.0	13:55	0.0	0.0	-
13:56	0.0	0.0	13:56	0.0	0.0	-
13:57	0.0	0.0	13:57	0.0	0.0	-
13:58	0.0	0.0	13:58	0.0	0.0	-
13:59	0.0	0.0	13:59	0.0	0.0	-
14:00	0.0	0.0	14:00	0.0	0.0	-
14:01	0.0	0.0	14:01	0.0	0.0	-
14:02	0.0	0.0	14:02	0.0	0.0	-
14:03	0.0	0.0	14:03	0.0	0.0	-
14:04	0.0	0.0	14:04	0.0	0.0	-
14:05	0.0	0.0	14:05	0.0	0.0	-
14:06	0.0	0.0	14:06	0.0	0.0	-
14:07	0.0	0.0	14:07	0.0	0.0	-
14:08	0.0	0.0	14:08	0.0	0.0	-
14:09	0.0	0.0	14:09	0.0	0.0	-
14:10	0.0	0.0	14:10	0.0	0.0	-
14:11	0.0	0.0	14:11	0.0	0.0	-
14:12	0.0	0.0	14:12	0.0	0.0	-
14:13	0.0	0.0	14:13	0.0	0.0	-
14:14	0.0	0.0	14:14	0.0	0.0	-
14:15	0.0	0.0	14:15	0.0	0.0	-
14:16	0.0	0.0	14:16	0.0	0.0	-
14:17	0.0	0.0	14:17	0.0	0.0	-
14:18	0.0	0.0	14:18	0.0	0.0	-
14:19	0.0	0.0	14:19	0.0	0.0	-
14:20	0.0	0.0	14:20	0.0	0.0	-
14:21	0.0	0.0	14:21	0.0	0.0	-
14:22	0.0	0.0	14:22	0.0	0.0	-
14:23	0.0	0.0	14:23	0.0	0.0	-
14:24	0.0	0.0	14:24	0.0	0.0	-
14:25	0.0	0.0	14:25	0.0	0.0	-
14:26	0.0	0.0	14:26	0.0	0.0	-
14:27	0.0	0.0	14:27	0.0	0.0	-

Grand Union Bowling Alley Site
BCP #360222
150 Westchester Avenue, Port Chester
November 18, 2024

PID DATA						
Upwind			Downwind			
Time	Concentration (ppm)	15-Min Avg Concentration (ppm)	Time	Concentration (ppm)	15-Min Avg Concentration (ppm)	Exceeds VOC Alarm Limit
14:28	0.0	0.0	14:28	0.0	0.0	-
14:29	0.0	0.0	14:29	0.0	0.0	-
14:30	0.0	0.0	14:30	0.0	0.0	-
14:31	0.0	0.0	14:31	0.0	0.0	-
14:32	0.0	0.0	14:32	0.0	0.0	-
14:33	0.0	0.0	14:33	0.0	0.0	-
14:34	0.0	0.0	14:34	0.0	0.0	-
14:35	0.0	0.0	14:35	0.0	0.0	-
14:36	0.0	0.0	14:36	0.0	0.0	-
14:37	0.0	0.0	14:37	0.0	0.0	-
14:38	0.0	0.0	14:38	0.0	0.0	-
14:39	0.0	0.0	14:39	0.0	0.0	-
14:40	0.0	0.0	14:40	0.0	0.0	-
14:41	0.0	0.0	14:41	0.0	0.0	-
14:42	0.0	0.0	14:42	0.0	0.0	-
14:43	0.0	0.0	14:43	0.0	0.0	-
14:44	0.0	0.0	14:44	0.0	0.0	-
14:45	0.0	0.0	14:45	0.0	0.0	-
14:46	0.0	0.0	14:46	0.0	0.0	-
14:47	0.0	0.0	14:47	0.0	0.0	-
14:48	0.0	0.0	14:48	0.0	0.0	-
14:49	0.0	0.0	14:49	0.0	0.0	-
14:50	0.0	0.0	14:50	0.0	0.0	-
14:51	0.0	0.0	14:51	0.0	0.0	-
14:52	0.0	0.0	14:52	0.0	0.0	-
14:53	0.0	0.0	14:53	0.0	0.0	-
14:54	0.0	0.0	14:54	0.0	0.0	-
14:55	0.0	0.0	14:55	0.0	0.0	-
14:56	0.0	0.0	14:56	0.0	0.0	-
14:57	0.0	0.0	14:57	0.0	0.0	-
14:58	0.0	0.0	14:58	0.0	0.0	-
14:59	0.0	0.0	14:59	0.0	0.0	-
15:00	0.0	0.0	15:00	0.0	0.0	-
15:01	0.0	0.0	15:01	0.0	0.0	-
15:02	0.0	0.0	15:02	0.0	0.0	-
15:03	0.0	0.0	15:03	0.0	0.0	-
15:04	0.0	0.0	15:04	0.0	0.0	-
15:05	0.0	0.0	15:05	0.0	0.0	-
15:06	0.0	0.0	15:06	0.0	0.0	-
15:07	0.0	0.0	15:07	0.0	0.0	-
15:08	0.0	0.0	15:08	0.0	0.0	-
15:09	0.0	0.0	15:09	0.0	0.0	-
15:10	0.0	0.0	15:10	0.0	0.0	-
15:11	0.0	0.0	15:11	0.0	0.0	-
15:12	0.0	0.0	15:12	0.0	0.0	-
15:13	0.0	0.0	15:13	0.0	0.0	-
15:14	0.0	0.0	15:14	0.0	0.0	-
15:15	0.0	0.0	15:15	0.0	0.0	-

Grand Union Bowling Alley Site
BCP #360222
150 Westchester Avenue, Port Chester
November 18, 2024

PID DATA						
Upwind			Downwind			
Time	Concentration (ppm)	15-Min Avg Concentration (ppm)	Time	Concentration (ppm)	15-Min Avg Concentration (ppm)	Exceeds VOC Alarm Limit
15:16	0.0	0.0	15:16	0.0	0.0	-
15:17	0.0	0.0	15:17	0.0	0.0	-
15:18	0.0	0.0	15:18	0.0	0.0	-
15:19	0.0	0.0	15:19	0.0	0.0	-
15:20	0.0	0.0	15:20	0.0	0.0	-
15:21	0.0	0.0	15:21	0.0	0.0	-
15:22	0.0	0.0	15:22	0.0	0.0	-
15:23	0.0	0.0	15:23	0.0	0.0	-
15:24	0.0	0.0	15:24	0.0	0.0	-
15:25	0.0	0.0	15:25	0.0	0.0	-
15:26	0.0	0.0	15:26	0.0	0.0	-
15:27	0.0	0.0	15:27	0.0	0.0	-
15:28	0.0	0.0	15:28	0.0	0.0	-
15:29	0.0	0.0	15:29	0.0	0.0	-
15:30	0.0	0.0	15:30	0.0	0.0	-
15:31	0.0	0.0	15:31	0.0	0.0	-

SESI CONSULTING ENGINEERS

959 US-46 Floor 3, Suite 300 - Parsippany-Troy Hills, NJ

DAILY AIR MONITORING REPORT
150 Westchester Avenue
Port Chester, New York

11/19/2024

Rev. No. 0	Page 1 of 2
Project Number: 11895A	
Dust Action Level	150 µg/m^3
VOC Action Level	5 ppm

Weather Data Range for Work Day		Wind Direction	NNW	Relative Humidity (%)	63.0 - 74.0	Daily Rain Total (in)	0.00	Readings in the summary table and graphs below are the reported downwind concentrations.
Temperature (°F)	46.0 - 49.0	Wind Speed (MPH)	2.4 - 4.0	Barometer (inHg)	29.90 - 29.90	Avg. Dew Point Temp (°F)	37.3	

Station Location	Daily Avg. Dust Concentration (µg/m^3)	Max 15-Min Dust Concentration (µg/m^3)	Time of Max Dust Reading	Daily Avg. VOC Concentration (ppm)	Max 15-Min VOC Concentration (ppm)	Time of Max VOC Reading
Upwind	26.8	52.0	9:14	0.0	0.0	9:06
Downwind	19.6	32.4	9:12	0.0	0.0	9:05

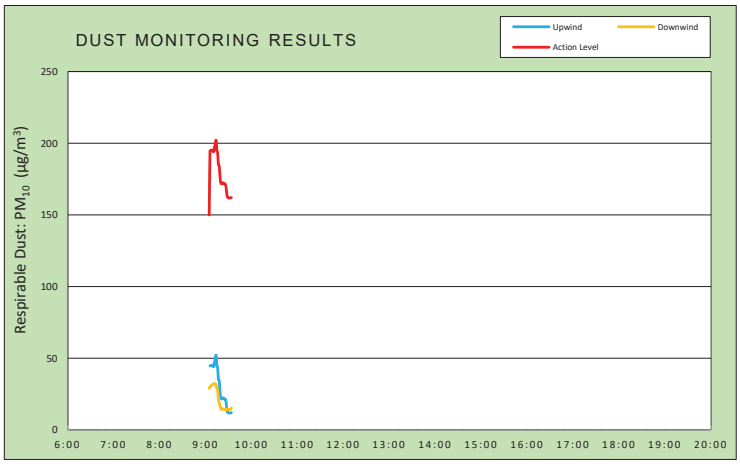

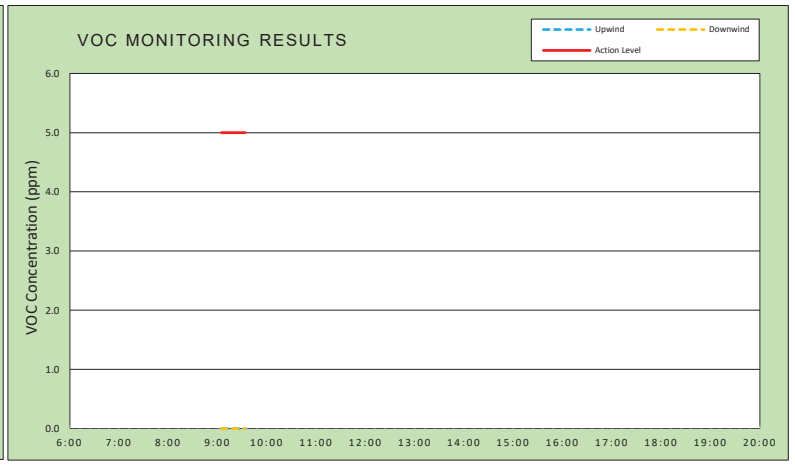

Air Monitoring Notes:

Weather Notes:

EMILCOTT
A Triumvirate Environmental Company

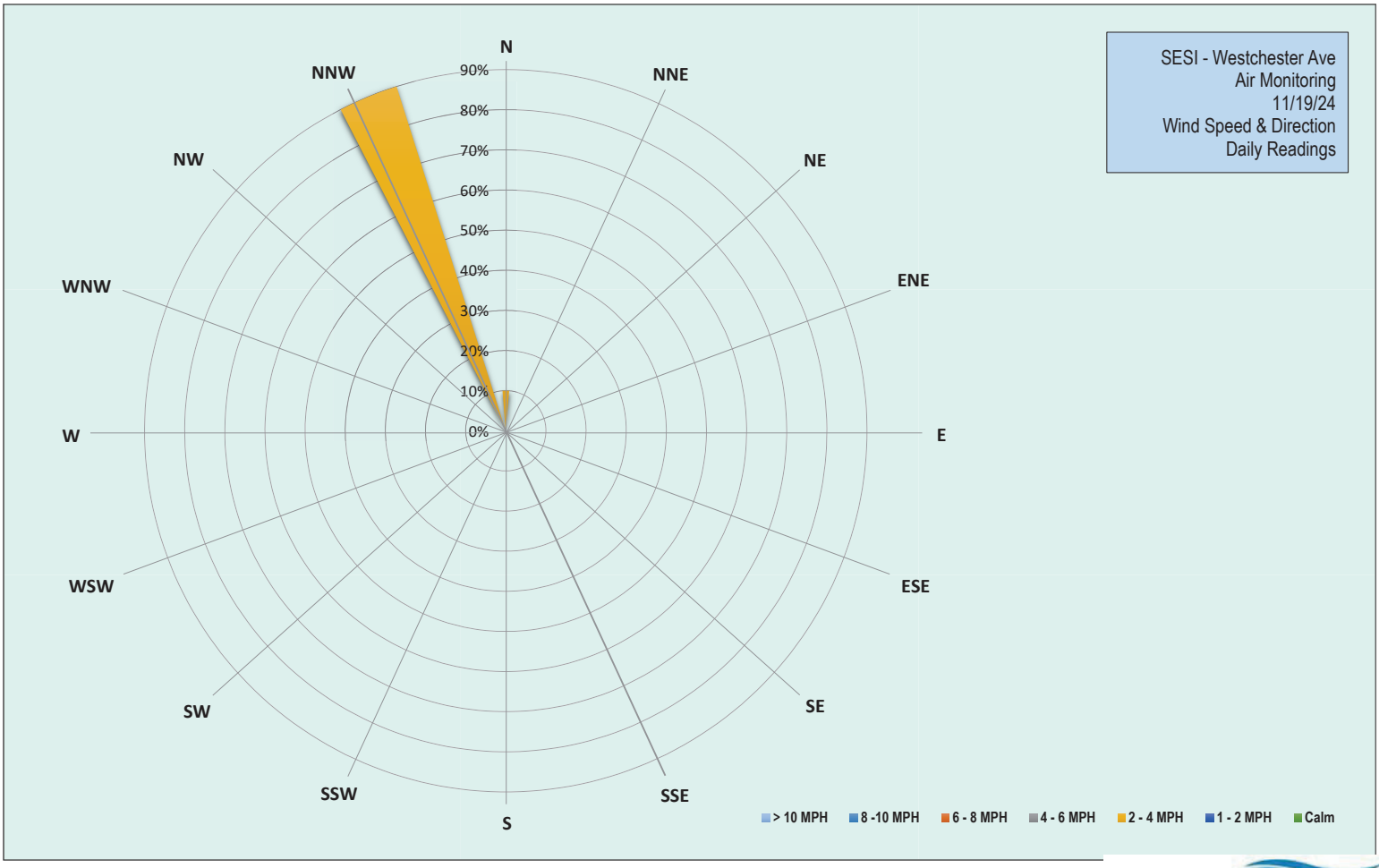

EMILCOTT
A Triumvirate Environmental Company

Grand Union Bowling Alley Site
BCP #360222
150 Westchester Avenue, Port Chester
November 19, 2024

Tuesday, November 19, 2024						
Number of Instances Where Downwind Particulates Exceeds Upwind Particulate + 150 =						0
Number of Comparable Data Points =						29
Start Time:						8:50
End Time:						9:34
PARTICULATE DATA						
Upwind			Downwind			Exceeds Particulate Alarm Limit
Time	Concentration (ug/m^3)	15-Min Avg Concentration (ug/m^3)	Time	Concentration (ug/m^3)	15-Min Avg Concentration (ug/m^3)	
8:50	-	-	8:50	7.3	-	-
8:51	15.8	-	8:51	4.5	-	-
8:52	11.3	-	8:52	7.8	-	-
8:53	9.8	-	8:53	10.0	-	-
8:54	17.3	-	8:54	10.3	-	-
8:55	25.0	-	8:55	10.0	-	-
8:56	8.0	-	8:56	10.3	-	-
8:57	6.8	-	8:57	10.0	-	-
8:58	58.5	-	8:58	17.0	-	-
8:59	10.3	-	8:59	21.8	-	-
9:00	113.3	-	9:00	60.3	-	-
9:01	45.0	-	9:01	27.8	-	-
9:02	137.3	-	9:02	105.8	-	-
9:03	14.0	-	9:03	49.5	-	-
9:04	116.5	-	9:04	38.0	-	-
9:05	74.0	-	9:05	51.8	29.0	-
9:06	24.5	44.8	9:06	21.5	30.1	-
9:07	11.0	44.7	9:07	10.5	30.3	-
9:08	15.3	45.1	9:08	22.0	31.1	-
9:09	19.5	45.3	9:09	19.3	31.7	-
9:10	9.5	44.2	9:10	13.5	31.9	-
9:11	7.5	44.2	9:11	10.8	32.0	-
9:12	56.5	47.5	9:12	17.0	32.4	-
9:13	91.8	49.7	9:13	14.5	32.3	-
9:14	44.5	52.0	9:14	11.5	31.6	-
9:15	8.8	45.0	9:15	19.5	28.9	-
9:16	20.3	43.4	9:16	12.3	27.8	-
9:17	13.0	35.1	9:17	12.8	21.6	-
9:18	5.3	34.5	9:18	12.0	19.1	-
9:19	8.3	27.3	9:19	12.3	17.4	-
9:20	4.3	22.7	9:20	12.8	14.8	-
9:21	9.0	21.6	9:21	15.5	14.4	-
9:22	14.0	21.8	9:22	16.3	14.8	-
9:23	25.3	22.5	9:23	19.5	14.6	-
9:24	11.8	22.0	9:24	15.3	14.4	-
9:25	3.0	21.5	9:25	12.3	14.3	-
9:26	7.3	21.5	9:26	15.5	14.6	-
9:27	25.8	19.5	9:27	12.3	14.3	-
9:28	15.5	14.4	9:28	14.8	14.3	-
9:29	12.5	12.3	9:29	17.8	14.7	-
9:30	6.3	12.1	9:30	12.8	14.3	-
9:31	15.3	11.8	9:31	13.8	14.4	-

Grand Union Bowling Alley Site
BCP #360222
150 Westchester Avenue, Port Chester
November 19, 2024

PARTICULATE DATA						
Upwind			Downwind			Exceeds Particulate Alarm Limit
Time	Concentration (ug/m^3)	15-Min Avg Concentration (ug/m^3)	Time	Concentration (ug/m^3)	15-Min Avg Concentration (ug/m^3)	
9:32	14.5	11.9	9:32	12.0	14.3	-
9:33	7.0	12.0	9:33	15.0	14.5	-
9:34	9.5	12.1	9:34	24.8	15.3	-

Grand Union Bowling Alley Site
BCP #360222
150 Westchester Avenue, Port Chester
November 19, 2024

Tuesday, November 19, 2024						
Number of Instances Where Downwind VOCs Exceeds Upwind VOCs + 5 =						0
Number of Comparable Data Points =						29
Start Time:						8:50
End Time:						9:34
PID DATA						
Upwind			Downwind			Exceeds VOC Alarm Limit
Time	Concentration (ppm)	15-Min Avg Concentration (ppm)	Time	Concentration (ppm)	15-Min Avg Concentration (ppm)	
8:50	-	-	8:50	0.0	-	-
8:51	0.0	-	8:51	0.0	-	-
8:52	0.0	-	8:52	0.0	-	-
8:53	0.0	-	8:53	0.0	-	-
8:54	0.0	-	8:54	0.0	-	-
8:55	0.0	-	8:55	0.0	-	-
8:56	0.0	-	8:56	0.0	-	-
8:57	0.0	-	8:57	0.0	-	-
8:58	0.0	-	8:58	0.0	-	-
8:59	0.0	-	8:59	0.0	-	-
9:00	0.0	-	9:00	0.0	-	-
9:01	0.0	-	9:01	0.0	-	-
9:02	0.0	-	9:02	0.0	-	-
9:03	0.0	-	9:03	0.0	-	-
9:04	0.0	-	9:04	0.0	-	-
9:05	0.0	-	9:05	0.0	0.0	-
9:06	0.0	0.0	9:06	0.0	0.0	-
9:07	0.0	0.0	9:07	0.0	0.0	-
9:08	0.0	0.0	9:08	0.0	0.0	-
9:09	0.0	0.0	9:09	0.0	0.0	-
9:10	0.0	0.0	9:10	0.0	0.0	-
9:11	0.0	0.0	9:11	0.0	0.0	-
9:12	0.0	0.0	9:12	0.0	0.0	-
9:13	0.0	0.0	9:13	0.0	0.0	-
9:14	0.0	0.0	9:14	0.0	0.0	-
9:15	0.0	0.0	9:15	0.0	0.0	-
9:16	0.0	0.0	9:16	0.0	0.0	-
9:17	0.0	0.0	9:17	0.0	0.0	-
9:18	0.0	0.0	9:18	0.0	0.0	-
9:19	0.0	0.0	9:19	0.0	0.0	-
9:20	0.0	0.0	9:20	0.0	0.0	-
9:21	0.0	0.0	9:21	0.0	0.0	-
9:22	0.0	0.0	9:22	0.0	0.0	-
9:23	0.0	0.0	9:23	0.0	0.0	-
9:24	0.0	0.0	9:24	0.0	0.0	-
9:25	0.0	0.0	9:25	0.0	0.0	-
9:26	0.0	0.0	9:26	0.0	0.0	-
9:27	0.0	0.0	9:27	0.0	0.0	-
9:28	0.0	0.0	9:28	0.0	0.0	-
9:29	0.0	0.0	9:29	0.0	0.0	-
9:30	0.0	0.0	9:30	0.0	0.0	-
9:31	0.0	0.0	9:31	0.0	0.0	-
9:32	0.0	0.0	9:32	0.0	0.0	-

Grand Union Bowling Alley Site
BCP #360222
150 Westchester Avenue, Port Chester
November 19, 2024

PID DATA						
Upwind			Downwind			Exceeds VOC Alarm Limit
Time	Concentration (ppm)	15-Min Avg Concentration (ppm)	Time	Concentration (ppm)	15-Min Avg Concentration (ppm)	
9:33	0.0	0.0	9:33	0.0	0.0	-
9:34	0.0	0.0	9:34	0.0	0.0	-

SESI CONSULTING ENGINEERS

959 US-46 Floor 3, Suite 300 - Parsippany-Troy Hills, NJ

DAILY AIR MONITORING REPORT
150 Westchester Avenue
Port Chester, New York

11/20/2024

Rev. No. 0 | Page 1 of 2

Project Number: 11895A

Dust Action Level: 150 µg/m^3

VOC Action Level: 5 ppm

Weather Data Range for Work Day		Wind Direction	ESE	Relative Humidity (%)	50.0 - 76.0	Daily Rain Total (in)	0.00	Readings in the summary table and graphs below are the reported downwind concentrations.
Temperature (°F)	52.0 - 57.0	Wind Speed (MPH)	1.6 - 3.6	Barometer (inHg)	29.80 - 29.80	Avg. Dew Point Temp (°F)	42.7	

Station Location	Daily Avg. Dust Concentration (µg/m^3)	Max 15-Min Dust Concentration (µg/m^3)	Time of Max Dust Reading	Daily Avg. VOC Concentration (ppm)	Max 15-Min VOC Concentration (ppm)	Time of Max VOC Reading
Upwind	72.0	78.1	14:12	0.0	0.0	13:25
Downwind	30.8	36.5	13:25	0.0	0.0	13:25

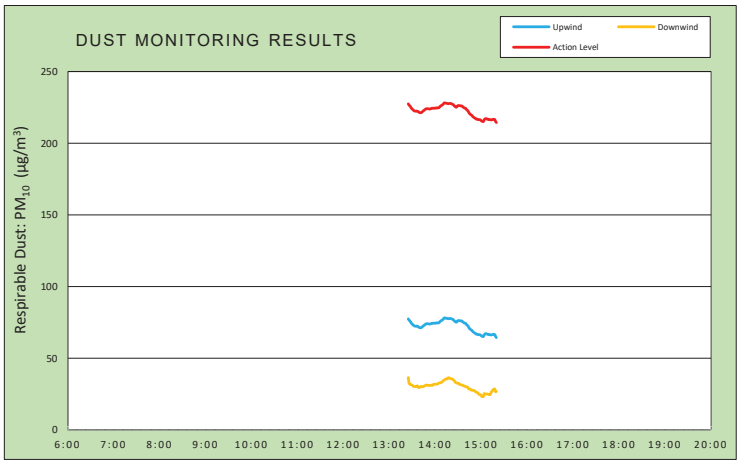

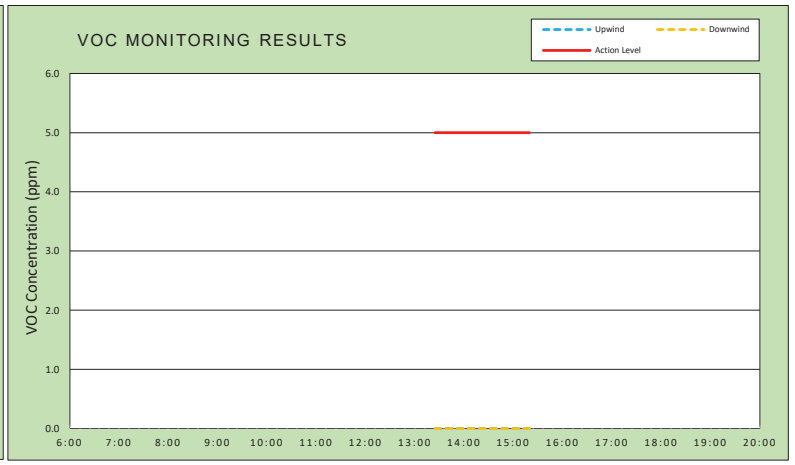

Air Monitoring Notes:

Weather Notes:

EMILCOTT
A Triumvirate Environmental Company

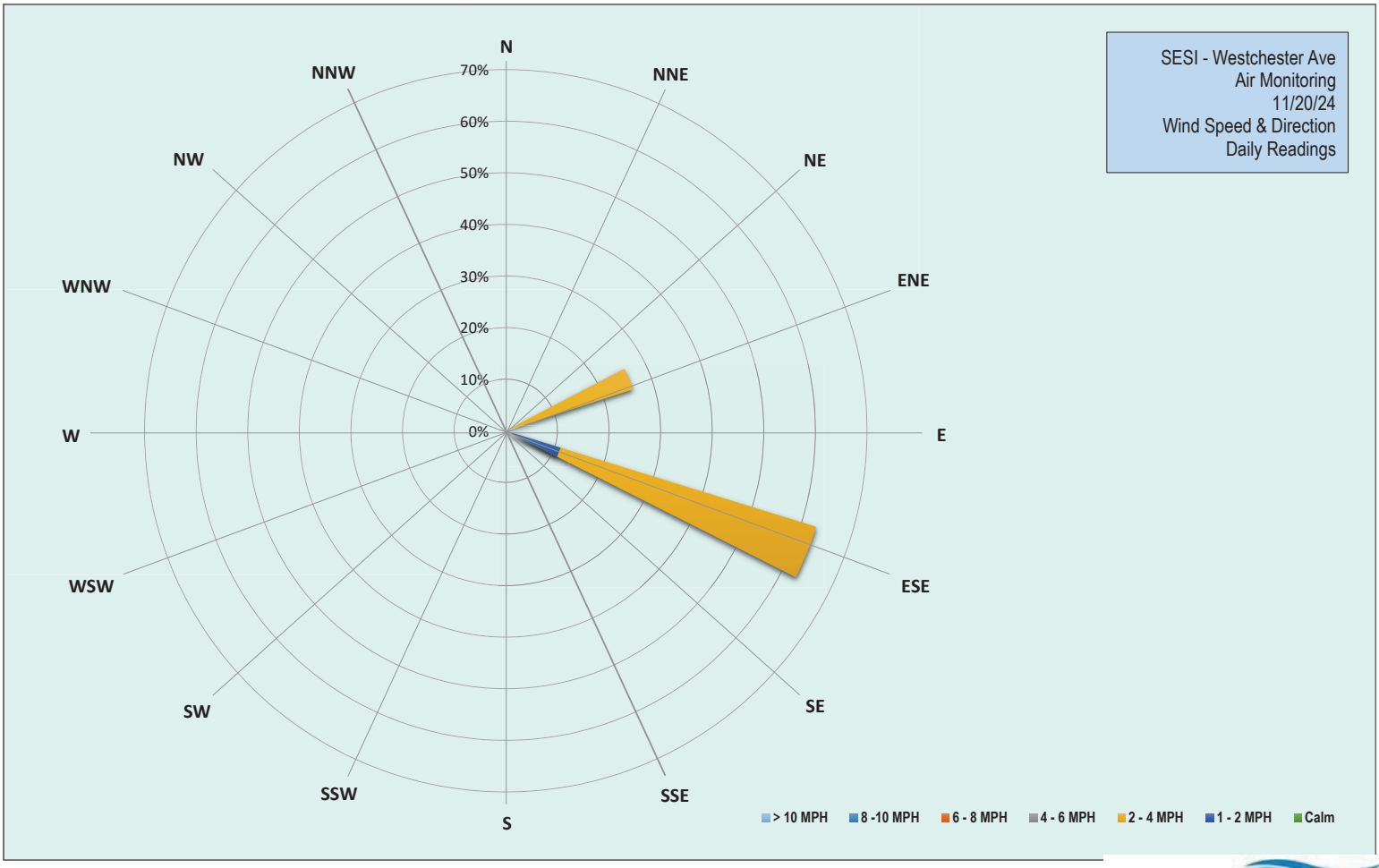

EMILCOTT
A Triumvirate Environmental Company

Grand Union Bowling Alley Site
BCP #360222
150 Westchester Avenue, Port Chester
November 20, 2024

Wednesday, November 20, 2024						
Number of Instances Where Downwind Particulates Exceeds Upwind Particulate + 150 =						0
Number of Comparable Data Points =						116
Start Time:						13:10
End Time:						15:20
PARTICULATE DATA						
Upwind			Downwind			Exceeds Particulate Alarm Limit
Time	Concentration (ug/m^3)	15-Min Avg Concentration (ug/m^3)	Time	Concentration (ug/m^3)	15-Min Avg Concentration (ug/m^3)	
13:10	36.0	-	13:10	36.0	-	-
13:11	85.7	-	13:11	89.0	-	-
13:12	81.5	-	13:12	38.3	-	-
13:13	79.5	-	13:13	34.5	-	-
13:14	80.3	-	13:14	31.3	-	-
13:15	77.8	-	13:15	34.8	-	-
13:16	74.5	-	13:16	32.3	-	-
13:17	75.0	-	13:17	32.8	-	-
13:18	74.3	-	13:18	29.0	-	-
13:19	73.3	-	13:19	28.3	-	-
13:20	73.8	-	13:20	29.3	-	-
13:21	73.8	-	13:21	29.5	-	-
13:22	80.0	-	13:22	29.5	-	-
13:23	75.0	-	13:23	49.3	-	-
13:24	82.8	-	13:24	31.5	-	-
13:25	75.0	77.5	13:25	29.0	36.5	-
13:26	73.0	76.6	13:26	29.8	32.6	-
13:27	73.0	76.1	13:27	29.5	32.0	-
13:28	69.5	75.4	13:28	29.0	31.6	-
13:29	66.5	74.5	13:29	30.0	31.6	-
13:30	69.5	73.9	13:30	29.0	31.2	-
13:31	66.8	73.4	13:31	27.0	30.8	-
13:32	67.5	72.9	13:32	26.0	30.4	-
13:33	69.3	72.6	13:33	27.5	30.3	-
13:34	71.0	72.4	13:34	29.0	30.3	-
13:35	73.0	72.4	13:35	30.8	30.4	-
13:36	75.0	72.5	13:36	31.5	30.6	-
13:37	76.0	72.2	13:37	32.3	30.7	-
13:38	74.3	72.1	13:38	33.8	29.7	-
13:39	74.3	71.6	13:39	30.4	29.6	-
13:40	71.8	71.4	13:40	30.2	29.7	-
13:41	72.0	71.3	13:41	37.8	30.2	-
13:42	75.3	71.4	13:42	29.6	30.3	-
13:43	74.3	71.8	13:43	28.0	30.2	-
13:44	75.0	72.3	13:44	30.4	30.2	-
13:45	75.3	72.7	13:45	31.0	30.3	-
13:46	73.8	73.2	13:46	31.0	30.6	-
13:47	73.0	73.5	13:47	31.8	31.0	-
13:48	75.8	74.0	13:48	30.4	31.2	-
13:49	72.5	74.1	13:49	31.0	31.3	-
13:50	73.8	74.1	13:50	28.8	31.2	-
13:51	73.5	74.0	13:51	29.4	31.1	-

Grand Union Bowling Alley Site
BCP #360222
150 Westchester Avenue, Port Chester
November 20, 2024

PARTICULATE DATA						
Upwind			Downwind			Exceeds Particulate Alarm Limit
Time	Concentration (ug/m^3)	15-Min Avg Concentration (ug/m^3)	Time	Concentration (ug/m^3)	15-Min Avg Concentration (ug/m^3)	
13:52	74.8	73.9	13:52	32.4	31.1	-
13:53	73.3	73.9	13:53	32.8	31.0	-
13:54	76.0	74.0	13:54	33.4	31.2	-
13:55	75.0	74.2	13:55	31.8	31.3	-
13:56	75.8	74.5	13:56	33.0	31.0	-
13:57	73.8	74.4	13:57	35.0	31.3	-
13:58	75.3	74.4	13:58	33.8	31.7	-
13:59	75.8	74.5	13:59	32.4	31.9	-
14:00	75.3	74.5	14:00	30.8	31.9	-
14:01	74.3	74.5	14:01	32.8	32.0	-
14:02	76.5	74.7	14:02	31.6	32.0	-
14:03	74.0	74.6	14:03	31.6	32.0	-
14:04	73.8	74.7	14:04	35.6	32.3	-
14:05	74.8	74.8	14:05	33.0	32.6	-
14:06	82.3	75.4	14:06	32.8	32.9	-
14:07	82.5	75.9	14:07	34.4	33.0	-
14:08	79.3	76.3	14:08	35.0	33.1	-
14:09	79.5	76.5	14:09	38.0	33.4	-
14:10	81.8	77.0	14:10	40.2	34.0	-
14:11	84.8	77.6	14:11	40.4	34.5	-
14:12	82.3	78.1	14:12	39.6	34.8	-
14:13	75.3	78.1	14:13	39.8	35.2	-
14:14	73.5	78.0	14:14	36.8	35.5	-
14:15	73.3	77.8	14:15	33.8	35.7	-
14:16	73.3	77.8	14:16	32.4	35.7	-
14:17	74.0	77.6	14:17	42.2	36.4	-
14:18	75.3	77.7	14:18	31.8	36.4	-
14:19	74.8	77.8	14:19	31.2	36.1	-
14:20	74.8	77.8	14:20	29.8	35.9	-
14:21	79.8	77.6	14:21	29.2	35.6	-
14:22	79.0	77.4	14:22	33.6	35.6	-
14:23	76.0	77.1	14:23	31.2	35.3	-
14:24	74.5	76.8	14:24	31.6	34.9	-
14:25	71.5	76.1	14:25	30.8	34.3	-
14:26	78.8	75.7	14:26	30.8	33.6	-
14:27	75.5	75.3	14:27	30.4	33.0	-
14:28	74.5	75.2	14:28	36.8	32.8	-
14:29	82.5	75.8	14:29	33.4	32.6	-
14:30	80.0	76.3	14:30	32.8	32.5	-
14:31	73.5	76.3	14:31	30.6	32.4	-
14:32	73.5	76.3	14:32	32.8	31.8	-
14:33	72.5	76.1	14:33	29.2	31.6	-
14:34	74.8	76.1	14:34	28.6	31.4	-
14:35	73.8	76.0	14:35	28.2	31.3	-
14:36	71.8	75.5	14:36	27.0	31.2	-
14:37	73.5	75.1	14:37	28.0	30.8	-
14:38	69.5	74.7	14:38	28.4	30.6	-
14:39	71.3	74.5	14:39	28.4	30.4	-

Grand Union Bowling Alley Site
BCP #360222
150 Westchester Avenue, Port Chester
November 20, 2024

PARTICULATE DATA						
Upwind			Downwind			Exceeds Particulate Alarm Limit
Time	Concentration (ug/m^3)	15-Min Avg Concentration (ug/m^3)	Time	Concentration (ug/m^3)	15-Min Avg Concentration (ug/m^3)	
14:40	69.3	74.3	14:40	27.4	30.2	-
14:41	66.8	73.5	14:41	29.0	30.1	-
14:42	68.3	73.0	14:42	29.8	30.0	-
14:43	67.3	72.5	14:43	26.2	29.3	-
14:44	67.5	71.5	14:44	24.0	28.7	-
14:45	67.5	70.7	14:45	30.4	28.5	-
14:46	67.3	70.3	14:46	30.6	28.5	-
14:47	66.0	69.8	14:47	24.8	28.0	-
14:48	67.5	69.5	14:48	24.4	27.7	-
14:49	64.3	68.8	14:49	28.0	27.6	-
14:50	66.8	68.3	14:50	27.4	27.6	-
14:51	66.0	67.9	14:51	24.6	27.4	-
14:52	67.5	67.5	14:52	22.4	27.1	-
14:53	65.0	67.2	14:53	22.2	26.6	-
14:54	64.8	66.8	14:54	23.8	26.3	-
14:55	70.3	66.8	14:55	23.4	26.1	-
14:56	62.3	66.5	14:56	23.4	25.7	-
14:57	67.5	66.5	14:57	20.6	25.1	-
14:58	67.0	66.5	14:58	21.0	24.7	-
14:59	65.0	66.3	14:59	22.0	24.6	-
15:00	60.8	65.9	15:00	21.6	24.0	-
15:01	61.5	65.5	15:01	21.4	23.4	-
15:02	62.8	65.3	15:02	22.6	23.3	-
15:03	64.8	65.1	15:03	24.4	23.3	-
15:04	81.3	66.2	15:04	59.4	25.3	-
15:05	76.5	66.9	15:05	23.8	25.1	-
15:06	71.0	67.2	15:06	24.0	25.1	-
15:07	66.3	67.1	15:07	22.2	25.1	-
15:08	61.0	66.8	15:08	22.4	25.1	-
15:09	64.5	66.8	15:09	21.8	24.9	-
15:10	63.8	66.4	15:10	21.2	24.8	-
15:11	65.8	66.6	15:11	21.6	24.7	-
15:12	64.0	66.4	15:12	21.4	24.7	-
15:13	66.0	66.3	15:13	39.0	25.9	-
15:14	65.0	66.3	15:14	35.4	26.8	-
15:15	64.3	66.6	15:15	29.8	27.4	-
15:16	62.8	66.6	15:16	34.0	28.2	-
15:17	62.5	66.6	15:17	25.6	28.4	-
15:18	62.8	66.5	15:18	27.0	28.6	-
15:19	62.3	65.2	15:19	30.6	26.7	-
15:20	64.8	64.4	15:20	27.0	26.9	-

Grand Union Bowling Alley Site
BCP #360222
150 Westchester Avenue, Port Chester
November 20, 2024

Wednesday, November 20, 2024						
					Number of Instances Where Downwind VOCs Exceeds Upwind VOCs + 5 =	0
					Number of Comparable Data Points =	116
					Start Time:	13:10
					End Time:	15:20
PID DATA						
Upwind			Downwind			
Time	Concentration (ppm)	15-Min Avg Concentration (ppm)	Time	Concentration (ppm)	15-Min Avg Concentration (ppm)	Exceeds VOC Alarm Limit
13:10	0.0	-	13:10	0.0	-	-
13:11	0.0	-	13:11	0.0	-	-
13:12	0.0	-	13:12	0.0	-	-
13:13	0.0	-	13:13	0.0	-	-
13:14	0.0	-	13:14	0.0	-	-
13:15	0.0	-	13:15	0.0	-	-
13:16	0.0	-	13:16	0.0	-	-
13:17	0.0	-	13:17	0.0	-	-
13:18	0.0	-	13:18	0.0	-	-
13:19	0.0	-	13:19	0.0	-	-
13:20	0.0	-	13:20	0.0	-	-
13:21	0.0	-	13:21	0.0	-	-
13:22	0.0	-	13:22	0.0	-	-
13:23	0.0	-	13:23	0.0	-	-
13:24	0.0	-	13:24	0.0	-	-
13:25	0.0	0.0	13:25	0.0	0.0	-
13:26	0.0	0.0	13:26	0.0	0.0	-
13:27	0.0	0.0	13:27	0.0	0.0	-
13:28	0.0	0.0	13:28	0.0	0.0	-
13:29	0.0	0.0	13:29	0.0	0.0	-
13:30	0.0	0.0	13:30	0.0	0.0	-
13:31	0.0	0.0	13:31	0.0	0.0	-
13:32	0.0	0.0	13:32	0.0	0.0	-
13:33	0.0	0.0	13:33	0.0	0.0	-
13:34	0.0	0.0	13:34	0.0	0.0	-
13:35	0.0	0.0	13:35	0.0	0.0	-
13:36	0.0	0.0	13:36	0.0	0.0	-
13:37	0.0	0.0	13:37	0.0	0.0	-
13:38	0.0	0.0	13:38	0.0	0.0	-
13:39	0.0	0.0	13:39	0.0	0.0	-
13:40	0.0	0.0	13:40	0.0	0.0	-
13:41	0.0	0.0	13:41	0.0	0.0	-
13:42	0.0	0.0	13:42	0.0	0.0	-
13:43	0.0	0.0	13:43	0.0	0.0	-
13:44	0.0	0.0	13:44	0.0	0.0	-
13:45	0.0	0.0	13:45	0.0	0.0	-
13:46	0.0	0.0	13:46	0.0	0.0	-
13:47	0.0	0.0	13:47	0.0	0.0	-
13:48	0.0	0.0	13:48	0.0	0.0	-
13:49	0.0	0.0	13:49	0.0	0.0	-
13:50	0.0	0.0	13:50	0.0	0.0	-
13:51	0.0	0.0	13:51	0.0	0.0	-

Grand Union Bowling Alley Site
BCP #360222
150 Westchester Avenue, Port Chester
November 20, 2024

PID DATA						
Upwind			Downwind			
Time	Concentration (ppm)	15-Min Avg Concentration (ppm)	Time	Concentration (ppm)	15-Min Avg Concentration (ppm)	Exceeds VOC Alarm Limit
13:52	0.0	0.0	13:52	0.0	0.0	-
13:53	0.0	0.0	13:53	0.0	0.0	-
13:54	0.0	0.0	13:54	0.0	0.0	-
13:55	0.0	0.0	13:55	0.0	0.0	-
13:56	0.0	0.0	13:56	0.0	0.0	-
13:57	0.0	0.0	13:57	0.0	0.0	-
13:58	0.0	0.0	13:58	0.0	0.0	-
13:59	0.0	0.0	13:59	0.0	0.0	-
14:00	0.0	0.0	14:00	0.0	0.0	-
14:01	0.0	0.0	14:01	0.0	0.0	-
14:02	0.0	0.0	14:02	0.0	0.0	-
14:03	0.0	0.0	14:03	0.0	0.0	-
14:04	0.0	0.0	14:04	0.0	0.0	-
14:05	0.0	0.0	14:05	0.0	0.0	-
14:06	0.0	0.0	14:06	0.0	0.0	-
14:07	0.0	0.0	14:07	0.0	0.0	-
14:08	0.0	0.0	14:08	0.0	0.0	-
14:09	0.0	0.0	14:09	0.0	0.0	-
14:10	0.0	0.0	14:10	0.0	0.0	-
14:11	0.0	0.0	14:11	0.0	0.0	-
14:12	0.0	0.0	14:12	0.0	0.0	-
14:13	0.0	0.0	14:13	0.0	0.0	-
14:14	0.0	0.0	14:14	0.0	0.0	-
14:15	0.0	0.0	14:15	0.0	0.0	-
14:16	0.0	0.0	14:16	0.0	0.0	-
14:17	0.0	0.0	14:17	0.0	0.0	-
14:18	0.0	0.0	14:18	0.0	0.0	-
14:19	0.0	0.0	14:19	0.0	0.0	-
14:20	0.0	0.0	14:20	0.0	0.0	-
14:21	0.0	0.0	14:21	0.0	0.0	-
14:22	0.0	0.0	14:22	0.0	0.0	-
14:23	0.0	0.0	14:23	0.0	0.0	-
14:24	0.0	0.0	14:24	0.0	0.0	-
14:25	0.0	0.0	14:25	0.0	0.0	-
14:26	0.0	0.0	14:26	0.0	0.0	-
14:27	0.0	0.0	14:27	0.0	0.0	-
14:28	0.0	0.0	14:28	0.0	0.0	-
14:29	0.0	0.0	14:29	0.0	0.0	-
14:30	0.0	0.0	14:30	0.0	0.0	-
14:31	0.0	0.0	14:31	0.0	0.0	-
14:32	0.0	0.0	14:32	0.0	0.0	-
14:33	0.0	0.0	14:33	0.0	0.0	-
14:34	0.0	0.0	14:34	0.0	0.0	-
14:35	0.0	0.0	14:35	0.0	0.0	-
14:36	0.0	0.0	14:36	0.0	0.0	-
14:37	0.0	0.0	14:37	0.0	0.0	-
14:38	0.0	0.0	14:38	0.0	0.0	-
14:39	0.0	0.0	14:39	0.0	0.0	-

Grand Union Bowling Alley Site
BCP #360222
150 Westchester Avenue, Port Chester
November 20, 2024

PID DATA						
Upwind			Downwind			
Time	Concentration (ppm)	15-Min Avg Concentration (ppm)	Time	Concentration (ppm)	15-Min Avg Concentration (ppm)	Exceeds VOC Alarm Limit
14:40	0.0	0.0	14:40	0.0	0.0	-
14:41	0.0	0.0	14:41	0.0	0.0	-
14:42	0.0	0.0	14:42	0.0	0.0	-
14:43	0.0	0.0	14:43	0.0	0.0	-
14:44	0.0	0.0	14:44	0.0	0.0	-
14:45	0.0	0.0	14:45	0.0	0.0	-
14:46	0.0	0.0	14:46	0.0	0.0	-
14:47	0.0	0.0	14:47	0.0	0.0	-
14:48	0.0	0.0	14:48	0.0	0.0	-
14:49	0.0	0.0	14:49	0.0	0.0	-
14:50	0.0	0.0	14:50	0.0	0.0	-
14:51	0.0	0.0	14:51	0.0	0.0	-
14:52	0.0	0.0	14:52	0.0	0.0	-
14:53	0.0	0.0	14:53	0.0	0.0	-
14:54	0.0	0.0	14:54	0.0	0.0	-
14:55	0.0	0.0	14:55	0.0	0.0	-
14:56	0.0	0.0	14:56	0.0	0.0	-
14:57	0.0	0.0	14:57	0.0	0.0	-
14:58	0.0	0.0	14:58	0.0	0.0	-
14:59	0.0	0.0	14:59	0.0	0.0	-
15:00	0.0	0.0	15:00	0.0	0.0	-
15:01	0.0	0.0	15:01	0.0	0.0	-
15:02	0.0	0.0	15:02	0.0	0.0	-
15:03	0.0	0.0	15:03	0.0	0.0	-
15:04	0.0	0.0	15:04	0.0	0.0	-
15:05	0.0	0.0	15:05	0.0	0.0	-
15:06	0.0	0.0	15:06	0.0	0.0	-
15:07	0.0	0.0	15:07	0.0	0.0	-
15:08	0.0	0.0	15:08	0.0	0.0	-
15:09	0.0	0.0	15:09	0.0	0.0	-
15:10	0.0	0.0	15:10	0.0	0.0	-
15:11	0.0	0.0	15:11	0.0	0.0	-
15:12	0.0	0.0	15:12	0.0	0.0	-
15:13	0.0	0.0	15:13	0.0	0.0	-
15:14	0.0	0.0	15:14	0.0	0.0	-
15:15	0.0	0.0	15:15	0.0	0.0	-
15:16	0.0	0.0	15:16	0.0	0.0	-
15:17	0.0	0.0	15:17	0.0	0.0	-
15:18	0.0	0.0	15:18	0.0	0.0	-
15:19	0.0	0.0	15:19	0.0	0.0	-
15:20	0.0	0.0	15:20	0.0	0.0	-

SESI CONSULTING ENGINEERS

959 US-46 Floor 3, Suite 300 - Parsippany-Troy Hills, NJ

DAILY AIR MONITORING REPORT
150 Westchester Avenue
Port Chester, New York

11/21/2024

Rev. No. 0 | Page 1 of 2

Project Number: 11895A

Dust Action Level: 150 µg/m^3

VOC Action Level: 5 ppm

Weather Data Range for Work Day		Wind Direction	NNE	Relative Humidity (%)	88.0 - 94.0	Daily Rain Total (in)	0.02	Readings in the summary table and graphs below are the reported downwind concentrations.
Temperature (°F)	46.0 - 49.0	Wind Speed (MPH)	3.3 - 8.6	Barometer (inHg)	29.50 - 29.60	Avg. Dew Point Temp (°F)	43.9	

Station Location	Daily Avg. Dust Concentration (µg/m^3)	Max 15-Min Dust Concentration (µg/m^3)	Time of Max Dust Reading	Daily Avg. VOC Concentration (ppm)	Max 15-Min VOC Concentration (ppm)	Time of Max VOC Reading
Upwind	9.0	36.3	14:06	0.0	0.0	10:36
Downwind	21.3	38.0	14:52	0.0	0.0	10:38

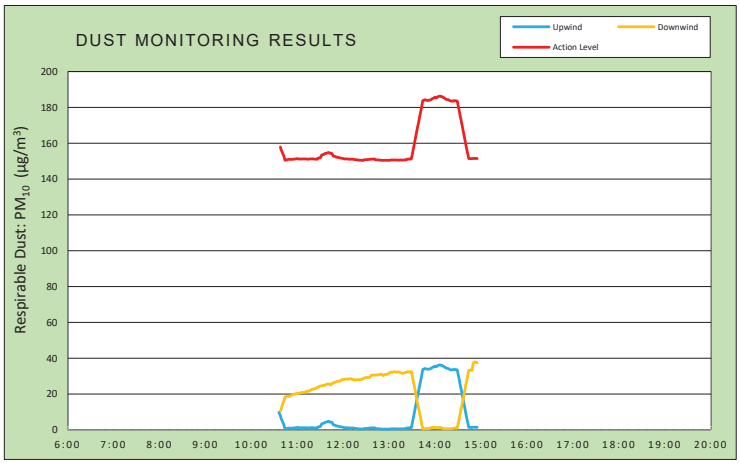

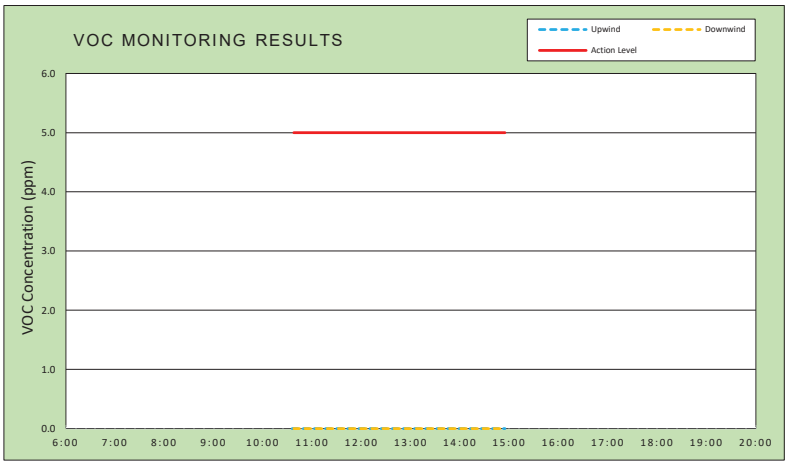

Air Monitoring Notes:

Weather Notes:

EMILCOTT
A Triumvirate Environmental Company

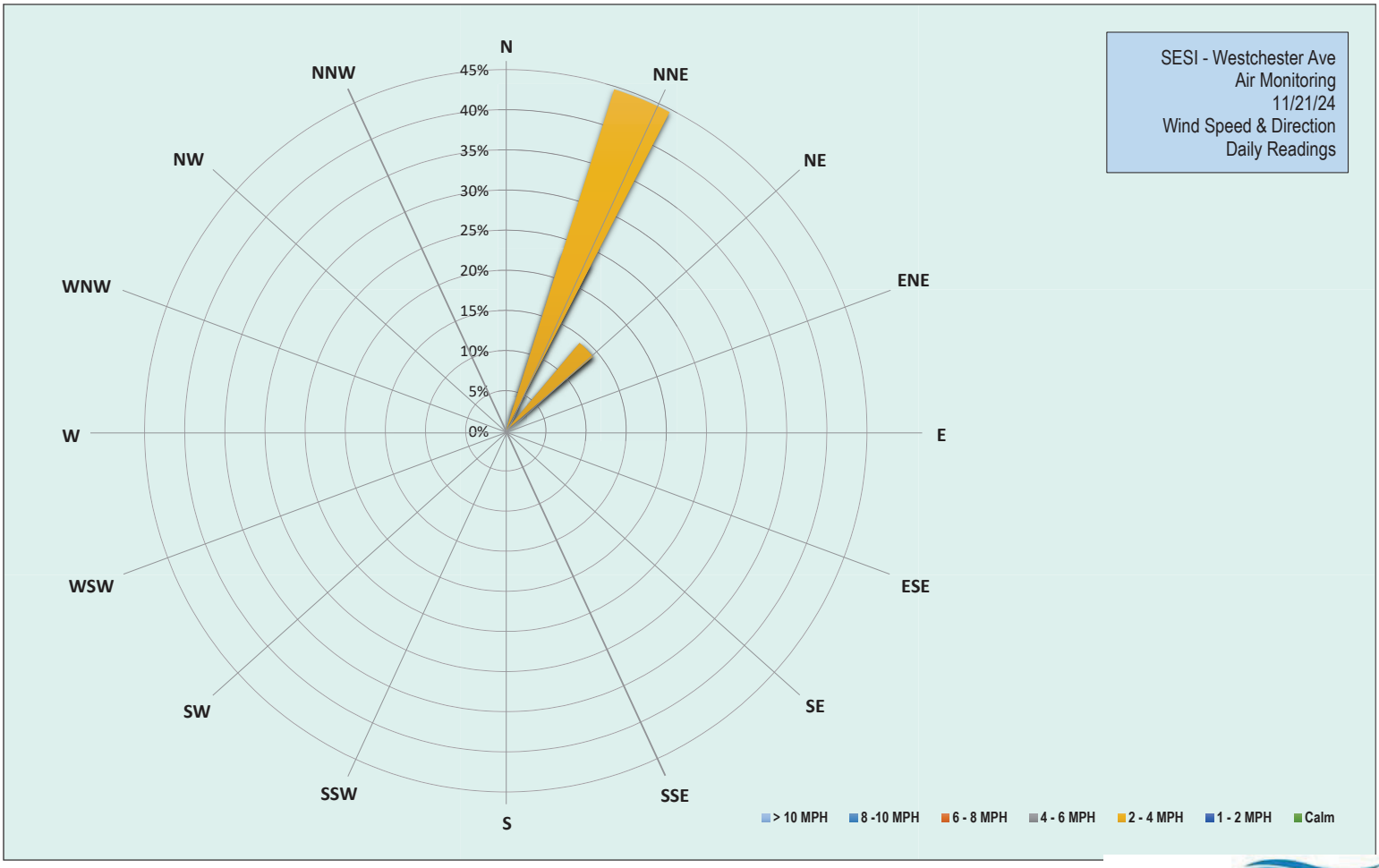

EMILCOTT
A Triumvirate Environmental Company

Grand Union Bowling Alley Site
BCP #360222
150 Westchester Avenue, Port Chester
November 21, 2024

Thursday, November 21, 2024						
Number of Instances Where Downwind Particulates Exceeds Upwind Particulate + 150 =						0
Number of Comparable Data Points =						258
Start Time:						10:21
End Time:						14:55
PARTICULATE DATA						
Upwind			Downwind			Exceeds Particulate Alarm Limit
Time	Concentration (ug/m^3)	15-Min Avg Concentration (ug/m^3)	Time	Concentration (ug/m^3)	15-Min Avg Concentration (ug/m^3)	
10:21	12.8	-	10:21	-	-	-
10:22	14.8	-	10:22	-	-	-
10:23	17.0	-	10:23	0.0	-	-
10:24	25.0	-	10:24	0.0	-	-
10:25	11.8	-	10:25	0.0	-	-
10:26	19.3	-	10:26	0.0	-	-
10:27	12.5	-	10:27	0.3	-	-
10:28	20.0	-	10:28	4.5	-	-
10:29	24.3	-	10:29	0.5	-	-
10:30	0.3	-	10:30	13.3	-	-
10:31	0.5	-	10:31	16.3	-	-
10:32	0.3	-	10:32	17.5	-	-
10:33	0.0	-	10:33	19.8	-	-
10:34	0.0	-	10:34	19.8	-	-
10:35	0.5	-	10:35	16.8	-	-
10:36	1.5	9.8	10:36	19.0	-	-
10:37	1.3	8.9	10:37	16.8	-	-
10:38	1.5	7.9	10:38	15.5	10.7	-
10:39	0.0	6.2	10:39	15.5	11.7	-
10:40	0.3	5.5	10:40	20.5	13.1	-
10:41	0.3	4.2	10:41	23.8	14.6	-
10:42	0.8	3.4	10:42	16.0	15.7	-
10:43	0.3	2.1	10:43	19.8	16.7	-
10:44	1.0	0.6	10:44	24.0	18.3	-
10:45	1.0	0.6	10:45	16.0	18.5	-
10:46	1.8	0.7	10:46	20.3	18.7	-
10:47	2.8	0.9	10:47	19.3	18.8	-
10:48	1.5	1.0	10:48	20.0	18.9	-
10:49	1.0	1.0	10:49	18.3	18.8	-
10:50	1.0	1.1	10:50	18.8	18.9	-
10:51	1.0	1.0	10:51	20.3	19.0	-
10:52	1.0	1.0	10:52	20.3	19.2	-
10:53	1.3	1.0	10:53	21.8	19.6	-
10:54	1.3	1.1	10:54	19.0	19.9	-
10:55	0.8	1.1	10:55	20.5	19.9	-
10:56	0.5	1.1	10:56	21.5	19.7	-
10:57	1.3	1.2	10:57	22.3	20.1	-
10:58	2.3	1.3	10:58	21.3	20.2	-
10:59	2.0	1.4	10:59	22.0	20.1	-
11:00	2.0	1.4	11:00	20.8	20.4	-
11:01	1.0	1.4	11:01	19.5	20.4	-

Grand Union Bowling Alley Site
BCP #360222
150 Westchester Avenue, Port Chester
November 21, 2024

PARTICULATE DATA						
Upwind			Downwind			Exceeds Particulate Alarm Limit
Time	Concentration (ug/m^3)	15-Min Avg Concentration (ug/m^3)	Time	Concentration (ug/m^3)	15-Min Avg Concentration (ug/m^3)	
11:02	1.0	1.3	11:02	20.5	20.4	-
11:03	1.0	1.2	11:03	20.3	20.5	-
11:04	1.0	1.2	11:04	20.5	20.6	-
11:05	0.8	1.2	11:05	22.5	20.9	-
11:06	1.3	1.2	11:06	20.8	20.9	-
11:07	1.5	1.3	11:07	21.3	21.0	-
11:08	1.3	1.3	11:08	21.0	20.9	-
11:09	0.5	1.2	11:09	21.8	21.1	-
11:10	1.0	1.2	11:10	21.8	21.2	-
11:11	1.3	1.3	11:11	21.8	21.2	-
11:12	0.5	1.2	11:12	26.5	21.5	-
11:13	1.0	1.1	11:13	24.0	21.7	-
11:14	1.0	1.1	11:14	20.0	21.5	-
11:15	3.3	1.2	11:15	21.8	21.6	-
11:16	1.8	1.2	11:16	24.5	21.9	-
11:17	1.5	1.2	11:17	23.0	22.1	-
11:18	1.8	1.3	11:18	21.8	22.2	-
11:19	1.0	1.3	11:19	27.5	22.7	-
11:20	0.8	1.3	11:20	22.8	22.7	-
11:21	0.5	1.2	11:21	23.5	22.9	-
11:22	0.5	1.2	11:22	21.3	22.9	-
11:23	0.8	1.1	11:23	24.5	23.1	-
11:24	0.5	1.1	11:24	23.5	23.2	-
11:25	0.8	1.1	11:25	24.5	23.4	-
11:26	0.5	1.1	11:26	26.5	23.7	-
11:27	9.3	1.7	11:27	26.3	23.7	-
11:28	2.0	1.7	11:28	29.5	24.1	-
11:29	2.8	1.8	11:29	24.5	24.4	-
11:30	4.3	1.9	11:30	23.8	24.5	-
11:31	12.0	2.6	11:31	24.8	24.5	-
11:32	14.5	3.5	11:32	24.8	24.6	-
11:33	3.8	3.6	11:33	25.5	24.9	-
11:34	2.5	3.7	11:34	24.3	24.7	-
11:35	3.8	3.9	11:35	24.8	24.8	-
11:36	5.5	4.2	11:36	26.8	25.0	-
11:37	1.5	4.3	11:37	23.5	25.2	-
11:38	2.8	4.4	11:38	28.3	25.4	-
11:39	2.3	4.5	11:39	25.3	25.5	-
11:40	3.5	4.7	11:40	26.0	25.6	-
11:41	2.5	4.9	11:41	27.8	25.7	-
11:42	2.8	4.4	11:42	24.3	25.6	-
11:43	2.0	4.4	11:43	23.8	25.2	-
11:44	2.8	4.4	11:44	26.0	25.3	-
11:45	2.5	4.3	11:45	31.8	25.8	-
11:46	3.3	3.7	11:46	27.3	26.0	-
11:47	2.5	2.9	11:47	26.0	26.1	-
11:48	1.5	2.8	11:48	32.0	26.5	-

Grand Union Bowling Alley Site
BCP #360222
150 Westchester Avenue, Port Chester
November 21, 2024

PARTICULATE DATA						
Upwind			Downwind			Exceeds Particulate Alarm Limit
Time	Concentration (ug/m^3)	15-Min Avg Concentration (ug/m^3)	Time	Concentration (ug/m^3)	15-Min Avg Concentration (ug/m^3)	
11:49	1.3	2.7	11:49	25.8	26.6	-
11:50	1.0	2.5	11:50	26.5	26.7	-
11:51	1.0	2.2	11:51	29.0	26.9	-
11:52	2.0	2.2	11:52	26.8	27.1	-
11:53	1.0	2.1	11:53	28.8	27.1	-
11:54	1.3	2.1	11:54	26.0	27.2	-
11:55	0.8	1.9	11:55	26.5	27.2	-
11:56	1.0	1.8	11:56	30.0	27.4	-
11:57	1.8	1.7	11:57	30.0	27.7	-
11:58	1.3	1.7	11:58	25.0	27.8	-
11:59	1.3	1.6	11:59	31.0	28.2	-
12:00	1.5	1.5	12:00	31.8	28.2	-
12:01	0.8	1.3	12:01	27.4	28.2	-
12:02	1.5	1.3	12:02	28.4	28.3	-
12:03	1.5	1.3	12:03	31.4	28.3	-
12:04	1.0	1.2	12:04	27.6	28.4	-
12:05	1.3	1.3	12:05	26.2	28.4	-
12:06	0.8	1.2	12:06	27.8	28.3	-
12:07	0.3	1.1	12:07	30.2	28.5	-
12:08	0.8	1.1	12:08	26.6	28.4	-
12:09	1.0	1.1	12:09	28.4	28.6	-
12:10	0.8	1.1	12:10	27.0	28.6	-
12:11	1.8	1.1	12:11	26.2	28.3	-
12:12	1.5	1.1	12:12	26.4	28.1	-
12:13	0.5	1.1	12:13	28.8	28.3	-
12:14	0.0	1.0	12:14	26.8	28.1	-
12:15	0.0	0.9	12:15	27.2	27.8	-
12:16	0.5	0.9	12:16	29.2	27.9	-
12:17	0.5	0.8	12:17	30.4	28.0	-
12:18	0.5	0.7	12:18	30.0	27.9	-
12:19	0.3	0.7	12:19	28.2	28.0	-
12:20	0.3	0.6	12:20	27.8	28.1	-
12:21	0.0	0.6	12:21	27.4	28.0	-
12:22	0.3	0.6	12:22	28.6	27.9	-
12:23	0.5	0.6	12:23	29.4	28.1	-
12:24	0.0	0.5	12:24	29.2	28.2	-
12:25	0.5	0.5	12:25	29.2	28.3	-
12:26	0.8	0.4	12:26	31.8	28.7	-
12:27	6.5	0.7	12:27	29.6	28.9	-
12:28	1.5	0.8	12:28	29.2	28.9	-
12:29	0.3	0.8	12:29	29.8	29.1	-
12:30	0.3	0.8	12:30	30.0	29.3	-
12:31	0.8	0.9	12:31	29.2	29.3	-
12:32	1.3	0.9	12:32	29.2	29.2	-
12:33	1.0	0.9	12:33	29.8	29.2	-
12:34	1.3	1.0	12:34	30.0	29.3	-
12:35	0.3	1.0	12:35	30.0	29.5	-

Grand Union Bowling Alley Site
BCP #360222
150 Westchester Avenue, Port Chester
November 21, 2024

PARTICULATE DATA						
Upwind			Downwind			Exceeds Particulate Alarm Limit
Time	Concentration (ug/m^3)	15-Min Avg Concentration (ug/m^3)	Time	Concentration (ug/m^3)	15-Min Avg Concentration (ug/m^3)	
12:36	2.0	1.1	12:36	36.4	30.1	-
12:37	0.5	1.2	12:37	37.4	30.7	-
12:38	0.5	1.2	12:38	28.8	30.6	-
12:39	0.3	1.2	12:39	29.0	30.6	-
12:40	0.8	1.2	12:40	29.6	30.7	-
12:41	1.0	1.2	12:41	30.0	30.5	-
12:42	0.5	0.8	12:42	29.8	30.5	-
12:43	0.5	0.7	12:43	31.8	30.7	-
12:44	0.3	0.7	12:44	29.4	30.7	-
12:45	0.3	0.7	12:45	29.4	30.7	-
12:46	0.0	0.7	12:46	30.6	30.7	-
12:47	0.3	0.6	12:47	30.2	30.8	-
12:48	0.5	0.6	12:48	31.6	30.9	-
12:49	0.3	0.5	12:49	31.2	31.0	-
12:50	0.5	0.5	12:50	32.4	31.2	-
12:51	0.8	0.5	12:51	31.0	30.8	-
12:52	0.5	0.5	12:52	30.4	30.3	-
12:53	0.8	0.5	12:53	31.6	30.5	-
12:54	0.5	0.5	12:54	32.4	30.8	-
12:55	0.8	0.5	12:55	31.8	30.9	-
12:56	0.8	0.5	12:56	31.4	31.0	-
12:57	0.8	0.5	12:57	30.4	31.0	-
12:58	0.0	0.5	12:58	33.6	31.2	-
12:59	0.3	0.5	12:59	33.0	31.4	-
13:00	0.0	0.4	13:00	34.4	31.7	-
13:01	1.5	0.5	13:01	34.2	32.0	-
13:02	1.3	0.6	13:02	34.4	32.3	-
13:03	1.0	0.6	13:03	31.4	32.2	-
13:04	0.8	0.7	13:04	30.4	32.2	-
13:05	0.0	0.6	13:05	33.0	32.2	-
13:06	0.8	0.6	13:06	34.6	32.5	-
13:07	0.8	0.7	13:07	30.8	32.5	-
13:08	0.5	0.6	13:08	30.0	32.4	-
13:09	1.0	0.7	13:09	30.0	32.2	-
13:10	0.3	0.6	13:10	30.8	32.2	-
13:11	0.0	0.6	13:11	34.2	32.3	-
13:12	0.3	0.6	13:12	31.4	32.4	-
13:13	0.5	0.6	13:13	31.2	32.3	-
13:14	0.8	0.6	13:14	31.0	32.1	-
13:15	1.0	0.7	13:15	32.0	32.0	-
13:16	0.5	0.6	13:16	31.0	31.7	-
13:17	1.0	0.6	13:17	32.2	31.6	-
13:18	1.0	0.6	13:18	30.8	31.6	-
13:19	1.3	0.6	13:19	33.8	31.8	-
13:20	0.8	0.7	13:20	36.0	32.0	-
13:21	0.5	0.7	13:21	36.0	32.1	-
13:22	0.3	0.6	13:22	33.6	32.3	-

Grand Union Bowling Alley Site
BCP #360222
150 Westchester Avenue, Port Chester
November 21, 2024

PARTICULATE DATA						
Upwind			Downwind			Exceeds Particulate Alarm Limit
Time	Concentration (ug/m^3)	15-Min Avg Concentration (ug/m^3)	Time	Concentration (ug/m^3)	15-Min Avg Concentration (ug/m^3)	
13:23	7.3	1.1	13:23	30.4	32.3	-
13:24	1.0	1.1	13:24	32.8	32.5	-
13:25	1.0	1.1	13:25	31.8	32.5	-
13:26	0.5	1.2	13:26	31.0	32.3	-
13:27	0.8	1.2	13:27	30.8	32.3	-
13:28	1.3	1.3	13:28	34.2	32.5	-
13:29	1.0	1.3	13:29	32.6	32.6	-
13:30	31.6	3.3	13:30	0.5	30.5	-
13:31	33.6	5.5	13:31	0.0	28.4	-
13:32	33.2	7.7	13:32	0.3	26.3	-
13:33	33.8	9.8	13:33	0.5	24.3	-
13:34	35.2	12.1	13:34	0.5	22.1	-
13:35	34.8	14.4	13:35	0.3	19.7	-
13:36	32.2	16.5	13:36	0.3	17.3	-
13:37	34.0	18.7	13:37	0.8	15.1	-
13:38	36.2	20.7	13:38	1.0	13.1	-
13:39	33.2	22.8	13:39	0.3	11.0	-
13:40	35.0	25.1	13:40	0.0	8.9	-
13:41	32.2	27.2	13:41	0.5	6.8	-
13:42	31.4	29.2	13:42	0.5	4.8	-
13:43	36.2	31.6	13:43	0.8	2.6	-
13:44	34.0	33.8	13:44	1.5	0.5	-
13:45	33.2	33.9	13:45	1.0	0.5	-
13:46	37.2	34.1	13:46	0.5	0.6	-
13:47	35.2	34.3	13:47	1.8	0.7	-
13:48	32.2	34.1	13:48	1.5	0.7	-
13:49	32.8	34.0	13:49	0.5	0.7	-
13:50	33.0	33.9	13:50	0.5	0.8	-
13:51	32.6	33.9	13:51	0.5	0.8	-
13:52	35.4	34.0	13:52	0.8	0.8	-
13:53	36.6	34.0	13:53	2.5	0.9	-
13:54	36.6	34.2	13:54	3.3	1.1	-
13:55	37.6	34.4	13:55	3.3	1.3	-
13:56	37.2	34.7	13:56	2.3	1.4	-
13:57	35.6	35.0	13:57	1.3	1.5	-
13:58	37.8	35.1	13:58	0.3	1.4	-
13:59	38.8	35.5	13:59	0.8	1.4	-
14:00	36.2	35.7	14:00	1.0	1.4	-
14:01	32.8	35.4	14:01	0.5	1.4	-
14:02	35.6	35.4	14:02	0.5	1.3	-
14:03	37.6	35.7	14:03	1.3	1.3	-
14:04	36.8	36.0	14:04	1.0	1.3	-
14:05	35.2	36.2	14:05	1.5	1.4	-
14:06	34.6	36.3	14:06	1.0	1.4	-
14:07	34.2	36.2	14:07	0.5	1.4	-
14:08	33.0	36.0	14:08	0.3	1.2	-
14:09	37.6	36.0	14:09	0.0	1.0	-

Grand Union Bowling Alley Site
BCP #360222
150 Westchester Avenue, Port Chester
November 21, 2024

PARTICULATE DATA						
Upwind			Downwind			Exceeds Particulate Alarm Limit
Time	Concentration (ug/m^3)	15-Min Avg Concentration (ug/m^3)	Time	Concentration (ug/m^3)	15-Min Avg Concentration (ug/m^3)	
14:10	32.8	35.7	14:10	0.3	0.8	-
14:11	33.6	35.5	14:11	0.0	0.7	-
14:12	33.0	35.3	14:12	1.0	0.7	-
14:13	32.8	35.0	14:13	0.5	0.7	-
14:14	33.2	34.6	14:14	0.3	0.6	-
14:15	34.6	34.5	14:15	1.0	0.6	-
14:16	30.8	34.4	14:16	0.8	0.7	-
14:17	34.6	34.3	14:17	0.8	0.7	-
14:18	35.0	34.1	14:18	0.5	0.6	-
14:19	31.8	33.8	14:19	0.0	0.6	-
14:20	32.8	33.6	14:20	2.8	0.6	-
14:21	33.4	33.5	14:21	1.0	0.6	-
14:22	34.6	33.6	14:22	2.3	0.8	-
14:23	33.8	33.6	14:23	1.0	0.8	-
14:24	34.4	33.4	14:24	2.0	0.9	-
14:25	37.4	33.7	14:25	1.5	1.0	-
14:26	34.0	33.7	14:26	0.8	1.1	-
14:27	32.4	33.7	14:27	0.8	1.1	-
14:28	31.2	33.6	14:28	1.0	1.1	-
14:29	31.0	33.5	14:29	1.0	1.1	-
14:30	1.5	31.2	14:30	31.4	3.2	-
14:31	2.0	29.3	14:31	32.0	5.2	-
14:32	1.3	27.1	14:32	35.2	7.5	-
14:33	1.0	24.8	14:33	33.2	9.7	-
14:34	0.8	22.8	14:34	31.2	11.8	-
14:35	1.0	20.6	14:35	31.6	13.7	-
14:36	1.0	18.5	14:36	32.6	15.8	-
14:37	1.5	16.3	14:37	32.8	17.9	-
14:38	1.8	14.1	14:38	37.2	20.3	-
14:39	1.3	11.9	14:39	37.0	22.6	-
14:40	2.8	9.6	14:40	34.0	24.8	-
14:41	1.0	7.4	14:41	30.8	26.8	-
14:42	1.0	5.3	14:42	35.2	29.1	-
14:43	2.5	3.4	14:43	32.0	31.1	-
14:44	2.0	1.5	14:44	32.2	33.2	-
14:45	0.8	1.4	14:45	33.2	33.3	-
14:46	2.0	1.4	14:46	34.4	33.5	-
14:47	1.0	1.4	14:47	32.8	33.3	-
14:48	1.3	1.4	14:48	31.6	33.2	-
14:49	1.3	1.5	14:49	59.4	35.1	-
14:50	1.8	1.5	14:50	66.2	37.4	-
14:51	1.3	1.5	14:51	36.2	37.7	-
14:52	1.3	1.5	14:52	37.3	38.0	-
14:53	1.3	1.5	14:53	36.3	37.9	-
14:54	2.0	1.5	14:54	31.8	37.6	-
14:55	1.5	1.5	14:55	34.0	37.6	-

Grand Union Bowling Alley Site
BCP #360222
150 Westchester Avenue, Port Chester
November 21, 2024

Thursday, November 21, 2024						
Number of Instances Where Downwind VOCs Exceeds Upwind VOCs + 5 =						0
Number of Comparable Data Points =						258
Start Time:						10:21
End Time:						14:55
PID DATA						
Upwind			Downwind			
Time	Concentration (ppm)	15-Min Avg Concentration (ppm)	Time	Concentration (ppm)	15-Min Avg Concentration (ppm)	Exceeds VOC Alarm Limit
10:21	0.0	-	10:21	-	-	-
10:22	0.0	-	10:22	-	-	-
10:23	0.0	-	10:23	0.0	-	-
10:24	0.0	-	10:24	0.0	-	-
10:25	0.0	-	10:25	0.0	-	-
10:26	0.0	-	10:26	0.0	-	-
10:27	0.0	-	10:27	0.0	-	-
10:28	0.0	-	10:28	0.0	-	-
10:29	0.0	-	10:29	0.0	-	-
10:30	0.0	-	10:30	0.0	-	-
10:31	0.0	-	10:31	0.0	-	-
10:32	0.0	-	10:32	0.0	-	-
10:33	0.0	-	10:33	0.0	-	-
10:34	0.0	-	10:34	0.0	-	-
10:35	0.0	-	10:35	0.0	-	-
10:36	0.0	0.0	10:36	0.0	-	-
10:37	0.0	0.0	10:37	0.0	-	-
10:38	0.0	0.0	10:38	0.0	0.0	-
10:39	0.0	0.0	10:39	0.0	0.0	-
10:40	0.0	0.0	10:40	0.0	0.0	-
10:41	0.0	0.0	10:41	0.0	0.0	-
10:42	0.0	0.0	10:42	0.0	0.0	-
10:43	0.0	0.0	10:43	0.0	0.0	-
10:44	0.0	0.0	10:44	0.0	0.0	-
10:45	0.0	0.0	10:45	0.0	0.0	-
10:46	0.0	0.0	10:46	0.0	0.0	-
10:47	0.0	0.0	10:47	0.0	0.0	-
10:48	0.0	0.0	10:48	0.0	0.0	-
10:49	0.0	0.0	10:49	0.0	0.0	-
10:50	0.0	0.0	10:50	0.0	0.0	-
10:51	0.0	0.0	10:51	0.0	0.0	-
10:52	0.0	0.0	10:52	0.0	0.0	-
10:53	0.0	0.0	10:53	0.0	0.0	-
10:54	0.0	0.0	10:54	0.0	0.0	-
10:55	0.0	0.0	10:55	0.0	0.0	-
10:56	0.0	0.0	10:56	0.0	0.0	-
10:57	0.0	0.0	10:57	0.0	0.0	-
10:58	0.0	0.0	10:58	0.0	0.0	-
10:59	0.0	0.0	10:59	0.0	0.0	-
11:00	0.0	0.0	11:00	0.0	0.0	-
11:01	0.0	0.0	11:01	0.0	0.0	-
11:02	0.0	0.0	11:02	0.0	0.0	-
11:03	0.0	0.0	11:03	0.0	0.0	-

Grand Union Bowling Alley Site
BCP #360222
150 Westchester Avenue, Port Chester
November 21, 2024

PID DATA						
Upwind			Downwind			
Time	Concentration (ppm)	15-Min Avg Concentration (ppm)	Time	Concentration (ppm)	15-Min Avg Concentration (ppm)	Exceeds VOC Alarm Limit
11:04	0.0	0.0	11:04	0.0	0.0	-
11:05	0.0	0.0	11:05	0.0	0.0	-
11:06	0.0	0.0	11:06	0.0	0.0	-
11:07	0.0	0.0	11:07	0.0	0.0	-
11:08	0.0	0.0	11:08	0.0	0.0	-
11:09	0.0	0.0	11:09	0.0	0.0	-
11:10	0.0	0.0	11:10	0.0	0.0	-
11:11	0.0	0.0	11:11	0.0	0.0	-
11:12	0.0	0.0	11:12	0.0	0.0	-
11:13	0.0	0.0	11:13	0.0	0.0	-
11:14	0.0	0.0	11:14	0.0	0.0	-
11:15	0.0	0.0	11:15	0.0	0.0	-
11:16	0.0	0.0	11:16	0.0	0.0	-
11:17	0.0	0.0	11:17	0.0	0.0	-
11:18	0.0	0.0	11:18	0.0	0.0	-
11:19	0.0	0.0	11:19	0.0	0.0	-
11:20	0.0	0.0	11:20	0.0	0.0	-
11:21	0.0	0.0	11:21	0.0	0.0	-
11:22	0.0	0.0	11:22	0.0	0.0	-
11:23	0.0	0.0	11:23	0.0	0.0	-
11:24	0.0	0.0	11:24	0.0	0.0	-
11:25	0.0	0.0	11:25	0.0	0.0	-
11:26	0.0	0.0	11:26	0.0	0.0	-
11:27	0.0	0.0	11:27	0.0	0.0	-
11:28	0.0	0.0	11:28	0.0	0.0	-
11:29	0.0	0.0	11:29	0.0	0.0	-
11:30	0.0	0.0	11:30	0.0	0.0	-
11:31	0.0	0.0	11:31	0.0	0.0	-
11:32	0.0	0.0	11:32	0.0	0.0	-
11:33	0.0	0.0	11:33	0.0	0.0	-
11:34	0.0	0.0	11:34	0.0	0.0	-
11:35	0.0	0.0	11:35	0.0	0.0	-
11:36	0.0	0.0	11:36	0.0	0.0	-
11:37	0.0	0.0	11:37	0.0	0.0	-
11:38	0.0	0.0	11:38	0.0	0.0	-
11:39	0.0	0.0	11:39	0.0	0.0	-
11:40	0.0	0.0	11:40	0.0	0.0	-
11:41	0.0	0.0	11:41	0.0	0.0	-
11:42	0.0	0.0	11:42	0.0	0.0	-
11:43	0.0	0.0	11:43	0.0	0.0	-
11:44	0.0	0.0	11:44	0.0	0.0	-
11:45	0.0	0.0	11:45	0.0	0.0	-
11:46	0.0	0.0	11:46	0.0	0.0	-
11:47	0.0	0.0	11:47	0.0	0.0	-
11:48	0.0	0.0	11:48	0.0	0.0	-
11:49	0.0	0.0	11:49	0.0	0.0	-
11:50	0.0	0.0	11:50	0.0	0.0	-
11:51	0.0	0.0	11:51	0.0	0.0	-
11:52	0.0	0.0	11:52	0.0	0.0	-

Grand Union Bowling Alley Site
BCP #360222
150 Westchester Avenue, Port Chester
November 21, 2024

PID DATA						
Upwind			Downwind			
Time	Concentration (ppm)	15-Min Avg Concentration (ppm)	Time	Concentration (ppm)	15-Min Avg Concentration (ppm)	Exceeds VOC Alarm Limit
11:53	0.0	0.0	11:53	0.0	0.0	-
11:54	0.0	0.0	11:54	0.0	0.0	-
11:55	0.0	0.0	11:55	0.0	0.0	-
11:56	0.0	0.0	11:56	0.0	0.0	-
11:57	0.0	0.0	11:57	0.0	0.0	-
11:58	0.0	0.0	11:58	0.0	0.0	-
11:59	0.0	0.0	11:59	0.0	0.0	-
12:00	0.0	0.0	12:00	0.0	0.0	-
12:01	0.0	0.0	12:01	0.0	0.0	-
12:02	0.0	0.0	12:02	0.0	0.0	-
12:03	0.0	0.0	12:03	0.0	0.0	-
12:04	0.0	0.0	12:04	0.0	0.0	-
12:05	0.0	0.0	12:05	0.0	0.0	-
12:06	0.0	0.0	12:06	0.0	0.0	-
12:07	0.0	0.0	12:07	0.0	0.0	-
12:08	0.0	0.0	12:08	0.0	0.0	-
12:09	0.0	0.0	12:09	0.0	0.0	-
12:10	0.0	0.0	12:10	0.0	0.0	-
12:11	0.0	0.0	12:11	0.0	0.0	-
12:12	0.0	0.0	12:12	0.0	0.0	-
12:13	0.0	0.0	12:13	0.0	0.0	-
12:14	0.0	0.0	12:14	0.0	0.0	-
12:15	0.0	0.0	12:15	0.0	0.0	-
12:16	0.0	0.0	12:16	0.0	0.0	-
12:17	0.0	0.0	12:17	0.0	0.0	-
12:18	0.0	0.0	12:18	0.0	0.0	-
12:19	0.0	0.0	12:19	0.0	0.0	-
12:20	0.0	0.0	12:20	0.0	0.0	-
12:21	0.0	0.0	12:21	0.0	0.0	-
12:22	0.0	0.0	12:22	0.0	0.0	-
12:23	0.0	0.0	12:23	0.0	0.0	-
12:24	0.0	0.0	12:24	0.0	0.0	-
12:25	0.0	0.0	12:25	0.0	0.0	-
12:26	0.0	0.0	12:26	0.0	0.0	-
12:27	0.0	0.0	12:27	0.0	0.0	-
12:28	0.0	0.0	12:28	0.0	0.0	-
12:29	0.0	0.0	12:29	0.0	0.0	-
12:30	0.0	0.0	12:30	0.0	0.0	-
12:31	0.0	0.0	12:31	0.0	0.0	-
12:32	0.0	0.0	12:32	0.0	0.0	-
12:33	0.0	0.0	12:33	0.0	0.0	-
12:34	0.0	0.0	12:34	0.0	0.0	-
12:35	0.0	0.0	12:35	0.0	0.0	-
12:36	0.0	0.0	12:36	0.0	0.0	-
12:37	0.0	0.0	12:37	0.0	0.0	-
12:38	0.0	0.0	12:38	0.0	0.0	-
12:39	0.0	0.0	12:39	0.0	0.0	-
12:40	0.0	0.0	12:40	0.0	0.0	-
12:41	0.0	0.0	12:41	0.0	0.0	-

Grand Union Bowling Alley Site
BCP #360222
150 Westchester Avenue, Port Chester
November 21, 2024

PID DATA						
Upwind			Downwind			
Time	Concentration (ppm)	15-Min Avg Concentration (ppm)	Time	Concentration (ppm)	15-Min Avg Concentration (ppm)	Exceeds VOC Alarm Limit
12:42	0.0	0.0	12:42	0.0	0.0	-
12:43	0.0	0.0	12:43	0.0	0.0	-
12:44	0.0	0.0	12:44	0.0	0.0	-
12:45	0.0	0.0	12:45	0.0	0.0	-
12:46	0.0	0.0	12:46	0.0	0.0	-
12:47	0.0	0.0	12:47	0.0	0.0	-
12:48	0.0	0.0	12:48	0.0	0.0	-
12:49	0.0	0.0	12:49	0.0	0.0	-
12:50	0.0	0.0	12:50	0.0	0.0	-
12:51	0.0	0.0	12:51	0.0	0.0	-
12:52	0.0	0.0	12:52	0.0	0.0	-
12:53	0.0	0.0	12:53	0.0	0.0	-
12:54	0.0	0.0	12:54	0.0	0.0	-
12:55	0.0	0.0	12:55	0.0	0.0	-
12:56	0.0	0.0	12:56	0.0	0.0	-
12:57	0.0	0.0	12:57	0.0	0.0	-
12:58	0.0	0.0	12:58	0.0	0.0	-
12:59	0.0	0.0	12:59	0.0	0.0	-
13:00	0.0	0.0	13:00	0.0	0.0	-
13:01	0.0	0.0	13:01	0.0	0.0	-
13:02	0.0	0.0	13:02	0.0	0.0	-
13:03	0.0	0.0	13:03	0.0	0.0	-
13:04	0.0	0.0	13:04	0.0	0.0	-
13:05	0.0	0.0	13:05	0.0	0.0	-
13:06	0.0	0.0	13:06	0.0	0.0	-
13:07	0.0	0.0	13:07	0.0	0.0	-
13:08	0.0	0.0	13:08	0.0	0.0	-
13:09	0.0	0.0	13:09	0.0	0.0	-
13:10	0.0	0.0	13:10	0.0	0.0	-
13:11	0.0	0.0	13:11	0.0	0.0	-
13:12	0.0	0.0	13:12	0.0	0.0	-
13:13	0.0	0.0	13:13	0.0	0.0	-
13:14	0.0	0.0	13:14	0.0	0.0	-
13:15	0.0	0.0	13:15	0.0	0.0	-
13:16	0.0	0.0	13:16	0.0	0.0	-
13:17	0.0	0.0	13:17	0.0	0.0	-
13:18	0.0	0.0	13:18	0.0	0.0	-
13:19	0.0	0.0	13:19	0.0	0.0	-
13:20	0.0	0.0	13:20	0.0	0.0	-
13:21	0.0	0.0	13:21	0.0	0.0	-
13:22	0.0	0.0	13:22	0.0	0.0	-
13:23	0.0	0.0	13:23	0.0	0.0	-
13:24	0.0	0.0	13:24	0.0	0.0	-
13:25	0.0	0.0	13:25	0.0	0.0	-
13:26	0.0	0.0	13:26	0.0	0.0	-
13:27	0.0	0.0	13:27	0.0	0.0	-
13:28	0.0	0.0	13:28	0.0	0.0	-
13:29	0.0	0.0	13:29	0.0	0.0	-
13:30	0.0	0.0	13:30	0.0	0.0	-

Grand Union Bowling Alley Site
BCP #360222
150 Westchester Avenue, Port Chester
November 21, 2024

PID DATA						
Upwind			Downwind			
Time	Concentration (ppm)	15-Min Avg Concentration (ppm)	Time	Concentration (ppm)	15-Min Avg Concentration (ppm)	Exceeds VOC Alarm Limit
13:31	0.0	0.0	13:31	0.0	0.0	-
13:32	0.0	0.0	13:32	0.0	0.0	-
13:33	0.0	0.0	13:33	0.0	0.0	-
13:34	0.0	0.0	13:34	0.0	0.0	-
13:35	0.0	0.0	13:35	0.0	0.0	-
13:36	0.0	0.0	13:36	0.0	0.0	-
13:37	0.0	0.0	13:37	0.0	0.0	-
13:38	0.0	0.0	13:38	0.0	0.0	-
13:39	0.0	0.0	13:39	0.0	0.0	-
13:40	0.0	0.0	13:40	0.0	0.0	-
13:41	0.0	0.0	13:41	0.0	0.0	-
13:42	0.0	0.0	13:42	0.0	0.0	-
13:43	0.0	0.0	13:43	0.0	0.0	-
13:44	0.0	0.0	13:44	0.0	0.0	-
13:45	0.0	0.0	13:45	0.0	0.0	-
13:46	0.0	0.0	13:46	0.0	0.0	-
13:47	0.0	0.0	13:47	0.0	0.0	-
13:48	0.0	0.0	13:48	0.0	0.0	-
13:49	0.0	0.0	13:49	0.0	0.0	-
13:50	0.0	0.0	13:50	0.0	0.0	-
13:51	0.0	0.0	13:51	0.0	0.0	-
13:52	0.0	0.0	13:52	0.0	0.0	-
13:53	0.0	0.0	13:53	0.0	0.0	-
13:54	0.0	0.0	13:54	0.0	0.0	-
13:55	0.0	0.0	13:55	0.0	0.0	-
13:56	0.0	0.0	13:56	0.0	0.0	-
13:57	0.0	0.0	13:57	0.0	0.0	-
13:58	0.0	0.0	13:58	0.0	0.0	-
13:59	0.0	0.0	13:59	0.0	0.0	-
14:00	0.0	0.0	14:00	0.0	0.0	-
14:01	0.0	0.0	14:01	0.0	0.0	-
14:02	0.0	0.0	14:02	0.0	0.0	-
14:03	0.0	0.0	14:03	0.0	0.0	-
14:04	0.0	0.0	14:04	0.0	0.0	-
14:05	0.0	0.0	14:05	0.0	0.0	-
14:06	0.0	0.0	14:06	0.0	0.0	-
14:07	0.0	0.0	14:07	0.0	0.0	-
14:08	0.0	0.0	14:08	0.0	0.0	-
14:09	0.0	0.0	14:09	0.0	0.0	-
14:10	0.0	0.0	14:10	0.0	0.0	-
14:11	0.0	0.0	14:11	0.0	0.0	-
14:12	0.0	0.0	14:12	0.0	0.0	-
14:13	0.0	0.0	14:13	0.0	0.0	-
14:14	0.0	0.0	14:14	0.0	0.0	-
14:15	0.0	0.0	14:15	0.0	0.0	-
14:16	0.0	0.0	14:16	0.0	0.0	-
14:17	0.0	0.0	14:17	0.0	0.0	-
14:18	0.0	0.0	14:18	0.0	0.0	-
14:19	0.0	0.0	14:19	0.0	0.0	-

Grand Union Bowling Alley Site
BCP #360222
150 Westchester Avenue, Port Chester
November 21, 2024

PID DATA						
Upwind			Downwind			
Time	Concentration (ppm)	15-Min Avg Concentration (ppm)	Time	Concentration (ppm)	15-Min Avg Concentration (ppm)	Exceeds VOC Alarm Limit
14:20	0.0	0.0	14:20	0.0	0.0	-
14:21	0.0	0.0	14:21	0.0	0.0	-
14:22	0.0	0.0	14:22	0.0	0.0	-
14:23	0.0	0.0	14:23	0.0	0.0	-
14:24	0.0	0.0	14:24	0.0	0.0	-
14:25	0.0	0.0	14:25	0.0	0.0	-
14:26	0.0	0.0	14:26	0.0	0.0	-
14:27	0.0	0.0	14:27	0.0	0.0	-
14:28	0.0	0.0	14:28	0.0	0.0	-
14:29	0.0	0.0	14:29	0.0	0.0	-
14:30	0.0	0.0	14:30	0.0	0.0	-
14:31	0.0	0.0	14:31	0.0	0.0	-
14:32	0.0	0.0	14:32	0.0	0.0	-
14:33	0.0	0.0	14:33	0.0	0.0	-
14:34	0.0	0.0	14:34	0.0	0.0	-
14:35	0.0	0.0	14:35	0.0	0.0	-
14:36	0.0	0.0	14:36	0.0	0.0	-
14:37	0.0	0.0	14:37	0.0	0.0	-
14:38	0.0	0.0	14:38	0.0	0.0	-
14:39	0.0	0.0	14:39	0.0	0.0	-
14:40	0.0	0.0	14:40	0.0	0.0	-
14:41	0.0	0.0	14:41	0.0	0.0	-
14:42	0.0	0.0	14:42	0.0	0.0	-
14:43	0.0	0.0	14:43	0.0	0.0	-
14:44	0.0	0.0	14:44	0.0	0.0	-
14:45	0.0	0.0	14:45	0.0	0.0	-
14:46	0.0	0.0	14:46	0.0	0.0	-
14:47	0.0	0.0	14:47	0.0	0.0	-
14:48	0.0	0.0	14:48	0.0	0.0	-
14:49	0.0	0.0	14:49	0.0	0.0	-
14:50	0.0	0.0	14:50	0.0	0.0	-
14:51	0.0	0.0	14:51	0.0	0.0	-
14:52	0.0	0.0	14:52	0.0	0.0	-
14:53	0.0	0.0	14:53	0.0	0.0	-
14:54	0.0	0.0	14:54	0.0	0.0	-
14:55	0.0	0.0	14:55	0.0	0.0	-

SESI CONSULTING ENGINEERS

959 US-46 Floor 3, Suite 300 - Parsippany-Troy Hills, NJ

DAILY AIR MONITORING REPORT
150 Westchester Avenue
Port Chester, New York

11/22/2024

Rev. No. 0 | Page 1 of 2

Project Number: 11895A

Dust Action Level: 150 µg/m^3

VOC Action Level: 5 ppm

Weather Data Range for Work Day		Wind Direction	SSW, SW	Relative Humidity (%)	81.0 - 91.0	Daily Rain Total (in)	0.07	Readings in the summary table and graphs below are the reported downwind concentrations.
Temperature (°F)	38.0 - 41.0	Wind Speed (MPH)	4.4 - 13.0	Barometer (inHg)	29.30 - 29.40	Avg. Dew Point Temp (°F)	35.4	

Station Location	Daily Avg. Dust Concentration (µg/m^3)	Max 15-Min Dust Concentration (µg/m^3)	Time of Max Dust Reading	Daily Avg. VOC Concentration (ppm)	Max 15-Min VOC Concentration (ppm)	Time of Max VOC Reading
Upwind	24.4	38.9	15:13	0.0	0.0	8:19
Downwind	24.0	41.9	11:42	0.0	0.0	8:18

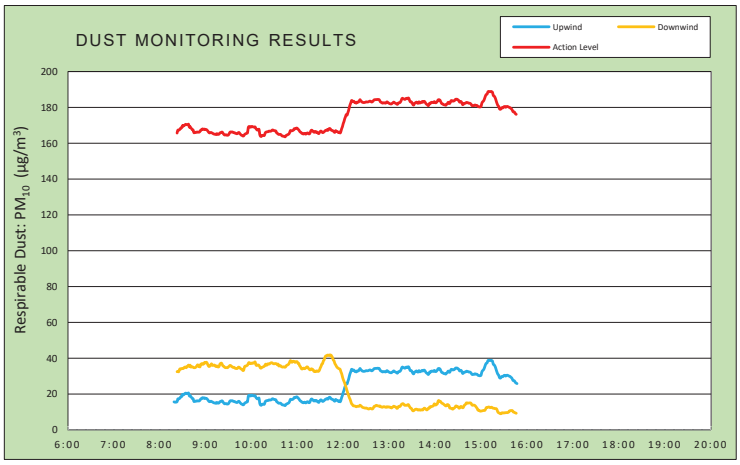

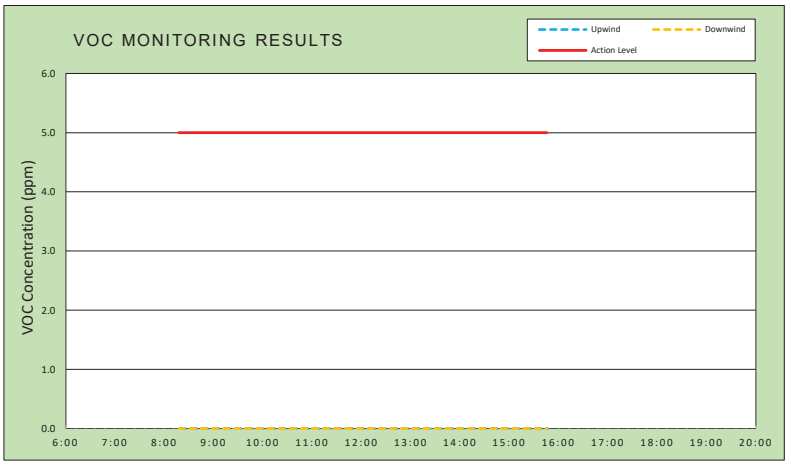

Air Monitoring Notes:

Weather Notes:

EMILCOTT
A Triumvirate Environmental Company

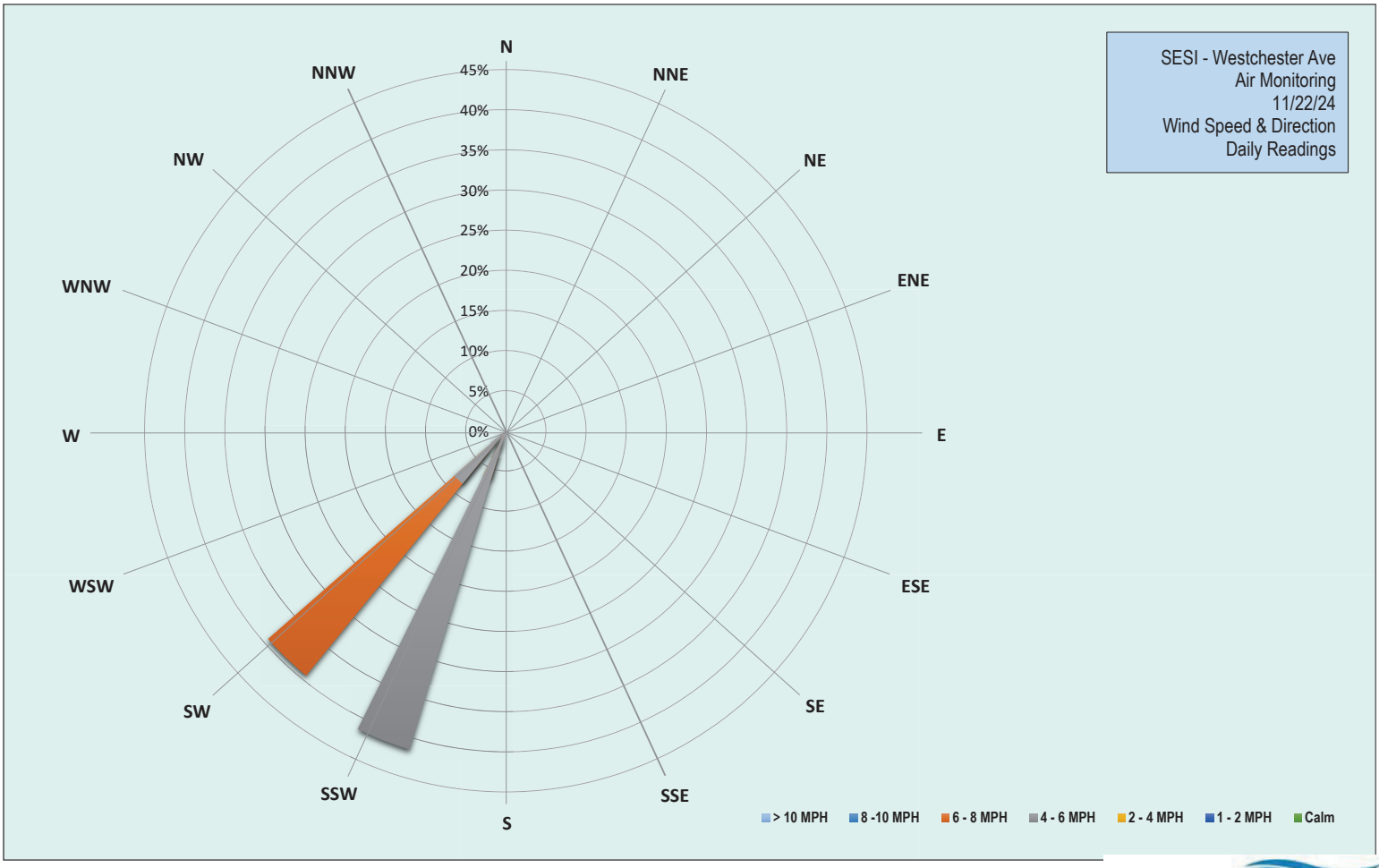

EMILCOTT
A Triumvirate Environmental Company

Grand Union Bowling Alley Site
BCP #360222
150 Westchester Avenue, Port Chester
November 22, 2024

Friday, November 22, 2024						
Number of Instances Where Downwind Particulates Exceeds Upwind Particulate + 150 =						0
Number of Comparable Data Points =						444
Start Time:						8:04
End Time:						15:47
PARTICULATE DATA						
Upwind			Downwind			Exceeds Particulate Alarm Limit
Time	Concentration (ug/m^3)	15-Min Avg Concentration (ug/m^3)	Time	Concentration (ug/m^3)	15-Min Avg Concentration (ug/m^3)	
8:04	17.0	-	8:04	-	-	-
8:05	16.8	-	8:05	-	-	-
8:06	17.5	-	8:06	-	-	-
8:07	11.8	-	8:07	-	-	-
8:08	16.8	-	8:08	21.3	-	-
8:09	14.5	-	8:09	36.0	-	-
8:10	17.0	-	8:10	31.8	-	-
8:11	17.8	-	8:11	29.8	-	-
8:12	15.3	-	8:12	28.5	-	-
8:13	18.3	-	8:13	36.0	-	-
8:14	14.3	-	8:14	31.3	-	-
8:15	17.3	-	8:15	33.3	-	-
8:16	18.8	-	8:16	33.3	-	-
8:17	10.3	-	8:17	30.0	-	-
8:18	15.5	-	8:18	31.8	-	-
8:19	13.8	15.7	8:19	32.8	-	-
8:20	14.5	15.5	8:20	33.0	-	-
8:21	17.0	15.5	8:21	33.3	-	-
8:22	15.0	15.7	8:22	32.5	-	-
8:23	16.3	15.7	8:23	34.5	32.5	-
8:24	39.5	17.4	8:24	39.0	32.7	-
8:25	16.3	17.3	8:25	27.5	32.4	-
8:26	20.5	17.5	8:26	46.5	33.5	-
8:27	23.3	18.0	8:27	38.3	34.2	-
8:28	26.3	18.6	8:28	33.5	34.0	-
8:29	14.5	18.6	8:29	33.5	34.2	-
8:30	36.5	19.9	8:30	36.5	34.4	-
8:31	13.8	19.5	8:31	30.8	34.2	-
8:32	17.8	20.0	8:32	37.8	34.7	-
8:33	15.8	20.0	8:33	36.3	35.0	-
8:34	21.5	20.6	8:34	33.8	35.1	-
8:35	13.0	20.5	8:35	27.3	34.7	-
8:36	15.3	20.3	8:36	44.0	35.4	-
8:37	16.3	20.4	8:37	35.3	35.6	-
8:38	19.5	20.6	8:38	43.3	36.2	-
8:39	14.8	19.0	8:39	27.8	35.5	-
8:40	20.8	19.3	8:40	38.3	36.2	-
8:41	9.5	18.6	8:41	30.5	35.1	-
8:42	16.8	18.1	8:42	40.0	35.2	-
8:43	16.5	17.5	8:43	34.3	35.3	-
8:44	13.8	17.4	8:44	29.3	35.0	-

Grand Union Bowling Alley Site
BCP #360222
150 Westchester Avenue, Port Chester
November 22, 2024

PARTICULATE DATA						
Upwind			Downwind			Exceeds Particulate Alarm Limit
Time	Concentration (ug/m^3)	15-Min Avg Concentration (ug/m^3)	Time	Concentration (ug/m^3)	15-Min Avg Concentration (ug/m^3)	
8:45	13.3	15.9	8:45	32.8	34.7	-
8:46	15.0	16.0	8:46	31.3	34.8	-
8:47	18.3	16.0	8:47	39.3	34.9	-
8:48	19.3	16.2	8:48	43.3	35.3	-
8:49	19.8	16.1	8:49	41.3	35.8	-
8:50	15.8	16.3	8:50	35.5	36.4	-
8:51	13.8	16.2	8:51	29.8	35.4	-
8:52	16.8	16.2	8:52	37.5	35.6	-
8:53	26.0	16.7	8:53	37.8	35.2	-
8:54	25.8	17.4	8:54	51.0	36.8	-
8:55	21.3	17.4	8:55	37.0	36.7	-
8:56	18.0	18.0	8:56	35.3	37.0	-
8:57	15.3	17.9	8:57	34.5	36.6	-
8:58	13.0	17.7	8:58	41.0	37.1	-
8:59	17.8	17.9	8:59	38.0	37.7	-
9:00	8.3	17.6	9:00	28.0	37.4	-
9:01	16.5	17.7	9:01	38.0	37.8	-
9:02	13.5	17.4	9:02	34.8	37.5	-
9:03	12.3	16.9	9:03	29.5	36.6	-
9:04	10.5	16.3	9:04	28.3	35.7	-
9:05	9.0	15.8	9:05	30.5	35.4	-
9:06	13.3	15.8	9:06	36.0	35.8	-
9:07	20.5	16.1	9:07	44.3	36.3	-
9:08	23.0	15.9	9:08	48.0	36.9	-
9:09	23.3	15.7	9:09	38.0	36.1	-
9:10	16.8	15.4	9:10	36.5	36.0	-
9:11	14.8	15.2	9:11	37.3	36.2	-
9:12	13.5	15.1	9:12	35.0	36.2	-
9:13	13.3	15.1	9:13	32.8	35.7	-
9:14	14.3	14.8	9:14	34.0	35.4	-
9:15	16.3	15.4	9:15	33.8	35.8	-
9:16	11.8	15.1	9:16	31.5	35.3	-
9:17	12.0	15.0	9:17	31.3	35.1	-
9:18	15.8	15.2	9:18	37.3	35.6	-
9:19	19.0	15.8	9:19	45.5	36.8	-
9:20	11.8	15.9	9:20	35.8	37.1	-
9:21	16.5	16.2	9:21	39.0	37.3	-
9:22	21.5	16.2	9:22	32.0	36.5	-
9:23	13.5	15.6	9:23	35.8	35.7	-
9:24	14.8	15.0	9:24	36.3	35.6	-
9:25	10.8	14.6	9:25	28.8	35.1	-
9:26	15.3	14.7	9:26	33.3	34.8	-
9:27	15.0	14.8	9:27	34.8	34.8	-
9:28	9.3	14.5	9:28	33.0	34.8	-
9:29	14.3	14.5	9:29	33.5	34.8	-
9:30	18.3	14.6	9:30	40.3	35.2	-
9:31	22.0	15.3	9:31	36.8	35.5	-
9:32	24.0	16.1	9:32	37.8	36.0	-

Grand Union Bowling Alley Site
BCP #360222
150 Westchester Avenue, Port Chester
November 22, 2024

PARTICULATE DATA						
Upwind			Downwind			Exceeds Particulate Alarm Limit
Time	Concentration (ug/m^3)	15-Min Avg Concentration (ug/m^3)	Time	Concentration (ug/m^3)	15-Min Avg Concentration (ug/m^3)	
9:33	19.0	16.3	9:33	37.0	36.0	-
9:34	17.3	16.2	9:34	38.0	35.5	-
9:35	13.5	16.3	9:35	33.8	35.3	-
9:36	13.8	16.1	9:36	32.0	34.9	-
9:37	17.5	15.9	9:37	33.8	35.0	-
9:38	14.3	15.9	9:38	33.3	34.8	-
9:39	9.8	15.6	9:39	29.8	34.4	-
9:40	9.3	15.5	9:40	28.5	34.4	-
9:41	12.5	15.3	9:41	31.5	34.2	-
9:42	17.5	15.5	9:42	37.8	34.4	-
9:43	16.0	15.9	9:43	41.8	35.0	-
9:44	15.0	16.0	9:44	33.3	35.0	-
9:45	9.5	15.4	9:45	35.0	34.7	-
9:46	15.0	14.9	9:46	30.5	34.2	-
9:47	17.8	14.5	9:47	33.3	33.9	-
9:48	17.0	14.4	9:48	34.0	33.7	-
9:49	12.3	14.0	9:49	28.8	33.1	-
9:50	15.0	14.1	9:50	37.3	33.4	-
9:51	23.5	14.8	9:51	58.8	35.1	-
9:52	23.3	15.2	9:52	41.0	35.6	-
9:53	17.0	15.4	9:53	34.0	35.7	-
9:54	14.0	15.6	9:54	33.3	35.9	-
9:55	11.0	15.8	9:55	33.0	36.2	-
9:56	57.8	18.8	9:56	44.3	37.1	-
9:57	26.5	19.4	9:57	46.5	37.6	-
9:58	13.0	19.2	9:58	34.0	37.1	-
9:59	11.0	18.9	9:59	35.8	37.3	-
10:00	15.0	19.3	10:00	31.3	37.0	-
10:01	16.8	19.4	10:01	36.3	37.4	-
10:02	14.5	19.2	10:02	31.5	37.3	-
10:03	15.0	19.0	10:03	34.0	37.3	-
10:04	13.3	19.1	10:04	34.8	37.7	-
10:05	14.5	19.1	10:05	41.3	38.0	-
10:06	10.3	18.2	10:06	34.5	36.4	-
10:07	15.3	17.7	10:07	35.0	36.0	-
10:08	12.0	17.3	10:08	38.0	36.2	-
10:09	17.3	17.5	10:09	34.0	36.3	-
10:10	15.5	17.8	10:10	29.3	36.0	-
10:11	14.0	14.9	10:11	32.8	35.3	-
10:12	11.5	13.9	10:12	35.5	34.5	-
10:13	11.0	13.8	10:13	35.0	34.6	-
10:14	19.0	14.3	10:14	41.0	34.9	-
10:15	16.0	14.4	10:15	34.3	35.1	-
10:16	15.5	14.3	10:16	39.3	35.3	-
10:17	14.8	14.3	10:17	35.3	35.6	-
10:18	34.8	15.6	10:18	45.3	36.3	-
10:19	21.3	16.2	10:19	41.0	36.8	-
10:20	16.8	16.3	10:20	30.8	36.1	-

Grand Union Bowling Alley Site
BCP #360222
150 Westchester Avenue, Port Chester
November 22, 2024

PARTICULATE DATA						
Upwind			Downwind			Exceeds Particulate Alarm Limit
Time	Concentration (ug/m^3)	15-Min Avg Concentration (ug/m^3)	Time	Concentration (ug/m^3)	15-Min Avg Concentration (ug/m^3)	
10:21	11.8	16.4	10:21	43.8	36.7	-
10:22	15.8	16.5	10:22	39.0	36.9	-
10:23	16.8	16.8	10:23	35.0	36.7	-
10:24	16.5	16.7	10:24	37.5	37.0	-
10:25	15.5	16.7	10:25	34.3	37.3	-
10:26	16.0	16.9	10:26	35.8	37.5	-
10:27	17.5	17.3	10:27	35.0	37.5	-
10:28	13.5	17.4	10:28	30.5	37.2	-
10:29	15.0	17.2	10:29	37.8	37.0	-
10:30	14.3	17.0	10:30	33.8	36.9	-
10:31	12.8	16.9	10:31	42.0	37.1	-
10:32	15.5	16.9	10:32	33.0	37.0	-
10:33	18.5	15.8	10:33	45.0	36.9	-
10:34	17.5	15.6	10:34	32.3	36.4	-
10:35	10.3	15.1	10:35	36.8	36.8	-
10:36	8.3	14.9	10:36	27.8	35.7	-
10:37	16.5	15.0	10:37	41.8	35.9	-
10:38	16.8	15.0	10:38	35.5	35.9	-
10:39	11.8	14.6	10:39	30.3	35.4	-
10:40	7.8	14.1	10:40	30.8	35.2	-
10:41	14.0	14.0	10:41	34.0	35.1	-
10:42	16.5	13.9	10:42	37.8	35.3	-
10:43	13.0	13.9	10:43	28.8	35.1	-
10:44	10.0	13.6	10:44	35.5	35.0	-
10:45	22.0	14.1	10:45	39.3	35.4	-
10:46	19.5	14.5	10:46	51.8	36.0	-
10:47	17.3	14.6	10:47	36.3	36.2	-
10:48	22.8	14.9	10:48	48.5	36.5	-
10:49	21.3	15.2	10:49	38.8	36.9	-
10:50	21.5	15.9	10:50	50.5	37.8	-
10:51	26.0	17.1	10:51	41.3	38.7	-
10:52	13.8	16.9	10:52	34.5	38.2	-
10:53	17.3	17.0	10:53	28.3	37.7	-
10:54	14.0	17.1	10:54	37.5	38.2	-
10:55	11.8	17.4	10:55	32.3	38.3	-
10:56	25.5	18.1	10:56	32.0	38.2	-
10:57	14.0	18.0	10:57	30.5	37.7	-
10:58	17.0	18.2	10:58	33.0	38.0	-
10:59	13.5	18.5	10:59	37.8	38.1	-
11:00	20.0	18.3	11:00	37.5	38.0	-
11:01	11.5	17.8	11:01	38.5	37.1	-
11:02	11.8	17.4	11:02	36.0	37.1	-
11:03	12.0	16.7	11:03	30.0	35.9	-
11:04	13.8	16.2	11:04	31.8	35.4	-
11:05	18.8	16.0	11:05	36.3	34.5	-
11:06	17.8	15.5	11:06	34.5	34.0	-
11:07	12.8	15.4	11:07	36.5	34.2	-
11:08	12.8	15.1	11:08	33.5	34.5	-

Grand Union Bowling Alley Site
BCP #360222
150 Westchester Avenue, Port Chester
November 22, 2024

PARTICULATE DATA						
Upwind			Downwind			Exceeds Particulate Alarm Limit
Time	Concentration (ug/m^3)	15-Min Avg Concentration (ug/m^3)	Time	Concentration (ug/m^3)	15-Min Avg Concentration (ug/m^3)	
11:09	17.8	15.4	11:09	35.3	34.4	-
11:10	14.0	15.5	11:10	29.3	34.2	-
11:11	18.8	15.1	11:11	39.8	34.7	-
11:12	19.3	15.4	11:12	35.3	35.0	-
11:13	21.5	15.7	11:13	37.3	35.3	-
11:14	13.0	15.7	11:14	30.8	34.8	-
11:15	13.5	15.3	11:15	28.0	34.2	-
11:16	11.8	15.3	11:16	32.0	33.7	-
11:17	24.3	16.1	11:17	32.8	33.5	-
11:18	26.8	17.1	11:18	39.0	34.1	-
11:19	16.8	17.3	11:19	30.0	34.0	-
11:20	12.5	16.9	11:20	34.0	33.9	-
11:21	11.3	16.4	11:21	25.3	33.2	-
11:22	8.3	16.1	11:22	27.0	32.6	-
11:23	18.8	16.5	11:23	37.5	32.9	-
11:24	11.8	16.1	11:24	30.0	32.5	-
11:25	18.5	16.4	11:25	35.3	32.9	-
11:26	12.3	16.0	11:26	40.0	32.9	-
11:27	15.0	15.7	11:27	31.3	32.7	-
11:28	15.8	15.3	11:28	39.3	32.8	-
11:29	22.5	16.0	11:29	40.3	33.4	-
11:30	22.3	16.6	11:30	45.8	34.6	-
11:31	15.8	16.8	11:31	44.5	35.5	-
11:32	18.0	16.4	11:32	52.3	36.8	-
11:33	19.8	15.9	11:33	42.3	37.0	-
11:34	18.3	16.0	11:34	52.3	38.5	-
11:35	17.8	16.4	11:35	43.0	39.1	-
11:36	17.3	16.8	11:36	44.3	40.3	-
11:37	14.5	17.2	11:37	40.3	41.2	-
11:38	18.8	17.2	11:38	40.3	41.4	-
11:39	17.5	17.6	11:39	34.3	41.7	-
11:40	12.3	17.2	11:40	37.0	41.8	-
11:41	21.8	17.8	11:41	35.8	41.5	-
11:42	21.8	18.3	11:42	37.0	41.9	-
11:43	13.0	18.1	11:43	36.8	41.7	-
11:44	14.5	17.5	11:44	41.3	41.8	-
11:45	16.3	17.1	11:45	35.8	41.1	-
11:46	15.3	17.1	11:46	33.8	40.4	-
11:47	12.8	16.8	11:47	31.8	39.0	-
11:48	14.3	16.4	11:48	35.5	38.6	-
11:49	13.0	16.0	11:49	31.0	37.2	-
11:50	33.0	17.1	11:50	32.0	36.4	-
11:51	11.3	16.7	11:51	32.5	35.7	-
11:52	13.3	16.6	11:52	29.5	34.9	-
11:53	14.5	16.3	11:53	36.0	34.7	-
11:54	11.8	15.9	11:54	28.5	34.3	-
11:55	17.5	16.3	11:55	34.5	34.1	-
11:56	13.3	15.7	11:56	31.0	33.8	-

Grand Union Bowling Alley Site
BCP #360222
150 Westchester Avenue, Port Chester
November 22, 2024

PARTICULATE DATA						
Upwind			Downwind			Exceeds Particulate Alarm Limit
Time	Concentration (ug/m^3)	15-Min Avg Concentration (ug/m^3)	Time	Concentration (ug/m^3)	15-Min Avg Concentration (ug/m^3)	
11:57	35.8	16.6	11:57	16.8	32.4	-
11:58	36.3	18.2	11:58	21.0	31.4	-
11:59	31.0	19.3	11:59	15.5	29.7	-
12:00	41.5	21.0	12:00	14.3	28.2	-
12:01	32.8	22.1	12:01	17.5	27.2	-
12:02	36.5	23.7	12:02	15.8	26.1	-
12:03	30.8	24.8	12:03	13.3	24.6	-
12:04	31.5	26.0	12:04	12.5	23.4	-
12:05	27.5	25.7	12:05	9.5	21.9	-
12:06	30.8	27.0	12:06	12.3	20.5	-
12:07	32.5	28.3	12:07	10.8	19.3	-
12:08	41.0	30.0	12:08	16.8	18.0	-
12:09	34.3	31.5	12:09	15.3	17.1	-
12:10	33.8	32.6	12:10	14.8	15.8	-
12:11	32.5	33.9	12:11	13.3	14.6	-
12:12	30.5	33.5	12:12	10.3	14.2	-
12:13	31.3	33.2	12:13	11.3	13.5	-
12:14	34.5	33.4	12:14	14.3	13.4	-
12:15	30.3	32.7	12:15	13.0	13.4	-
12:16	33.5	32.7	12:16	15.3	13.2	-
12:17	30.8	32.4	12:17	12.0	13.0	-
12:18	39.8	33.0	12:18	15.5	13.1	-
12:19	31.3	32.9	12:19	14.5	13.2	-
12:20	28.3	33.0	12:20	8.8	13.2	-
12:21	40.0	33.6	12:21	13.8	13.3	-
12:22	43.5	34.3	12:22	19.0	13.8	-
12:23	29.0	33.5	12:23	11.0	13.5	-
12:24	30.8	33.3	12:24	10.3	13.1	-
12:25	27.3	32.9	12:25	8.3	12.7	-
12:26	31.0	32.8	12:26	10.5	12.5	-
12:27	29.3	32.7	12:27	8.5	12.4	-
12:28	32.8	32.8	12:28	9.5	12.3	-
12:29	36.0	32.9	12:29	12.8	12.2	-
12:30	33.5	33.1	12:30	14.5	12.3	-
12:31	32.3	33.0	12:31	12.3	12.1	-
12:32	31.0	33.0	12:32	9.5	11.9	-
12:33	41.3	33.1	12:33	12.5	11.7	-
12:34	34.8	33.4	12:34	15.8	11.8	-
12:35	30.3	33.5	12:35	12.5	12.0	-
12:36	37.5	33.3	12:36	13.3	12.0	-
12:37	38.5	33.0	12:37	15.8	11.8	-
12:38	31.3	33.2	12:38	10.0	11.7	-
12:39	36.0	33.5	12:39	15.0	12.0	-
12:40	36.0	34.1	12:40	21.0	12.9	-
12:41	34.3	34.3	12:41	16.8	13.3	-
12:42	29.3	34.3	12:42	7.5	13.2	-
12:43	34.3	34.4	12:43	16.8	13.7	-
12:44	35.0	34.3	12:44	11.8	13.7	-

Grand Union Bowling Alley Site
BCP #360222
150 Westchester Avenue, Port Chester
November 22, 2024

PARTICULATE DATA						
Upwind			Downwind			Exceeds Particulate Alarm Limit
Time	Concentration (ug/m^3)	15-Min Avg Concentration (ug/m^3)	Time	Concentration (ug/m^3)	15-Min Avg Concentration (ug/m^3)	
12:45	35.5	34.5	12:45	11.8	13.5	-
12:46	30.5	34.4	12:46	10.5	13.4	-
12:47	30.8	34.3	12:47	8.0	13.3	-
12:48	28.8	33.5	12:48	15.0	13.4	-
12:49	26.3	32.9	12:49	8.0	12.9	-
12:50	28.8	32.8	12:50	11.8	12.9	-
12:51	31.5	32.4	12:51	10.3	12.7	-
12:52	38.3	32.4	12:52	18.5	12.8	-
12:53	34.3	32.6	12:53	12.5	13.0	-
12:54	34.8	32.5	12:54	13.8	12.9	-
12:55	33.5	32.4	12:55	18.0	12.7	-
12:56	37.0	32.6	12:56	16.0	12.7	-
12:57	37.5	33.1	12:57	12.0	13.0	-
12:58	30.8	32.9	12:58	13.0	12.7	-
12:59	30.3	32.6	12:59	14.0	12.9	-
13:00	31.0	32.3	13:00	11.3	12.8	-
13:01	27.5	32.1	13:01	7.5	12.6	-
13:02	29.3	32.0	13:02	8.8	12.7	-
13:03	28.8	32.0	13:03	8.8	12.3	-
13:04	31.5	32.3	13:04	13.3	12.6	-
13:05	33.0	32.6	13:05	15.5	12.9	-
13:06	37.3	33.0	13:06	16.5	13.3	-
13:07	33.3	32.6	13:07	14.0	13.0	-
13:08	30.5	32.4	13:08	11.5	12.9	-
13:09	31.5	32.2	13:09	9.8	12.7	-
13:10	28.5	31.8	13:10	9.3	12.1	-
13:11	35.3	31.7	13:11	17.8	12.2	-
13:12	48.3	32.4	13:12	24.0	13.0	-
13:13	33.5	32.6	13:13	15.8	13.2	-
13:14	31.0	32.7	13:14	12.0	13.0	-
13:15	39.0	33.2	13:15	20.0	13.6	-
13:16	41.8	34.2	13:16	16.8	14.2	-
13:17	43.5	35.1	13:17	13.3	14.5	-
13:18	26.3	34.9	13:18	11.0	14.7	-
13:19	29.0	34.8	13:19	8.8	14.4	-
13:20	29.5	34.5	13:20	7.5	13.9	-
13:21	37.0	34.5	13:21	14.8	13.7	-
13:22	40.3	35.0	13:22	15.5	13.8	-
13:23	31.8	35.1	13:23	10.0	13.7	-
13:24	27.3	34.8	13:24	12.8	13.9	-
13:25	36.3	35.3	13:25	13.0	14.2	-
13:26	27.0	34.8	13:26	8.3	13.6	-
13:27	30.5	33.6	13:27	11.8	12.7	-
13:28	25.3	33.0	13:28	7.8	12.2	-
13:29	32.5	33.1	13:29	10.0	12.1	-
13:30	28.5	32.4	13:30	7.8	11.3	-
13:31	30.0	31.6	13:31	8.5	10.7	-
13:32	38.3	31.3	13:32	14.3	10.8	-

Grand Union Bowling Alley Site
BCP #360222
150 Westchester Avenue, Port Chester
November 22, 2024

PARTICULATE DATA						
Upwind			Downwind			Exceeds Particulate Alarm Limit
Time	Concentration (ug/m^3)	15-Min Avg Concentration (ug/m^3)	Time	Concentration (ug/m^3)	15-Min Avg Concentration (ug/m^3)	
13:33	39.0	32.1	13:33	16.0	11.1	-
13:34	34.3	32.5	13:34	14.3	11.5	-
13:35	34.3	32.8	13:35	9.0	11.6	-
13:36	38.8	32.9	13:36	14.8	11.6	-
13:37	32.0	32.4	13:37	11.0	11.3	-
13:38	31.5	32.4	13:38	7.5	11.1	-
13:39	39.0	33.1	13:39	16.5	11.4	-
13:40	25.8	32.4	13:40	8.3	11.0	-
13:41	30.8	32.7	13:41	11.0	11.2	-
13:42	32.2	32.8	13:42	10.0	11.1	-
13:43	32.2	33.3	13:43	11.3	11.3	-
13:44	26.6	32.9	13:44	7.0	11.1	-
13:45	34.6	33.3	13:45	17.5	11.8	-
13:46	31.4	33.4	13:46	14.5	12.2	-
13:47	30.4	32.8	13:47	10.8	12.0	-
13:48	28.4	32.1	13:48	10.3	11.6	-
13:49	28.0	31.7	13:49	8.8	11.2	-
13:50	30.4	31.5	13:50	11.5	11.4	-
13:51	30.8	30.9	13:51	24.8	12.0	-
13:52	39.6	31.4	13:52	10.8	12.0	-
13:53	46.0	32.4	13:53	21.0	12.9	-
13:54	36.6	32.3	13:54	14.0	12.8	-
13:55	32.8	32.7	13:55	12.3	13.0	-
13:56	33.2	32.9	13:56	13.0	13.2	-
13:57	29.8	32.7	13:57	12.3	13.3	-
13:58	31.8	32.7	13:58	16.3	13.6	-
13:59	35.0	33.3	13:59	21.5	14.6	-
14:00	27.2	32.8	14:00	10.5	14.1	-
14:01	28.4	32.6	14:01	10.5	13.9	-
14:02	35.6	32.9	14:02	18.0	14.4	-
14:03	36.2	33.4	14:03	14.3	14.6	-
14:04	40.2	34.2	14:04	31.3	16.1	-
14:05	27.4	34.0	14:05	16.5	16.5	-
14:06	33.2	34.2	14:06	16.3	15.9	-
14:07	29.4	33.5	14:07	12.0	16.0	-
14:08	32.0	32.6	14:08	11.5	15.3	-
14:09	28.2	32.0	14:09	7.5	14.9	-
14:10	31.8	32.0	14:10	10.0	14.8	-
14:11	27.2	31.6	14:11	8.0	14.4	-
14:12	28.0	31.4	14:12	6.8	14.1	-
14:13	30.8	31.4	14:13	11.3	13.7	-
14:14	32.0	31.2	14:14	16.8	13.4	-
14:15	35.8	31.7	14:15	13.8	13.6	-
14:16	33.0	32.1	14:16	19.5	14.2	-
14:17	47.4	32.8	14:17	12.8	13.9	-
14:18	33.0	32.6	14:18	12.8	13.8	-
14:19	32.8	32.1	14:19	9.5	12.3	-
14:20	40.8	33.0	14:20	14.3	12.2	-

Grand Union Bowling Alley Site
BCP #360222
150 Westchester Avenue, Port Chester
November 22, 2024

PARTICULATE DATA						
Upwind			Downwind			Exceeds Particulate Alarm Limit
Time	Concentration (ug/m^3)	15-Min Avg Concentration (ug/m^3)	Time	Concentration (ug/m^3)	15-Min Avg Concentration (ug/m^3)	
14:21	45.0	33.8	14:21	14.3	12.0	-
14:22	28.2	33.7	14:22	9.8	11.9	-
14:23	27.8	33.5	14:23	7.0	11.6	-
14:24	30.8	33.6	14:24	13.8	12.0	-
14:25	32.2	33.7	14:25	12.5	12.2	-
14:26	35.0	34.2	14:26	15.8	12.7	-
14:27	34.2	34.6	14:27	16.5	13.3	-
14:28	29.6	34.5	14:28	11.5	13.4	-
14:29	32.4	34.5	14:29	11.8	13.0	-
14:30	28.8	34.1	14:30	12.5	12.9	-
14:31	29.6	33.8	14:31	9.0	12.2	-
14:32	33.4	32.9	14:32	12.0	12.2	-
14:33	38.2	33.3	14:33	23.5	12.9	-
14:34	32.6	33.2	14:34	13.0	13.1	-
14:35	29.6	32.5	14:35	7.8	12.7	-
14:36	30.2	31.5	14:36	9.3	12.4	-
14:37	32.2	31.8	14:37	14.3	12.7	-
14:38	35.0	32.3	14:38	22.0	13.7	-
14:39	31.2	32.3	14:39	18.8	14.0	-
14:40	34.4	32.4	14:40	19.8	14.5	-
14:41	40.8	32.8	14:41	25.8	15.2	-
14:42	32.0	32.7	14:42	13.0	14.9	-
14:43	28.5	32.6	14:43	13.0	15.0	-
14:44	28.3	32.3	14:44	11.8	15.0	-
14:45	29.3	32.3	14:45	13.8	15.1	-
14:46	27.0	32.2	14:46	8.8	15.1	-
14:47	27.5	31.8	14:47	8.5	14.9	-
14:48	28.0	31.1	14:48	11.0	14.0	-
14:49	29.8	30.9	14:49	9.3	13.8	-
14:50	31.3	31.0	14:50	9.5	13.9	-
14:51	31.0	31.1	14:51	8.5	13.8	-
14:52	36.8	31.4	14:52	11.0	13.6	-
14:53	31.5	31.1	14:53	15.3	13.2	-
14:54	31.0	31.1	14:54	9.8	12.6	-
14:55	32.5	31.0	14:55	11.0	12.0	-
14:56	33.5	30.5	14:56	11.3	11.0	-
14:57	30.0	30.4	14:57	14.3	11.1	-
14:58	26.5	30.3	14:58	8.0	10.8	-
14:59	28.8	30.3	14:59	7.5	10.5	-
15:00	32.8	30.5	15:00	14.8	10.6	-
15:01	52.8	32.2	15:01	9.8	10.6	-
15:02	40.0	33.1	15:02	10.5	10.8	-
15:03	34.0	33.5	15:03	12.3	10.8	-
15:04	40.8	34.2	15:04	10.5	10.9	-
15:05	49.3	35.4	15:05	9.5	10.9	-
15:06	49.0	36.6	15:06	19.5	11.7	-
15:07	46.5	37.3	15:07	24.3	12.5	-
15:08	34.5	37.5	15:08	15.0	12.5	-

Grand Union Bowling Alley Site
BCP #360222
150 Westchester Avenue, Port Chester
November 22, 2024

PARTICULATE DATA						
Upwind			Downwind			Exceeds Particulate Alarm Limit
Time	Concentration (ug/m^3)	15-Min Avg Concentration (ug/m^3)	Time	Concentration (ug/m^3)	15-Min Avg Concentration (ug/m^3)	
15:09	49.3	38.7	15:09	12.0	12.7	-
15:10	36.3	38.9	15:10	13.3	12.8	-
15:11	32.0	38.8	15:11	9.3	12.7	-
15:12	28.8	38.7	15:12	10.3	12.4	-
15:13	29.5	38.9	15:13	11.3	12.6	-
15:14	25.8	38.7	15:14	7.8	12.7	-
15:15	27.5	38.4	15:15	9.8	12.3	-
15:16	27.0	36.7	15:16	6.8	12.1	-
15:17	35.5	36.4	15:17	10.8	12.1	-
15:18	25.0	35.8	15:18	8.8	11.9	-
15:19	25.5	34.8	15:19	10.8	11.9	-
15:20	28.3	33.4	15:20	8.5	11.9	-
15:21	30.3	32.1	15:21	8.8	11.1	-
15:22	31.3	31.1	15:22	7.0	10.0	-
15:23	27.5	30.6	15:23	9.5	9.6	-
15:24	30.0	29.3	15:24	8.5	9.4	-
15:25	30.3	28.9	15:25	9.5	9.1	-
15:26	35.5	29.2	15:26	8.5	9.1	-
15:27	39.3	29.9	15:27	17.5	9.6	-
15:28	26.5	29.7	15:28	9.0	9.4	-
15:29	30.0	30.0	15:29	10.0	9.6	-
15:30	34.3	30.4	15:30	8.3	9.5	-
15:31	28.3	30.5	15:31	9.0	9.6	-
15:32	29.3	30.1	15:32	10.5	9.6	-
15:33	28.8	30.3	15:33	10.5	9.7	-
15:34	29.0	30.6	15:34	9.8	9.7	-
15:35	26.5	30.4	15:35	9.8	9.7	-
15:36	27.0	30.2	15:36	12.3	10.0	-
15:37	27.8	30.0	15:37	17.3	10.7	-
15:38	25.3	29.8	15:38	8.5	10.6	-
15:39	23.3	29.4	15:39	12.3	10.8	-
15:40	25.5	29.1	15:40	9.3	10.8	-
15:41	24.0	28.3	15:41	8.0	10.8	-
15:42	27.3	27.5	15:42	6.5	10.1	-
15:43	27.0	27.5	15:43	7.8	10.0	-
15:44	24.5	27.2	15:44	5.8	9.7	-
15:45	23.3	26.4	15:45	5.5	9.5	-
15:46	23.8	26.1	15:46	6.3	9.3	-
15:47	25.3	25.9	15:47	-	-	-

Grand Union Bowling Alley Site
BCP #360222
150 Westchester Avenue, Port Chester
November 22, 2024

Friday, November 22, 2024						
Number of Instances Where Downwind VOCs Exceeds Upwind VOCs + 5 =						0
Number of Comparable Data Points =						448
Start Time:						8:03
End Time:						15:47
PID DATA						
Upwind			Downwind			
Time	Concentration (ppm)	15-Min Avg Concentration (ppm)	Time	Concentration (ppm)	15-Min Avg Concentration (ppm)	Exceeds VOC Alarm Limit
8:03	-	-	8:03	0.0	-	-
8:04	0.0	-	8:04	0.0	-	-
8:05	0.0	-	8:05	0.0	-	-
8:06	0.0	-	8:06	0.0	-	-
8:07	0.0	-	8:07	0.0	-	-
8:08	0.0	-	8:08	0.0	-	-
8:09	0.0	-	8:09	0.0	-	-
8:10	0.0	-	8:10	0.0	-	-
8:11	0.0	-	8:11	0.0	-	-
8:12	0.0	-	8:12	0.0	-	-
8:13	0.0	-	8:13	0.0	-	-
8:14	0.0	-	8:14	0.0	-	-
8:15	0.0	-	8:15	0.0	-	-
8:16	0.0	-	8:16	0.0	-	-
8:17	0.0	-	8:17	0.0	-	-
8:18	0.0	-	8:18	0.0	0.0	-
8:19	0.0	0.0	8:19	0.0	0.0	-
8:20	0.0	0.0	8:20	0.0	0.0	-
8:21	0.0	0.0	8:21	0.0	0.0	-
8:22	0.0	0.0	8:22	0.0	0.0	-
8:23	0.0	0.0	8:23	0.0	0.0	-
8:24	0.0	0.0	8:24	0.0	0.0	-
8:25	0.0	0.0	8:25	0.0	0.0	-
8:26	0.0	0.0	8:26	0.0	0.0	-
8:27	0.0	0.0	8:27	0.0	0.0	-
8:28	0.0	0.0	8:28	0.0	0.0	-
8:29	0.0	0.0	8:29	0.0	0.0	-
8:30	0.0	0.0	8:30	0.0	0.0	-
8:31	0.0	0.0	8:31	0.0	0.0	-
8:32	0.0	0.0	8:32	0.0	0.0	-
8:33	0.0	0.0	8:33	0.0	0.0	-
8:34	0.0	0.0	8:34	0.0	0.0	-
8:35	0.0	0.0	8:35	0.0	0.0	-
8:36	0.0	0.0	8:36	0.0	0.0	-
8:37	0.0	0.0	8:37	0.0	0.0	-
8:38	0.0	0.0	8:38	0.0	0.0	-
8:39	0.0	0.0	8:39	0.0	0.0	-
8:40	0.0	0.0	8:40	0.0	0.0	-
8:41	0.0	0.0	8:41	0.0	0.0	-
8:42	0.0	0.0	8:42	0.0	0.0	-
8:43	0.0	0.0	8:43	0.0	0.0	-
8:44	0.0	0.0	8:44	0.0	0.0	-

Grand Union Bowling Alley Site
BCP #360222
150 Westchester Avenue, Port Chester
November 22, 2024

PID DATA						
Upwind			Downwind			
Time	Concentration (ppm)	15-Min Avg Concentration (ppm)	Time	Concentration (ppm)	15-Min Avg Concentration (ppm)	Exceeds VOC Alarm Limit
8:45	0.0	0.0	8:45	0.0	0.0	-
8:46	0.0	0.0	8:46	0.0	0.0	-
8:47	0.0	0.0	8:47	0.0	0.0	-
8:48	0.0	0.0	8:48	0.0	0.0	-
8:49	0.0	0.0	8:49	0.0	0.0	-
8:50	0.0	0.0	8:50	0.0	0.0	-
8:51	0.0	0.0	8:51	0.0	0.0	-
8:52	0.0	0.0	8:52	0.0	0.0	-
8:53	0.0	0.0	8:53	0.0	0.0	-
8:54	0.0	0.0	8:54	0.0	0.0	-
8:55	0.0	0.0	8:55	0.0	0.0	-
8:56	0.0	0.0	8:56	0.0	0.0	-
8:57	0.0	0.0	8:57	0.0	0.0	-
8:58	0.0	0.0	8:58	0.0	0.0	-
8:59	0.0	0.0	8:59	0.0	0.0	-
9:00	0.0	0.0	9:00	0.0	0.0	-
9:01	0.0	0.0	9:01	0.0	0.0	-
9:02	0.0	0.0	9:02	0.0	0.0	-
9:03	0.0	0.0	9:03	0.0	0.0	-
9:04	0.0	0.0	9:04	0.0	0.0	-
9:05	0.0	0.0	9:05	0.0	0.0	-
9:06	0.0	0.0	9:06	0.0	0.0	-
9:07	0.0	0.0	9:07	0.0	0.0	-
9:08	0.0	0.0	9:08	0.0	0.0	-
9:09	0.0	0.0	9:09	0.0	0.0	-
9:10	0.0	0.0	9:10	0.0	0.0	-
9:11	0.0	0.0	9:11	0.0	0.0	-
9:12	0.0	0.0	9:12	0.0	0.0	-
9:13	0.0	0.0	9:13	0.0	0.0	-
9:14	0.0	0.0	9:14	0.0	0.0	-
9:15	0.0	0.0	9:15	0.0	0.0	-
9:16	0.0	0.0	9:16	0.0	0.0	-
9:17	0.0	0.0	9:17	0.0	0.0	-
9:18	0.0	0.0	9:18	0.0	0.0	-
9:19	0.0	0.0	9:19	0.0	0.0	-
9:20	0.0	0.0	9:20	0.0	0.0	-
9:21	0.0	0.0	9:21	0.0	0.0	-
9:22	0.0	0.0	9:22	0.0	0.0	-
9:23	0.0	0.0	9:23	0.0	0.0	-
9:24	0.0	0.0	9:24	0.0	0.0	-
9:25	0.0	0.0	9:25	0.0	0.0	-
9:26	0.0	0.0	9:26	0.0	0.0	-
9:27	0.0	0.0	9:27	0.0	0.0	-
9:28	0.0	0.0	9:28	0.0	0.0	-
9:29	0.0	0.0	9:29	0.0	0.0	-
9:30	0.0	0.0	9:30	0.0	0.0	-
9:31	0.0	0.0	9:31	0.0	0.0	-
9:32	0.0	0.0	9:32	0.0	0.0	-

Grand Union Bowling Alley Site
BCP #360222
150 Westchester Avenue, Port Chester
November 22, 2024

PID DATA						
Upwind			Downwind			
Time	Concentration (ppm)	15-Min Avg Concentration (ppm)	Time	Concentration (ppm)	15-Min Avg Concentration (ppm)	Exceeds VOC Alarm Limit
9:33	0.0	0.0	9:33	0.0	0.0	-
9:34	0.0	0.0	9:34	0.0	0.0	-
9:35	0.0	0.0	9:35	0.0	0.0	-
9:36	0.0	0.0	9:36	0.0	0.0	-
9:37	0.0	0.0	9:37	0.0	0.0	-
9:38	0.0	0.0	9:38	0.0	0.0	-
9:39	0.0	0.0	9:39	0.0	0.0	-
9:40	0.0	0.0	9:40	0.0	0.0	-
9:41	0.0	0.0	9:41	0.0	0.0	-
9:42	0.0	0.0	9:42	0.0	0.0	-
9:43	0.0	0.0	9:43	0.0	0.0	-
9:44	0.0	0.0	9:44	0.0	0.0	-
9:45	0.0	0.0	9:45	0.0	0.0	-
9:46	0.0	0.0	9:46	0.0	0.0	-
9:47	0.0	0.0	9:47	0.0	0.0	-
9:48	0.0	0.0	9:48	0.0	0.0	-
9:49	0.0	0.0	9:49	0.0	0.0	-
9:50	0.0	0.0	9:50	0.0	0.0	-
9:51	0.0	0.0	9:51	0.0	0.0	-
9:52	0.0	0.0	9:52	0.0	0.0	-
9:53	0.0	0.0	9:53	0.0	0.0	-
9:54	0.0	0.0	9:54	0.0	0.0	-
9:55	0.0	0.0	9:55	0.0	0.0	-
9:56	0.0	0.0	9:56	0.0	0.0	-
9:57	0.0	0.0	9:57	0.0	0.0	-
9:58	0.0	0.0	9:58	0.0	0.0	-
9:59	0.0	0.0	9:59	0.0	0.0	-
10:00	0.0	0.0	10:00	0.0	0.0	-
10:01	0.0	0.0	10:01	0.0	0.0	-
10:02	0.0	0.0	10:02	0.0	0.0	-
10:03	0.0	0.0	10:03	0.0	0.0	-
10:04	0.0	0.0	10:04	0.0	0.0	-
10:05	0.0	0.0	10:05	0.0	0.0	-
10:06	0.0	0.0	10:06	0.0	0.0	-
10:07	0.0	0.0	10:07	0.0	0.0	-
10:08	0.0	0.0	10:08	0.0	0.0	-
10:09	0.0	0.0	10:09	0.0	0.0	-
10:10	0.0	0.0	10:10	0.0	0.0	-
10:11	0.0	0.0	10:11	0.0	0.0	-
10:12	0.0	0.0	10:12	0.0	0.0	-
10:13	0.0	0.0	10:13	0.0	0.0	-
10:14	0.0	0.0	10:14	0.0	0.0	-
10:15	0.0	0.0	10:15	0.0	0.0	-
10:16	0.0	0.0	10:16	0.0	0.0	-
10:17	0.0	0.0	10:17	0.0	0.0	-
10:18	0.0	0.0	10:18	0.0	0.0	-
10:19	0.0	0.0	10:19	0.0	0.0	-
10:20	0.0	0.0	10:20	0.0	0.0	-

Grand Union Bowling Alley Site
BCP #360222
150 Westchester Avenue, Port Chester
November 22, 2024

PID DATA						
Upwind			Downwind			
Time	Concentration (ppm)	15-Min Avg Concentration (ppm)	Time	Concentration (ppm)	15-Min Avg Concentration (ppm)	Exceeds VOC Alarm Limit
10:21	0.0	0.0	10:21	0.0	0.0	-
10:22	0.0	0.0	10:22	0.0	0.0	-
10:23	0.0	0.0	10:23	0.0	0.0	-
10:24	0.0	0.0	10:24	0.0	0.0	-
10:25	0.0	0.0	10:25	0.0	0.0	-
10:26	0.0	0.0	10:26	0.0	0.0	-
10:27	0.0	0.0	10:27	0.0	0.0	-
10:28	0.0	0.0	10:28	0.0	0.0	-
10:29	0.0	0.0	10:29	0.0	0.0	-
10:30	0.0	0.0	10:30	0.0	0.0	-
10:31	0.0	0.0	10:31	0.0	0.0	-
10:32	0.0	0.0	10:32	0.0	0.0	-
10:33	0.0	0.0	10:33	0.0	0.0	-
10:34	0.0	0.0	10:34	0.0	0.0	-
10:35	0.0	0.0	10:35	0.0	0.0	-
10:36	0.0	0.0	10:36	0.0	0.0	-
10:37	0.0	0.0	10:37	0.0	0.0	-
10:38	0.0	0.0	10:38	0.0	0.0	-
10:39	0.0	0.0	10:39	0.0	0.0	-
10:40	0.0	0.0	10:40	0.0	0.0	-
10:41	0.0	0.0	10:41	0.0	0.0	-
10:42	0.0	0.0	10:42	0.0	0.0	-
10:43	0.0	0.0	10:43	0.0	0.0	-
10:44	0.0	0.0	10:44	0.0	0.0	-
10:45	0.0	0.0	10:45	0.0	0.0	-
10:46	0.0	0.0	10:46	0.0	0.0	-
10:47	0.0	0.0	10:47	0.0	0.0	-
10:48	0.0	0.0	10:48	0.0	0.0	-
10:49	0.0	0.0	10:49	0.0	0.0	-
10:50	0.0	0.0	10:50	0.0	0.0	-
10:51	0.0	0.0	10:51	0.0	0.0	-
10:52	0.0	0.0	10:52	0.0	0.0	-
10:53	0.0	0.0	10:53	0.0	0.0	-
10:54	0.0	0.0	10:54	0.0	0.0	-
10:55	0.0	0.0	10:55	0.0	0.0	-
10:56	0.0	0.0	10:56	0.0	0.0	-
10:57	0.0	0.0	10:57	0.0	0.0	-
10:58	0.0	0.0	10:58	0.0	0.0	-
10:59	0.0	0.0	10:59	0.0	0.0	-
11:00	0.0	0.0	11:00	0.0	0.0	-
11:01	0.0	0.0	11:01	0.0	0.0	-
11:02	0.0	0.0	11:02	0.0	0.0	-
11:03	0.0	0.0	11:03	0.0	0.0	-
11:04	0.0	0.0	11:04	0.0	0.0	-
11:05	0.0	0.0	11:05	0.0	0.0	-
11:06	0.0	0.0	11:06	0.0	0.0	-
11:07	0.0	0.0	11:07	0.0	0.0	-
11:08	0.0	0.0	11:08	0.0	0.0	-

Grand Union Bowling Alley Site
BCP #360222
150 Westchester Avenue, Port Chester
November 22, 2024

PID DATA						
Upwind			Downwind			
Time	Concentration (ppm)	15-Min Avg Concentration (ppm)	Time	Concentration (ppm)	15-Min Avg Concentration (ppm)	Exceeds VOC Alarm Limit
11:09	0.0	0.0	11:09	0.0	0.0	-
11:10	0.0	0.0	11:10	0.0	0.0	-
11:11	0.0	0.0	11:11	0.0	0.0	-
11:12	0.0	0.0	11:12	0.0	0.0	-
11:13	0.0	0.0	11:13	0.0	0.0	-
11:14	0.0	0.0	11:14	0.0	0.0	-
11:15	0.0	0.0	11:15	0.0	0.0	-
11:16	0.0	0.0	11:16	0.0	0.0	-
11:17	0.0	0.0	11:17	0.0	0.0	-
11:18	0.0	0.0	11:18	0.0	0.0	-
11:19	0.0	0.0	11:19	0.0	0.0	-
11:20	0.0	0.0	11:20	0.0	0.0	-
11:21	0.0	0.0	11:21	0.0	0.0	-
11:22	0.0	0.0	11:22	0.0	0.0	-
11:23	0.0	0.0	11:23	0.0	0.0	-
11:24	0.0	0.0	11:24	0.0	0.0	-
11:25	0.0	0.0	11:25	0.0	0.0	-
11:26	0.0	0.0	11:26	0.0	0.0	-
11:27	0.0	0.0	11:27	0.0	0.0	-
11:28	0.0	0.0	11:28	0.0	0.0	-
11:29	0.0	0.0	11:29	0.0	0.0	-
11:30	0.0	0.0	11:30	0.0	0.0	-
11:31	0.0	0.0	11:31	0.0	0.0	-
11:32	0.0	0.0	11:32	0.0	0.0	-
11:33	0.0	0.0	11:33	0.0	0.0	-
11:34	0.0	0.0	11:34	0.0	0.0	-
11:35	0.0	0.0	11:35	0.0	0.0	-
11:36	0.0	0.0	11:36	0.0	0.0	-
11:37	0.0	0.0	11:37	0.0	0.0	-
11:38	0.0	0.0	11:38	0.0	0.0	-
11:39	0.0	0.0	11:39	0.0	0.0	-
11:40	0.0	0.0	11:40	0.0	0.0	-
11:41	0.0	0.0	11:41	0.0	0.0	-
11:42	0.0	0.0	11:42	0.0	0.0	-
11:43	0.0	0.0	11:43	0.0	0.0	-
11:44	0.0	0.0	11:44	0.0	0.0	-
11:45	0.0	0.0	11:45	0.0	0.0	-
11:46	0.0	0.0	11:46	0.0	0.0	-
11:47	0.0	0.0	11:47	0.0	0.0	-
11:48	0.0	0.0	11:48	0.0	0.0	-
11:49	0.0	0.0	11:49	0.0	0.0	-
11:50	0.0	0.0	11:50	0.0	0.0	-
11:51	0.0	0.0	11:51	0.0	0.0	-
11:52	0.0	0.0	11:52	0.0	0.0	-
11:53	0.0	0.0	11:53	0.0	0.0	-
11:54	0.0	0.0	11:54	0.0	0.0	-
11:55	0.0	0.0	11:55	0.0	0.0	-
11:56	0.0	0.0	11:56	0.0	0.0	-

Grand Union Bowling Alley Site
BCP #360222
150 Westchester Avenue, Port Chester
November 22, 2024

PID DATA						
Upwind			Downwind			
Time	Concentration (ppm)	15-Min Avg Concentration (ppm)	Time	Concentration (ppm)	15-Min Avg Concentration (ppm)	Exceeds VOC Alarm Limit
11:57	0.0	0.0	11:57	0.0	0.0	-
11:58	0.0	0.0	11:58	0.0	0.0	-
11:59	0.0	0.0	11:59	0.0	0.0	-
12:00	0.0	0.0	12:00	0.0	0.0	-
12:01	0.0	0.0	12:01	0.0	0.0	-
12:02	0.0	0.0	12:02	0.0	0.0	-
12:03	0.0	0.0	12:03	0.0	0.0	-
12:04	0.0	0.0	12:04	0.0	0.0	-
12:05	0.0	0.0	12:05	0.0	0.0	-
12:06	0.0	0.0	12:06	0.0	0.0	-
12:07	0.0	0.0	12:07	0.0	0.0	-
12:08	0.0	0.0	12:08	0.0	0.0	-
12:09	0.0	0.0	12:09	0.0	0.0	-
12:10	0.0	0.0	12:10	0.0	0.0	-
12:11	0.0	0.0	12:11	0.0	0.0	-
12:12	0.0	0.0	12:12	0.0	0.0	-
12:13	0.0	0.0	12:13	0.0	0.0	-
12:14	0.0	0.0	12:14	0.0	0.0	-
12:15	0.0	0.0	12:15	0.0	0.0	-
12:16	0.0	0.0	12:16	0.0	0.0	-
12:17	0.0	0.0	12:17	0.0	0.0	-
12:18	0.0	0.0	12:18	0.0	0.0	-
12:19	0.0	0.0	12:19	0.0	0.0	-
12:20	0.0	0.0	12:20	0.0	0.0	-
12:21	0.0	0.0	12:21	0.0	0.0	-
12:22	0.0	0.0	12:22	0.0	0.0	-
12:23	0.0	0.0	12:23	0.0	0.0	-
12:24	0.0	0.0	12:24	0.0	0.0	-
12:25	0.0	0.0	12:25	0.0	0.0	-
12:26	0.0	0.0	12:26	0.0	0.0	-
12:27	0.0	0.0	12:27	0.0	0.0	-
12:28	0.0	0.0	12:28	0.0	0.0	-
12:29	0.0	0.0	12:29	0.0	0.0	-
12:30	0.0	0.0	12:30	0.0	0.0	-
12:31	0.0	0.0	12:31	0.0	0.0	-
12:32	0.0	0.0	12:32	0.0	0.0	-
12:33	0.0	0.0	12:33	0.0	0.0	-
12:34	0.0	0.0	12:34	0.0	0.0	-
12:35	0.0	0.0	12:35	0.0	0.0	-
12:36	0.0	0.0	12:36	0.0	0.0	-
12:37	0.0	0.0	12:37	0.0	0.0	-
12:38	0.0	0.0	12:38	0.0	0.0	-
12:39	0.0	0.0	12:39	0.0	0.0	-
12:40	0.0	0.0	12:40	0.0	0.0	-
12:41	0.0	0.0	12:41	0.0	0.0	-
12:42	0.0	0.0	12:42	0.0	0.0	-
12:43	0.0	0.0	12:43	0.0	0.0	-
12:44	0.0	0.0	12:44	0.0	0.0	-

Grand Union Bowling Alley Site
BCP #360222
150 Westchester Avenue, Port Chester
November 22, 2024

PID DATA						
Upwind			Downwind			
Time	Concentration (ppm)	15-Min Avg Concentration (ppm)	Time	Concentration (ppm)	15-Min Avg Concentration (ppm)	Exceeds VOC Alarm Limit
12:45	0.0	0.0	12:45	0.0	0.0	-
12:46	0.0	0.0	12:46	0.0	0.0	-
12:47	0.0	0.0	12:47	0.0	0.0	-
12:48	0.0	0.0	12:48	0.0	0.0	-
12:49	0.0	0.0	12:49	0.0	0.0	-
12:50	0.0	0.0	12:50	0.0	0.0	-
12:51	0.0	0.0	12:51	0.0	0.0	-
12:52	0.0	0.0	12:52	0.0	0.0	-
12:53	0.0	0.0	12:53	0.0	0.0	-
12:54	0.0	0.0	12:54	0.0	0.0	-
12:55	0.0	0.0	12:55	0.0	0.0	-
12:56	0.0	0.0	12:56	0.0	0.0	-
12:57	0.0	0.0	12:57	0.0	0.0	-
12:58	0.0	0.0	12:58	0.0	0.0	-
12:59	0.0	0.0	12:59	0.0	0.0	-
13:00	0.0	0.0	13:00	0.0	0.0	-
13:01	0.0	0.0	13:01	0.0	0.0	-
13:02	0.0	0.0	13:02	0.0	0.0	-
13:03	0.0	0.0	13:03	0.0	0.0	-
13:04	0.0	0.0	13:04	0.0	0.0	-
13:05	0.0	0.0	13:05	0.0	0.0	-
13:06	0.0	0.0	13:06	0.0	0.0	-
13:07	0.0	0.0	13:07	0.0	0.0	-
13:08	0.0	0.0	13:08	0.0	0.0	-
13:09	0.0	0.0	13:09	0.0	0.0	-
13:10	0.0	0.0	13:10	0.0	0.0	-
13:11	0.0	0.0	13:11	0.0	0.0	-
13:12	0.0	0.0	13:12	0.0	0.0	-
13:13	0.0	0.0	13:13	0.0	0.0	-
13:14	0.0	0.0	13:14	0.0	0.0	-
13:15	0.0	0.0	13:15	0.0	0.0	-
13:16	0.0	0.0	13:16	0.0	0.0	-
13:17	0.0	0.0	13:17	0.0	0.0	-
13:18	0.0	0.0	13:18	0.0	0.0	-
13:19	0.0	0.0	13:19	0.0	0.0	-
13:20	0.0	0.0	13:20	0.0	0.0	-
13:21	0.0	0.0	13:21	0.0	0.0	-
13:22	0.0	0.0	13:22	0.0	0.0	-
13:23	0.0	0.0	13:23	0.0	0.0	-
13:24	0.0	0.0	13:24	0.0	0.0	-
13:25	0.0	0.0	13:25	0.0	0.0	-
13:26	0.0	0.0	13:26	0.0	0.0	-
13:27	0.0	0.0	13:27	0.0	0.0	-
13:28	0.0	0.0	13:28	0.0	0.0	-
13:29	0.0	0.0	13:29	0.0	0.0	-
13:30	0.0	0.0	13:30	0.0	0.0	-
13:31	0.0	0.0	13:31	0.0	0.0	-
13:32	0.0	0.0	13:32	0.0	0.0	-

Grand Union Bowling Alley Site
BCP #360222
150 Westchester Avenue, Port Chester
November 22, 2024

PID DATA						
Upwind			Downwind			
Time	Concentration (ppm)	15-Min Avg Concentration (ppm)	Time	Concentration (ppm)	15-Min Avg Concentration (ppm)	Exceeds VOC Alarm Limit
13:33	0.0	0.0	13:33	0.0	0.0	-
13:34	0.0	0.0	13:34	0.0	0.0	-
13:35	0.0	0.0	13:35	0.0	0.0	-
13:36	0.0	0.0	13:36	0.0	0.0	-
13:37	0.0	0.0	13:37	0.0	0.0	-
13:38	0.0	0.0	13:38	0.0	0.0	-
13:39	0.0	0.0	13:39	0.0	0.0	-
13:40	0.0	0.0	13:40	0.0	0.0	-
13:41	0.0	0.0	13:41	0.0	0.0	-
13:42	0.0	0.0	13:42	0.0	0.0	-
13:43	0.0	0.0	13:43	0.0	0.0	-
13:44	0.0	0.0	13:44	0.0	0.0	-
13:45	0.0	0.0	13:45	0.0	0.0	-
13:46	0.0	0.0	13:46	0.0	0.0	-
13:47	0.0	0.0	13:47	0.0	0.0	-
13:48	0.0	0.0	13:48	0.0	0.0	-
13:49	0.0	0.0	13:49	0.0	0.0	-
13:50	0.0	0.0	13:50	0.0	0.0	-
13:51	0.0	0.0	13:51	0.0	0.0	-
13:52	0.0	0.0	13:52	0.0	0.0	-
13:53	0.0	0.0	13:53	0.0	0.0	-
13:54	0.0	0.0	13:54	0.0	0.0	-
13:55	0.0	0.0	13:55	0.0	0.0	-
13:56	0.0	0.0	13:56	0.0	0.0	-
13:57	0.0	0.0	13:57	0.0	0.0	-
13:58	0.0	0.0	13:58	0.0	0.0	-
13:59	0.0	0.0	13:59	0.0	0.0	-
14:00	0.0	0.0	14:00	0.0	0.0	-
14:01	0.0	0.0	14:01	0.0	0.0	-
14:02	0.0	0.0	14:02	0.0	0.0	-
14:03	0.0	0.0	14:03	0.0	0.0	-
14:04	0.0	0.0	14:04	0.0	0.0	-
14:05	0.0	0.0	14:05	0.0	0.0	-
14:06	0.0	0.0	14:06	0.0	0.0	-
14:07	0.0	0.0	14:07	0.0	0.0	-
14:08	0.0	0.0	14:08	0.0	0.0	-
14:09	0.0	0.0	14:09	0.0	0.0	-
14:10	0.0	0.0	14:10	0.0	0.0	-
14:11	0.0	0.0	14:11	0.0	0.0	-
14:12	0.0	0.0	14:12	0.0	0.0	-
14:13	0.0	0.0	14:13	0.0	0.0	-
14:14	0.0	0.0	14:14	0.0	0.0	-
14:15	0.0	0.0	14:15	0.0	0.0	-
14:16	0.0	0.0	14:16	0.0	0.0	-
14:17	0.0	0.0	14:17	0.0	0.0	-
14:18	0.0	0.0	14:18	0.0	0.0	-
14:19	0.0	0.0	14:19	0.0	0.0	-
14:20	0.0	0.0	14:20	0.0	0.0	-

Grand Union Bowling Alley Site
BCP #360222
150 Westchester Avenue, Port Chester
November 22, 2024

PID DATA						
Upwind			Downwind			
Time	Concentration (ppm)	15-Min Avg Concentration (ppm)	Time	Concentration (ppm)	15-Min Avg Concentration (ppm)	Exceeds VOC Alarm Limit
14:21	0.0	0.0	14:21	0.0	0.0	-
14:22	0.0	0.0	14:22	0.0	0.0	-
14:23	0.0	0.0	14:23	0.0	0.0	-
14:24	0.0	0.0	14:24	0.0	0.0	-
14:25	0.0	0.0	14:25	0.0	0.0	-
14:26	0.0	0.0	14:26	0.0	0.0	-
14:27	0.0	0.0	14:27	0.0	0.0	-
14:28	0.0	0.0	14:28	0.0	0.0	-
14:29	0.0	0.0	14:29	0.0	0.0	-
14:30	0.0	0.0	14:30	0.0	0.0	-
14:31	0.0	0.0	14:31	0.0	0.0	-
14:32	0.0	0.0	14:32	0.0	0.0	-
14:33	0.0	0.0	14:33	0.0	0.0	-
14:34	0.0	0.0	14:34	0.0	0.0	-
14:35	0.0	0.0	14:35	0.0	0.0	-
14:36	0.0	0.0	14:36	0.0	0.0	-
14:37	0.0	0.0	14:37	0.0	0.0	-
14:38	0.0	0.0	14:38	0.0	0.0	-
14:39	0.0	0.0	14:39	0.0	0.0	-
14:40	0.0	0.0	14:40	0.0	0.0	-
14:41	0.0	0.0	14:41	0.0	0.0	-
14:42	0.0	0.0	14:42	0.0	0.0	-
14:43	0.0	0.0	14:43	0.0	0.0	-
14:44	0.0	0.0	14:44	0.0	0.0	-
14:45	0.0	0.0	14:45	0.0	0.0	-
14:46	0.0	0.0	14:46	0.0	0.0	-
14:47	0.0	0.0	14:47	0.0	0.0	-
14:48	0.0	0.0	14:48	0.0	0.0	-
14:49	0.0	0.0	14:49	0.0	0.0	-
14:50	0.0	0.0	14:50	0.0	0.0	-
14:51	0.0	0.0	14:51	0.0	0.0	-
14:52	0.0	0.0	14:52	0.0	0.0	-
14:53	0.0	0.0	14:53	0.0	0.0	-
14:54	0.0	0.0	14:54	0.0	0.0	-
14:55	0.0	0.0	14:55	0.0	0.0	-
14:56	0.0	0.0	14:56	0.0	0.0	-
14:57	0.0	0.0	14:57	0.0	0.0	-
14:58	0.0	0.0	14:58	0.0	0.0	-
14:59	0.0	0.0	14:59	0.0	0.0	-
15:00	0.0	0.0	15:00	0.0	0.0	-
15:01	0.0	0.0	15:01	0.0	0.0	-
15:02	0.0	0.0	15:02	0.0	0.0	-
15:03	0.0	0.0	15:03	0.0	0.0	-
15:04	0.0	0.0	15:04	0.0	0.0	-
15:05	0.0	0.0	15:05	0.0	0.0	-
15:06	0.0	0.0	15:06	0.0	0.0	-
15:07	0.0	0.0	15:07	0.0	0.0	-
15:08	0.0	0.0	15:08	0.0	0.0	-

Grand Union Bowling Alley Site
BCP #360222
150 Westchester Avenue, Port Chester
November 22, 2024

PID DATA						
Upwind			Downwind			
Time	Concentration (ppm)	15-Min Avg Concentration (ppm)	Time	Concentration (ppm)	15-Min Avg Concentration (ppm)	Exceeds VOC Alarm Limit
15:09	0.0	0.0	15:09	0.0	0.0	-
15:10	0.0	0.0	15:10	0.0	0.0	-
15:11	0.0	0.0	15:11	0.0	0.0	-
15:12	0.0	0.0	15:12	0.0	0.0	-
15:13	0.0	0.0	15:13	0.0	0.0	-
15:14	0.0	0.0	15:14	0.0	0.0	-
15:15	0.0	0.0	15:15	0.0	0.0	-
15:16	0.0	0.0	15:16	0.0	0.0	-
15:17	0.0	0.0	15:17	0.0	0.0	-
15:18	0.0	0.0	15:18	0.0	0.0	-
15:19	0.0	0.0	15:19	0.0	0.0	-
15:20	0.0	0.0	15:20	0.0	0.0	-
15:21	0.0	0.0	15:21	0.0	0.0	-
15:22	0.0	0.0	15:22	0.0	0.0	-
15:23	0.0	0.0	15:23	0.0	0.0	-
15:24	0.0	0.0	15:24	0.0	0.0	-
15:25	0.0	0.0	15:25	0.0	0.0	-
15:26	0.0	0.0	15:26	0.0	0.0	-
15:27	0.0	0.0	15:27	0.0	0.0	-
15:28	0.0	0.0	15:28	0.0	0.0	-
15:29	0.0	0.0	15:29	0.0	0.0	-
15:30	0.0	0.0	15:30	0.0	0.0	-
15:31	0.0	0.0	15:31	0.0	0.0	-
15:32	0.0	0.0	15:32	0.0	0.0	-
15:33	0.0	0.0	15:33	0.0	0.0	-
15:34	0.0	0.0	15:34	0.0	0.0	-
15:35	0.0	0.0	15:35	0.0	0.0	-
15:36	0.0	0.0	15:36	0.0	0.0	-
15:37	0.0	0.0	15:37	0.0	0.0	-
15:38	0.0	0.0	15:38	0.0	0.0	-
15:39	0.0	0.0	15:39	0.0	0.0	-
15:40	0.0	0.0	15:40	0.0	0.0	-
15:41	0.0	0.0	15:41	0.0	0.0	-
15:42	0.0	0.0	15:42	0.0	0.0	-
15:43	0.0	0.0	15:43	0.0	0.0	-
15:44	0.0	0.0	15:44	0.0	0.0	-
15:45	0.0	0.0	15:45	0.0	0.0	-
15:46	0.0	0.0	15:46	0.0	0.0	-
15:47	0.0	0.0	15:47	-	-	-

SESI CONSULTING ENGINEERS

959 US-46 Floor 3, Suite 300 - Parsippany-Troy Hills, NJ

DAILY AIR MONITORING REPORT
150 Westchester Avenue
Port Chester, New York

11/23/2024

Rev. No. 0 | Page 1 of 2

Project Number: 11895A

Dust Action Level: 150 µg/m^3

VOC Action Level: 5 ppm

Weather Data Range for Work Day		Wind Direction	NW	Relative Humidity (%)	62.0 - 78.0	Daily Rain Total (in)	0.01	Readings in the summary table and graphs below are the reported downwind concentrations.
Temperature (°F)	45.0 - 49.0	Wind Speed (MPH)	6.3 - 14.0	Barometer (inHg)	29.50 - 29.50	Avg. Dew Point Temp (°F)	37.7	

Station Location	Daily Avg. Dust Concentration (µg/m^3)	Max 15-Min Dust Concentration (µg/m^3)	Time of Max Dust Reading	Daily Avg. VOC Concentration (ppm)	Max 15-Min VOC Concentration (ppm)	Time of Max VOC Reading
Upwind	4.2	6.9	11:40	0.0	0.0	11:11
Downwind	35.5	41.1	15:12	0.0	0.0	11:10

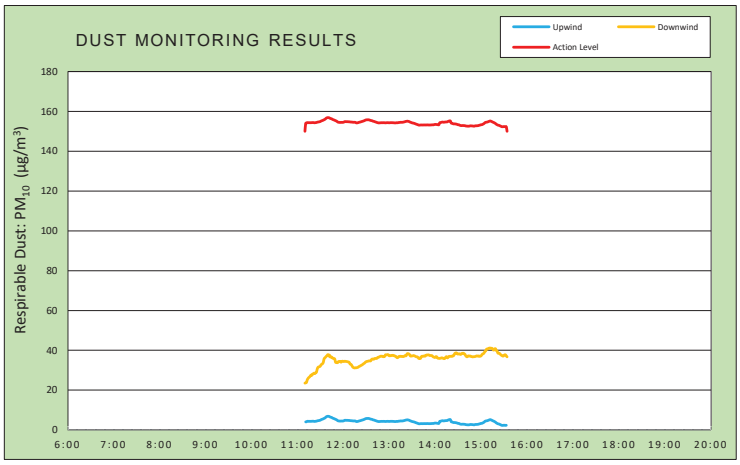

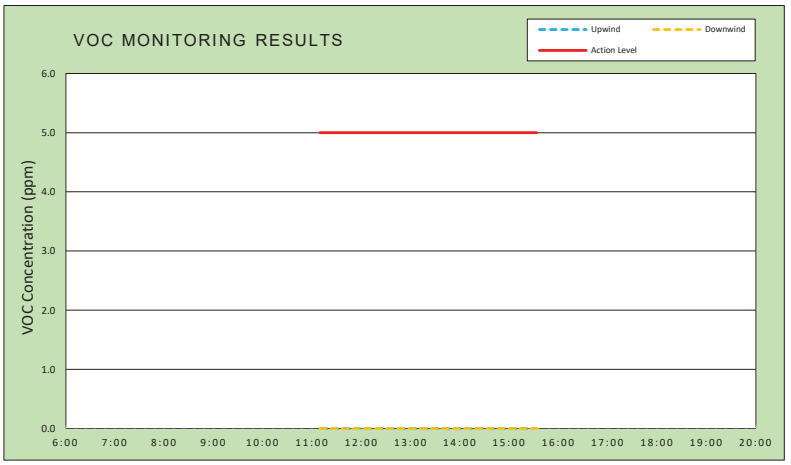

Air Monitoring Notes:

Weather Notes:

EMILCOTT
A Triumvirate Environmental Company

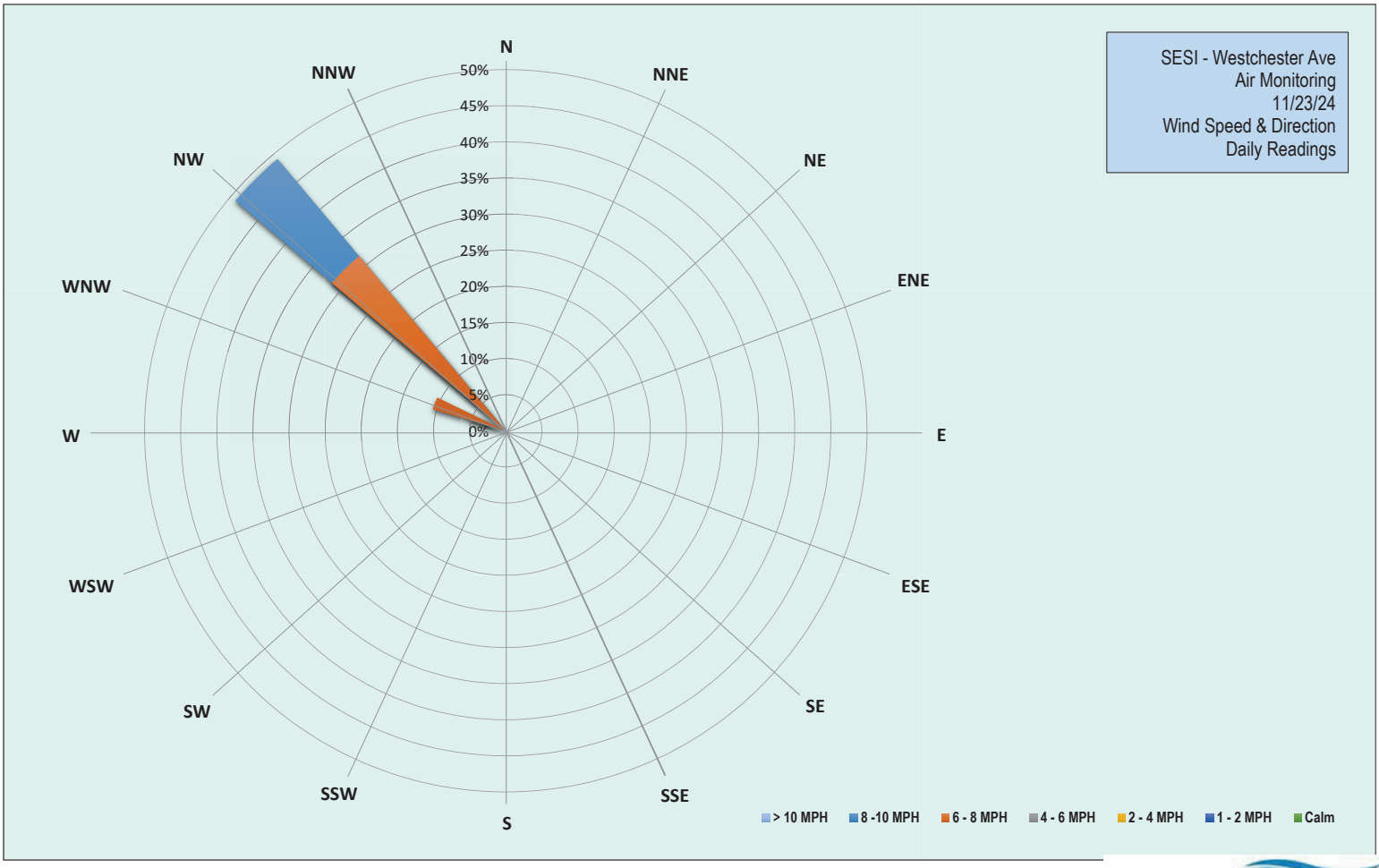

EMILCOTT
A Triumvirate Environmental Company

Grand Union Bowling Alley Site
BCP #360222
150 Westchester Avenue, Port Chester
November 23, 2024

Saturday, November 23, 2024						
Number of Instances Where Downwind Particulates Exceeds Upwind Particulate + 150 =						0
Number of Comparable Data Points =						263
Start Time:						10:55
End Time:						15:34
PARTICULATE DATA						
Upwind			Downwind			Exceeds Particulate Alarm Limit
Time	Concentration (ug/m^3)	15-Min Avg Concentration (ug/m^3)	Time	Concentration (ug/m^3)	15-Min Avg Concentration (ug/m^3)	
10:55	-	-	10:55	19.5	-	-
10:56	4.5	-	10:56	20.5	-	-
10:57	3.8	-	10:57	24.3	-	-
10:58	4.3	-	10:58	25.3	-	-
10:59	4.0	-	10:59	19.8	-	-
11:00	4.8	-	11:00	22.5	-	-
11:01	4.0	-	11:01	25.5	-	-
11:02	4.3	-	11:02	20.5	-	-
11:03	4.3	-	11:03	20.8	-	-
11:04	4.3	-	11:04	27.8	-	-
11:05	3.5	-	11:05	21.5	-	-
11:06	4.0	-	11:06	24.3	-	-
11:07	5.3	-	11:07	22.5	-	-
11:08	4.0	-	11:08	30.3	-	-
11:09	3.3	-	11:09	22.8	-	-
11:10	4.0	-	11:10	24.8	23.5	-
11:11	3.5	4.1	11:11	23.0	23.7	-
11:12	4.5	4.1	11:12	26.8	23.9	-
11:13	7.5	4.3	11:13	44.5	25.1	-
11:14	4.3	4.4	11:14	30.0	25.8	-
11:15	4.3	4.3	11:15	29.8	26.3	-
11:16	4.3	4.3	11:16	30.3	26.6	-
11:17	4.0	4.3	11:17	27.5	27.1	-
11:18	4.5	4.3	11:18	28.3	27.6	-
11:19	4.5	4.4	11:19	25.5	27.4	-
11:20	4.0	4.4	11:20	30.8	28.1	-
11:21	4.0	4.4	11:21	26.3	28.2	-
11:22	4.0	4.3	11:22	27.8	28.5	-
11:23	4.0	4.3	11:23	26.8	28.3	-
11:24	4.3	4.4	11:24	30.0	28.8	-
11:25	4.8	4.4	11:25	27.3	29.0	-
11:26	5.5	4.6	11:26	46.5	30.5	-
11:27	6.0	4.7	11:27	40.3	31.4	-
11:28	8.3	4.7	11:28	48.0	31.7	-
11:29	5.8	4.8	11:29	32.3	31.8	-
11:30	5.8	4.9	11:30	33.0	32.0	-
11:31	7.8	5.1	11:31	40.0	32.7	-
11:32	6.5	5.3	11:32	32.8	33.0	-
11:33	6.5	5.4	11:33	32.5	33.3	-
11:34	7.0	5.6	11:34	35.5	34.0	-
11:35	7.0	5.8	11:35	56.8	35.7	-
11:36	7.0	6.0	11:36	33.8	36.2	-

Grand Union Bowling Alley Site
BCP #360222
150 Westchester Avenue, Port Chester
November 23, 2024

PARTICULATE DATA						
Upwind			Downwind			Exceeds Particulate Alarm Limit
Time	Concentration (ug/m^3)	15-Min Avg Concentration (ug/m^3)	Time	Concentration (ug/m^3)	15-Min Avg Concentration (ug/m^3)	
11:37	8.5	6.3	11:37	33.5	36.6	-
11:38	9.0	6.6	11:38	33.5	37.0	-
11:39	6.8	6.8	11:39	35.0	37.4	-
11:40	5.8	6.9	11:40	34.8	37.9	-
11:41	5.0	6.8	11:41	35.3	37.1	-
11:42	4.3	6.7	11:42	48.0	37.6	-
11:43	4.8	6.5	11:43	34.0	36.7	-
11:44	4.0	6.4	11:44	30.5	36.6	-
11:45	4.0	6.3	11:45	34.0	36.7	-
11:46	3.8	6.0	11:46	32.0	36.1	-
11:47	4.3	5.8	11:47	30.3	36.0	-
11:48	4.3	5.7	11:48	31.5	35.9	-
11:49	4.5	5.5	11:49	31.5	35.6	-
11:50	4.3	5.3	11:50	31.8	34.0	-
11:51	4.5	5.2	11:51	33.0	33.9	-
11:52	4.8	4.9	11:52	31.8	33.8	-
11:53	4.8	4.6	11:53	35.3	33.9	-
11:54	5.3	4.5	11:54	42.8	34.4	-
11:55	5.0	4.5	11:55	33.0	34.3	-
11:56	4.5	4.5	11:56	37.3	34.4	-
11:57	4.8	4.5	11:57	42.0	34.0	-
11:58	4.8	4.5	11:58	38.3	34.3	-
11:59	4.0	4.5	11:59	33.8	34.5	-
12:00	4.5	4.5	12:00	32.5	34.4	-
12:01	5.8	4.7	12:01	31.0	34.4	-
12:02	7.3	4.9	12:02	32.5	34.5	-
12:03	4.3	4.9	12:03	30.3	34.4	-
12:04	4.3	4.8	12:04	31.0	34.4	-
12:05	4.3	4.8	12:05	30.8	34.3	-
12:06	4.3	4.8	12:06	31.0	34.2	-
12:07	4.3	4.8	12:07	30.8	34.1	-
12:08	4.5	4.8	12:08	30.8	33.8	-
12:09	4.3	4.7	12:09	31.8	33.1	-
12:10	4.3	4.7	12:10	31.0	33.0	-
12:11	4.3	4.6	12:11	30.8	32.5	-
12:12	4.0	4.6	12:12	31.8	31.9	-
12:13	4.0	4.5	12:13	31.8	31.4	-
12:14	4.0	4.5	12:14	31.0	31.2	-
12:15	4.5	4.5	12:15	31.3	31.2	-
12:16	4.8	4.5	12:16	32.3	31.2	-
12:17	4.0	4.3	12:17	32.5	31.2	-
12:18	4.0	4.2	12:18	31.5	31.3	-
12:19	5.3	4.3	12:19	32.5	31.4	-
12:20	6.0	4.4	12:20	34.8	31.7	-
12:21	6.3	4.6	12:21	34.8	31.9	-
12:22	5.5	4.6	12:22	33.3	32.1	-
12:23	6.0	4.7	12:23	34.3	32.3	-
12:24	6.8	4.9	12:24	35.0	32.6	-
12:25	5.3	5.0	12:25	34.3	32.8	-

Grand Union Bowling Alley Site
BCP #360222
150 Westchester Avenue, Port Chester
November 23, 2024

PARTICULATE DATA						
Upwind			Downwind			Exceeds Particulate Alarm Limit
Time	Concentration (ug/m^3)	15-Min Avg Concentration (ug/m^3)	Time	Concentration (ug/m^3)	15-Min Avg Concentration (ug/m^3)	
12:26	6.5	5.1	12:26	35.8	33.1	-
12:27	6.0	5.3	12:27	35.8	33.4	-
12:28	6.5	5.4	12:28	35.5	33.6	-
12:29	7.0	5.6	12:29	37.3	34.0	-
12:30	6.3	5.7	12:30	35.0	34.3	-
12:31	5.3	5.8	12:31	34.5	34.4	-
12:32	4.3	5.8	12:32	33.0	34.5	-
12:33	4.0	5.8	12:33	34.0	34.6	-
12:34	4.0	5.7	12:34	33.3	34.7	-
12:35	4.0	5.6	12:35	34.5	34.7	-
12:36	4.3	5.4	12:36	35.8	34.7	-
12:37	4.5	5.4	12:37	43.0	35.4	-
12:38	4.3	5.3	12:38	37.8	35.6	-
12:39	4.0	5.1	12:39	34.5	35.6	-
12:40	4.3	5.0	12:40	33.3	35.5	-
12:41	4.3	4.9	12:41	40.8	35.9	-
12:42	4.0	4.7	12:42	37.0	35.9	-
12:43	4.5	4.6	12:43	35.0	35.9	-
12:44	4.8	4.4	12:44	38.5	36.0	-
12:45	4.8	4.3	12:45	41.8	36.4	-
12:46	3.8	4.2	12:46	35.0	36.5	-
12:47	4.0	4.2	12:47	36.5	36.7	-
12:48	4.8	4.3	12:48	36.5	36.9	-
12:49	4.3	4.3	12:49	36.0	37.1	-
12:50	4.5	4.3	12:50	34.0	37.0	-
12:51	4.0	4.3	12:51	36.0	37.0	-
12:52	4.8	4.3	12:52	39.0	36.8	-
12:53	4.3	4.3	12:53	39.3	36.9	-
12:54	3.8	4.3	12:54	34.3	36.9	-
12:55	3.5	4.3	12:55	46.0	37.7	-
12:56	4.8	4.3	12:56	41.0	37.7	-
12:57	4.5	4.3	12:57	37.3	37.7	-
12:58	4.8	4.3	12:58	36.8	37.9	-
12:59	4.5	4.3	12:59	36.3	37.7	-
13:00	4.0	4.3	13:00	34.8	37.2	-
13:01	4.5	4.3	13:01	36.8	37.4	-
13:02	4.3	4.3	13:02	35.3	37.3	-
13:03	4.8	4.3	13:03	39.3	37.5	-
13:04	4.3	4.3	13:04	35.5	37.4	-
13:05	4.0	4.3	13:05	35.5	37.5	-
13:06	3.8	4.3	13:06	32.8	37.3	-
13:07	4.0	4.2	13:07	38.8	37.3	-
13:08	4.0	4.2	13:08	34.8	37.0	-
13:09	4.3	4.3	13:09	33.0	36.9	-
13:10	4.5	4.3	13:10	38.5	36.4	-
13:11	4.3	4.3	13:11	39.5	36.3	-
13:12	5.8	4.4	13:12	41.8	36.6	-
13:13	5.8	4.4	13:13	42.3	37.0	-
13:14	4.8	4.5	13:14	35.8	36.9	-

Grand Union Bowling Alley Site
BCP #360222
150 Westchester Avenue, Port Chester
November 23, 2024

PARTICULATE DATA						
Upwind			Downwind			Exceeds Particulate Alarm Limit
Time	Concentration (ug/m^3)	15-Min Avg Concentration (ug/m^3)	Time	Concentration (ug/m^3)	15-Min Avg Concentration (ug/m^3)	
13:15	5.3	4.5	13:15	36.3	37.0	-
13:16	4.3	4.5	13:16	34.3	36.9	-
13:17	4.3	4.5	13:17	37.0	37.0	-
13:18	5.5	4.6	13:18	37.3	36.9	-
13:19	5.5	4.7	13:19	36.3	36.9	-
13:20	5.5	4.8	13:20	39.0	37.1	-
13:21	5.5	4.9	13:21	36.5	37.4	-
13:22	5.8	5.0	13:22	36.0	37.2	-
13:23	4.8	5.0	13:23	45.5	37.9	-
13:24	5.0	5.1	13:24	40.3	38.4	-
13:25	3.0	5.0	13:25	35.5	38.2	-
13:26	3.0	4.9	13:26	38.5	38.1	-
13:27	2.8	4.7	13:27	33.5	37.6	-
13:28	3.0	4.5	13:28	34.3	37.1	-
13:29	3.0	4.4	13:29	37.8	37.2	-
13:30	2.8	4.2	13:30	36.0	37.2	-
13:31	3.0	4.2	13:31	35.8	37.3	-
13:32	3.0	4.1	13:32	38.5	37.4	-
13:33	3.8	4.0	13:33	34.5	37.2	-
13:34	3.3	3.8	13:34	34.5	37.1	-
13:35	3.0	3.6	13:35	35.3	36.8	-
13:36	3.8	3.5	13:36	35.3	36.7	-
13:37	3.3	3.4	13:37	35.0	36.7	-
13:38	3.0	3.2	13:38	38.8	36.2	-
13:39	3.0	3.1	13:39	34.8	35.9	-
13:40	3.3	3.1	13:40	39.8	36.1	-
13:41	3.8	3.2	13:41	35.8	36.0	-
13:42	3.0	3.2	13:42	45.5	36.8	-
13:43	2.8	3.2	13:43	38.5	37.0	-
13:44	3.0	3.2	13:44	37.0	37.0	-
13:45	3.0	3.2	13:45	37.3	37.1	-
13:46	3.0	3.2	13:46	38.0	37.2	-
13:47	3.3	3.2	13:47	35.8	37.0	-
13:48	3.3	3.2	13:48	40.3	37.4	-
13:49	3.8	3.2	13:49	38.0	37.7	-
13:50	3.3	3.2	13:50	35.0	37.6	-
13:51	3.3	3.2	13:51	36.5	37.7	-
13:52	3.0	3.2	13:52	33.8	37.6	-
13:53	3.0	3.2	13:53	35.0	37.4	-
13:54	3.3	3.2	13:54	35.0	37.4	-
13:55	3.5	3.2	13:55	39.3	37.4	-
13:56	4.5	3.3	13:56	34.8	37.3	-
13:57	3.0	3.3	13:57	39.3	36.9	-
13:58	3.0	3.3	13:58	34.8	36.6	-
13:59	4.8	3.4	13:59	35.0	36.5	-
14:00	4.0	3.5	14:00	35.5	36.4	-
14:01	3.0	3.5	14:01	44.5	36.8	-
14:02	2.5	3.4	14:02	34.8	36.8	-
14:03	2.5	3.4	14:03	32.8	36.3	-

Grand Union Bowling Alley Site
BCP #360222
150 Westchester Avenue, Port Chester
November 23, 2024

PARTICULATE DATA						
Upwind			Downwind			Exceeds Particulate Alarm Limit
Time	Concentration (ug/m^3)	15-Min Avg Concentration (ug/m^3)	Time	Concentration (ug/m^3)	15-Min Avg Concentration (ug/m^3)	
14:04	2.8	3.3	14:04	34.3	36.0	-
14:05	3.3	3.3	14:05	34.8	36.0	-
14:06	18.3	4.3	14:06	35.5	35.9	-
14:07	4.3	4.4	14:07	35.5	36.0	-
14:08	4.8	4.5	14:08	36.5	36.1	-
14:09	5.0	4.6	14:09	36.5	36.2	-
14:10	4.0	4.6	14:10	36.0	36.0	-
14:11	3.3	4.6	14:11	34.3	36.0	-
14:12	3.5	4.6	14:12	35.8	35.8	-
14:13	4.0	4.7	14:13	40.0	36.1	-
14:14	5.3	4.7	14:14	42.3	36.6	-
14:15	4.5	4.7	14:15	38.8	36.8	-
14:16	3.5	4.8	14:16	35.5	36.2	-
14:17	6.0	5.0	14:17	38.5	36.5	-
14:18	4.5	5.1	14:18	39.8	36.9	-
14:19	4.3	5.2	14:19	35.0	37.0	-
14:20	2.8	5.2	14:20	34.5	37.0	-
14:21	2.8	4.2	14:21	36.5	37.0	-
14:22	2.5	4.0	14:22	34.5	37.0	-
14:23	2.5	3.9	14:23	41.0	37.3	-
14:24	2.8	3.7	14:24	36.0	37.2	-
14:25	4.0	3.7	14:25	46.0	37.9	-
14:26	3.0	3.7	14:26	44.0	38.5	-
14:27	2.5	3.7	14:27	36.5	38.6	-
14:28	3.0	3.6	14:28	42.3	38.7	-
14:29	3.0	3.4	14:29	35.0	38.3	-
14:30	2.5	3.3	14:30	36.5	38.1	-
14:31	3.5	3.3	14:31	37.5	38.2	-
14:32	2.8	3.1	14:32	38.3	38.2	-
14:33	2.5	3.0	14:33	35.5	37.9	-
14:34	3.0	2.9	14:34	37.0	38.1	-
14:35	2.8	2.9	14:35	40.8	38.5	-
14:36	3.3	2.9	14:36	35.5	38.4	-
14:37	2.3	2.9	14:37	36.8	38.6	-
14:38	2.0	2.9	14:38	34.8	38.2	-
14:39	2.3	2.8	14:39	34.3	38.0	-
14:40	2.0	2.7	14:40	34.5	37.3	-
14:41	2.3	2.6	14:41	38.3	36.9	-
14:42	2.0	2.6	14:42	34.3	36.7	-
14:43	2.5	2.6	14:43	48.5	37.2	-
14:44	3.3	2.6	14:44	35.5	37.2	-
14:45	3.3	2.6	14:45	35.0	37.1	-
14:46	5.3	2.8	14:46	38.3	37.1	-
14:47	2.5	2.7	14:47	34.5	36.9	-
14:48	2.3	2.7	14:48	35.0	36.9	-
14:49	2.3	2.7	14:49	34.8	36.7	-
14:50	2.0	2.6	14:50	42.0	36.8	-
14:51	2.5	2.6	14:51	35.8	36.8	-
14:52	4.3	2.7	14:52	37.8	36.9	-

Grand Union Bowling Alley Site
BCP #360222
150 Westchester Avenue, Port Chester
November 23, 2024

PARTICULATE DATA						
Upwind			Downwind			Exceeds Particulate Alarm Limit
Time	Concentration (ug/m^3)	15-Min Avg Concentration (ug/m^3)	Time	Concentration (ug/m^3)	15-Min Avg Concentration (ug/m^3)	
14:53	3.0	2.8	14:53	36.0	37.0	-
14:54	2.3	2.8	14:54	37.5	37.2	-
14:55	2.5	2.8	14:55	34.3	37.2	-
14:56	2.8	2.8	14:56	37.0	37.1	-
14:57	3.5	2.9	14:57	36.3	37.2	-
14:58	4.5	3.1	14:58	44.8	37.0	-
14:59	4.5	3.2	14:59	37.0	37.1	-
15:00	5.5	3.3	15:00	37.3	37.2	-
15:01	5.5	3.3	15:01	45.8	37.7	-
15:02	5.0	3.5	15:02	41.0	38.1	-
15:03	5.3	3.7	15:03	37.5	38.3	-
15:04	5.8	3.9	15:04	40.5	38.7	-
15:05	7.5	4.3	15:05	53.0	39.4	-
15:06	5.5	4.5	15:06	38.8	39.6	-
15:07	5.5	4.6	15:07	50.5	40.5	-
15:08	4.0	4.6	15:08	39.3	40.7	-
15:09	4.0	4.8	15:09	37.0	40.7	-
15:10	5.3	4.9	15:10	39.3	41.0	-
15:11	4.5	5.1	15:11	38.8	41.1	-
15:12	5.5	5.2	15:12	36.8	41.1	-
15:13	2.5	5.1	15:13	42.8	41.0	-
15:14	2.3	4.9	15:14	37.5	41.0	-
15:15	2.0	4.7	15:15	33.8	40.8	-
15:16	3.3	4.5	15:16	36.3	40.2	-
15:17	2.3	4.3	15:17	41.0	40.2	-
15:18	2.0	4.1	15:18	46.0	40.7	-
15:19	2.0	3.9	15:19	41.0	40.8	-
15:20	2.5	3.5	15:20	39.8	39.9	-
15:21	2.3	3.3	15:21	34.8	39.6	-
15:22	2.5	3.1	15:22	35.8	38.6	-
15:23	2.5	3.0	15:23	37.0	38.5	-
15:24	2.3	2.9	15:24	37.0	38.5	-
15:25	2.3	2.7	15:25	33.8	38.1	-
15:26	2.0	2.5	15:26	32.3	37.7	-
15:27	2.5	2.3	15:27	33.0	37.4	-
15:28	2.0	2.3	15:28	39.3	37.2	-
15:29	2.5	2.3	15:29	36.0	37.1	-
15:30	3.0	2.4	15:30	39.3	37.5	-
15:31	2.5	2.3	15:31	40.3	37.7	-
15:32	2.0	2.3	15:32	40.8	37.7	-
15:33	2.5	2.4	15:33	38.3	37.2	-
15:34	-	-	15:34	33.8	36.7	-

Grand Union Bowling Alley Site
BCP #360222
150 Westchester Avenue, Port Chester
November 23, 2024

Saturday, November 23, 2024						
					Number of Instances Where Downwind VOCs Exceeds Upwind VOCs + 5 =	0
					Number of Comparable Data Points =	263
					Start Time:	10:55
					End Time:	15:34
PID DATA						
Upwind			Downwind			
Time	Concentration (ppm)	15-Min Avg Concentration (ppm)	Time	Concentration (ppm)	15-Min Avg Concentration (ppm)	Exceeds VOC Alarm Limit
10:55	-	-	10:55	0.0	-	-
10:56	0.0	-	10:56	0.0	-	-
10:57	0.0	-	10:57	0.0	-	-
10:58	0.0	-	10:58	0.0	-	-
10:59	0.0	-	10:59	0.0	-	-
11:00	0.0	-	11:00	0.0	-	-
11:01	0.0	-	11:01	0.0	-	-
11:02	0.0	-	11:02	0.0	-	-
11:03	0.0	-	11:03	0.0	-	-
11:04	0.0	-	11:04	0.0	-	-
11:05	0.0	-	11:05	0.0	-	-
11:06	0.0	-	11:06	0.0	-	-
11:07	0.0	-	11:07	0.0	-	-
11:08	0.0	-	11:08	0.0	-	-
11:09	0.0	-	11:09	0.0	-	-
11:10	0.0	-	11:10	0.0	0.0	-
11:11	0.0	0.0	11:11	0.0	0.0	-
11:12	0.0	0.0	11:12	0.0	0.0	-
11:13	0.0	0.0	11:13	0.0	0.0	-
11:14	0.0	0.0	11:14	0.0	0.0	-
11:15	0.0	0.0	11:15	0.0	0.0	-
11:16	0.0	0.0	11:16	0.0	0.0	-
11:17	0.0	0.0	11:17	0.0	0.0	-
11:18	0.0	0.0	11:18	0.0	0.0	-
11:19	0.0	0.0	11:19	0.0	0.0	-
11:20	0.0	0.0	11:20	0.0	0.0	-
11:21	0.0	0.0	11:21	0.0	0.0	-
11:22	0.0	0.0	11:22	0.0	0.0	-
11:23	0.0	0.0	11:23	0.0	0.0	-
11:24	0.0	0.0	11:24	0.0	0.0	-
11:25	0.0	0.0	11:25	0.0	0.0	-
11:26	0.0	0.0	11:26	0.0	0.0	-
11:27	0.0	0.0	11:27	0.0	0.0	-
11:28	0.0	0.0	11:28	0.0	0.0	-
11:29	0.0	0.0	11:29	0.0	0.0	-
11:30	0.0	0.0	11:30	0.0	0.0	-
11:31	0.0	0.0	11:31	0.0	0.0	-
11:32	0.0	0.0	11:32	0.0	0.0	-
11:33	0.0	0.0	11:33	0.0	0.0	-
11:34	0.0	0.0	11:34	0.0	0.0	-
11:35	0.0	0.0	11:35	0.0	0.0	-
11:36	0.0	0.0	11:36	0.0	0.0	-
11:37	0.0	0.0	11:37	0.0	0.0	-

Grand Union Bowling Alley Site
BCP #360222
150 Westchester Avenue, Port Chester
November 23, 2024

PID DATA						
Upwind			Downwind			
Time	Concentration (ppm)	15-Min Avg Concentration (ppm)	Time	Concentration (ppm)	15-Min Avg Concentration (ppm)	Exceeds VOC Alarm Limit
11:38	0.0	0.0	11:38	0.0	0.0	-
11:39	0.0	0.0	11:39	0.0	0.0	-
11:40	0.0	0.0	11:40	0.0	0.0	-
11:41	0.0	0.0	11:41	0.0	0.0	-
11:42	0.0	0.0	11:42	0.0	0.0	-
11:43	0.0	0.0	11:43	0.0	0.0	-
11:44	0.0	0.0	11:44	0.0	0.0	-
11:45	0.0	0.0	11:45	0.0	0.0	-
11:46	0.0	0.0	11:46	0.0	0.0	-
11:47	0.0	0.0	11:47	0.0	0.0	-
11:48	0.0	0.0	11:48	0.0	0.0	-
11:49	0.0	0.0	11:49	0.0	0.0	-
11:50	0.0	0.0	11:50	0.0	0.0	-
11:51	0.0	0.0	11:51	0.0	0.0	-
11:52	0.0	0.0	11:52	0.0	0.0	-
11:53	0.0	0.0	11:53	0.0	0.0	-
11:54	0.0	0.0	11:54	0.0	0.0	-
11:55	0.0	0.0	11:55	0.0	0.0	-
11:56	0.0	0.0	11:56	0.0	0.0	-
11:57	0.0	0.0	11:57	0.0	0.0	-
11:58	0.0	0.0	11:58	0.0	0.0	-
11:59	0.0	0.0	11:59	0.0	0.0	-
12:00	0.0	0.0	12:00	0.0	0.0	-
12:01	0.0	0.0	12:01	0.0	0.0	-
12:02	0.0	0.0	12:02	0.0	0.0	-
12:03	0.0	0.0	12:03	0.0	0.0	-
12:04	0.0	0.0	12:04	0.0	0.0	-
12:05	0.0	0.0	12:05	0.0	0.0	-
12:06	0.0	0.0	12:06	0.0	0.0	-
12:07	0.0	0.0	12:07	0.0	0.0	-
12:08	0.0	0.0	12:08	0.0	0.0	-
12:09	0.0	0.0	12:09	0.0	0.0	-
12:10	0.0	0.0	12:10	0.0	0.0	-
12:11	0.0	0.0	12:11	0.0	0.0	-
12:12	0.0	0.0	12:12	0.0	0.0	-
12:13	0.0	0.0	12:13	0.0	0.0	-
12:14	0.0	0.0	12:14	0.0	0.0	-
12:15	0.0	0.0	12:15	0.0	0.0	-
12:16	0.0	0.0	12:16	0.0	0.0	-
12:17	0.0	0.0	12:17	0.0	0.0	-
12:18	0.0	0.0	12:18	0.0	0.0	-
12:19	0.0	0.0	12:19	0.0	0.0	-
12:20	0.0	0.0	12:20	0.0	0.0	-
12:21	0.0	0.0	12:21	0.0	0.0	-
12:22	0.0	0.0	12:22	0.0	0.0	-
12:23	0.0	0.0	12:23	0.0	0.0	-
12:24	0.0	0.0	12:24	0.0	0.0	-
12:25	0.0	0.0	12:25	0.0	0.0	-
12:26	0.0	0.0	12:26	0.0	0.0	-

Grand Union Bowling Alley Site
BCP #360222
150 Westchester Avenue, Port Chester
November 23, 2024

PID DATA						
Upwind			Downwind			
Time	Concentration (ppm)	15-Min Avg Concentration (ppm)	Time	Concentration (ppm)	15-Min Avg Concentration (ppm)	Exceeds VOC Alarm Limit
12:27	0.0	0.0	12:27	0.0	0.0	-
12:28	0.0	0.0	12:28	0.0	0.0	-
12:29	0.0	0.0	12:29	0.0	0.0	-
12:30	0.0	0.0	12:30	0.0	0.0	-
12:31	0.0	0.0	12:31	0.0	0.0	-
12:32	0.0	0.0	12:32	0.0	0.0	-
12:33	0.0	0.0	12:33	0.0	0.0	-
12:34	0.0	0.0	12:34	0.0	0.0	-
12:35	0.0	0.0	12:35	0.0	0.0	-
12:36	0.0	0.0	12:36	0.0	0.0	-
12:37	0.0	0.0	12:37	0.0	0.0	-
12:38	0.0	0.0	12:38	0.0	0.0	-
12:39	0.0	0.0	12:39	0.0	0.0	-
12:40	0.0	0.0	12:40	0.0	0.0	-
12:41	0.0	0.0	12:41	0.0	0.0	-
12:42	0.0	0.0	12:42	0.0	0.0	-
12:43	0.0	0.0	12:43	0.0	0.0	-
12:44	0.0	0.0	12:44	0.0	0.0	-
12:45	0.0	0.0	12:45	0.0	0.0	-
12:46	0.0	0.0	12:46	0.0	0.0	-
12:47	0.0	0.0	12:47	0.0	0.0	-
12:48	0.0	0.0	12:48	0.0	0.0	-
12:49	0.0	0.0	12:49	0.0	0.0	-
12:50	0.0	0.0	12:50	0.0	0.0	-
12:51	0.0	0.0	12:51	0.0	0.0	-
12:52	0.0	0.0	12:52	0.0	0.0	-
12:53	0.0	0.0	12:53	0.0	0.0	-
12:54	0.0	0.0	12:54	0.0	0.0	-
12:55	0.0	0.0	12:55	0.0	0.0	-
12:56	0.0	0.0	12:56	0.0	0.0	-
12:57	0.0	0.0	12:57	0.0	0.0	-
12:58	0.0	0.0	12:58	0.0	0.0	-
12:59	0.0	0.0	12:59	0.0	0.0	-
13:00	0.0	0.0	13:00	0.0	0.0	-
13:01	0.0	0.0	13:01	0.0	0.0	-
13:02	0.0	0.0	13:02	0.0	0.0	-
13:03	0.0	0.0	13:03	0.0	0.0	-
13:04	0.0	0.0	13:04	0.0	0.0	-
13:05	0.0	0.0	13:05	0.0	0.0	-
13:06	0.0	0.0	13:06	0.0	0.0	-
13:07	0.0	0.0	13:07	0.0	0.0	-
13:08	0.0	0.0	13:08	0.0	0.0	-
13:09	0.0	0.0	13:09	0.0	0.0	-
13:10	0.0	0.0	13:10	0.0	0.0	-
13:11	0.0	0.0	13:11	0.0	0.0	-
13:12	0.0	0.0	13:12	0.0	0.0	-
13:13	0.0	0.0	13:13	0.0	0.0	-
13:14	0.0	0.0	13:14	0.0	0.0	-
13:15	0.0	0.0	13:15	0.0	0.0	-

Grand Union Bowling Alley Site
BCP #360222
150 Westchester Avenue, Port Chester
November 23, 2024

PID DATA						
Upwind			Downwind			
Time	Concentration (ppm)	15-Min Avg Concentration (ppm)	Time	Concentration (ppm)	15-Min Avg Concentration (ppm)	Exceeds VOC Alarm Limit
13:16	0.0	0.0	13:16	0.0	0.0	-
13:17	0.0	0.0	13:17	0.0	0.0	-
13:18	0.0	0.0	13:18	0.0	0.0	-
13:19	0.0	0.0	13:19	0.0	0.0	-
13:20	0.0	0.0	13:20	0.0	0.0	-
13:21	0.0	0.0	13:21	0.0	0.0	-
13:22	0.0	0.0	13:22	0.0	0.0	-
13:23	0.0	0.0	13:23	0.0	0.0	-
13:24	0.0	0.0	13:24	0.0	0.0	-
13:25	0.0	0.0	13:25	0.0	0.0	-
13:26	0.0	0.0	13:26	0.0	0.0	-
13:27	0.0	0.0	13:27	0.0	0.0	-
13:28	0.0	0.0	13:28	0.0	0.0	-
13:29	0.0	0.0	13:29	0.0	0.0	-
13:30	0.0	0.0	13:30	0.0	0.0	-
13:31	0.0	0.0	13:31	0.0	0.0	-
13:32	0.0	0.0	13:32	0.0	0.0	-
13:33	0.0	0.0	13:33	0.0	0.0	-
13:34	0.0	0.0	13:34	0.0	0.0	-
13:35	0.0	0.0	13:35	0.0	0.0	-
13:36	0.0	0.0	13:36	0.0	0.0	-
13:37	0.0	0.0	13:37	0.0	0.0	-
13:38	0.0	0.0	13:38	0.0	0.0	-
13:39	0.0	0.0	13:39	0.0	0.0	-
13:40	0.0	0.0	13:40	0.0	0.0	-
13:41	0.0	0.0	13:41	0.0	0.0	-
13:42	0.0	0.0	13:42	0.0	0.0	-
13:43	0.0	0.0	13:43	0.0	0.0	-
13:44	0.0	0.0	13:44	0.0	0.0	-
13:45	0.0	0.0	13:45	0.0	0.0	-
13:46	0.0	0.0	13:46	0.0	0.0	-
13:47	0.0	0.0	13:47	0.0	0.0	-
13:48	0.0	0.0	13:48	0.0	0.0	-
13:49	0.0	0.0	13:49	0.0	0.0	-
13:50	0.0	0.0	13:50	0.0	0.0	-
13:51	0.0	0.0	13:51	0.0	0.0	-
13:52	0.0	0.0	13:52	0.0	0.0	-
13:53	0.0	0.0	13:53	0.0	0.0	-
13:54	0.0	0.0	13:54	0.0	0.0	-
13:55	0.0	0.0	13:55	0.0	0.0	-
13:56	0.0	0.0	13:56	0.0	0.0	-
13:57	0.0	0.0	13:57	0.0	0.0	-
13:58	0.0	0.0	13:58	0.0	0.0	-
13:59	0.0	0.0	13:59	0.0	0.0	-
14:00	0.0	0.0	14:00	0.0	0.0	-
14:01	0.0	0.0	14:01	0.0	0.0	-
14:02	0.0	0.0	14:02	0.0	0.0	-
14:03	0.0	0.0	14:03	0.0	0.0	-
14:04	0.0	0.0	14:04	0.0	0.0	-

Grand Union Bowling Alley Site
BCP #360222
150 Westchester Avenue, Port Chester
November 23, 2024

PID DATA						
Upwind			Downwind			
Time	Concentration (ppm)	15-Min Avg Concentration (ppm)	Time	Concentration (ppm)	15-Min Avg Concentration (ppm)	Exceeds VOC Alarm Limit
14:05	0.0	0.0	14:05	0.0	0.0	-
14:06	0.0	0.0	14:06	0.0	0.0	-
14:07	0.0	0.0	14:07	0.0	0.0	-
14:08	0.0	0.0	14:08	0.0	0.0	-
14:09	0.0	0.0	14:09	0.0	0.0	-
14:10	0.0	0.0	14:10	0.0	0.0	-
14:11	0.0	0.0	14:11	0.0	0.0	-
14:12	0.0	0.0	14:12	0.0	0.0	-
14:13	0.0	0.0	14:13	0.0	0.0	-
14:14	0.0	0.0	14:14	0.0	0.0	-
14:15	0.0	0.0	14:15	0.0	0.0	-
14:16	0.0	0.0	14:16	0.0	0.0	-
14:17	0.0	0.0	14:17	0.0	0.0	-
14:18	0.0	0.0	14:18	0.0	0.0	-
14:19	0.0	0.0	14:19	0.0	0.0	-
14:20	0.0	0.0	14:20	0.0	0.0	-
14:21	0.0	0.0	14:21	0.0	0.0	-
14:22	0.0	0.0	14:22	0.0	0.0	-
14:23	0.0	0.0	14:23	0.0	0.0	-
14:24	0.0	0.0	14:24	0.0	0.0	-
14:25	0.0	0.0	14:25	0.0	0.0	-
14:26	0.0	0.0	14:26	0.0	0.0	-
14:27	0.0	0.0	14:27	0.0	0.0	-
14:28	0.0	0.0	14:28	0.0	0.0	-
14:29	0.0	0.0	14:29	0.0	0.0	-
14:30	0.0	0.0	14:30	0.0	0.0	-
14:31	0.0	0.0	14:31	0.0	0.0	-
14:32	0.0	0.0	14:32	0.0	0.0	-
14:33	0.0	0.0	14:33	0.0	0.0	-
14:34	0.0	0.0	14:34	0.0	0.0	-
14:35	0.0	0.0	14:35	0.0	0.0	-
14:36	0.0	0.0	14:36	0.0	0.0	-
14:37	0.0	0.0	14:37	0.0	0.0	-
14:38	0.0	0.0	14:38	0.0	0.0	-
14:39	0.0	0.0	14:39	0.0	0.0	-
14:40	0.0	0.0	14:40	0.0	0.0	-
14:41	0.0	0.0	14:41	0.0	0.0	-
14:42	0.0	0.0	14:42	0.0	0.0	-
14:43	0.0	0.0	14:43	0.0	0.0	-
14:44	0.0	0.0	14:44	0.0	0.0	-
14:45	0.0	0.0	14:45	0.0	0.0	-
14:46	0.0	0.0	14:46	0.0	0.0	-
14:47	0.0	0.0	14:47	0.0	0.0	-
14:48	0.0	0.0	14:48	0.0	0.0	-
14:49	0.0	0.0	14:49	0.0	0.0	-
14:50	0.0	0.0	14:50	0.0	0.0	-
14:51	0.0	0.0	14:51	0.0	0.0	-
14:52	0.0	0.0	14:52	0.0	0.0	-
14:53	0.0	0.0	14:53	0.0	0.0	-

Grand Union Bowling Alley Site
BCP #360222
150 Westchester Avenue, Port Chester
November 23, 2024

PID DATA						
Upwind			Downwind			Exceeds VOC Alarm Limit
Time	Concentration (ppm)	15-Min Avg Concentration (ppm)	Time	Concentration (ppm)	15-Min Avg Concentration (ppm)	
14:54	0.0	0.0	14:54	0.0	0.0	-
14:55	0.0	0.0	14:55	0.0	0.0	-
14:56	0.0	0.0	14:56	0.0	0.0	-
14:57	0.0	0.0	14:57	0.0	0.0	-
14:58	0.0	0.0	14:58	0.0	0.0	-
14:59	0.0	0.0	14:59	0.0	0.0	-
15:00	0.0	0.0	15:00	0.0	0.0	-
15:01	0.0	0.0	15:01	0.0	0.0	-
15:02	0.0	0.0	15:02	0.0	0.0	-
15:03	0.0	0.0	15:03	0.0	0.0	-
15:04	0.0	0.0	15:04	0.0	0.0	-
15:05	0.0	0.0	15:05	0.0	0.0	-
15:06	0.0	0.0	15:06	0.0	0.0	-
15:07	0.0	0.0	15:07	0.0	0.0	-
15:08	0.0	0.0	15:08	0.0	0.0	-
15:09	0.0	0.0	15:09	0.0	0.0	-
15:10	0.0	0.0	15:10	0.0	0.0	-
15:11	0.0	0.0	15:11	0.0	0.0	-
15:12	0.0	0.0	15:12	0.0	0.0	-
15:13	0.0	0.0	15:13	0.0	0.0	-
15:14	0.0	0.0	15:14	0.0	0.0	-
15:15	0.0	0.0	15:15	0.0	0.0	-
15:16	0.0	0.0	15:16	0.0	0.0	-
15:17	0.0	0.0	15:17	0.0	0.0	-
15:18	0.0	0.0	15:18	0.0	0.0	-
15:19	0.0	0.0	15:19	0.0	0.0	-
15:20	0.0	0.0	15:20	0.0	0.0	-
15:21	0.0	0.0	15:21	0.0	0.0	-
15:22	0.0	0.0	15:22	0.0	0.0	-
15:23	0.0	0.0	15:23	0.0	0.0	-
15:24	0.0	0.0	15:24	0.0	0.0	-
15:25	0.0	0.0	15:25	0.0	0.0	-
15:26	0.0	0.0	15:26	0.0	0.0	-
15:27	0.0	0.0	15:27	0.0	0.0	-
15:28	0.0	0.0	15:28	0.0	0.0	-
15:29	0.0	0.0	15:29	0.0	0.0	-
15:30	0.0	0.0	15:30	0.0	0.0	-
15:31	0.0	0.0	15:31	0.0	0.0	-
15:32	0.0	0.0	15:32	0.0	0.0	-
15:33	0.0	0.0	15:33	0.0	0.0	-
15:34	-	-	15:34	0.0	0.0	-

SESI CONSULTING ENGINEERS

959 US-46 Floor 3, Suite 300 - Parsippany-Troy Hills, NJ

DAILY AIR MONITORING REPORT
150 Westchester Avenue
Port Chester, New York

11/25/2024

Rev. No. 0 | Page 1 of 2

Project Number: 11895A

Dust Action Level: 150 µg/m^3

VOC Action Level: 5 ppm

Weather Data Range for Work Day		Wind Direction	WNW	Relative Humidity (%)	39.0 - 74.0	Daily Rain Total (in)	0.00	Readings in the summary table and graphs below are the reported downwind concentrations.
Temperature (°F)	41.0 - 53.0	Wind Speed (MPH)	2.3 - 6.5	Barometer (inHg)	30.00 - 30.10	Avg. Dew Point Temp (°F)	32.3	

Station Location	Daily Avg. Dust Concentration (µg/m^3)	Max 15-Min Dust Concentration (µg/m^3)	Time of Max Dust Reading	Daily Avg. VOC Concentration (ppm)	Max 15-Min VOC Concentration (ppm)	Time of Max VOC Reading
Upwind	9.2	17.1	8:07	0.0	0.0	7:54
Downwind	36.8	70.4	15:12	0.0	0.0	7:55

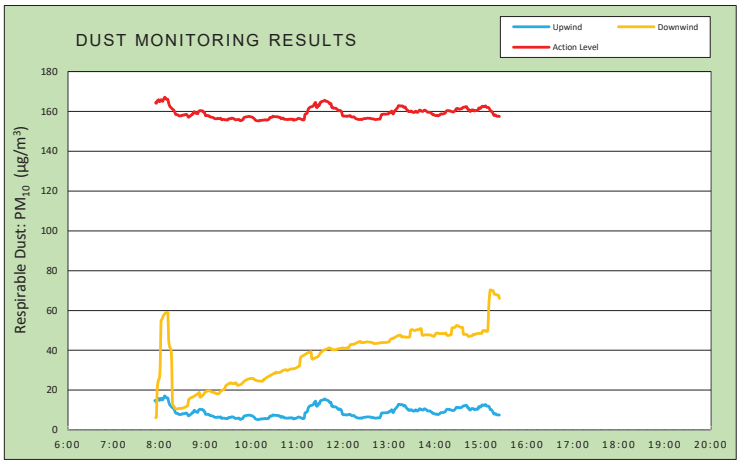

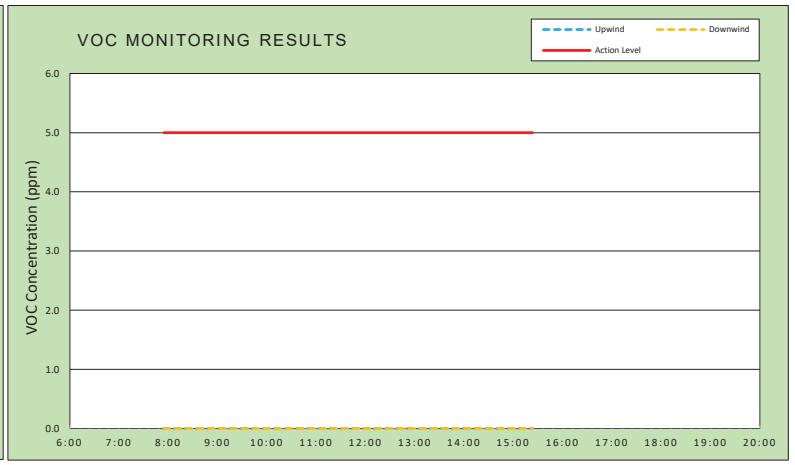

Air Monitoring Notes:

Weather Notes:

EMILCOTT
A Triumvirate Environmental Company

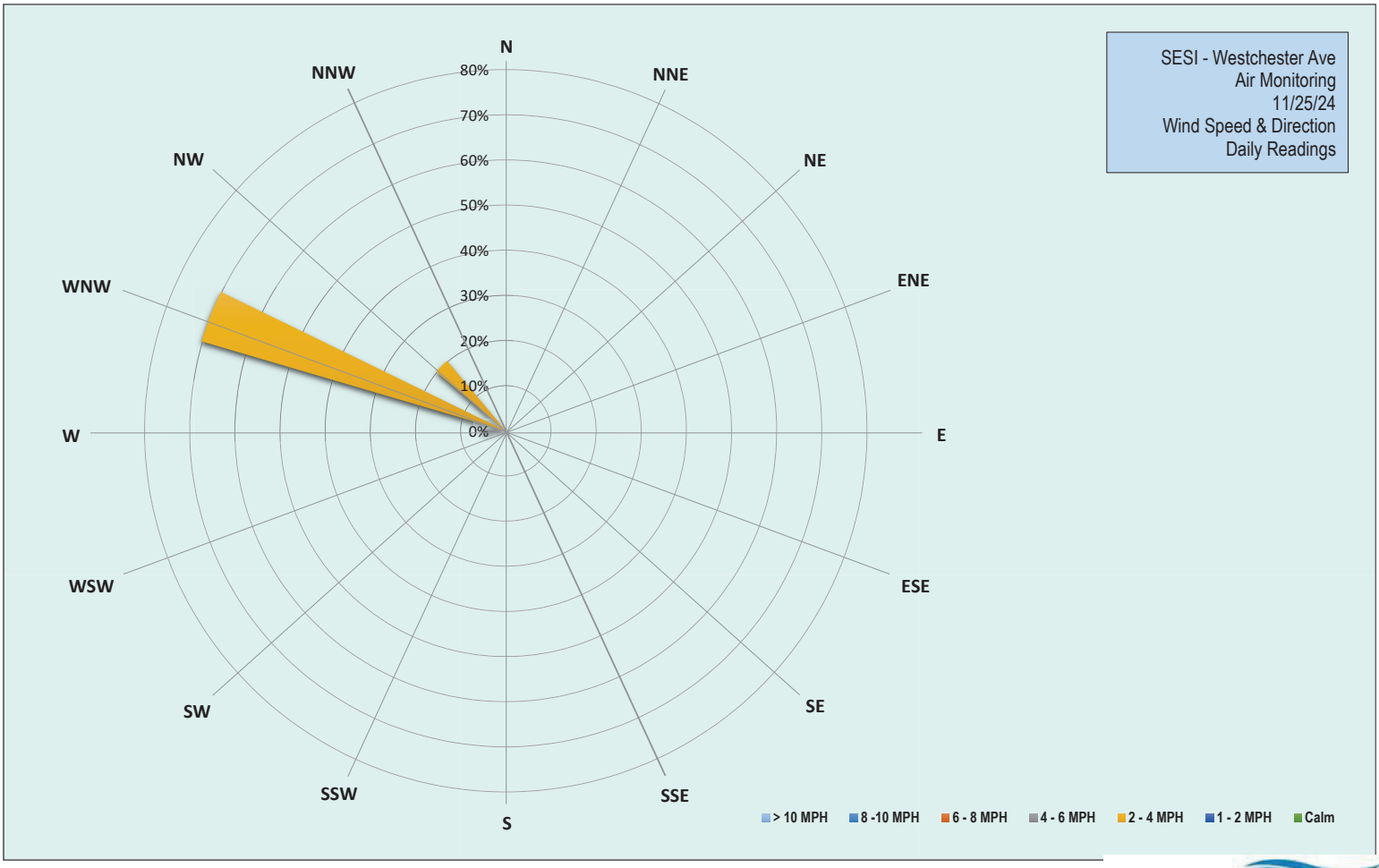

EMILCOTT
A Triumvirate Environmental Company

Grand Union Bowling Alley Site
BCP #360222
150 Westchester Avenue, Port Chester
November 25, 2024

Monday, November 25, 2024						
Number of Instances Where Downwind Particulates Exceeds Upwind Particulate + 150 =						0
Number of Comparable Data Points =						450
Start Time:						7:39
End Time:						15:24
PARTICULATE DATA						
Upwind			Downwind			Exceeds Particulate Alarm Limit
Time	Concentration (ug/m^3)	15-Min Avg Concentration (ug/m^3)	Time	Concentration (ug/m^3)	15-Min Avg Concentration (ug/m^3)	
7:39	26.3	-	7:39	-	-	-
7:40	16.3	-	7:40	7.3	-	-
7:41	15.3	-	7:41	6.3	-	-
7:42	15.0	-	7:42	7.0	-	-
7:43	18.5	-	7:43	5.5	-	-
7:44	15.5	-	7:44	6.0	-	-
7:45	24.5	-	7:45	5.0	-	-
7:46	7.5	-	7:46	4.3	-	-
7:47	8.5	-	7:47	5.3	-	-
7:48	14.0	-	7:48	5.5	-	-
7:49	21.5	-	7:49	6.0	-	-
7:50	8.0	-	7:50	5.8	-	-
7:51	13.3	-	7:51	7.8	-	-
7:52	8.5	-	7:52	5.8	-	-
7:53	22.0	-	7:53	7.0	-	-
7:54	14.0	14.8	7:54	6.5	-	-
7:55	9.5	14.4	7:55	8.3	6.1	-
7:56	11.0	14.1	7:56	12.0	6.5	-
7:57	31.8	15.2	7:57	216.5	20.5	-
7:58	23.5	15.5	7:58	54.3	23.7	-
7:59	19.8	15.8	7:59	30.0	25.3	-
8:00	10.0	14.9	8:00	17.5	26.2	-
8:01	13.8	15.3	8:01	104.5	32.8	-
8:02	17.8	15.9	8:02	332.5	54.7	-
8:03	9.3	15.6	8:03	16.3	55.4	-
8:04	13.3	15.0	8:04	18.5	56.2	-
8:05	18.3	15.7	8:05	22.0	57.3	-
8:06	25.5	16.5	8:06	15.8	57.8	-
8:07	17.8	17.1	8:07	13.0	58.3	-
8:08	14.0	16.6	8:08	13.5	58.7	-
8:09	6.8	16.1	8:09	9.8	59.0	-
8:10	9.8	16.1	8:10	10.5	59.1	-
8:11	8.8	16.0	8:11	10.5	59.0	-
8:12	5.0	14.2	8:12	10.3	45.3	-
8:13	6.0	13.0	8:13	10.8	42.4	-
8:14	8.5	12.3	8:14	11.5	41.1	-
8:15	6.3	12.0	8:15	10.3	40.6	-
8:16	5.8	11.5	8:16	9.8	34.3	-
8:17	13.0	11.2	8:17	9.3	12.8	-
8:18	4.5	10.9	8:18	9.8	12.3	-
8:19	6.3	10.4	8:19	10.3	11.8	-

Grand Union Bowling Alley Site
BCP #360222
150 Westchester Avenue, Port Chester
November 25, 2024

PARTICULATE DATA						
Upwind			Downwind			Exceeds Particulate Alarm Limit
Time	Concentration (ug/m^3)	15-Min Avg Concentration (ug/m^3)	Time	Concentration (ug/m^3)	15-Min Avg Concentration (ug/m^3)	
8:20	6.3	9.6	8:20	10.0	11.0	-
8:21	10.5	8.6	8:21	11.5	10.7	-
8:22	14.5	8.4	8:22	11.5	10.6	-
8:23	13.0	8.3	8:23	12.5	10.5	-
8:24	6.3	8.3	8:24	11.8	10.7	-
8:25	3.8	7.9	8:25	11.5	10.7	-
8:26	6.5	7.7	8:26	11.0	10.8	-
8:27	5.3	7.8	8:27	11.3	10.8	-
8:28	7.3	7.8	8:28	11.8	10.9	-
8:29	8.5	7.8	8:29	11.0	10.9	-
8:30	11.3	8.2	8:30	11.3	10.9	-
8:31	5.3	8.1	8:31	11.3	11.0	-
8:32	12.3	8.1	8:32	12.0	11.2	-
8:33	8.3	8.3	8:33	12.0	11.4	-
8:34	6.8	8.4	8:34	12.8	11.5	-
8:35	8.8	8.5	8:35	12.8	11.7	-
8:36	6.3	8.3	8:36	17.0	12.1	-
8:37	4.3	7.6	8:37	14.8	12.3	-
8:38	5.3	7.1	8:38	56.5	15.2	-
8:39	11.8	7.4	8:39	15.8	15.5	-
8:40	5.8	7.6	8:40	17.3	15.9	-
8:41	13.0	8.0	8:41	15.0	16.2	-
8:42	7.8	8.2	8:42	13.8	16.3	-
8:43	17.3	8.8	8:43	14.3	16.5	-
8:44	7.0	8.7	8:44	13.3	16.6	-
8:45	26.5	9.7	8:45	14.3	16.8	-
8:46	6.0	9.8	8:46	17.0	17.2	-
8:47	4.8	9.3	8:47	14.8	17.4	-
8:48	4.8	9.1	8:48	16.0	17.7	-
8:49	7.8	9.1	8:49	15.8	17.9	-
8:50	4.0	8.8	8:50	17.8	18.2	-
8:51	22.5	9.9	8:51	20.5	18.4	-
8:52	9.0	10.2	8:52	20.3	18.8	-
8:53	8.8	10.4	8:53	20.5	16.4	-
8:54	9.3	10.3	8:54	20.8	16.7	-
8:55	7.0	10.4	8:55	19.0	16.9	-
8:56	9.3	10.1	8:56	20.8	17.2	-
8:57	8.0	10.1	8:57	20.8	17.7	-
8:58	7.3	9.5	8:58	17.8	17.9	-
8:59	5.0	9.3	8:59	24.0	18.7	-
9:00	6.0	8.0	9:00	21.8	19.2	-
9:01	3.8	7.8	9:01	18.8	19.3	-
9:02	6.3	7.9	9:02	18.3	19.5	-
9:03	5.5	8.0	9:03	17.5	19.6	-
9:04	4.0	7.7	9:04	17.0	19.7	-
9:05	4.3	7.7	9:05	18.0	19.7	-
9:06	15.0	7.2	9:06	17.8	19.5	-
9:07	9.0	7.2	9:07	18.3	19.4	-

Grand Union Bowling Alley Site
BCP #360222
150 Westchester Avenue, Port Chester
November 25, 2024

PARTICULATE DATA						
Upwind			Downwind			Exceeds Particulate Alarm Limit
Time	Concentration (ug/m^3)	15-Min Avg Concentration (ug/m^3)	Time	Concentration (ug/m^3)	15-Min Avg Concentration (ug/m^3)	
9:08	6.5	7.1	9:08	17.3	19.2	-
9:09	8.0	7.0	9:09	17.8	19.0	-
9:10	5.8	6.9	9:10	18.3	18.9	-
9:11	6.3	6.7	9:11	18.3	18.8	-
9:12	3.5	6.4	9:12	18.3	18.6	-
9:13	6.0	6.3	9:13	18.3	18.6	-
9:14	4.8	6.3	9:14	18.5	18.3	-
9:15	6.3	6.3	9:15	19.0	18.1	-
9:16	7.3	6.6	9:16	19.3	18.1	-
9:17	3.8	6.4	9:17	19.5	18.2	-
9:18	5.5	6.4	9:18	19.5	18.3	-
9:19	4.5	6.4	9:19	27.3	19.0	-
9:20	6.3	6.6	9:20	22.8	19.3	-
9:21	4.5	5.9	9:21	23.3	19.7	-
9:22	8.5	5.8	9:22	22.5	20.0	-
9:23	8.3	5.9	9:23	19.8	20.1	-
9:24	8.8	6.0	9:24	20.5	20.3	-
9:25	4.0	5.9	9:25	21.0	20.5	-
9:26	4.5	5.8	9:26	35.0	21.6	-
9:27	4.0	5.8	9:27	29.5	22.4	-
9:28	4.8	5.7	9:28	22.3	22.6	-
9:29	4.3	5.7	9:29	22.5	22.9	-
9:30	14.8	6.2	9:30	22.0	23.1	-
9:31	7.0	6.2	9:31	22.8	23.3	-
9:32	5.5	6.3	9:32	22.3	23.5	-
9:33	4.5	6.3	9:33	22.8	23.7	-
9:34	9.8	6.6	9:34	22.5	23.4	-
9:35	5.0	6.5	9:35	22.0	23.4	-
9:36	4.8	6.6	9:36	22.3	23.3	-
9:37	4.5	6.3	9:37	22.5	23.3	-
9:38	5.8	6.1	9:38	22.5	23.5	-
9:39	3.8	5.8	9:39	22.3	23.6	-
9:40	4.3	5.8	9:40	22.3	23.7	-
9:41	5.0	5.8	9:41	22.8	22.9	-
9:42	4.5	5.9	9:42	22.8	22.4	-
9:43	5.0	5.9	9:43	23.0	22.5	-
9:44	5.8	6.0	9:44	24.0	22.6	-
9:45	6.3	5.4	9:45	24.3	22.7	-
9:46	5.3	5.3	9:46	24.0	22.8	-
9:47	8.0	5.5	9:47	25.3	23.0	-
9:48	8.5	5.7	9:48	28.8	23.4	-
9:49	10.5	5.8	9:49	28.3	23.8	-
9:50	18.8	6.7	9:50	28.8	24.2	-
9:51	9.3	7.0	9:51	26.8	24.5	-
9:52	6.5	7.1	9:52	26.8	24.8	-
9:53	7.0	7.2	9:53	25.0	25.0	-
9:54	4.5	7.3	9:54	26.0	25.2	-
9:55	5.8	7.4	9:55	24.8	25.4	-

Grand Union Bowling Alley Site
BCP #360222
150 Westchester Avenue, Port Chester
November 25, 2024

PARTICULATE DATA						
Upwind			Downwind			Exceeds Particulate Alarm Limit
Time	Concentration (ug/m^3)	15-Min Avg Concentration (ug/m^3)	Time	Concentration (ug/m^3)	15-Min Avg Concentration (ug/m^3)	
9:56	5.5	7.4	9:56	24.8	25.5	-
9:57	5.3	7.5	9:57	24.3	25.6	-
9:58	4.8	7.4	9:58	25.5	25.8	-
9:59	3.3	7.3	9:59	24.8	25.9	-
10:00	5.0	7.2	10:00	24.0	25.8	-
10:01	4.8	7.2	10:01	24.5	25.9	-
10:02	4.0	6.9	10:02	25.5	25.9	-
10:03	4.0	6.6	10:03	24.8	25.6	-
10:04	6.3	6.3	10:04	24.8	25.4	-
10:05	9.8	5.7	10:05	24.3	25.1	-
10:06	5.5	5.5	10:06	24.5	24.9	-
10:07	5.0	5.4	10:07	24.3	24.8	-
10:08	5.3	5.2	10:08	24.0	24.7	-
10:09	4.5	5.2	10:09	24.0	24.6	-
10:10	5.8	5.2	10:10	24.5	24.6	-
10:11	9.3	5.5	10:11	25.0	24.6	-
10:12	5.0	5.5	10:12	24.3	24.6	-
10:13	4.3	5.4	10:13	24.5	24.5	-
10:14	5.5	5.6	10:14	25.0	24.5	-
10:15	5.8	5.6	10:15	25.0	24.6	-
10:16	3.8	5.6	10:16	36.5	25.4	-
10:17	6.3	5.7	10:17	25.5	25.4	-
10:18	5.3	5.8	10:18	29.3	25.7	-
10:19	3.8	5.6	10:19	31.0	26.1	-
10:20	10.5	5.7	10:20	27.5	26.3	-
10:21	4.5	5.6	10:21	27.5	26.5	-
10:22	9.8	5.9	10:22	28.0	26.8	-
10:23	6.3	6.0	10:23	28.0	27.0	-
10:24	16.5	6.8	10:24	27.3	27.3	-
10:25	9.0	7.0	10:25	26.8	27.4	-
10:26	8.0	6.9	10:26	27.8	27.6	-
10:27	7.0	7.1	10:27	28.0	27.8	-
10:28	11.8	7.6	10:28	27.8	28.1	-
10:29	4.3	7.5	10:29	29.3	28.3	-
10:30	3.5	7.3	10:30	27.8	28.5	-
10:31	4.3	7.4	10:31	34.3	28.4	-
10:32	5.3	7.3	10:32	35.5	29.0	-
10:33	5.5	7.3	10:33	28.0	29.0	-
10:34	4.3	7.4	10:34	27.5	28.7	-
10:35	7.0	7.1	10:35	28.3	28.8	-
10:36	5.5	7.2	10:36	28.5	28.8	-
10:37	5.3	6.9	10:37	29.0	28.9	-
10:38	6.8	6.9	10:38	30.5	29.1	-
10:39	6.5	6.3	10:39	30.0	29.3	-
10:40	14.5	6.6	10:40	31.8	29.6	-
10:41	8.3	6.6	10:41	31.8	29.9	-
10:42	5.5	6.5	10:42	30.3	30.0	-
10:43	4.0	6.0	10:43	29.3	30.1	-

Grand Union Bowling Alley Site
BCP #360222
150 Westchester Avenue, Port Chester
November 25, 2024

PARTICULATE DATA						
Upwind			Downwind			Exceeds Particulate Alarm Limit
Time	Concentration (ug/m^3)	15-Min Avg Concentration (ug/m^3)	Time	Concentration (ug/m^3)	15-Min Avg Concentration (ug/m^3)	
10:44	4.3	6.0	10:44	30.3	30.2	-
10:45	3.8	6.0	10:45	30.3	30.3	-
10:46	3.3	6.0	10:46	30.8	30.1	-
10:47	4.3	5.9	10:47	30.5	29.8	-
10:48	5.8	5.9	10:48	31.3	30.0	-
10:49	7.0	6.1	10:49	30.5	30.2	-
10:50	5.0	6.0	10:50	30.8	30.4	-
10:51	6.5	6.0	10:51	31.0	30.5	-
10:52	7.3	6.2	10:52	31.5	30.7	-
10:53	4.3	6.0	10:53	30.3	30.7	-
10:54	7.0	6.0	10:54	31.0	30.7	-
10:55	6.8	5.5	10:55	31.4	30.7	-
10:56	13.5	5.9	10:56	32.8	30.8	-
10:57	4.0	5.8	10:57	32.6	30.9	-
10:58	4.5	5.8	10:58	32.0	31.1	-
10:59	6.8	6.0	10:59	32.6	31.3	-
11:00	7.0	6.2	11:00	33.8	31.5	-
11:01	7.3	6.5	11:01	34.0	31.7	-
11:02	4.5	6.5	11:02	34.0	32.0	-
11:03	4.5	6.4	11:03	35.2	32.2	-
11:04	4.5	6.2	11:04	86.0	35.9	-
11:05	3.5	6.1	11:05	43.4	36.8	-
11:06	3.5	5.9	11:06	33.4	36.9	-
11:07	3.5	5.7	11:07	34.4	37.1	-
11:08	6.5	5.8	11:08	34.6	37.4	-
11:09	7.0	5.8	11:09	33.8	37.6	-
11:10	46.3	8.5	11:10	35.8	37.9	-
11:11	17.5	8.7	11:11	36.2	38.1	-
11:12	6.8	8.9	11:12	36.2	38.4	-
11:13	9.0	9.2	11:13	35.2	38.6	-
11:14	28.3	10.6	11:14	34.6	38.7	-
11:15	20.8	11.6	11:15	37.6	39.0	-
11:16	12.0	11.9	11:16	35.4	39.1	-
11:17	9.0	12.2	11:17	37.4	39.3	-
11:18	6.3	12.3	11:18	35.4	39.3	-
11:19	5.8	12.4	11:19	36.2	36.0	-
11:20	6.3	12.6	11:20	36.2	35.5	-
11:21	5.8	12.7	11:21	37.2	35.7	-
11:22	16.8	13.6	11:22	37.6	36.0	-
11:23	15.3	14.2	11:23	36.6	36.1	-
11:24	11.0	14.4	11:24	37.2	36.3	-
11:25	10.8	12.1	11:25	38.2	36.5	-
11:26	15.5	11.9	11:26	39.4	36.7	-
11:27	16.5	12.6	11:27	38.8	36.9	-
11:28	19.5	13.3	11:28	41.4	37.3	-
11:29	25.5	13.1	11:29	43.4	37.9	-
11:30	42.8	14.6	11:30	49.4	38.7	-
11:31	12.5	14.6	11:31	41.8	39.1	-

Grand Union Bowling Alley Site
BCP #360222
150 Westchester Avenue, Port Chester
November 25, 2024

PARTICULATE DATA						
Upwind			Downwind			Exceeds Particulate Alarm Limit
Time	Concentration (ug/m^3)	15-Min Avg Concentration (ug/m^3)	Time	Concentration (ug/m^3)	15-Min Avg Concentration (ug/m^3)	
11:32	14.3	15.0	11:32	39.8	39.2	-
11:33	7.5	15.0	11:33	40.8	39.6	-
11:34	8.3	15.2	11:34	41.8	40.0	-
11:35	8.3	15.3	11:35	38.8	40.1	-
11:36	9.5	15.6	11:36	39.2	40.3	-
11:37	10.0	15.1	11:37	39.0	40.4	-
11:38	14.3	15.1	11:38	39.0	40.5	-
11:39	9.8	15.0	11:39	40.0	40.7	-
11:40	7.5	14.8	11:40	39.6	40.8	-
11:41	12.5	14.6	11:41	44.6	41.2	-
11:42	7.8	14.0	11:42	39.0	41.2	-
11:43	14.5	13.7	11:43	40.2	41.1	-
11:44	29.3	13.9	11:44	40.6	40.9	-
11:45	14.5	12.0	11:45	40.0	40.3	-
11:46	14.0	12.1	11:46	41.8	40.3	-
11:47	6.0	11.6	11:47	40.4	40.3	-
11:48	8.5	11.6	11:48	40.0	40.3	-
11:49	7.8	11.6	11:49	40.6	40.2	-
11:50	8.8	11.6	11:50	40.6	40.3	-
11:51	5.5	11.4	11:51	40.4	40.4	-
11:52	5.5	11.1	11:52	41.4	40.5	-
11:53	6.8	10.6	11:53	41.4	40.7	-
11:54	5.0	10.3	11:54	40.8	40.8	-
11:55	12.8	10.6	11:55	40.8	40.8	-
11:56	9.0	10.4	11:56	43.4	40.8	-
11:57	5.6	10.2	11:57	43.2	41.0	-
11:58	4.8	9.6	11:58	40.0	41.0	-
11:59	5.2	8.0	11:59	42.4	41.1	-
12:00	10.2	7.7	12:00	40.4	41.2	-
12:01	12.4	7.6	12:01	39.8	41.0	-
12:02	7.8	7.7	12:02	40.4	41.0	-
12:03	7.0	7.6	12:03	40.8	41.1	-
12:04	8.0	7.6	12:04	41.2	41.1	-
12:05	6.0	7.4	12:05	42.0	41.2	-
12:06	9.0	7.7	12:06	41.8	41.3	-
12:07	6.2	7.7	12:07	42.0	41.4	-
12:08	5.4	7.6	12:08	48.6	41.8	-
12:09	9.0	7.9	12:09	53.8	42.7	-
12:10	6.4	7.5	12:10	44.2	42.9	-
12:11	4.8	7.2	12:11	43.0	42.9	-
12:12	5.0	7.1	12:12	43.2	42.9	-
12:13	6.4	7.3	12:13	42.8	43.1	-
12:14	5.0	7.2	12:14	42.4	43.1	-
12:15	5.4	6.9	12:15	42.4	43.2	-
12:16	5.8	6.5	12:16	42.6	43.4	-
12:17	5.0	6.3	12:17	43.8	43.6	-
12:18	5.6	6.2	12:18	43.6	43.8	-
12:19	5.0	6.0	12:19	43.0	43.9	-

Grand Union Bowling Alley Site
BCP #360222
150 Westchester Avenue, Port Chester
November 25, 2024

PARTICULATE DATA						
Upwind			Downwind			Exceeds Particulate Alarm Limit
Time	Concentration (ug/m^3)	15-Min Avg Concentration (ug/m^3)	Time	Concentration (ug/m^3)	15-Min Avg Concentration (ug/m^3)	
12:20	5.4	6.0	12:20	43.8	44.1	-
12:21	7.8	5.9	12:21	45.2	44.3	-
12:22	7.8	6.0	12:22	45.8	44.5	-
12:23	6.2	6.0	12:23	42.8	44.2	-
12:24	5.8	5.8	12:24	47.4	43.7	-
12:25	9.8	6.1	12:25	46.8	43.9	-
12:26	7.0	6.2	12:26	43.4	43.9	-
12:27	7.6	6.4	12:27	43.4	43.9	-
12:28	6.4	6.4	12:28	43.4	44.0	-
12:29	5.2	6.4	12:29	43.8	44.1	-
12:30	6.6	6.5	12:30	44.0	44.2	-
12:31	7.0	6.5	12:31	43.5	44.2	-
12:32	5.6	6.6	12:32	43.0	44.2	-
12:33	4.6	6.5	12:33	43.0	44.2	-
12:34	4.8	6.5	12:34	42.5	44.1	-
12:35	6.2	6.6	12:35	43.5	44.1	-
12:36	5.8	6.4	12:36	44.0	44.0	-
12:37	5.4	6.3	12:37	44.0	43.9	-
12:38	5.6	6.2	12:38	43.0	43.9	-
12:39	6.6	6.3	12:39	43.5	43.7	-
12:40	7.2	6.1	12:40	43.3	43.4	-
12:41	5.8	6.0	12:41	43.3	43.4	-
12:42	5.8	5.9	12:42	43.5	43.4	-
12:43	6.6	5.9	12:43	44.0	43.5	-
12:44	6.8	6.0	12:44	44.3	43.5	-
12:45	6.6	6.0	12:45	44.3	43.5	-
12:46	8.2	6.1	12:46	45.8	43.7	-
12:47	5.8	6.1	12:47	43.3	43.7	-
12:48	5.2	6.2	12:48	44.0	43.7	-
12:49	19.6	7.1	12:49	43.5	43.8	-
12:50	25.4	8.4	12:50	45.5	43.9	-
12:51	6.8	8.5	12:51	43.8	43.9	-
12:52	6.8	8.6	12:52	43.5	43.9	-
12:53	6.2	8.6	12:53	43.5	43.9	-
12:54	6.8	8.6	12:54	43.3	43.9	-
12:55	5.8	8.5	12:55	43.5	43.9	-
12:56	7.2	8.6	12:56	43.8	44.0	-
12:57	6.4	8.7	12:57	44.8	44.0	-
12:58	7.0	8.7	12:58	44.8	44.1	-
12:59	7.6	8.8	12:59	45.0	44.1	-
13:00	14.6	9.3	13:00	45.5	44.2	-
13:01	8.6	9.3	13:01	58.3	45.1	-
13:02	8.2	9.5	13:02	51.5	45.6	-
13:03	15.2	10.1	13:03	46.5	45.8	-
13:04	14.2	9.8	13:04	46.3	46.0	-
13:05	8.8	8.7	13:05	44.8	45.9	-
13:06	14.4	9.2	13:06	49.0	46.3	-
13:07	19.4	10.0	13:07	46.0	46.4	-

Grand Union Bowling Alley Site
BCP #360222
150 Westchester Avenue, Port Chester
November 25, 2024

PARTICULATE DATA						
Upwind			Downwind			Exceeds Particulate Alarm Limit
Time	Concentration (ug/m^3)	15-Min Avg Concentration (ug/m^3)	Time	Concentration (ug/m^3)	15-Min Avg Concentration (ug/m^3)	
13:08	15.4	10.6	13:08	47.5	46.7	-
13:09	10.2	10.9	13:09	45.0	46.8	-
13:10	15.4	11.5	13:10	47.3	47.1	-
13:11	12.4	11.9	13:11	47.8	47.3	-
13:12	20.6	12.8	13:12	46.3	47.4	-
13:13	7.8	12.9	13:13	46.8	47.6	-
13:14	6.8	12.8	13:14	45.3	47.6	-
13:15	12.0	12.6	13:15	45.5	47.6	-
13:16	10.0	12.7	13:16	47.3	46.8	-
13:17	9.0	12.8	13:17	48.5	46.6	-
13:18	11.4	12.5	13:18	49.3	46.8	-
13:19	6.4	12.0	13:19	45.5	46.8	-
13:20	11.4	12.2	13:20	45.5	46.8	-
13:21	15.0	12.2	13:21	45.8	46.6	-
13:22	8.2	11.5	13:22	46.3	46.6	-
13:23	6.4	10.9	13:23	46.3	46.5	-
13:24	5.8	10.6	13:24	46.3	46.6	-
13:25	6.4	10.0	13:25	46.3	46.6	-
13:26	14.8	10.1	13:26	48.5	46.6	-
13:27	15.8	9.8	13:27	49.8	46.8	-
13:28	11.2	10.0	13:28	93.5	50.0	-
13:29	9.2	10.2	13:29	51.5	50.4	-
13:30	6.6	9.8	13:30	45.5	50.4	-
13:31	5.4	9.5	13:31	45.8	50.3	-
13:32	8.8	9.5	13:32	46.3	50.1	-
13:33	10.0	9.4	13:33	46.0	49.9	-
13:34	14.8	10.0	13:34	46.8	50.0	-
13:35	13.0	10.1	13:35	48.8	50.2	-
13:36	7.6	9.6	13:36	47.3	50.3	-
13:37	7.0	9.5	13:37	47.0	50.4	-
13:38	10.0	9.8	13:38	46.8	50.4	-
13:39	13.6	10.3	13:39	48.3	50.5	-
13:40	12.8	10.7	13:40	50.5	50.8	-
13:41	8.8	10.3	13:41	50.3	50.9	-
13:42	15.8	10.3	13:42	48.3	50.8	-
13:43	6.8	10.0	13:43	46.5	47.7	-
13:44	9.0	10.0	13:44	49.0	47.5	-
13:45	10.6	10.3	13:45	46.8	47.6	-
13:46	10.8	10.6	13:46	47.3	47.7	-
13:47	7.2	10.5	13:47	47.3	47.8	-
13:48	6.4	10.3	13:48	46.5	47.8	-
13:49	10.8	10.0	13:49	47.5	47.9	-
13:50	7.2	9.6	13:50	47.3	47.8	-
13:51	6.8	9.6	13:51	47.5	47.8	-
13:52	6.4	9.5	13:52	46.0	47.7	-
13:53	10.6	9.6	13:53	47.5	47.8	-
13:54	10.2	9.3	13:54	48.3	47.8	-
13:55	7.6	9.0	13:55	47.0	47.5	-

Grand Union Bowling Alley Site
BCP #360222
150 Westchester Avenue, Port Chester
November 25, 2024

PARTICULATE DATA						
Upwind			Downwind			Exceeds Particulate Alarm Limit
Time	Concentration (ug/m^3)	15-Min Avg Concentration (ug/m^3)	Time	Concentration (ug/m^3)	15-Min Avg Concentration (ug/m^3)	
13:56	6.8	8.9	13:56	46.8	47.3	-
13:57	7.0	8.3	13:57	46.3	47.2	-
13:58	8.0	8.4	13:58	46.5	47.2	-
13:59	7.0	8.2	13:59	46.8	47.0	-
14:00	7.3	8.0	14:00	60.3	47.9	-
14:01	8.8	7.9	14:01	54.0	48.4	-
14:02	8.3	7.9	14:02	52.3	48.7	-
14:03	7.0	8.0	14:03	46.3	48.7	-
14:04	6.8	7.7	14:04	45.8	48.6	-
14:05	11.8	8.0	14:05	46.0	48.5	-
14:06	8.8	8.1	14:06	46.5	48.4	-
14:07	13.0	8.6	14:07	46.3	48.4	-
14:08	13.3	8.8	14:08	48.3	48.5	-
14:09	9.0	8.7	14:09	47.0	48.4	-
14:10	8.5	8.7	14:10	47.3	48.4	-
14:11	7.5	8.8	14:11	46.8	48.4	-
14:12	9.8	9.0	14:12	46.5	48.4	-
14:13	9.5	9.1	14:13	47.0	48.5	-
14:14	16.0	9.7	14:14	51.0	48.7	-
14:15	16.3	10.3	14:15	47.5	47.9	-
14:16	10.8	10.4	14:16	48.3	47.5	-
14:17	8.0	10.4	14:17	51.3	47.4	-
14:18	5.5	10.3	14:18	47.3	47.5	-
14:19	7.8	10.4	14:19	48.5	47.7	-
14:20	7.5	10.1	14:20	48.0	47.8	-
14:21	7.8	10.0	14:21	46.8	47.8	-
14:22	11.5	9.9	14:22	97.5	51.3	-
14:23	10.3	9.7	14:23	49.0	51.3	-
14:24	9.5	9.7	14:24	48.0	51.4	-
14:25	11.5	9.9	14:25	47.3	51.4	-
14:26	14.0	10.4	14:26	51.8	51.7	-
14:27	17.8	10.9	14:27	49.8	51.9	-
14:28	17.5	11.4	14:28	56.3	52.5	-
14:29	11.5	11.1	14:29	47.8	52.3	-
14:30	19.8	11.4	14:30	46.8	52.3	-
14:31	9.3	11.3	14:31	46.3	52.1	-
14:32	5.3	11.1	14:32	45.5	51.8	-
14:33	7.0	11.2	14:33	45.8	51.7	-
14:34	10.0	11.3	14:34	46.0	51.5	-
14:35	8.0	11.4	14:35	46.3	51.4	-
14:36	14.5	11.8	14:36	48.5	51.5	-
14:37	15.8	12.1	14:37	46.5	48.1	-
14:38	9.8	12.1	14:38	47.0	48.0	-
14:39	12.0	12.2	14:39	49.5	48.1	-
14:40	10.0	12.1	14:40	46.8	48.0	-
14:41	18.3	12.4	14:41	51.0	48.0	-
14:42	8.3	11.8	14:42	46.5	47.8	-
14:43	5.3	11.0	14:43	46.3	47.1	-

Grand Union Bowling Alley Site
BCP #360222
150 Westchester Avenue, Port Chester
November 25, 2024

PARTICULATE DATA						
Upwind			Downwind			Exceeds Particulate Alarm Limit
Time	Concentration (ug/m^3)	15-Min Avg Concentration (ug/m^3)	Time	Concentration (ug/m^3)	15-Min Avg Concentration (ug/m^3)	
14:44	11.8	11.0	14:44	46.5	47.0	-
14:45	7.8	10.2	14:45	47.0	47.0	-
14:46	6.0	10.0	14:46	46.8	47.1	-
14:47	12.5	10.5	14:47	48.8	47.3	-
14:48	11.5	10.8	14:48	46.8	47.3	-
14:49	9.0	10.7	14:49	47.3	47.4	-
14:50	9.0	10.8	14:50	55.5	48.0	-
14:51	6.3	10.2	14:51	46.3	47.9	-
14:52	17.3	10.3	14:52	47.8	48.0	-
14:53	12.0	10.5	14:53	50.8	48.2	-
14:54	10.5	10.4	14:54	49.5	48.2	-
14:55	13.5	10.6	14:55	49.3	48.4	-
14:56	16.3	10.5	14:56	52.0	48.5	-
14:57	26.8	11.7	14:57	46.8	48.5	-
14:58	5.5	11.7	14:58	47.5	48.6	-
14:59	7.8	11.4	14:59	46.3	48.5	-
15:00	12.8	11.8	15:00	46.0	48.5	-
15:01	15.8	12.4	15:01	48.3	48.6	-
15:02	15.3	12.6	15:02	66.5	49.8	-
15:03	8.0	12.4	15:03	48.8	49.9	-
15:04	8.5	12.3	15:04	48.8	50.0	-
15:05	13.5	12.6	15:05	49.5	49.6	-
15:06	8.0	12.8	15:06	49.0	49.8	-
15:07	7.8	12.1	15:07	46.3	49.7	-
15:08	9.8	12.0	15:08	47.8	49.5	-
15:09	11.0	12.0	15:09	66.0	50.6	-
15:10	11.0	11.8	15:10	208.0	61.2	-
15:11	9.5	11.4	15:11	141.3	67.1	-
15:12	9.5	10.2	15:12	95.8	70.4	-
15:13	5.3	10.2	15:13	45.3	70.2	-
15:14	3.8	10.0	15:14	44.8	70.1	-
15:15	4.0	9.4	15:15	45.3	70.1	-
15:16	5.0	8.7	15:16	44.5	69.8	-
15:17	4.5	7.9	15:17	45.3	68.4	-
15:18	11.3	8.2	15:18	44.5	68.1	-
15:19	9.0	8.2	15:19	50.0	68.2	-
15:20	6.5	7.7	15:20	45.8	68.0	-
15:21	5.8	7.6	15:21	47.0	67.8	-
15:22	7.3	7.5	15:22	44.0	67.7	-
15:23	11.0	7.6	15:23	45.8	67.5	-
15:24	8.5	7.5	15:24	43.5	66.0	-

Grand Union Bowling Alley Site
BCP #360222
150 Westchester Avenue, Port Chester
November 25, 2024

Monday, November 25, 2024						
Number of Instances Where Downwind VOCs Exceeds Upwind VOCs + 5 =						0
Number of Comparable Data Points =						450
Start Time:						7:39
End Time:						15:24
PID DATA						
Upwind			Downwind			Exceeds VOC Alarm Limit
Time	Concentration (ppm)	15-Min Avg Concentration (ppm)	Time	Concentration (ppm)	15-Min Avg Concentration (ppm)	
7:39	0.0	-	7:39	-	-	-
7:40	0.0	-	7:40	0.0	-	-
7:41	0.0	-	7:41	0.0	-	-
7:42	0.0	-	7:42	0.0	-	-
7:43	0.0	-	7:43	0.0	-	-
7:44	0.0	-	7:44	0.0	-	-
7:45	0.0	-	7:45	0.0	-	-
7:46	0.0	-	7:46	0.0	-	-
7:47	0.0	-	7:47	0.0	-	-
7:48	0.0	-	7:48	0.0	-	-
7:49	0.0	-	7:49	0.0	-	-
7:50	0.0	-	7:50	0.0	-	-
7:51	0.0	-	7:51	0.0	-	-
7:52	0.0	-	7:52	0.0	-	-
7:53	0.0	-	7:53	0.0	-	-
7:54	0.0	0.0	7:54	0.0	-	-
7:55	0.0	0.0	7:55	0.0	0.0	-
7:56	0.0	0.0	7:56	0.0	0.0	-
7:57	0.0	0.0	7:57	0.0	0.0	-
7:58	0.0	0.0	7:58	0.0	0.0	-
7:59	0.0	0.0	7:59	0.0	0.0	-
8:00	0.0	0.0	8:00	0.0	0.0	-
8:01	0.0	0.0	8:01	0.0	0.0	-
8:02	0.0	0.0	8:02	0.0	0.0	-
8:03	0.0	0.0	8:03	0.0	0.0	-
8:04	0.0	0.0	8:04	0.0	0.0	-
8:05	0.0	0.0	8:05	0.0	0.0	-
8:06	0.0	0.0	8:06	0.0	0.0	-
8:07	0.0	0.0	8:07	0.0	0.0	-
8:08	0.0	0.0	8:08	0.0	0.0	-
8:09	0.0	0.0	8:09	0.0	0.0	-
8:10	0.0	0.0	8:10	0.0	0.0	-
8:11	0.0	0.0	8:11	0.0	0.0	-
8:12	0.0	0.0	8:12	0.0	0.0	-
8:13	0.0	0.0	8:13	0.0	0.0	-
8:14	0.0	0.0	8:14	0.0	0.0	-
8:15	0.0	0.0	8:15	0.0	0.0	-
8:16	0.0	0.0	8:16	0.0	0.0	-
8:17	0.0	0.0	8:17	0.0	0.0	-
8:18	0.0	0.0	8:18	0.0	0.0	-
8:19	0.0	0.0	8:19	0.0	0.0	-
8:20	0.0	0.0	8:20	0.0	0.0	-
8:21	0.0	0.0	8:21	0.0	0.0	-

Grand Union Bowling Alley Site
BCP #360222
150 Westchester Avenue, Port Chester
November 25, 2024

PID DATA						
Upwind			Downwind			
Time	Concentration (ppm)	15-Min Avg Concentration (ppm)	Time	Concentration (ppm)	15-Min Avg Concentration (ppm)	Exceeds VOC Alarm Limit
8:22	0.0	0.0	8:22	0.0	0.0	-
8:23	0.0	0.0	8:23	0.0	0.0	-
8:24	0.0	0.0	8:24	0.0	0.0	-
8:25	0.0	0.0	8:25	0.0	0.0	-
8:26	0.0	0.0	8:26	0.0	0.0	-
8:27	0.0	0.0	8:27	0.0	0.0	-
8:28	0.0	0.0	8:28	0.0	0.0	-
8:29	0.0	0.0	8:29	0.0	0.0	-
8:30	0.0	0.0	8:30	0.0	0.0	-
8:31	0.0	0.0	8:31	0.0	0.0	-
8:32	0.0	0.0	8:32	0.0	0.0	-
8:33	0.0	0.0	8:33	0.0	0.0	-
8:34	0.0	0.0	8:34	0.0	0.0	-
8:35	0.0	0.0	8:35	0.0	0.0	-
8:36	0.0	0.0	8:36	0.0	0.0	-
8:37	0.0	0.0	8:37	0.0	0.0	-
8:38	0.0	0.0	8:38	0.0	0.0	-
8:39	0.0	0.0	8:39	0.0	0.0	-
8:40	0.0	0.0	8:40	0.0	0.0	-
8:41	0.0	0.0	8:41	0.0	0.0	-
8:42	0.0	0.0	8:42	0.0	0.0	-
8:43	0.0	0.0	8:43	0.0	0.0	-
8:44	0.0	0.0	8:44	0.0	0.0	-
8:45	0.0	0.0	8:45	0.0	0.0	-
8:46	0.0	0.0	8:46	0.0	0.0	-
8:47	0.0	0.0	8:47	0.0	0.0	-
8:48	0.0	0.0	8:48	0.0	0.0	-
8:49	0.0	0.0	8:49	0.0	0.0	-
8:50	0.0	0.0	8:50	0.0	0.0	-
8:51	0.0	0.0	8:51	0.0	0.0	-
8:52	0.0	0.0	8:52	0.0	0.0	-
8:53	0.0	0.0	8:53	0.0	0.0	-
8:54	0.0	0.0	8:54	0.0	0.0	-
8:55	0.0	0.0	8:55	0.0	0.0	-
8:56	0.0	0.0	8:56	0.0	0.0	-
8:57	0.0	0.0	8:57	0.0	0.0	-
8:58	0.0	0.0	8:58	0.0	0.0	-
8:59	0.0	0.0	8:59	0.0	0.0	-
9:00	0.0	0.0	9:00	0.0	0.0	-
9:01	0.0	0.0	9:01	0.0	0.0	-
9:02	0.0	0.0	9:02	0.0	0.0	-
9:03	0.0	0.0	9:03	0.0	0.0	-
9:04	0.0	0.0	9:04	0.0	0.0	-
9:05	0.0	0.0	9:05	0.0	0.0	-
9:06	0.0	0.0	9:06	0.0	0.0	-
9:07	0.0	0.0	9:07	0.0	0.0	-
9:08	0.0	0.0	9:08	0.0	0.0	-
9:09	0.0	0.0	9:09	0.0	0.0	-

Grand Union Bowling Alley Site
BCP #360222
150 Westchester Avenue, Port Chester
November 25, 2024

PID DATA						
Upwind			Downwind			
Time	Concentration (ppm)	15-Min Avg Concentration (ppm)	Time	Concentration (ppm)	15-Min Avg Concentration (ppm)	Exceeds VOC Alarm Limit
9:10	0.0	0.0	9:10	0.0	0.0	-
9:11	0.0	0.0	9:11	0.0	0.0	-
9:12	0.0	0.0	9:12	0.0	0.0	-
9:13	0.0	0.0	9:13	0.0	0.0	-
9:14	0.0	0.0	9:14	0.0	0.0	-
9:15	0.0	0.0	9:15	0.0	0.0	-
9:16	0.0	0.0	9:16	0.0	0.0	-
9:17	0.0	0.0	9:17	0.0	0.0	-
9:18	0.0	0.0	9:18	0.0	0.0	-
9:19	0.0	0.0	9:19	0.0	0.0	-
9:20	0.0	0.0	9:20	0.0	0.0	-
9:21	0.0	0.0	9:21	0.0	0.0	-
9:22	0.0	0.0	9:22	0.0	0.0	-
9:23	0.0	0.0	9:23	0.0	0.0	-
9:24	0.0	0.0	9:24	0.0	0.0	-
9:25	0.0	0.0	9:25	0.0	0.0	-
9:26	0.0	0.0	9:26	0.0	0.0	-
9:27	0.0	0.0	9:27	0.0	0.0	-
9:28	0.0	0.0	9:28	0.0	0.0	-
9:29	0.0	0.0	9:29	0.0	0.0	-
9:30	0.0	0.0	9:30	0.0	0.0	-
9:31	0.0	0.0	9:31	0.0	0.0	-
9:32	0.0	0.0	9:32	0.0	0.0	-
9:33	0.0	0.0	9:33	0.0	0.0	-
9:34	0.0	0.0	9:34	0.0	0.0	-
9:35	0.0	0.0	9:35	0.0	0.0	-
9:36	0.0	0.0	9:36	0.0	0.0	-
9:37	0.0	0.0	9:37	0.0	0.0	-
9:38	0.0	0.0	9:38	0.0	0.0	-
9:39	0.0	0.0	9:39	0.0	0.0	-
9:40	0.0	0.0	9:40	0.0	0.0	-
9:41	0.0	0.0	9:41	0.0	0.0	-
9:42	0.0	0.0	9:42	0.0	0.0	-
9:43	0.0	0.0	9:43	0.0	0.0	-
9:44	0.0	0.0	9:44	0.0	0.0	-
9:45	0.0	0.0	9:45	0.0	0.0	-
9:46	0.0	0.0	9:46	0.0	0.0	-
9:47	0.0	0.0	9:47	0.0	0.0	-
9:48	0.0	0.0	9:48	0.0	0.0	-
9:49	0.0	0.0	9:49	0.0	0.0	-
9:50	0.0	0.0	9:50	0.0	0.0	-
9:51	0.0	0.0	9:51	0.0	0.0	-
9:52	0.0	0.0	9:52	0.0	0.0	-
9:53	0.0	0.0	9:53	0.0	0.0	-
9:54	0.0	0.0	9:54	0.0	0.0	-
9:55	0.0	0.0	9:55	0.0	0.0	-
9:56	0.0	0.0	9:56	0.0	0.0	-
9:57	0.0	0.0	9:57	0.0	0.0	-

Grand Union Bowling Alley Site
BCP #360222
150 Westchester Avenue, Port Chester
November 25, 2024

PID DATA						
Upwind			Downwind			
Time	Concentration (ppm)	15-Min Avg Concentration (ppm)	Time	Concentration (ppm)	15-Min Avg Concentration (ppm)	Exceeds VOC Alarm Limit
9:58	0.0	0.0	9:58	0.0	0.0	-
9:59	0.0	0.0	9:59	0.0	0.0	-
10:00	0.0	0.0	10:00	0.0	0.0	-
10:01	0.0	0.0	10:01	0.0	0.0	-
10:02	0.0	0.0	10:02	0.0	0.0	-
10:03	0.0	0.0	10:03	0.0	0.0	-
10:04	0.0	0.0	10:04	0.0	0.0	-
10:05	0.0	0.0	10:05	0.0	0.0	-
10:06	0.0	0.0	10:06	0.0	0.0	-
10:07	0.0	0.0	10:07	0.0	0.0	-
10:08	0.0	0.0	10:08	0.0	0.0	-
10:09	0.0	0.0	10:09	0.0	0.0	-
10:10	0.0	0.0	10:10	0.0	0.0	-
10:11	0.0	0.0	10:11	0.0	0.0	-
10:12	0.0	0.0	10:12	0.0	0.0	-
10:13	0.0	0.0	10:13	0.0	0.0	-
10:14	0.0	0.0	10:14	0.0	0.0	-
10:15	0.0	0.0	10:15	0.0	0.0	-
10:16	0.0	0.0	10:16	0.0	0.0	-
10:17	0.0	0.0	10:17	0.0	0.0	-
10:18	0.0	0.0	10:18	0.0	0.0	-
10:19	0.0	0.0	10:19	0.0	0.0	-
10:20	0.0	0.0	10:20	0.0	0.0	-
10:21	0.0	0.0	10:21	0.0	0.0	-
10:22	0.0	0.0	10:22	0.0	0.0	-
10:23	0.0	0.0	10:23	0.0	0.0	-
10:24	0.0	0.0	10:24	0.0	0.0	-
10:25	0.0	0.0	10:25	0.0	0.0	-
10:26	0.0	0.0	10:26	0.0	0.0	-
10:27	0.0	0.0	10:27	0.0	0.0	-
10:28	0.0	0.0	10:28	0.0	0.0	-
10:29	0.0	0.0	10:29	0.0	0.0	-
10:30	0.0	0.0	10:30	0.0	0.0	-
10:31	0.0	0.0	10:31	0.0	0.0	-
10:32	0.0	0.0	10:32	0.0	0.0	-
10:33	0.0	0.0	10:33	0.0	0.0	-
10:34	0.0	0.0	10:34	0.0	0.0	-
10:35	0.0	0.0	10:35	0.0	0.0	-
10:36	0.0	0.0	10:36	0.0	0.0	-
10:37	0.0	0.0	10:37	0.0	0.0	-
10:38	0.0	0.0	10:38	0.0	0.0	-
10:39	0.0	0.0	10:39	0.0	0.0	-
10:40	0.0	0.0	10:40	0.0	0.0	-
10:41	0.0	0.0	10:41	0.0	0.0	-
10:42	0.0	0.0	10:42	0.0	0.0	-
10:43	0.0	0.0	10:43	0.0	0.0	-
10:44	0.0	0.0	10:44	0.0	0.0	-
10:45	0.0	0.0	10:45	0.0	0.0	-

Grand Union Bowling Alley Site
BCP #360222
150 Westchester Avenue, Port Chester
November 25, 2024

PID DATA						
Upwind			Downwind			
Time	Concentration (ppm)	15-Min Avg Concentration (ppm)	Time	Concentration (ppm)	15-Min Avg Concentration (ppm)	Exceeds VOC Alarm Limit
10:46	0.0	0.0	10:46	0.0	0.0	-
10:47	0.0	0.0	10:47	0.0	0.0	-
10:48	0.0	0.0	10:48	0.0	0.0	-
10:49	0.0	0.0	10:49	0.0	0.0	-
10:50	0.0	0.0	10:50	0.0	0.0	-
10:51	0.0	0.0	10:51	0.0	0.0	-
10:52	0.0	0.0	10:52	0.0	0.0	-
10:53	0.0	0.0	10:53	0.0	0.0	-
10:54	0.0	0.0	10:54	0.0	0.0	-
10:55	0.0	0.0	10:55	0.0	0.0	-
10:56	0.0	0.0	10:56	0.0	0.0	-
10:57	0.0	0.0	10:57	0.0	0.0	-
10:58	0.0	0.0	10:58	0.0	0.0	-
10:59	0.0	0.0	10:59	0.0	0.0	-
11:00	0.0	0.0	11:00	0.0	0.0	-
11:01	0.0	0.0	11:01	0.0	0.0	-
11:02	0.0	0.0	11:02	0.0	0.0	-
11:03	0.0	0.0	11:03	0.0	0.0	-
11:04	0.0	0.0	11:04	0.0	0.0	-
11:05	0.0	0.0	11:05	0.0	0.0	-
11:06	0.0	0.0	11:06	0.0	0.0	-
11:07	0.0	0.0	11:07	0.0	0.0	-
11:08	0.0	0.0	11:08	0.0	0.0	-
11:09	0.0	0.0	11:09	0.0	0.0	-
11:10	0.0	0.0	11:10	0.0	0.0	-
11:11	0.0	0.0	11:11	0.0	0.0	-
11:12	0.0	0.0	11:12	0.0	0.0	-
11:13	0.0	0.0	11:13	0.0	0.0	-
11:14	0.0	0.0	11:14	0.0	0.0	-
11:15	0.0	0.0	11:15	0.0	0.0	-
11:16	0.0	0.0	11:16	0.0	0.0	-
11:17	0.0	0.0	11:17	0.0	0.0	-
11:18	0.0	0.0	11:18	0.0	0.0	-
11:19	0.0	0.0	11:19	0.0	0.0	-
11:20	0.0	0.0	11:20	0.0	0.0	-
11:21	0.0	0.0	11:21	0.0	0.0	-
11:22	0.0	0.0	11:22	0.0	0.0	-
11:23	0.0	0.0	11:23	0.0	0.0	-
11:24	0.0	0.0	11:24	0.0	0.0	-
11:25	0.0	0.0	11:25	0.0	0.0	-
11:26	0.0	0.0	11:26	0.0	0.0	-
11:27	0.0	0.0	11:27	0.0	0.0	-
11:28	0.0	0.0	11:28	0.0	0.0	-
11:29	0.0	0.0	11:29	0.0	0.0	-
11:30	0.0	0.0	11:30	0.0	0.0	-
11:31	0.0	0.0	11:31	0.0	0.0	-
11:32	0.0	0.0	11:32	0.0	0.0	-
11:33	0.0	0.0	11:33	0.0	0.0	-

Grand Union Bowling Alley Site
BCP #360222
150 Westchester Avenue, Port Chester
November 25, 2024

PID DATA						
Upwind			Downwind			
Time	Concentration (ppm)	15-Min Avg Concentration (ppm)	Time	Concentration (ppm)	15-Min Avg Concentration (ppm)	Exceeds VOC Alarm Limit
11:34	0.0	0.0	11:34	0.0	0.0	-
11:35	0.0	0.0	11:35	0.0	0.0	-
11:36	0.0	0.0	11:36	0.0	0.0	-
11:37	0.0	0.0	11:37	0.0	0.0	-
11:38	0.0	0.0	11:38	0.0	0.0	-
11:39	0.0	0.0	11:39	0.0	0.0	-
11:40	0.0	0.0	11:40	0.0	0.0	-
11:41	0.0	0.0	11:41	0.0	0.0	-
11:42	0.0	0.0	11:42	0.0	0.0	-
11:43	0.0	0.0	11:43	0.0	0.0	-
11:44	0.0	0.0	11:44	0.0	0.0	-
11:45	0.0	0.0	11:45	0.0	0.0	-
11:46	0.0	0.0	11:46	0.0	0.0	-
11:47	0.0	0.0	11:47	0.0	0.0	-
11:48	0.0	0.0	11:48	0.0	0.0	-
11:49	0.0	0.0	11:49	0.0	0.0	-
11:50	0.0	0.0	11:50	0.0	0.0	-
11:51	0.0	0.0	11:51	0.0	0.0	-
11:52	0.0	0.0	11:52	0.0	0.0	-
11:53	0.0	0.0	11:53	0.0	0.0	-
11:54	0.0	0.0	11:54	0.0	0.0	-
11:55	0.0	0.0	11:55	0.0	0.0	-
11:56	0.0	0.0	11:56	0.0	0.0	-
11:57	0.0	0.0	11:57	0.0	0.0	-
11:58	0.0	0.0	11:58	0.0	0.0	-
11:59	0.0	0.0	11:59	0.0	0.0	-
12:00	0.0	0.0	12:00	0.0	0.0	-
12:01	0.0	0.0	12:01	0.0	0.0	-
12:02	0.0	0.0	12:02	0.0	0.0	-
12:03	0.0	0.0	12:03	0.0	0.0	-
12:04	0.0	0.0	12:04	0.0	0.0	-
12:05	0.0	0.0	12:05	0.0	0.0	-
12:06	0.0	0.0	12:06	0.0	0.0	-
12:07	0.0	0.0	12:07	0.0	0.0	-
12:08	0.0	0.0	12:08	0.0	0.0	-
12:09	0.0	0.0	12:09	0.0	0.0	-
12:10	0.0	0.0	12:10	0.0	0.0	-
12:11	0.0	0.0	12:11	0.0	0.0	-
12:12	0.0	0.0	12:12	0.0	0.0	-
12:13	0.0	0.0	12:13	0.0	0.0	-
12:14	0.0	0.0	12:14	0.0	0.0	-
12:15	0.0	0.0	12:15	0.0	0.0	-
12:16	0.0	0.0	12:16	0.0	0.0	-
12:17	0.0	0.0	12:17	0.0	0.0	-
12:18	0.0	0.0	12:18	0.0	0.0	-
12:19	0.0	0.0	12:19	0.0	0.0	-
12:20	0.0	0.0	12:20	0.0	0.0	-
12:21	0.0	0.0	12:21	0.0	0.0	-

Grand Union Bowling Alley Site
BCP #360222
150 Westchester Avenue, Port Chester
November 25, 2024

PID DATA						
Upwind			Downwind			
Time	Concentration (ppm)	15-Min Avg Concentration (ppm)	Time	Concentration (ppm)	15-Min Avg Concentration (ppm)	Exceeds VOC Alarm Limit
12:22	0.0	0.0	12:22	0.0	0.0	-
12:23	0.0	0.0	12:23	0.0	0.0	-
12:24	0.0	0.0	12:24	0.0	0.0	-
12:25	0.0	0.0	12:25	0.0	0.0	-
12:26	0.0	0.0	12:26	0.0	0.0	-
12:27	0.0	0.0	12:27	0.0	0.0	-
12:28	0.0	0.0	12:28	0.0	0.0	-
12:29	0.0	0.0	12:29	0.0	0.0	-
12:30	0.0	0.0	12:30	0.0	0.0	-
12:31	0.0	0.0	12:31	0.0	0.0	-
12:32	0.0	0.0	12:32	0.0	0.0	-
12:33	0.0	0.0	12:33	0.0	0.0	-
12:34	0.0	0.0	12:34	0.0	0.0	-
12:35	0.0	0.0	12:35	0.0	0.0	-
12:36	0.0	0.0	12:36	0.0	0.0	-
12:37	0.0	0.0	12:37	0.0	0.0	-
12:38	0.0	0.0	12:38	0.0	0.0	-
12:39	0.0	0.0	12:39	0.0	0.0	-
12:40	0.0	0.0	12:40	0.0	0.0	-
12:41	0.0	0.0	12:41	0.0	0.0	-
12:42	0.0	0.0	12:42	0.0	0.0	-
12:43	0.0	0.0	12:43	0.0	0.0	-
12:44	0.0	0.0	12:44	0.0	0.0	-
12:45	0.0	0.0	12:45	0.0	0.0	-
12:46	0.0	0.0	12:46	0.0	0.0	-
12:47	0.0	0.0	12:47	0.0	0.0	-
12:48	0.0	0.0	12:48	0.0	0.0	-
12:49	0.0	0.0	12:49	0.0	0.0	-
12:50	0.0	0.0	12:50	0.0	0.0	-
12:51	0.0	0.0	12:51	0.0	0.0	-
12:52	0.0	0.0	12:52	0.0	0.0	-
12:53	0.0	0.0	12:53	0.0	0.0	-
12:54	0.0	0.0	12:54	0.0	0.0	-
12:55	0.0	0.0	12:55	0.0	0.0	-
12:56	0.0	0.0	12:56	0.0	0.0	-
12:57	0.0	0.0	12:57	0.0	0.0	-
12:58	0.0	0.0	12:58	0.0	0.0	-
12:59	0.0	0.0	12:59	0.0	0.0	-
13:00	0.0	0.0	13:00	0.0	0.0	-
13:01	0.0	0.0	13:01	0.0	0.0	-
13:02	0.0	0.0	13:02	0.0	0.0	-
13:03	0.0	0.0	13:03	0.0	0.0	-
13:04	0.0	0.0	13:04	0.0	0.0	-
13:05	0.0	0.0	13:05	0.0	0.0	-
13:06	0.0	0.0	13:06	0.0	0.0	-
13:07	0.0	0.0	13:07	0.0	0.0	-
13:08	0.0	0.0	13:08	0.0	0.0	-
13:09	0.0	0.0	13:09	0.0	0.0	-

Grand Union Bowling Alley Site
BCP #360222
150 Westchester Avenue, Port Chester
November 25, 2024

PID DATA						
Upwind			Downwind			
Time	Concentration (ppm)	15-Min Avg Concentration (ppm)	Time	Concentration (ppm)	15-Min Avg Concentration (ppm)	Exceeds VOC Alarm Limit
13:10	0.0	0.0	13:10	0.0	0.0	-
13:11	0.0	0.0	13:11	0.0	0.0	-
13:12	0.0	0.0	13:12	0.0	0.0	-
13:13	0.0	0.0	13:13	0.0	0.0	-
13:14	0.0	0.0	13:14	0.0	0.0	-
13:15	0.0	0.0	13:15	0.0	0.0	-
13:16	0.0	0.0	13:16	0.0	0.0	-
13:17	0.0	0.0	13:17	0.0	0.0	-
13:18	0.0	0.0	13:18	0.0	0.0	-
13:19	0.0	0.0	13:19	0.0	0.0	-
13:20	0.0	0.0	13:20	0.0	0.0	-
13:21	0.0	0.0	13:21	0.0	0.0	-
13:22	0.0	0.0	13:22	0.0	0.0	-
13:23	0.0	0.0	13:23	0.0	0.0	-
13:24	0.0	0.0	13:24	0.0	0.0	-
13:25	0.0	0.0	13:25	0.0	0.0	-
13:26	0.0	0.0	13:26	0.0	0.0	-
13:27	0.0	0.0	13:27	0.0	0.0	-
13:28	0.0	0.0	13:28	0.0	0.0	-
13:29	0.0	0.0	13:29	0.0	0.0	-
13:30	0.0	0.0	13:30	0.0	0.0	-
13:31	0.0	0.0	13:31	0.0	0.0	-
13:32	0.0	0.0	13:32	0.0	0.0	-
13:33	0.0	0.0	13:33	0.0	0.0	-
13:34	0.0	0.0	13:34	0.0	0.0	-
13:35	0.0	0.0	13:35	0.0	0.0	-
13:36	0.0	0.0	13:36	0.0	0.0	-
13:37	0.0	0.0	13:37	0.0	0.0	-
13:38	0.0	0.0	13:38	0.0	0.0	-
13:39	0.0	0.0	13:39	0.0	0.0	-
13:40	0.0	0.0	13:40	0.0	0.0	-
13:41	0.0	0.0	13:41	0.0	0.0	-
13:42	0.0	0.0	13:42	0.0	0.0	-
13:43	0.0	0.0	13:43	0.0	0.0	-
13:44	0.0	0.0	13:44	0.0	0.0	-
13:45	0.0	0.0	13:45	0.0	0.0	-
13:46	0.0	0.0	13:46	0.0	0.0	-
13:47	0.0	0.0	13:47	0.0	0.0	-
13:48	0.0	0.0	13:48	0.0	0.0	-
13:49	0.0	0.0	13:49	0.0	0.0	-
13:50	0.0	0.0	13:50	0.0	0.0	-
13:51	0.0	0.0	13:51	0.0	0.0	-
13:52	0.0	0.0	13:52	0.0	0.0	-
13:53	0.0	0.0	13:53	0.0	0.0	-
13:54	0.0	0.0	13:54	0.0	0.0	-
13:55	0.0	0.0	13:55	0.0	0.0	-
13:56	0.0	0.0	13:56	0.0	0.0	-
13:57	0.0	0.0	13:57	0.0	0.0	-

Grand Union Bowling Alley Site
BCP #360222
150 Westchester Avenue, Port Chester
November 25, 2024

PID DATA						
Upwind			Downwind			
Time	Concentration (ppm)	15-Min Avg Concentration (ppm)	Time	Concentration (ppm)	15-Min Avg Concentration (ppm)	Exceeds VOC Alarm Limit
13:58	0.0	0.0	13:58	0.0	0.0	-
13:59	0.0	0.0	13:59	0.0	0.0	-
14:00	0.0	0.0	14:00	0.0	0.0	-
14:01	0.0	0.0	14:01	0.0	0.0	-
14:02	0.0	0.0	14:02	0.0	0.0	-
14:03	0.0	0.0	14:03	0.0	0.0	-
14:04	0.0	0.0	14:04	0.0	0.0	-
14:05	0.0	0.0	14:05	0.0	0.0	-
14:06	0.0	0.0	14:06	0.0	0.0	-
14:07	0.0	0.0	14:07	0.0	0.0	-
14:08	0.0	0.0	14:08	0.0	0.0	-
14:09	0.0	0.0	14:09	0.0	0.0	-
14:10	0.0	0.0	14:10	0.0	0.0	-
14:11	0.0	0.0	14:11	0.0	0.0	-
14:12	0.0	0.0	14:12	0.0	0.0	-
14:13	0.0	0.0	14:13	0.0	0.0	-
14:14	0.0	0.0	14:14	0.0	0.0	-
14:15	0.0	0.0	14:15	0.0	0.0	-
14:16	0.0	0.0	14:16	0.0	0.0	-
14:17	0.0	0.0	14:17	0.0	0.0	-
14:18	0.0	0.0	14:18	0.0	0.0	-
14:19	0.0	0.0	14:19	0.0	0.0	-
14:20	0.0	0.0	14:20	0.0	0.0	-
14:21	0.0	0.0	14:21	0.0	0.0	-
14:22	0.0	0.0	14:22	0.0	0.0	-
14:23	0.0	0.0	14:23	0.0	0.0	-
14:24	0.0	0.0	14:24	0.0	0.0	-
14:25	0.0	0.0	14:25	0.0	0.0	-
14:26	0.0	0.0	14:26	0.0	0.0	-
14:27	0.0	0.0	14:27	0.0	0.0	-
14:28	0.0	0.0	14:28	0.0	0.0	-
14:29	0.0	0.0	14:29	0.0	0.0	-
14:30	0.0	0.0	14:30	0.0	0.0	-
14:31	0.0	0.0	14:31	0.0	0.0	-
14:32	0.0	0.0	14:32	0.0	0.0	-
14:33	0.0	0.0	14:33	0.0	0.0	-
14:34	0.0	0.0	14:34	0.0	0.0	-
14:35	0.0	0.0	14:35	0.0	0.0	-
14:36	0.0	0.0	14:36	0.0	0.0	-
14:37	0.0	0.0	14:37	0.0	0.0	-
14:38	0.0	0.0	14:38	0.0	0.0	-
14:39	0.0	0.0	14:39	0.0	0.0	-
14:40	0.0	0.0	14:40	0.0	0.0	-
14:41	0.0	0.0	14:41	0.0	0.0	-
14:42	0.0	0.0	14:42	0.0	0.0	-
14:43	0.0	0.0	14:43	0.0	0.0	-
14:44	0.0	0.0	14:44	0.0	0.0	-
14:45	0.0	0.0	14:45	0.0	0.0	-

Grand Union Bowling Alley Site
BCP #360222
150 Westchester Avenue, Port Chester
November 25, 2024

PID DATA						
Upwind			Downwind			
Time	Concentration (ppm)	15-Min Avg Concentration (ppm)	Time	Concentration (ppm)	15-Min Avg Concentration (ppm)	Exceeds VOC Alarm Limit
14:46	0.0	0.0	14:46	0.0	0.0	-
14:47	0.0	0.0	14:47	0.0	0.0	-
14:48	0.0	0.0	14:48	0.0	0.0	-
14:49	0.0	0.0	14:49	0.0	0.0	-
14:50	0.0	0.0	14:50	0.0	0.0	-
14:51	0.0	0.0	14:51	0.0	0.0	-
14:52	0.0	0.0	14:52	0.0	0.0	-
14:53	0.0	0.0	14:53	0.0	0.0	-
14:54	0.0	0.0	14:54	0.0	0.0	-
14:55	0.0	0.0	14:55	0.0	0.0	-
14:56	0.0	0.0	14:56	0.0	0.0	-
14:57	0.0	0.0	14:57	0.0	0.0	-
14:58	0.0	0.0	14:58	0.0	0.0	-
14:59	0.0	0.0	14:59	0.0	0.0	-
15:00	0.0	0.0	15:00	0.0	0.0	-
15:01	0.0	0.0	15:01	0.0	0.0	-
15:02	0.0	0.0	15:02	0.0	0.0	-
15:03	0.0	0.0	15:03	0.0	0.0	-
15:04	0.0	0.0	15:04	0.0	0.0	-
15:05	0.0	0.0	15:05	0.0	0.0	-
15:06	0.0	0.0	15:06	0.0	0.0	-
15:07	0.0	0.0	15:07	0.0	0.0	-
15:08	0.0	0.0	15:08	0.0	0.0	-
15:09	0.0	0.0	15:09	0.0	0.0	-
15:10	0.0	0.0	15:10	0.0	0.0	-
15:11	0.0	0.0	15:11	0.0	0.0	-
15:12	0.0	0.0	15:12	0.0	0.0	-
15:13	0.0	0.0	15:13	0.0	0.0	-
15:14	0.0	0.0	15:14	0.0	0.0	-
15:15	0.0	0.0	15:15	0.0	0.0	-
15:16	0.0	0.0	15:16	0.0	0.0	-
15:17	0.0	0.0	15:17	0.0	0.0	-
15:18	0.0	0.0	15:18	0.0	0.0	-
15:19	0.0	0.0	15:19	0.0	0.0	-
15:20	0.0	0.0	15:20	0.0	0.0	-
15:21	0.0	0.0	15:21	0.0	0.0	-
15:22	0.0	0.0	15:22	0.0	0.0	-
15:23	0.0	0.0	15:23	0.0	0.0	-
15:24	0.0	0.0	15:24	0.0	0.0	-

SESI CONSULTING ENGINEERS

959 US-46 Floor 3, Suite 300 - Parsippany-Troy Hills, NJ

DAILY AIR MONITORING REPORT
150 Westchester Avenue
Port Chester, New York

11/26/2024

Rev. No. 0 | Page 1 of 2

Project Number: 11895A

Dust Action Level: 150 µg/m^3

VOC Action Level: 5 ppm

Weather Data Range for Work Day		Wind Direction	ESE	Relative Humidity (%)	84.0 - 92.0	Daily Rain Total (in)	0.13	Readings in the summary table and graphs below are the reported downwind concentrations.
Temperature (°F)	50.0 - 55.0	Wind Speed (MPH)	1.7 - 7.2	Barometer (inHg)	29.80 - 29.90	Avg. Dew Point Temp (°F)	49.8	

Station Location	Daily Avg. Dust Concentration (µg/m^3)	Max 15-Min Dust Concentration (µg/m^3)	Time of Max Dust Reading	Daily Avg. VOC Concentration (ppm)	Max 15-Min VOC Concentration (ppm)	Time of Max VOC Reading
Upwind	46.6	131.4	11:00	0.0	0.0	7:54
Downwind	35.4	70.5	11:48	0.0	0.0	7:54

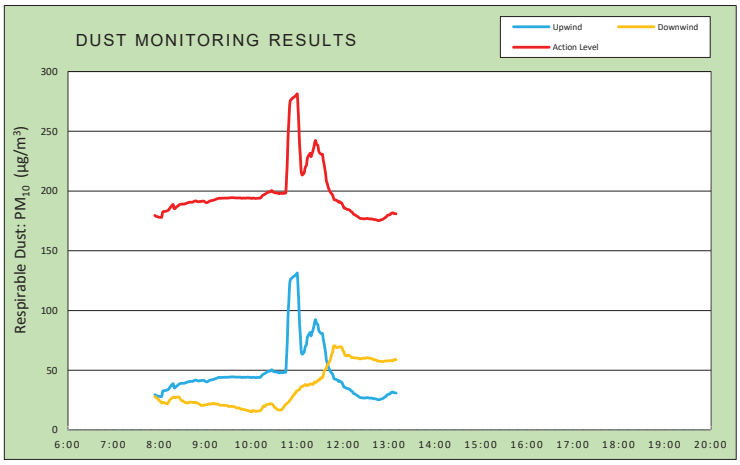

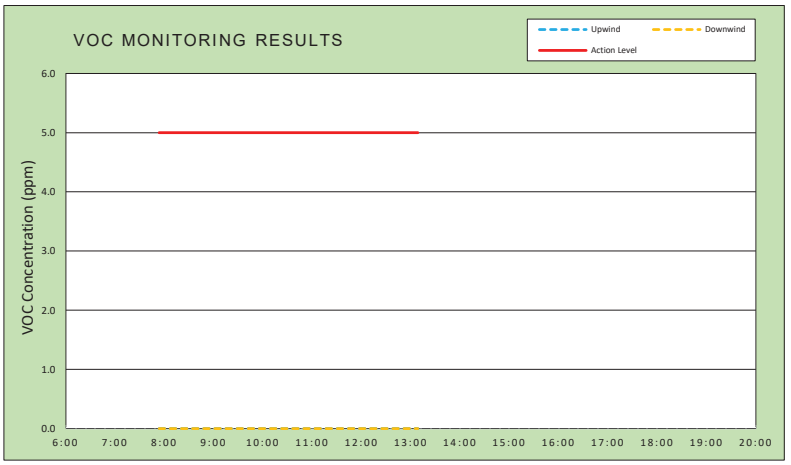

Air Monitoring Notes:

Weather Notes:

EMILCOTT
A Triumvirate Environmental Company

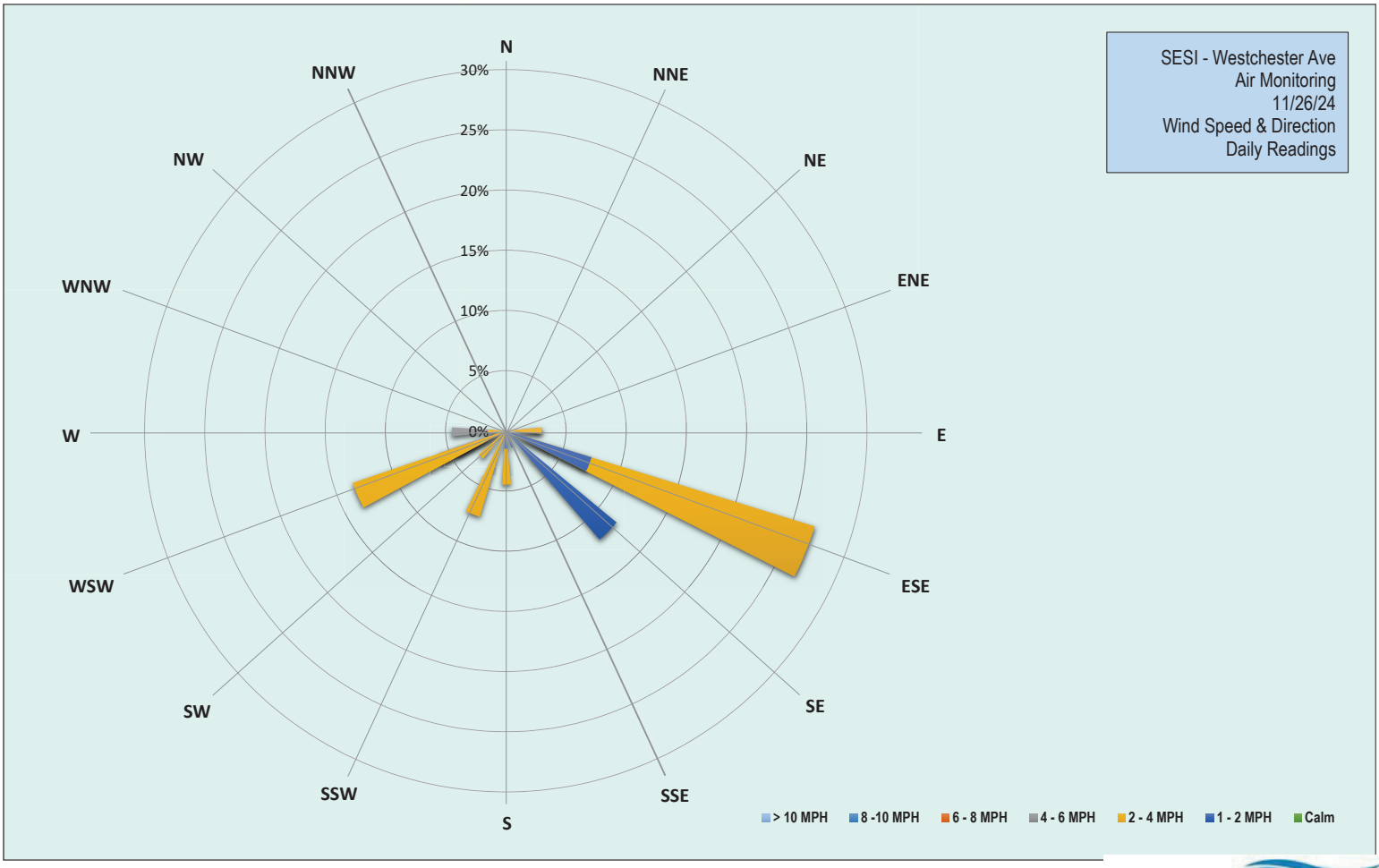

EMILCOTT
A Triumvirate Environmental Company

Grand Union Bowling Alley Site
BCP #360222
150 Westchester Avenue, Port Chester
November 26, 2024

Tuesday, November 26, 2024						
Number of Instances Where Downwind Particulates Exceeds Upwind Particulate + 150 =						0
Number of Comparable Data Points =						316
Start Time:						7:39
End Time:						13:09
PARTICULATE DATA						
Upwind			Downwind			Exceeds Particulate Alarm Limit
Time	Concentration (ug/m^3)	15-Min Avg Concentration (ug/m^3)	Time	Concentration (ug/m^3)	15-Min Avg Concentration (ug/m^3)	
7:39	30.5	-	7:39	30.5	-	-
7:40	35.7	-	7:40	29.8	-	-
7:41	31.5	-	7:41	29.3	-	-
7:42	30.8	-	7:42	26.5	-	-
7:43	30.0	-	7:43	25.5	-	-
7:44	29.8	-	7:44	33.3	-	-
7:45	29.0	-	7:45	31.3	-	-
7:46	28.3	-	7:46	23.0	-	-
7:47	29.5	-	7:47	28.0	-	-
7:48	32.3	-	7:48	36.8	-	-
7:49	28.0	-	7:49	25.8	-	-
7:50	29.3	-	7:50	20.8	-	-
7:51	27.0	-	7:51	31.8	-	-
7:52	27.8	-	7:52	27.3	-	-
7:53	27.5	-	7:53	22.8	-	-
7:54	27.5	29.6	7:54	28.0	28.0	-
7:55	27.3	29.0	7:55	22.5	27.5	-
7:56	28.5	28.8	7:56	21.0	26.9	-
7:57	27.5	28.6	7:57	19.5	26.5	-
7:58	26.0	28.3	7:58	18.5	26.0	-
7:59	27.3	28.2	7:59	21.0	25.2	-
8:00	27.0	28.0	8:00	18.0	24.3	-
8:01	28.5	28.1	8:01	18.8	24.0	-
8:02	27.8	27.9	8:02	19.8	23.5	-
8:03	33.8	28.0	8:03	24.0	22.6	-
8:04	87.3	32.0	8:04	26.0	22.6	-
8:05	41.3	32.8	8:05	28.8	23.2	-
8:06	28.3	32.9	8:06	28.0	22.9	-
8:07	28.0	32.9	8:07	20.3	22.5	-
8:08	29.5	33.0	8:08	20.5	22.3	-
8:09	30.5	33.2	8:09	25.3	22.1	-
8:10	31.0	33.5	8:10	19.8	21.9	-
8:11	32.3	33.7	8:11	25.3	22.2	-
8:12	34.8	34.2	8:12	41.0	23.7	-
8:13	40.5	35.2	8:13	34.0	24.7	-
8:14	39.5	36.0	8:14	33.0	25.5	-
8:15	40.5	36.9	8:15	25.8	26.0	-
8:16	40.0	37.7	8:16	26.3	26.5	-
8:17	38.5	38.4	8:17	28.5	27.1	-
8:18	38.8	38.7	8:18	26.5	27.3	-
8:19	37.8	35.4	8:19	31.3	27.6	-
8:20	38.5	35.2	8:20	22.8	27.2	-

Grand Union Bowling Alley Site
BCP #360222
150 Westchester Avenue, Port Chester
November 26, 2024

PARTICULATE DATA						
Upwind			Downwind			Exceeds Particulate Alarm Limit
Time	Concentration (ug/m^3)	15-Min Avg Concentration (ug/m^3)	Time	Concentration (ug/m^3)	15-Min Avg Concentration (ug/m^3)	
8:21	37.5	35.8	8:21	24.5	27.0	-
8:22	36.8	36.4	8:22	26.0	27.4	-
8:23	38.0	37.0	8:23	24.0	27.6	-
8:24	37.8	37.5	8:24	23.8	27.5	-
8:25	39.0	38.0	8:25	20.0	27.5	-
8:26	40.8	38.6	8:26	20.8	27.2	-
8:27	39.5	38.9	8:27	23.0	26.0	-
8:28	41.0	38.9	8:28	22.0	25.2	-
8:29	40.8	39.0	8:29	23.3	24.6	-
8:30	42.0	39.1	8:30	24.5	24.5	-
8:31	39.0	39.0	8:31	20.8	24.1	-
8:32	39.3	39.1	8:32	19.8	23.5	-
8:33	40.0	39.2	8:33	24.5	23.4	-
8:34	43.3	39.5	8:34	20.8	22.7	-
8:35	40.0	39.6	8:35	24.3	22.8	-
8:36	42.5	40.0	8:36	24.0	22.8	-
8:37	40.5	40.2	8:37	24.0	22.6	-
8:38	39.5	40.3	8:38	26.0	22.8	-
8:39	42.0	40.6	8:39	29.8	23.2	-
8:40	40.0	40.7	8:40	22.0	23.3	-
8:41	39.8	40.6	8:41	22.0	23.4	-
8:42	40.0	40.6	8:42	19.8	23.2	-
8:43	40.0	40.6	8:43	21.3	23.1	-
8:44	46.5	41.0	8:44	22.8	23.1	-
8:45	45.8	41.2	8:45	22.0	22.9	-
8:46	45.0	41.6	8:46	21.8	23.0	-
8:47	41.0	41.7	8:47	22.5	23.2	-
8:48	38.8	41.6	8:48	19.0	22.8	-
8:49	37.5	41.3	8:49	18.8	22.7	-
8:50	38.8	41.2	8:50	20.0	22.4	-
8:51	39.5	41.0	8:51	19.5	22.1	-
8:52	42.5	41.1	8:52	19.0	21.7	-
8:53	42.8	41.3	8:53	19.5	21.3	-
8:54	41.0	41.3	8:54	19.8	20.6	-
8:55	42.5	41.4	8:55	20.5	20.5	-
8:56	41.0	41.5	8:56	22.3	20.6	-
8:57	40.5	41.5	8:57	20.0	20.6	-
8:58	40.0	41.5	8:58	26.3	20.9	-
8:59	39.0	41.0	8:59	21.3	20.8	-
9:00	39.8	40.6	9:00	24.0	20.9	-
9:01	40.3	40.3	9:01	26.3	21.2	-
9:02	40.3	40.3	9:02	21.3	21.2	-
9:03	42.3	40.5	9:03	20.8	21.3	-
9:04	44.3	41.0	9:04	26.8	21.8	-
9:05	45.0	41.4	9:05	18.8	21.7	-
9:06	45.3	41.8	9:06	18.5	21.7	-
9:07	43.8	41.8	9:07	19.8	21.7	-
9:08	44.0	41.9	9:08	19.3	21.7	-

Grand Union Bowling Alley Site
BCP #360222
150 Westchester Avenue, Port Chester
November 26, 2024

PARTICULATE DATA						
Upwind			Downwind			Exceeds Particulate Alarm Limit
Time	Concentration (ug/m^3)	15-Min Avg Concentration (ug/m^3)	Time	Concentration (ug/m^3)	15-Min Avg Concentration (ug/m^3)	
9:09	44.3	42.1	9:09	24.8	22.0	-
9:10	43.8	42.2	9:10	24.5	22.3	-
9:11	43.5	42.4	9:11	19.0	22.1	-
9:12	44.3	42.6	9:12	18.8	22.0	-
9:13	43.8	42.9	9:13	22.0	21.7	-
9:14	43.3	43.2	9:14	19.5	21.6	-
9:15	43.5	43.4	9:15	28.0	21.9	-
9:16	42.8	43.6	9:16	22.3	21.6	-
9:17	45.0	43.9	9:17	18.5	21.4	-
9:18	43.8	44.0	9:18	18.3	21.2	-
9:19	43.8	44.0	9:19	18.3	20.7	-
9:20	43.8	43.9	9:20	18.3	20.6	-
9:21	45.5	43.9	9:21	19.0	20.7	-
9:22	46.0	44.1	9:22	20.3	20.7	-
9:23	44.0	44.1	9:23	19.5	20.7	-
9:24	44.3	44.1	9:24	23.3	20.6	-
9:25	44.3	44.1	9:25	24.3	20.6	-
9:26	44.3	44.1	9:26	20.3	20.7	-
9:27	43.8	44.1	9:27	18.3	20.7	-
9:28	43.0	44.1	9:28	19.0	20.5	-
9:29	43.8	44.1	9:29	17.8	20.3	-
9:30	44.5	44.2	9:30	18.5	19.7	-
9:31	44.5	44.3	9:31	21.3	19.6	-
9:32	46.0	44.3	9:32	18.5	19.6	-
9:33	43.8	44.3	9:33	19.8	19.7	-
9:34	44.8	44.4	9:34	19.8	19.8	-
9:35	44.8	44.5	9:35	17.3	19.8	-
9:36	45.3	44.5	9:36	17.8	19.7	-
9:37	44.3	44.3	9:37	17.3	19.5	-
9:38	44.0	44.3	9:38	18.3	19.4	-
9:39	43.5	44.3	9:39	19.5	19.2	-
9:40	43.3	44.2	9:40	16.5	18.6	-
9:41	44.0	44.2	9:41	17.3	18.4	-
9:42	44.0	44.2	9:42	17.0	18.4	-
9:43	43.0	44.2	9:43	20.0	18.4	-
9:44	43.5	44.2	9:44	17.0	18.4	-
9:45	46.0	44.3	9:45	14.3	18.1	-
9:46	42.8	44.2	9:46	14.0	17.6	-
9:47	42.5	44.0	9:47	15.5	17.4	-
9:48	44.0	44.0	9:48	21.8	17.5	-
9:49	46.8	44.1	9:49	14.8	17.2	-
9:50	45.5	44.2	9:50	16.3	17.1	-
9:51	43.8	44.1	9:51	16.5	17.1	-
9:52	43.5	44.0	9:52	14.0	16.8	-
9:53	45.0	44.1	9:53	17.0	16.8	-
9:54	45.3	44.2	9:54	14.8	16.4	-
9:55	43.5	44.2	9:55	14.5	16.3	-
9:56	43.5	44.2	9:56	15.0	16.2	-

Grand Union Bowling Alley Site
BCP #360222
150 Westchester Avenue, Port Chester
November 26, 2024

PARTICULATE DATA						
Upwind			Downwind			Exceeds Particulate Alarm Limit
Time	Concentration (ug/m^3)	15-Min Avg Concentration (ug/m^3)	Time	Concentration (ug/m^3)	15-Min Avg Concentration (ug/m^3)	
9:57	42.8	44.1	9:57	13.5	15.9	-
9:58	43.3	44.1	9:58	15.3	15.6	-
9:59	42.8	44.1	9:59	13.3	15.4	-
10:00	42.8	43.8	10:00	13.3	15.3	-
10:01	44.0	43.9	10:01	14.3	15.3	-
10:02	44.5	44.1	10:02	31.8	16.4	-
10:03	45.0	44.1	10:03	15.0	15.9	-
10:04	44.0	43.9	10:04	14.3	15.9	-
10:05	43.5	43.8	10:05	14.0	15.8	-
10:06	44.3	43.8	10:06	14.5	15.6	-
10:07	44.8	43.9	10:07	16.0	15.8	-
10:08	45.3	43.9	10:08	17.3	15.8	-
10:09	46.0	44.0	10:09	16.3	15.9	-
10:10	44.0	44.0	10:10	15.8	16.0	-
10:11	44.0	44.1	10:11	16.0	16.0	-
10:12	44.5	44.2	10:12	17.5	16.3	-
10:13	56.5	45.1	10:13	26.0	17.0	-
10:14	54.3	45.8	10:14	28.3	18.0	-
10:15	51.5	46.4	10:15	30.5	19.2	-
10:16	48.0	46.7	10:16	27.8	20.1	-
10:17	51.0	47.1	10:17	22.3	19.4	-
10:18	50.3	47.5	10:18	26.5	20.2	-
10:19	50.0	47.9	10:19	24.5	20.9	-
10:20	50.5	48.3	10:20	20.0	21.3	-
10:21	53.5	48.9	10:21	17.0	21.4	-
10:22	45.5	49.0	10:22	16.0	21.4	-
10:23	48.3	49.2	10:23	18.3	21.5	-
10:24	47.3	49.3	10:24	18.0	21.6	-
10:25	46.0	49.4	10:25	21.0	22.0	-
10:26	57.0	50.3	10:26	16.3	22.0	-
10:27	45.3	50.3	10:27	14.3	21.8	-
10:28	44.0	49.5	10:28	14.8	21.0	-
10:29	46.3	49.0	10:29	15.3	20.2	-
10:30	47.5	48.7	10:30	16.5	19.2	-
10:31	46.3	48.6	10:31	18.3	18.6	-
10:32	49.0	48.4	10:32	18.8	18.4	-
10:33	49.8	48.4	10:33	16.0	17.7	-
10:34	50.0	48.4	10:34	16.0	17.1	-
10:35	47.0	48.2	10:35	15.8	16.8	-
10:36	46.0	47.7	10:36	15.8	16.7	-
10:37	53.8	48.2	10:37	16.3	16.7	-
10:38	46.5	48.1	10:38	18.0	16.7	-
10:39	48.5	48.2	10:39	20.8	16.9	-
10:40	50.0	48.5	10:40	23.3	17.1	-
10:41	48.8	47.9	10:41	32.3	18.1	-
10:42	47.5	48.1	10:42	24.5	18.8	-
10:43	46.5	48.2	10:43	30.8	19.9	-
10:44	47.3	48.3	10:44	26.0	20.6	-

Grand Union Bowling Alley Site
BCP #360222
150 Westchester Avenue, Port Chester
November 26, 2024

PARTICULATE DATA						
Upwind			Downwind			Exceeds Particulate Alarm Limit
Time	Concentration (ug/m^3)	15-Min Avg Concentration (ug/m^3)	Time	Concentration (ug/m^3)	15-Min Avg Concentration (ug/m^3)	
10:45	47.8	48.3	10:45	29.8	21.5	-
10:46	234.8	60.9	10:46	22.5	21.8	-
10:47	260.3	75.0	10:47	29.8	22.5	-
10:48	366.3	96.1	10:48	24.8	23.1	-
10:49	228.8	108.0	10:49	24.8	23.7	-
10:50	245.3	121.2	10:50	27.3	24.4	-
10:51	116.8	125.9	10:51	30.3	25.4	-
10:52	62.3	126.5	10:52	26.5	26.1	-
10:53	58.0	127.2	10:53	36.5	27.3	-
10:54	57.3	127.8	10:54	34.0	28.2	-
10:55	58.8	128.4	10:55	38.0	29.2	-
10:56	52.3	128.6	10:56	37.3	29.5	-
10:57	58.3	129.4	10:57	46.5	31.0	-
10:58	53.5	129.8	10:58	32.3	31.1	-
10:59	55.3	130.4	10:59	48.0	32.5	-
11:00	63.5	131.4	11:00	34.3	32.8	-
11:01	56.3	119.5	11:01	27.5	33.2	-
11:02	57.0	106.0	11:02	32.5	33.4	-
11:03	110.5	88.9	11:03	35.8	34.1	-
11:04	85.5	79.4	11:04	40.3	35.1	-
11:05	61.3	67.1	11:05	42.3	36.1	-
11:06	66.5	63.7	11:06	33.0	36.3	-
11:07	58.3	63.5	11:07	30.5	36.6	-
11:08	79.3	64.9	11:08	39.3	36.8	-
11:09	59.8	65.1	11:09	45.0	37.5	-
11:10	111.0	68.5	11:10	45.0	38.0	-
11:11	82.3	70.5	11:11	37.0	37.9	-
11:12	75.3	71.7	11:12	33.3	37.1	-
11:13	131.3	76.9	11:13	40.0	37.6	-
11:14	84.8	78.8	11:14	47.8	37.6	-
11:15	80.3	79.9	11:15	32.0	37.4	-
11:16	68.3	80.7	11:16	38.5	38.1	-
11:17	71.0	81.7	11:17	39.5	38.6	-
11:18	65.8	78.7	11:18	34.8	38.5	-
11:19	124.5	81.3	11:19	37.5	38.4	-
11:20	78.8	82.5	11:20	37.0	38.0	-
11:21	104.8	85.0	11:21	37.0	38.3	-
11:22	97.8	87.6	11:22	56.3	40.0	-
11:23	132.0	91.2	11:23	39.0	40.0	-
11:24	77.3	92.3	11:24	45.0	40.0	-
11:25	68.0	89.5	11:25	45.3	40.0	-
11:26	71.5	88.7	11:26	48.5	40.8	-
11:27	62.5	87.9	11:27	41.5	41.3	-
11:28	67.0	83.6	11:28	51.5	42.1	-
11:29	63.8	82.2	11:29	45.0	41.9	-
11:30	68.8	81.4	11:30	45.5	42.8	-
11:31	61.0	81.0	11:31	51.8	43.7	-
11:32	66.8	80.7	11:32	37.8	43.6	-

Grand Union Bowling Alley Site
BCP #360222
150 Westchester Avenue, Port Chester
November 26, 2024

PARTICULATE DATA						
Upwind			Downwind			Exceeds Particulate Alarm Limit
Time	Concentration (ug/m^3)	15-Min Avg Concentration (ug/m^3)	Time	Concentration (ug/m^3)	15-Min Avg Concentration (ug/m^3)	
11:33	66.8	80.7	11:33	39.5	43.9	-
11:34	45.5	75.5	11:34	67.0	45.8	-
11:35	38.5	72.8	11:35	77.8	48.6	-
11:36	40.0	68.5	11:36	63.3	50.3	-
11:37	40.0	64.6	11:37	61.8	50.7	-
11:38	39.5	58.5	11:38	62.0	52.2	-
11:39	50.5	56.7	11:39	66.5	53.6	-
11:40	31.3	54.2	11:40	65.3	55.0	-
11:41	40.0	52.1	11:41	60.5	55.8	-
11:42	41.3	50.7	11:42	63.8	57.3	-
11:43	45.0	49.2	11:43	66.0	58.2	-
11:44	52.3	48.5	11:44	83.3	60.8	-
11:45	53.5	47.5	11:45	88.3	63.6	-
11:46	53.8	47.0	11:46	64.3	64.5	-
11:47	35.3	44.9	11:47	102.3	68.8	-
11:48	39.0	43.0	11:48	65.8	70.5	-
11:49	38.0	42.5	11:49	63.5	70.3	-
11:50	39.3	42.6	11:50	63.0	69.3	-
11:51	35.3	42.3	11:51	61.0	69.1	-
11:52	35.3	41.9	11:52	60.3	69.0	-
11:53	33.0	41.5	11:53	66.3	69.3	-
11:54	36.5	40.6	11:54	64.0	69.2	-
11:55	39.8	41.1	11:55	70.0	69.5	-
11:56	34.5	40.8	11:56	65.0	69.8	-
11:57	31.3	40.1	11:57	60.8	69.6	-
11:58	42.8	40.0	11:58	60.5	69.2	-
11:59	35.0	38.8	11:59	59.8	67.6	-
12:00	31.0	37.3	12:00	60.8	65.8	-
12:01	31.5	35.8	12:01	60.5	65.6	-
12:02	35.3	35.8	12:02	60.0	62.7	-
12:03	32.5	35.4	12:03	59.3	62.3	-
12:04	33.3	35.1	12:04	61.5	62.2	-
12:05	33.0	34.7	12:05	60.5	62.0	-
12:06	34.3	34.6	12:06	68.5	62.5	-
12:07	33.3	34.5	12:07	62.3	62.6	-
12:08	29.8	34.2	12:08	58.8	62.1	-
12:09	28.8	33.7	12:09	60.5	61.9	-
12:10	27.8	32.9	12:10	58.5	61.1	-
12:11	28.0	32.5	12:11	58.5	60.7	-
12:12	25.5	32.1	12:12	58.5	60.6	-
12:13	25.5	31.0	12:13	59.3	60.5	-
12:14	26.8	30.4	12:14	60.0	60.5	-
12:15	28.5	30.2	12:15	58.8	60.4	-
12:16	25.3	29.8	12:16	58.5	60.2	-
12:17	27.0	29.3	12:17	60.0	60.2	-
12:18	27.5	28.9	12:18	60.5	60.3	-
12:19	27.3	28.5	12:19	59.5	60.2	-
12:20	25.8	28.1	12:20	60.8	60.2	-

Grand Union Bowling Alley Site
BCP #360222
150 Westchester Avenue, Port Chester
November 26, 2024

PARTICULATE DATA						
Upwind			Downwind			Exceeds Particulate Alarm Limit
Time	Concentration (ug/m^3)	15-Min Avg Concentration (ug/m^3)	Time	Concentration (ug/m^3)	15-Min Avg Concentration (ug/m^3)	
12:21	26.3	27.5	12:21	60.3	59.6	-
12:22	28.0	27.2	12:22	60.0	59.5	-
12:23	28.5	27.1	12:23	60.5	59.6	-
12:24	25.8	26.9	12:24	65.8	60.0	-
12:25	27.3	26.9	12:25	59.0	60.0	-
12:26	27.3	26.8	12:26	58.5	60.0	-
12:27	25.0	26.8	12:27	58.3	60.0	-
12:28	25.0	26.7	12:28	59.5	60.0	-
12:29	27.8	26.8	12:29	61.3	60.1	-
12:30	29.8	26.9	12:30	64.8	60.5	-
12:31	27.5	27.0	12:31	58.3	60.5	-
12:32	26.8	27.0	12:32	58.5	60.4	-
12:33	24.8	26.8	12:33	58.8	60.2	-
12:34	24.5	26.7	12:34	58.5	60.2	-
12:35	25.0	26.6	12:35	58.8	60.0	-
12:36	28.5	26.8	12:36	58.5	59.9	-
12:37	27.3	26.7	12:37	57.3	59.7	-
12:38	23.5	26.4	12:38	57.5	59.5	-
12:39	25.8	26.4	12:39	57.0	59.0	-
12:40	25.8	26.3	12:40	57.3	58.8	-
12:41	23.5	26.0	12:41	57.0	58.7	-
12:42	25.0	26.0	12:42	57.3	58.7	-
12:43	23.3	25.9	12:43	56.8	58.5	-
12:44	24.5	25.7	12:44	57.0	58.2	-
12:45	24.5	25.3	12:45	56.5	57.7	-
12:46	27.8	25.4	12:46	57.5	57.6	-
12:47	25.8	25.3	12:47	57.3	57.5	-
12:48	28.0	25.5	12:48	57.5	57.4	-
12:49	30.0	25.9	12:49	57.8	57.4	-
12:50	26.3	26.0	12:50	57.8	57.3	-
12:51	32.0	26.2	12:51	57.3	57.2	-
12:52	31.0	26.4	12:52	57.5	57.3	-
12:53	29.8	26.9	12:53	59.8	57.4	-
12:54	34.0	27.4	12:54	59.0	57.5	-
12:55	33.0	27.9	12:55	59.8	57.7	-
12:56	27.5	28.2	12:56	58.3	57.8	-
12:57	39.5	29.1	12:57	57.3	57.8	-
12:58	30.8	29.6	12:58	57.8	57.9	-
12:59	27.3	29.8	12:59	57.0	57.9	-
13:00	28.0	30.0	13:00	57.8	57.9	-
13:01	28.8	30.1	13:01	57.8	58.0	-
13:02	37.5	30.9	13:02	59.5	58.1	-
13:03	36.8	31.5	13:03	57.5	58.1	-
13:04	31.8	31.6	13:04	58.0	58.1	-
13:05	28.8	31.8	13:05	53.0	57.8	-
13:06	24.0	31.2	13:06	70.3	58.7	-
13:07	29.3	31.1	13:07	63.5	59.1	-
13:08	29.3	31.1	13:08	56.0	58.8	-

Grand Union Bowling Alley Site
BCP #360222
150 Westchester Avenue, Port Chester
November 26, 2024

PARTICULATE DATA						
Upwind			Downwind			Exceeds Particulate Alarm Limit
Time	Concentration (ug/m^3)	15-Min Avg Concentration (ug/m^3)	Time	Concentration (ug/m^3)	15-Min Avg Concentration (ug/m^3)	
13:09	31.8	30.9	13:09	59.3	58.8	-

Grand Union Bowling Alley Site
BCP #360222
150 Westchester Avenue, Port Chester
November 26, 2024

Tuesday, November 26, 2024						
					Number of Instances Where Downwind VOCs Exceeds Upwind VOCs + 5 =	0
					Number of Comparable Data Points =	316
					Start Time:	7:39
					End Time:	13:09
PID DATA						
Upwind			Downwind			
Time	Concentration (ppm)	15-Min Avg Concentration (ppm)	Time	Concentration (ppm)	15-Min Avg Concentration (ppm)	Exceeds VOC Alarm Limit
7:39	0.0	-	7:39	0.0	-	-
7:40	0.0	-	7:40	0.0	-	-
7:41	0.0	-	7:41	0.0	-	-
7:42	0.0	-	7:42	0.0	-	-
7:43	0.0	-	7:43	0.0	-	-
7:44	0.0	-	7:44	0.0	-	-
7:45	0.0	-	7:45	0.0	-	-
7:46	0.0	-	7:46	0.0	-	-
7:47	0.0	-	7:47	0.0	-	-
7:48	0.0	-	7:48	0.0	-	-
7:49	0.0	-	7:49	0.0	-	-
7:50	0.0	-	7:50	0.0	-	-
7:51	0.0	-	7:51	0.0	-	-
7:52	0.0	-	7:52	0.0	-	-
7:53	0.0	-	7:53	0.0	-	-
7:54	0.0	0.0	7:54	0.0	0.0	-
7:55	0.0	0.0	7:55	0.0	0.0	-
7:56	0.0	0.0	7:56	0.0	0.0	-
7:57	0.0	0.0	7:57	0.0	0.0	-
7:58	0.0	0.0	7:58	0.0	0.0	-
7:59	0.0	0.0	7:59	0.0	0.0	-
8:00	0.0	0.0	8:00	0.0	0.0	-
8:01	0.0	0.0	8:01	0.0	0.0	-
8:02	0.0	0.0	8:02	0.0	0.0	-
8:03	0.0	0.0	8:03	0.0	0.0	-
8:04	0.0	0.0	8:04	0.0	0.0	-
8:05	0.0	0.0	8:05	0.0	0.0	-
8:06	0.0	0.0	8:06	0.0	0.0	-
8:07	0.0	0.0	8:07	0.0	0.0	-
8:08	0.0	0.0	8:08	0.0	0.0	-
8:09	0.0	0.0	8:09	0.0	0.0	-
8:10	0.0	0.0	8:10	0.0	0.0	-
8:11	0.0	0.0	8:11	0.0	0.0	-
8:12	0.0	0.0	8:12	0.0	0.0	-
8:13	0.0	0.0	8:13	0.0	0.0	-
8:14	0.0	0.0	8:14	0.0	0.0	-
8:15	0.0	0.0	8:15	0.0	0.0	-
8:16	0.0	0.0	8:16	0.0	0.0	-
8:17	0.0	0.0	8:17	0.0	0.0	-
8:18	0.0	0.0	8:18	0.0	0.0	-
8:19	0.0	0.0	8:19	0.0	0.0	-
8:20	0.0	0.0	8:20	0.0	0.0	-

Grand Union Bowling Alley Site
BCP #360222
150 Westchester Avenue, Port Chester
November 26, 2024

PID DATA						
Upwind			Downwind			
Time	Concentration (ppm)	15-Min Avg Concentration (ppm)	Time	Concentration (ppm)	15-Min Avg Concentration (ppm)	Exceeds VOC Alarm Limit
8:21	0.0	0.0	8:21	0.0	0.0	-
8:22	0.0	0.0	8:22	0.0	0.0	-
8:23	0.0	0.0	8:23	0.0	0.0	-
8:24	0.0	0.0	8:24	0.0	0.0	-
8:25	0.0	0.0	8:25	0.0	0.0	-
8:26	0.0	0.0	8:26	0.0	0.0	-
8:27	0.0	0.0	8:27	0.0	0.0	-
8:28	0.0	0.0	8:28	0.0	0.0	-
8:29	0.0	0.0	8:29	0.0	0.0	-
8:30	0.0	0.0	8:30	0.0	0.0	-
8:31	0.0	0.0	8:31	0.0	0.0	-
8:32	0.0	0.0	8:32	0.0	0.0	-
8:33	0.0	0.0	8:33	0.0	0.0	-
8:34	0.0	0.0	8:34	0.0	0.0	-
8:35	0.0	0.0	8:35	0.0	0.0	-
8:36	0.0	0.0	8:36	0.0	0.0	-
8:37	0.0	0.0	8:37	0.0	0.0	-
8:38	0.0	0.0	8:38	0.0	0.0	-
8:39	0.0	0.0	8:39	0.0	0.0	-
8:40	0.0	0.0	8:40	0.0	0.0	-
8:41	0.0	0.0	8:41	0.0	0.0	-
8:42	0.0	0.0	8:42	0.0	0.0	-
8:43	0.0	0.0	8:43	0.0	0.0	-
8:44	0.0	0.0	8:44	0.0	0.0	-
8:45	0.0	0.0	8:45	0.0	0.0	-
8:46	0.0	0.0	8:46	0.0	0.0	-
8:47	0.0	0.0	8:47	0.0	0.0	-
8:48	0.0	0.0	8:48	0.0	0.0	-
8:49	0.0	0.0	8:49	0.0	0.0	-
8:50	0.0	0.0	8:50	0.0	0.0	-
8:51	0.0	0.0	8:51	0.0	0.0	-
8:52	0.0	0.0	8:52	0.0	0.0	-
8:53	0.0	0.0	8:53	0.0	0.0	-
8:54	0.0	0.0	8:54	0.0	0.0	-
8:55	0.0	0.0	8:55	0.0	0.0	-
8:56	0.0	0.0	8:56	0.0	0.0	-
8:57	0.0	0.0	8:57	0.0	0.0	-
8:58	0.0	0.0	8:58	0.0	0.0	-
8:59	0.0	0.0	8:59	0.0	0.0	-
9:00	0.0	0.0	9:00	0.0	0.0	-
9:01	0.0	0.0	9:01	0.0	0.0	-
9:02	0.0	0.0	9:02	0.0	0.0	-
9:03	0.0	0.0	9:03	0.0	0.0	-
9:04	0.0	0.0	9:04	0.0	0.0	-
9:05	0.0	0.0	9:05	0.0	0.0	-
9:06	0.0	0.0	9:06	0.0	0.0	-
9:07	0.0	0.0	9:07	0.0	0.0	-
9:08	0.0	0.0	9:08	0.0	0.0	-

Grand Union Bowling Alley Site
BCP #360222
150 Westchester Avenue, Port Chester
November 26, 2024

PID DATA						
Upwind			Downwind			
Time	Concentration (ppm)	15-Min Avg Concentration (ppm)	Time	Concentration (ppm)	15-Min Avg Concentration (ppm)	Exceeds VOC Alarm Limit
9:09	0.0	0.0	9:09	0.0	0.0	-
9:10	0.0	0.0	9:10	0.0	0.0	-
9:11	0.0	0.0	9:11	0.0	0.0	-
9:12	0.0	0.0	9:12	0.0	0.0	-
9:13	0.0	0.0	9:13	0.0	0.0	-
9:14	0.0	0.0	9:14	0.0	0.0	-
9:15	0.0	0.0	9:15	0.0	0.0	-
9:16	0.0	0.0	9:16	0.0	0.0	-
9:17	0.0	0.0	9:17	0.0	0.0	-
9:18	0.0	0.0	9:18	0.0	0.0	-
9:19	0.0	0.0	9:19	0.0	0.0	-
9:20	0.0	0.0	9:20	0.0	0.0	-
9:21	0.0	0.0	9:21	0.0	0.0	-
9:22	0.0	0.0	9:22	0.0	0.0	-
9:23	0.0	0.0	9:23	0.0	0.0	-
9:24	0.0	0.0	9:24	0.0	0.0	-
9:25	0.0	0.0	9:25	0.0	0.0	-
9:26	0.0	0.0	9:26	0.0	0.0	-
9:27	0.0	0.0	9:27	0.0	0.0	-
9:28	0.0	0.0	9:28	0.0	0.0	-
9:29	0.0	0.0	9:29	0.0	0.0	-
9:30	0.0	0.0	9:30	0.0	0.0	-
9:31	0.0	0.0	9:31	0.0	0.0	-
9:32	0.0	0.0	9:32	0.0	0.0	-
9:33	0.0	0.0	9:33	0.0	0.0	-
9:34	0.0	0.0	9:34	0.0	0.0	-
9:35	0.0	0.0	9:35	0.0	0.0	-
9:36	0.0	0.0	9:36	0.0	0.0	-
9:37	0.0	0.0	9:37	0.0	0.0	-
9:38	0.0	0.0	9:38	0.0	0.0	-
9:39	0.0	0.0	9:39	0.0	0.0	-
9:40	0.0	0.0	9:40	0.0	0.0	-
9:41	0.0	0.0	9:41	0.0	0.0	-
9:42	0.0	0.0	9:42	0.0	0.0	-
9:43	0.0	0.0	9:43	0.0	0.0	-
9:44	0.0	0.0	9:44	0.0	0.0	-
9:45	0.0	0.0	9:45	0.0	0.0	-
9:46	0.0	0.0	9:46	0.0	0.0	-
9:47	0.0	0.0	9:47	0.0	0.0	-
9:48	0.0	0.0	9:48	0.0	0.0	-
9:49	0.0	0.0	9:49	0.0	0.0	-
9:50	0.0	0.0	9:50	0.0	0.0	-
9:51	0.0	0.0	9:51	0.0	0.0	-
9:52	0.0	0.0	9:52	0.0	0.0	-
9:53	0.0	0.0	9:53	0.0	0.0	-
9:54	0.0	0.0	9:54	0.0	0.0	-
9:55	0.0	0.0	9:55	0.0	0.0	-
9:56	0.0	0.0	9:56	0.0	0.0	-

Grand Union Bowling Alley Site
BCP #360222
150 Westchester Avenue, Port Chester
November 26, 2024

PID DATA						
Upwind			Downwind			
Time	Concentration (ppm)	15-Min Avg Concentration (ppm)	Time	Concentration (ppm)	15-Min Avg Concentration (ppm)	Exceeds VOC Alarm Limit
9:57	0.0	0.0	9:57	0.0	0.0	-
9:58	0.0	0.0	9:58	0.0	0.0	-
9:59	0.0	0.0	9:59	0.0	0.0	-
10:00	0.0	0.0	10:00	0.0	0.0	-
10:01	0.0	0.0	10:01	0.0	0.0	-
10:02	0.0	0.0	10:02	0.0	0.0	-
10:03	0.0	0.0	10:03	0.0	0.0	-
10:04	0.0	0.0	10:04	0.0	0.0	-
10:05	0.0	0.0	10:05	0.0	0.0	-
10:06	0.0	0.0	10:06	0.0	0.0	-
10:07	0.0	0.0	10:07	0.0	0.0	-
10:08	0.0	0.0	10:08	0.0	0.0	-
10:09	0.0	0.0	10:09	0.0	0.0	-
10:10	0.0	0.0	10:10	0.0	0.0	-
10:11	0.0	0.0	10:11	0.0	0.0	-
10:12	0.0	0.0	10:12	0.0	0.0	-
10:13	0.0	0.0	10:13	0.0	0.0	-
10:14	0.0	0.0	10:14	0.0	0.0	-
10:15	0.0	0.0	10:15	0.0	0.0	-
10:16	0.0	0.0	10:16	0.0	0.0	-
10:17	0.0	0.0	10:17	0.0	0.0	-
10:18	0.0	0.0	10:18	0.0	0.0	-
10:19	0.0	0.0	10:19	0.0	0.0	-
10:20	0.0	0.0	10:20	0.0	0.0	-
10:21	0.0	0.0	10:21	0.0	0.0	-
10:22	0.0	0.0	10:22	0.0	0.0	-
10:23	0.0	0.0	10:23	0.0	0.0	-
10:24	0.0	0.0	10:24	0.0	0.0	-
10:25	0.0	0.0	10:25	0.0	0.0	-
10:26	0.0	0.0	10:26	0.0	0.0	-
10:27	0.0	0.0	10:27	0.0	0.0	-
10:28	0.0	0.0	10:28	0.0	0.0	-
10:29	0.0	0.0	10:29	0.0	0.0	-
10:30	0.0	0.0	10:30	0.0	0.0	-
10:31	0.0	0.0	10:31	0.0	0.0	-
10:32	0.0	0.0	10:32	0.0	0.0	-
10:33	0.0	0.0	10:33	0.0	0.0	-
10:34	0.0	0.0	10:34	0.0	0.0	-
10:35	0.0	0.0	10:35	0.0	0.0	-
10:36	0.0	0.0	10:36	0.0	0.0	-
10:37	0.0	0.0	10:37	0.0	0.0	-
10:38	0.0	0.0	10:38	0.0	0.0	-
10:39	0.0	0.0	10:39	0.0	0.0	-
10:40	0.0	0.0	10:40	0.0	0.0	-
10:41	0.0	0.0	10:41	0.0	0.0	-
10:42	0.0	0.0	10:42	0.0	0.0	-
10:43	0.0	0.0	10:43	0.0	0.0	-
10:44	0.0	0.0	10:44	0.0	0.0	-

Grand Union Bowling Alley Site
BCP #360222
150 Westchester Avenue, Port Chester
November 26, 2024

PID DATA						
Upwind			Downwind			
Time	Concentration (ppm)	15-Min Avg Concentration (ppm)	Time	Concentration (ppm)	15-Min Avg Concentration (ppm)	Exceeds VOC Alarm Limit
10:45	0.0	0.0	10:45	0.0	0.0	-
10:46	0.0	0.0	10:46	0.0	0.0	-
10:47	0.0	0.0	10:47	0.0	0.0	-
10:48	0.0	0.0	10:48	0.0	0.0	-
10:49	0.0	0.0	10:49	0.0	0.0	-
10:50	0.0	0.0	10:50	0.0	0.0	-
10:51	0.0	0.0	10:51	0.0	0.0	-
10:52	0.0	0.0	10:52	0.0	0.0	-
10:53	0.0	0.0	10:53	0.0	0.0	-
10:54	0.0	0.0	10:54	0.0	0.0	-
10:55	0.0	0.0	10:55	0.0	0.0	-
10:56	0.0	0.0	10:56	0.0	0.0	-
10:57	0.0	0.0	10:57	0.0	0.0	-
10:58	0.0	0.0	10:58	0.0	0.0	-
10:59	0.0	0.0	10:59	0.0	0.0	-
11:00	0.0	0.0	11:00	0.0	0.0	-
11:01	0.0	0.0	11:01	0.0	0.0	-
11:02	0.0	0.0	11:02	0.0	0.0	-
11:03	0.0	0.0	11:03	0.0	0.0	-
11:04	0.0	0.0	11:04	0.0	0.0	-
11:05	0.0	0.0	11:05	0.0	0.0	-
11:06	0.0	0.0	11:06	0.0	0.0	-
11:07	0.0	0.0	11:07	0.0	0.0	-
11:08	0.0	0.0	11:08	0.0	0.0	-
11:09	0.0	0.0	11:09	0.0	0.0	-
11:10	0.0	0.0	11:10	0.0	0.0	-
11:11	0.0	0.0	11:11	0.0	0.0	-
11:12	0.0	0.0	11:12	0.0	0.0	-
11:13	0.0	0.0	11:13	0.0	0.0	-
11:14	0.0	0.0	11:14	0.0	0.0	-
11:15	0.0	0.0	11:15	0.0	0.0	-
11:16	0.0	0.0	11:16	0.0	0.0	-
11:17	0.0	0.0	11:17	0.0	0.0	-
11:18	0.0	0.0	11:18	0.0	0.0	-
11:19	0.0	0.0	11:19	0.0	0.0	-
11:20	0.0	0.0	11:20	0.0	0.0	-
11:21	0.0	0.0	11:21	0.0	0.0	-
11:22	0.0	0.0	11:22	0.0	0.0	-
11:23	0.0	0.0	11:23	0.0	0.0	-
11:24	0.0	0.0	11:24	0.0	0.0	-
11:25	0.0	0.0	11:25	0.0	0.0	-
11:26	0.0	0.0	11:26	0.0	0.0	-
11:27	0.0	0.0	11:27	0.0	0.0	-
11:28	0.0	0.0	11:28	0.0	0.0	-
11:29	0.0	0.0	11:29	0.0	0.0	-
11:30	0.0	0.0	11:30	0.0	0.0	-
11:31	0.0	0.0	11:31	0.0	0.0	-
11:32	0.0	0.0	11:32	0.0	0.0	-

Grand Union Bowling Alley Site
BCP #360222
150 Westchester Avenue, Port Chester
November 26, 2024

PID DATA						
Upwind			Downwind			
Time	Concentration (ppm)	15-Min Avg Concentration (ppm)	Time	Concentration (ppm)	15-Min Avg Concentration (ppm)	Exceeds VOC Alarm Limit
11:33	0.0	0.0	11:33	0.0	0.0	-
11:34	0.0	0.0	11:34	0.0	0.0	-
11:35	0.0	0.0	11:35	0.0	0.0	-
11:36	0.0	0.0	11:36	0.0	0.0	-
11:37	0.0	0.0	11:37	0.0	0.0	-
11:38	0.0	0.0	11:38	0.0	0.0	-
11:39	0.0	0.0	11:39	0.0	0.0	-
11:40	0.0	0.0	11:40	0.0	0.0	-
11:41	0.0	0.0	11:41	0.0	0.0	-
11:42	0.0	0.0	11:42	0.0	0.0	-
11:43	0.0	0.0	11:43	0.0	0.0	-
11:44	0.0	0.0	11:44	0.0	0.0	-
11:45	0.0	0.0	11:45	0.0	0.0	-
11:46	0.0	0.0	11:46	0.0	0.0	-
11:47	0.0	0.0	11:47	0.0	0.0	-
11:48	0.0	0.0	11:48	0.0	0.0	-
11:49	0.0	0.0	11:49	0.0	0.0	-
11:50	0.0	0.0	11:50	0.0	0.0	-
11:51	0.0	0.0	11:51	0.0	0.0	-
11:52	0.0	0.0	11:52	0.0	0.0	-
11:53	0.0	0.0	11:53	0.0	0.0	-
11:54	0.0	0.0	11:54	0.0	0.0	-
11:55	0.0	0.0	11:55	0.0	0.0	-
11:56	0.0	0.0	11:56	0.0	0.0	-
11:57	0.0	0.0	11:57	0.0	0.0	-
11:58	0.0	0.0	11:58	0.0	0.0	-
11:59	0.0	0.0	11:59	0.0	0.0	-
12:00	0.0	0.0	12:00	0.0	0.0	-
12:01	0.0	0.0	12:01	0.0	0.0	-
12:02	0.0	0.0	12:02	0.0	0.0	-
12:03	0.0	0.0	12:03	0.0	0.0	-
12:04	0.0	0.0	12:04	0.0	0.0	-
12:05	0.0	0.0	12:05	0.0	0.0	-
12:06	0.0	0.0	12:06	0.0	0.0	-
12:07	0.0	0.0	12:07	0.0	0.0	-
12:08	0.0	0.0	12:08	0.0	0.0	-
12:09	0.0	0.0	12:09	0.0	0.0	-
12:10	0.0	0.0	12:10	0.0	0.0	-
12:11	0.0	0.0	12:11	0.0	0.0	-
12:12	0.0	0.0	12:12	0.0	0.0	-
12:13	0.0	0.0	12:13	0.0	0.0	-
12:14	0.0	0.0	12:14	0.0	0.0	-
12:15	0.0	0.0	12:15	0.0	0.0	-
12:16	0.0	0.0	12:16	0.0	0.0	-
12:17	0.0	0.0	12:17	0.0	0.0	-
12:18	0.0	0.0	12:18	0.0	0.0	-
12:19	0.0	0.0	12:19	0.0	0.0	-
12:20	0.0	0.0	12:20	0.0	0.0	-

Grand Union Bowling Alley Site
BCP #360222
150 Westchester Avenue, Port Chester
November 26, 2024

PID DATA						
Upwind			Downwind			
Time	Concentration (ppm)	15-Min Avg Concentration (ppm)	Time	Concentration (ppm)	15-Min Avg Concentration (ppm)	Exceeds VOC Alarm Limit
12:21	0.0	0.0	12:21	0.0	0.0	-
12:22	0.0	0.0	12:22	0.0	0.0	-
12:23	0.0	0.0	12:23	0.0	0.0	-
12:24	0.0	0.0	12:24	0.0	0.0	-
12:25	0.0	0.0	12:25	0.0	0.0	-
12:26	0.0	0.0	12:26	0.0	0.0	-
12:27	0.0	0.0	12:27	0.0	0.0	-
12:28	0.0	0.0	12:28	0.0	0.0	-
12:29	0.0	0.0	12:29	0.0	0.0	-
12:30	0.0	0.0	12:30	0.0	0.0	-
12:31	0.0	0.0	12:31	0.0	0.0	-
12:32	0.0	0.0	12:32	0.0	0.0	-
12:33	0.0	0.0	12:33	0.0	0.0	-
12:34	0.0	0.0	12:34	0.0	0.0	-
12:35	0.0	0.0	12:35	0.0	0.0	-
12:36	0.0	0.0	12:36	0.0	0.0	-
12:37	0.0	0.0	12:37	0.0	0.0	-
12:38	0.0	0.0	12:38	0.0	0.0	-
12:39	0.0	0.0	12:39	0.0	0.0	-
12:40	0.0	0.0	12:40	0.0	0.0	-
12:41	0.0	0.0	12:41	0.0	0.0	-
12:42	0.0	0.0	12:42	0.0	0.0	-
12:43	0.0	0.0	12:43	0.0	0.0	-
12:44	0.0	0.0	12:44	0.0	0.0	-
12:45	0.0	0.0	12:45	0.0	0.0	-
12:46	0.0	0.0	12:46	0.0	0.0	-
12:47	0.0	0.0	12:47	0.0	0.0	-
12:48	0.0	0.0	12:48	0.0	0.0	-
12:49	0.0	0.0	12:49	0.0	0.0	-
12:50	0.0	0.0	12:50	0.0	0.0	-
12:51	0.0	0.0	12:51	0.0	0.0	-
12:52	0.0	0.0	12:52	0.0	0.0	-
12:53	0.0	0.0	12:53	0.0	0.0	-
12:54	0.0	0.0	12:54	0.0	0.0	-
12:55	0.0	0.0	12:55	0.0	0.0	-
12:56	0.0	0.0	12:56	0.0	0.0	-
12:57	0.0	0.0	12:57	0.0	0.0	-
12:58	0.0	0.0	12:58	0.0	0.0	-
12:59	0.0	0.0	12:59	0.0	0.0	-
13:00	0.0	0.0	13:00	0.0	0.0	-
13:01	0.0	0.0	13:01	0.0	0.0	-
13:02	0.0	0.0	13:02	0.0	0.0	-
13:03	0.0	0.0	13:03	0.0	0.0	-
13:04	0.0	0.0	13:04	0.0	0.0	-
13:05	0.0	0.0	13:05	0.0	0.0	-
13:06	0.0	0.0	13:06	0.0	0.0	-
13:07	0.0	0.0	13:07	0.0	0.0	-
13:08	0.0	0.0	13:08	0.0	0.0	-

Grand Union Bowling Alley Site
BCP #360222
150 Westchester Avenue, Port Chester
November 26, 2024

PID DATA						
Upwind			Downwind			
Time	Concentration (ppm)	15-Min Avg Concentration (ppm)	Time	Concentration (ppm)	15-Min Avg Concentration (ppm)	Exceeds VOC Alarm Limit
13:09	0.0	0.0	13:09	0.0	0.0	-

SESI CONSULTING ENGINEERS

959 US-46 Floor 3, Suite 300 - Parsippany-Troy Hills, NJ

DAILY AIR MONITORING REPORT
150 Westchester Avenue
Port Chester, New York

11/27/2024

Rev. No. 0 | Page 1 of 2

Project Number: 11895A

Dust Action Level: 150 µg/m^3

VOC Action Level: 5 ppm

Weather Data Range for Work Day		Wind Direction	W	Relative Humidity (%)	44.0 - 88.0	Daily Rain Total (in)	0.00	Readings in the summary table and graphs below are the reported downwind concentrations.
Temperature (°F)	36.0 - 51.0	Wind Speed (MPH)	1.9 - 8.1	Barometer (inHg)	30.00 - 30.00	Avg. Dew Point Temp (°F)	33.6	

Station Location	Daily Avg. Dust Concentration (µg/m^3)	Max 15-Min Dust Concentration (µg/m^3)	Time of Max Dust Reading	Daily Avg. VOC Concentration (ppm)	Max 15-Min VOC Concentration (ppm)	Time of Max VOC Reading
Upwind	16.8	71.9	11:13	0.0	0.0	8:13
Downwind	56.1	76.6	13:34	0.0	0.0	8:14

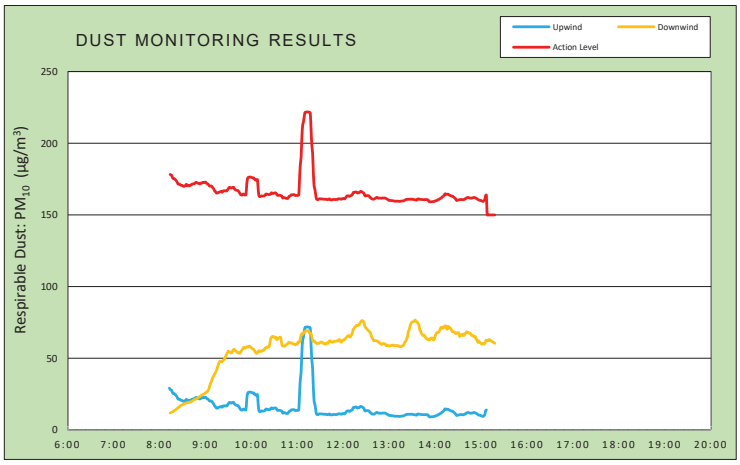

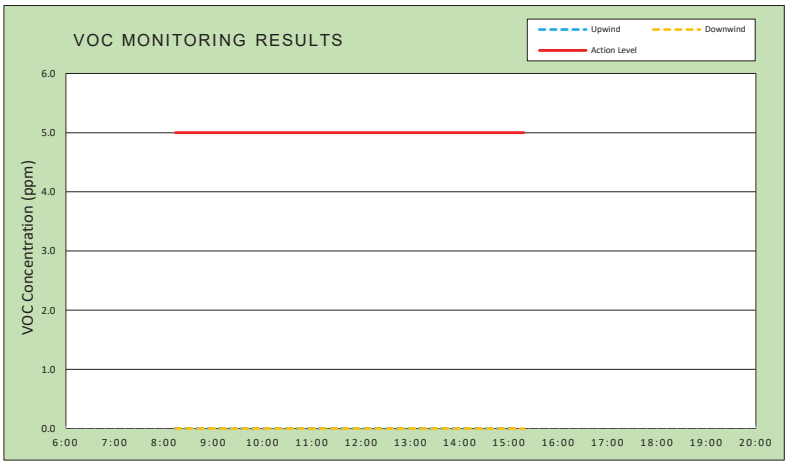

Air Monitoring Notes:

Weather Notes:

EMILCOTT
A Triumvirate Environmental Company

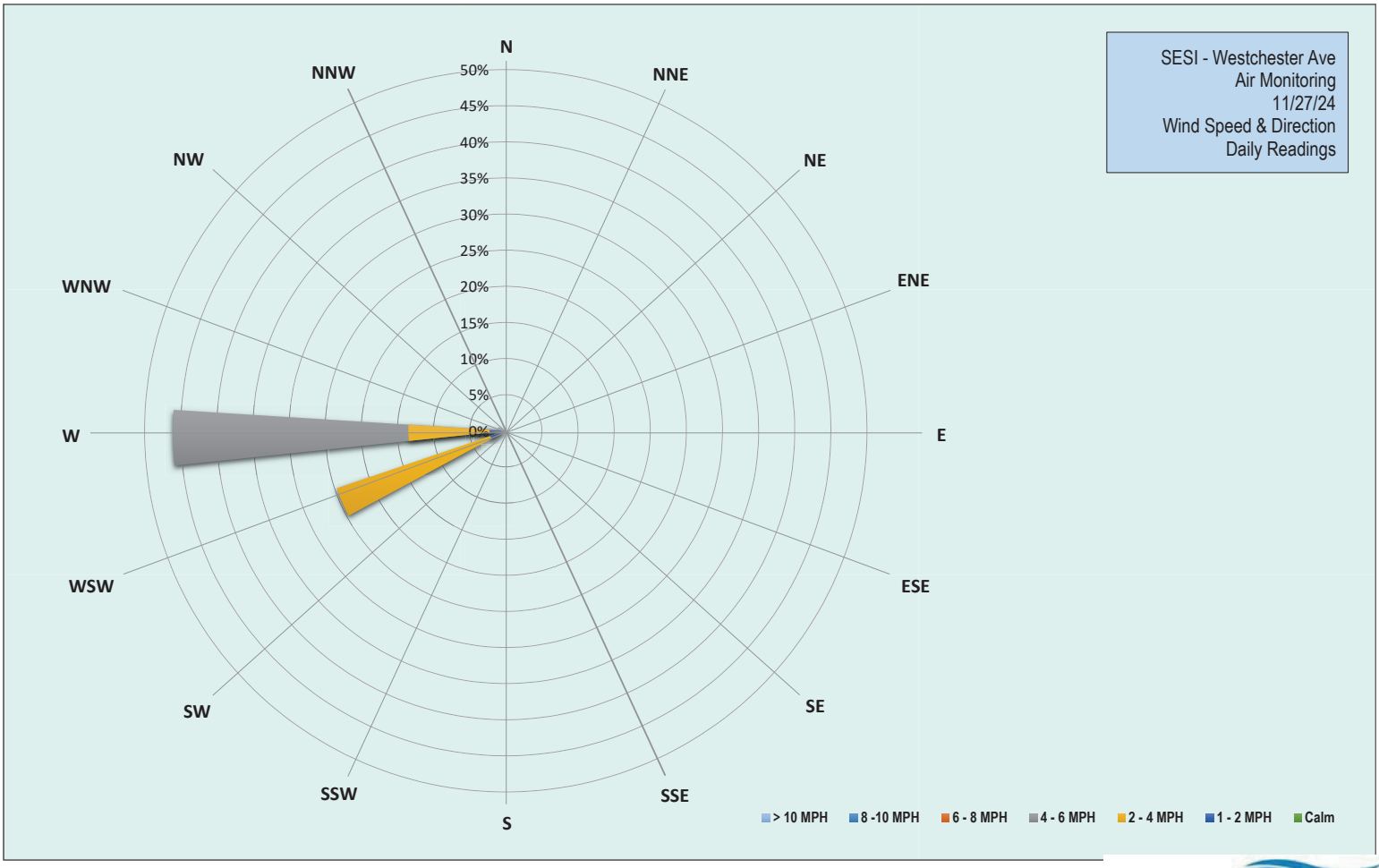

EMILCOTT
A Triumvirate Environmental Company

Grand Union Bowling Alley Site
BCP #360222
150 Westchester Avenue, Port Chester
November 27, 2024

Wednesday, November 27, 2024						
Number of Instances Where Downwind Particulates Exceeds Upwind Particulate + 150 =						0
Number of Comparable Data Points =						414
Start Time:						7:58
End Time:						15:18
PARTICULATE DATA						
Upwind			Downwind			Exceeds Particulate Alarm Limit
Time	Concentration (ug/m^3)	15-Min Avg Concentration (ug/m^3)	Time	Concentration (ug/m^3)	15-Min Avg Concentration (ug/m^3)	
7:58	51.8	-	7:58	-	-	-
7:59	33.8	-	7:59	12.0	-	-
8:00	28.8	-	8:00	11.6	-	-
8:01	26.8	-	8:01	11.5	-	-
8:02	36.3	-	8:02	11.2	-	-
8:03	24.3	-	8:03	10.0	-	-
8:04	18.3	-	8:04	10.6	-	-
8:05	23.8	-	8:05	12.0	-	-
8:06	41.5	-	8:06	12.2	-	-
8:07	28.0	-	8:07	13.4	-	-
8:08	38.5	-	8:08	12.0	-	-
8:09	40.0	-	8:09	11.8	-	-
8:10	25.3	-	8:10	12.0	-	-
8:11	18.8	-	8:11	11.6	-	-
8:12	23.5	-	8:12	11.4	-	-
8:13	30.3	29.2	8:13	13.2	-	-
8:14	20.0	28.3	8:14	14.0	11.9	-
8:15	23.0	27.9	8:15	14.2	12.1	-
8:16	22.5	27.6	8:16	15.8	12.4	-
8:17	14.0	26.1	8:17	15.6	12.7	-
8:18	13.5	25.4	8:18	14.8	13.0	-
8:19	19.5	25.5	8:19	16.6	13.4	-
8:20	16.3	25.0	8:20	17.2	13.7	-
8:21	33.8	24.5	8:21	17.6	14.1	-
8:22	18.5	23.8	8:22	19.4	14.5	-
8:23	25.5	23.0	8:23	18.0	14.9	-
8:24	22.5	21.8	8:24	19.2	15.4	-
8:25	19.3	21.4	8:25	17.6	15.7	-
8:26	20.3	21.5	8:26	19.0	16.2	-
8:27	18.3	21.1	8:27	18.8	16.7	-
8:28	23.0	20.7	8:28	18.2	17.1	-
8:29	20.3	20.7	8:29	18.4	17.4	-
8:30	19.5	20.4	8:30	18.8	17.7	-
8:31	16.3	20.0	8:31	18.8	17.9	-
8:32	13.3	20.0	8:32	19.4	18.1	-
8:33	17.0	20.2	8:33	19.4	18.4	-
8:34	24.0	20.5	8:34	19.2	18.6	-
8:35	29.0	21.4	8:35	19.8	18.8	-
8:36	22.8	20.6	8:36	20.6	19.0	-
8:37	21.8	20.8	8:37	20.6	19.1	-
8:38	19.5	20.4	8:38	20.2	19.2	-

Grand Union Bowling Alley Site
BCP #360222
150 Westchester Avenue, Port Chester
November 27, 2024

PARTICULATE DATA						
Upwind			Downwind			Exceeds Particulate Alarm Limit
Time	Concentration (ug/m^3)	15-Min Avg Concentration (ug/m^3)	Time	Concentration (ug/m^3)	15-Min Avg Concentration (ug/m^3)	
8:39	18.8	20.2	8:39	20.6	19.3	-
8:40	25.5	20.6	8:40	21.0	19.5	-
8:41	23.0	20.8	8:41	21.6	19.7	-
8:42	26.0	21.3	8:42	22.4	19.9	-
8:43	24.8	21.4	8:43	23.0	20.3	-
8:44	24.3	21.7	8:44	23.6	20.6	-
8:45	19.0	21.7	8:45	23.2	20.9	-
8:46	20.5	21.9	8:46	23.0	21.2	-
8:47	21.5	22.5	8:47	23.2	21.4	-
8:48	20.3	22.7	8:48	24.0	21.7	-
8:49	19.8	22.4	8:49	24.2	22.1	-
8:50	25.0	22.2	8:50	24.4	22.4	-
8:51	21.3	22.1	8:51	25.0	22.7	-
8:52	17.8	21.8	8:52	26.0	23.0	-
8:53	17.5	21.7	8:53	26.4	23.4	-
8:54	28.0	22.3	8:54	26.4	23.8	-
8:55	25.3	22.3	8:55	26.2	24.2	-
8:56	25.0	22.4	8:56	26.8	24.5	-
8:57	32.0	22.8	8:57	27.0	24.8	-
8:58	20.0	22.5	8:58	27.4	25.1	-
8:59	28.5	22.8	8:59	28.2	25.4	-
9:00	21.3	22.9	9:00	29.0	25.8	-
9:01	14.0	22.5	9:01	29.2	26.2	-
9:02	12.8	21.9	9:02	29.0	26.6	-
9:03	15.8	21.6	9:03	29.4	27.0	-
9:04	13.5	21.2	9:04	40.0	28.0	-
9:05	13.3	20.4	9:05	46.2	29.5	-
9:06	17.3	20.1	9:06	54.4	31.4	-
9:07	18.8	20.2	9:07	47.0	32.8	-
9:08	16.0	20.1	9:08	45.0	34.1	-
9:09	18.0	19.4	9:09	50.2	35.7	-
9:10	14.8	18.7	9:10	46.6	37.0	-
9:11	15.3	18.1	9:11	40.6	37.9	-
9:12	13.3	16.8	9:12	42.0	38.9	-
9:13	13.5	16.4	9:13	41.6	39.9	-
9:14	15.0	15.5	9:14	45.8	41.1	-
9:15	17.0	15.2	9:15	49.0	42.4	-
9:16	16.0	15.3	9:16	55.6	44.2	-
9:17	18.5	15.7	9:17	50.0	45.6	-
9:18	17.5	15.8	9:18	55.0	47.3	-
9:19	17.3	16.1	9:19	48.6	47.8	-
9:20	16.0	16.3	9:20	46.6	47.9	-
9:21	16.3	16.2	9:21	48.8	47.5	-
9:22	13.5	15.9	9:22	53.6	47.9	-
9:23	28.3	16.7	9:23	51.6	48.4	-
9:24	19.8	16.8	9:24	59.4	49.0	-
9:25	16.5	16.9	9:25	53.0	49.4	-
9:26	12.8	16.7	9:26	62.8	50.9	-

Grand Union Bowling Alley Site
BCP #360222
150 Westchester Avenue, Port Chester
November 27, 2024

PARTICULATE DATA						
Upwind			Downwind			Exceeds Particulate Alarm Limit
Time	Concentration (ug/m^3)	15-Min Avg Concentration (ug/m^3)	Time	Concentration (ug/m^3)	15-Min Avg Concentration (ug/m^3)	
9:27	13.5	16.8	9:27	57.2	51.9	-
9:28	14.3	16.8	9:28	58.8	53.1	-
9:29	26.8	17.6	9:29	61.6	54.1	-
9:30	27.5	18.3	9:30	62.6	55.0	-
9:31	28.8	19.1	9:31	50.6	54.7	-
9:32	19.0	19.2	9:32	44.0	54.3	-
9:33	13.0	18.9	9:33	47.2	53.8	-
9:34	14.5	18.7	9:34	48.8	53.8	-
9:35	21.3	19.0	9:35	57.0	54.5	-
9:36	19.0	19.2	9:36	64.8	55.5	-
9:37	13.5	19.2	9:37	63.2	56.2	-
9:38	12.3	18.2	9:38	50.0	56.1	-
9:39	11.0	17.6	9:39	46.6	55.2	-
9:40	12.8	17.3	9:40	48.6	54.9	-
9:41	10.8	17.2	9:41	58.6	54.6	-
9:42	10.8	17.0	9:42	45.6	53.9	-
9:43	11.5	16.8	9:43	57.6	53.8	-
9:44	12.5	15.9	9:44	61.8	53.8	-
9:45	16.0	15.1	9:45	56.4	53.4	-
9:46	14.5	14.2	9:46	63.0	54.2	-
9:47	16.0	14.0	9:47	58.4	55.2	-
9:48	11.3	13.8	9:48	58.2	55.9	-
9:49	21.5	14.3	9:49	61.8	56.8	-
9:50	26.0	14.6	9:50	70.2	57.7	-
9:51	11.5	14.1	9:51	60.2	57.3	-
9:52	11.5	14.0	9:52	59.2	57.1	-
9:53	11.8	14.0	9:53	58.0	57.6	-
9:54	120.0	21.2	9:54	52.3	58.0	-
9:55	73.8	25.3	9:55	48.5	58.0	-
9:56	24.3	26.2	9:56	55.8	57.8	-
9:57	13.0	26.3	9:57	53.5	58.3	-
9:58	12.5	26.4	9:58	59.3	58.4	-
9:59	13.0	26.4	9:59	51.8	57.8	-
10:00	12.3	26.2	10:00	52.0	57.5	-
10:01	11.3	26.0	10:01	53.5	56.8	-
10:02	12.5	25.7	10:02	52.3	56.4	-
10:03	13.5	25.9	10:03	55.0	56.2	-
10:04	12.3	25.3	10:04	49.3	55.4	-
10:05	12.5	24.4	10:05	55.0	54.4	-
10:06	12.3	24.4	10:06	51.8	53.8	-
10:07	13.8	24.6	10:07	54.5	53.5	-
10:08	13.3	24.7	10:08	61.5	53.7	-
10:09	12.3	17.5	10:09	66.8	54.7	-
10:10	11.3	13.3	10:10	56.8	55.2	-
10:11	15.8	12.8	10:11	53.5	55.1	-
10:12	15.0	12.9	10:12	48.3	54.7	-
10:13	17.5	13.2	10:13	62.0	54.9	-
10:14	12.3	13.2	10:14	53.3	55.0	-

Grand Union Bowling Alley Site
BCP #360222
150 Westchester Avenue, Port Chester
November 27, 2024

PARTICULATE DATA						
Upwind			Downwind			Exceeds Particulate Alarm Limit
Time	Concentration (ug/m^3)	15-Min Avg Concentration (ug/m^3)	Time	Concentration (ug/m^3)	15-Min Avg Concentration (ug/m^3)	
10:15	11.3	13.1	10:15	62.5	55.7	-
10:16	13.0	13.2	10:16	52.0	55.6	-
10:17	14.3	13.3	10:17	59.0	56.1	-
10:18	20.3	13.8	10:18	71.0	57.1	-
10:19	24.0	14.6	10:19	52.8	57.4	-
10:20	11.3	14.5	10:20	57.5	57.5	-
10:21	10.8	14.4	10:21	56.5	57.9	-
10:22	11.3	14.2	10:22	58.8	58.1	-
10:23	12.8	14.2	10:23	57.5	57.9	-
10:24	13.3	14.3	10:24	96.3	59.8	-
10:25	15.0	14.5	10:25	107.3	63.2	-
10:26	29.0	15.4	10:26	67.8	64.2	-
10:27	13.5	15.3	10:27	61.8	65.1	-
10:28	12.0	14.9	10:28	64.0	65.2	-
10:29	14.0	15.0	10:29	53.0	65.2	-
10:30	14.8	15.3	10:30	52.0	64.5	-
10:31	15.0	15.4	10:31	56.0	64.7	-
10:32	11.8	15.2	10:32	56.3	64.6	-
10:33	10.0	14.6	10:33	48.8	63.1	-
10:34	10.0	13.6	10:34	56.3	63.3	-
10:35	13.5	13.8	10:35	68.8	64.1	-
10:36	9.5	13.7	10:36	57.8	64.1	-
10:37	11.8	13.7	10:37	64.3	64.5	-
10:38	10.5	13.6	10:38	61.0	64.7	-
10:39	9.5	13.3	10:39	62.0	62.5	-
10:40	10.8	13.0	10:40	61.3	59.4	-
10:41	10.0	11.8	10:41	54.8	58.5	-
10:42	18.0	12.1	10:42	62.0	58.5	-
10:43	11.8	12.1	10:43	63.0	58.5	-
10:44	12.0	11.9	10:44	55.5	58.6	-
10:45	11.3	11.7	10:45	61.3	59.3	-
10:46	11.8	11.5	10:46	60.5	59.6	-
10:47	12.8	11.5	10:47	62.3	60.0	-
10:48	12.8	11.7	10:48	57.5	60.5	-
10:49	25.5	12.8	10:49	66.0	61.2	-
10:50	18.8	13.1	10:50	61.0	60.7	-
10:51	12.8	13.3	10:51	59.0	60.8	-
10:52	21.0	13.9	10:52	64.8	60.8	-
10:53	11.8	14.0	10:53	57.0	60.5	-
10:54	10.8	14.1	10:54	56.8	60.2	-
10:55	10.8	14.1	10:55	59.0	60.0	-
10:56	10.8	14.2	10:56	53.0	59.9	-
10:57	10.3	13.6	10:57	55.3	59.5	-
10:58	10.5	13.6	10:58	65.5	59.6	-
10:59	12.3	13.6	10:59	58.8	59.8	-
11:00	11.8	13.6	11:00	61.8	59.9	-
11:01	12.5	13.7	11:01	81.8	61.3	-
11:02	19.0	14.1	11:02	60.5	61.2	-

Grand Union Bowling Alley Site
BCP #360222
150 Westchester Avenue, Port Chester
November 27, 2024

PARTICULATE DATA						
Upwind			Downwind			Exceeds Particulate Alarm Limit
Time	Concentration (ug/m^3)	15-Min Avg Concentration (ug/m^3)	Time	Concentration (ug/m^3)	15-Min Avg Concentration (ug/m^3)	
11:03	184.0	25.5	11:03	62.3	61.5	-
11:04	173.3	35.3	11:04	99.3	63.7	-
11:05	92.3	40.2	11:05	97.0	66.1	-
11:06	220.5	54.1	11:06	76.0	67.2	-
11:07	146.8	62.5	11:07	58.5	66.8	-
11:08	43.8	64.6	11:08	64.0	67.3	-
11:09	66.0	68.3	11:09	71.3	68.3	-
11:10	57.3	71.4	11:10	64.0	68.6	-
11:11	15.0	71.7	11:11	60.0	69.1	-
11:12	12.0	71.8	11:12	58.8	69.3	-
11:13	11.8	71.9	11:13	61.5	69.0	-
11:14	11.3	71.8	11:14	62.5	69.3	-
11:15	10.0	71.7	11:15	61.0	69.2	-
11:16	11.3	71.6	11:16	56.0	67.5	-
11:17	11.0	71.1	11:17	57.5	67.3	-
11:18	10.3	59.5	11:18	62.3	67.3	-
11:19	10.3	48.6	11:19	63.0	64.9	-
11:20	12.3	43.3	11:20	60.5	62.5	-
11:21	10.0	29.3	11:21	66.5	61.8	-
11:22	9.5	20.1	11:22	61.5	62.0	-
11:23	10.5	17.9	11:23	59.3	61.7	-
11:24	13.0	14.4	11:24	57.0	60.8	-
11:25	9.5	11.2	11:25	61.3	60.6	-
11:26	9.3	10.8	11:26	56.0	60.3	-
11:27	9.5	10.6	11:27	59.8	60.4	-
11:28	18.0	11.0	11:28	63.0	60.5	-
11:29	14.0	11.2	11:29	64.8	60.6	-
11:30	10.5	11.3	11:30	67.5	61.1	-
11:31	10.8	11.2	11:31	60.5	61.4	-
11:32	9.8	11.1	11:32	57.0	61.3	-
11:33	9.3	11.1	11:33	55.3	60.9	-
11:34	9.8	11.0	11:34	57.3	60.5	-
11:35	10.5	10.9	11:35	59.0	60.4	-
11:36	9.5	10.9	11:36	59.0	59.9	-
11:37	10.8	11.0	11:37	62.8	60.0	-
11:38	10.0	10.9	11:38	67.0	60.5	-
11:39	9.0	10.7	11:39	60.3	60.7	-
11:40	11.0	10.8	11:40	56.5	60.4	-
11:41	12.0	11.0	11:41	66.8	61.1	-
11:42	13.3	11.2	11:42	75.3	62.1	-
11:43	10.5	10.7	11:43	62.8	62.1	-
11:44	10.8	10.5	11:44	57.3	61.6	-
11:45	10.5	10.5	11:45	63.8	61.4	-
11:46	14.0	10.7	11:46	57.8	61.2	-
11:47	10.5	10.8	11:47	61.5	61.5	-
11:48	9.5	10.8	11:48	57.3	61.6	-
11:49	9.8	10.8	11:49	61.0	61.9	-
11:50	9.8	10.7	11:50	59.5	61.9	-

Grand Union Bowling Alley Site
BCP #360222
150 Westchester Avenue, Port Chester
November 27, 2024

PARTICULATE DATA						
Upwind			Downwind			Exceeds Particulate Alarm Limit
Time	Concentration (ug/m^3)	15-Min Avg Concentration (ug/m^3)	Time	Concentration (ug/m^3)	15-Min Avg Concentration (ug/m^3)	
11:51	10.5	10.8	11:51	61.5	62.1	-
11:52	10.3	10.8	11:52	62.0	62.0	-
11:53	15.8	11.1	11:53	68.0	62.1	-
11:54	10.3	11.2	11:54	70.5	62.8	-
11:55	11.5	11.3	11:55	62.3	63.1	-
11:56	11.0	11.2	11:56	57.3	62.5	-
11:57	10.8	11.0	11:57	56.3	61.2	-
11:58	10.0	11.0	11:58	67.3	61.5	-
11:59	16.8	11.4	11:59	71.3	62.5	-
12:00	12.3	11.5	12:00	65.0	62.6	-
12:01	11.0	11.3	12:01	65.5	63.1	-
12:02	9.8	11.3	12:02	62.0	63.1	-
12:03	18.8	11.9	12:03	69.0	63.9	-
12:04	22.0	12.7	12:04	70.0	64.5	-
12:05	17.3	13.2	12:05	67.5	65.0	-
12:06	11.8	13.3	12:06	67.3	65.4	-
12:07	11.5	13.4	12:07	70.0	65.9	-
12:08	9.3	12.9	12:08	60.5	65.4	-
12:09	14.0	13.2	12:09	61.8	64.9	-
12:10	16.0	13.5	12:10	72.3	65.5	-
12:11	15.5	13.8	12:11	71.8	66.5	-
12:12	15.8	14.1	12:12	75.0	67.7	-
12:13	32.5	15.6	12:13	103.5	70.2	-
12:14	17.3	15.6	12:14	77.8	70.6	-
12:15	16.3	15.9	12:15	79.5	71.6	-
12:16	11.8	16.0	12:16	71.8	72.0	-
12:17	10.5	16.0	12:17	75.3	72.9	-
12:18	12.0	15.6	12:18	68.0	72.8	-
12:19	17.3	15.2	12:19	72.5	73.0	-
12:20	21.8	15.5	12:20	67.8	73.0	-
12:21	12.8	15.6	12:21	76.5	73.6	-
12:22	19.5	16.1	12:22	86.3	74.7	-
12:23	13.8	16.4	12:23	71.8	75.4	-
12:24	11.0	16.2	12:24	71.5	76.1	-
12:25	10.8	15.9	12:25	76.0	76.3	-
12:26	10.0	15.5	12:26	64.0	75.8	-
12:27	9.3	15.1	12:27	67.5	75.3	-
12:28	11.0	13.7	12:28	63.3	72.6	-
12:29	11.0	13.2	12:29	63.0	71.6	-
12:30	19.3	13.4	12:30	69.0	70.9	-
12:31	12.8	13.5	12:31	64.5	70.5	-
12:32	10.3	13.5	12:32	62.8	69.6	-
12:33	10.8	13.4	12:33	62.8	69.3	-
12:34	10.5	13.0	12:34	63.3	68.7	-
12:35	10.3	12.2	12:35	61.8	68.3	-
12:36	9.8	12.0	12:36	57.0	67.0	-
12:37	9.5	11.3	12:37	57.0	65.0	-
12:38	11.0	11.1	12:38	59.3	64.2	-

Grand Union Bowling Alley Site
BCP #360222
150 Westchester Avenue, Port Chester
November 27, 2024

PARTICULATE DATA						
Upwind			Downwind			Exceeds Particulate Alarm Limit
Time	Concentration (ug/m^3)	15-Min Avg Concentration (ug/m^3)	Time	Concentration (ug/m^3)	15-Min Avg Concentration (ug/m^3)	
12:39	9.3	11.0	12:39	58.3	63.3	-
12:40	11.0	11.0	12:40	60.5	62.3	-
12:41	13.0	11.2	12:41	67.8	62.5	-
12:42	16.3	11.7	12:42	64.8	62.3	-
12:43	14.3	11.9	12:43	60.8	62.2	-
12:44	16.8	12.3	12:44	62.8	62.1	-
12:45	13.8	11.9	12:45	64.5	61.8	-
12:46	9.3	11.7	12:46	56.5	61.3	-
12:47	10.3	11.7	12:47	58.0	61.0	-
12:48	11.8	11.8	12:48	55.8	60.5	-
12:49	8.8	11.7	12:49	56.3	60.1	-
12:50	10.3	11.7	12:50	55.8	59.7	-
12:51	11.0	11.7	12:51	60.8	59.9	-
12:52	10.8	11.8	12:52	62.5	60.3	-
12:53	10.3	11.8	12:53	58.3	60.2	-
12:54	9.5	11.8	12:54	55.0	60.0	-
12:55	10.0	11.7	12:55	60.5	60.0	-
12:56	9.3	11.5	12:56	55.3	59.2	-
12:57	10.0	11.1	12:57	57.3	58.7	-
12:58	11.0	10.8	12:58	67.3	59.1	-
12:59	10.5	10.4	12:59	59.5	58.9	-
13:00	9.3	10.1	13:00	59.3	58.5	-
13:01	9.8	10.2	13:01	57.0	58.6	-
13:02	9.5	10.1	13:02	60.3	58.7	-
13:03	8.8	9.9	13:03	61.3	59.1	-
13:04	9.5	10.0	13:04	57.3	59.1	-
13:05	9.0	9.9	13:05	56.8	59.2	-
13:06	9.0	9.7	13:06	56.0	58.9	-
13:07	9.3	9.6	13:07	61.3	58.8	-
13:08	9.5	9.6	13:08	56.0	58.7	-
13:09	9.5	9.6	13:09	59.5	59.0	-
13:10	9.8	9.6	13:10	57.8	58.8	-
13:11	9.5	9.6	13:11	55.0	58.8	-
13:12	9.5	9.6	13:12	58.8	58.9	-
13:13	10.0	9.5	13:13	59.0	58.3	-
13:14	9.3	9.4	13:14	58.0	58.2	-
13:15	11.8	9.6	13:15	57.8	58.1	-
13:16	11.3	9.7	13:16	57.5	58.1	-
13:17	10.0	9.7	13:17	67.3	58.6	-
13:18	9.8	9.8	13:18	65.3	58.9	-
13:19	11.3	9.9	13:19	62.5	59.2	-
13:20	13.0	10.2	13:20	79.3	60.7	-
13:21	13.0	10.4	13:21	67.0	61.5	-
13:22	14.0	10.7	13:22	73.8	62.3	-
13:23	10.0	10.8	13:23	80.0	63.9	-
13:24	12.0	10.9	13:24	74.0	64.9	-
13:25	9.5	10.9	13:25	116.8	68.8	-
13:26	9.5	10.9	13:26	64.8	69.4	-

Grand Union Bowling Alley Site
BCP #360222
150 Westchester Avenue, Port Chester
November 27, 2024

PARTICULATE DATA						
Upwind			Downwind			Exceeds Particulate Alarm Limit
Time	Concentration (ug/m^3)	15-Min Avg Concentration (ug/m^3)	Time	Concentration (ug/m^3)	15-Min Avg Concentration (ug/m^3)	
13:27	9.5	10.9	13:27	94.5	71.8	-
13:28	9.8	10.9	13:28	86.0	73.6	-
13:29	11.3	11.0	13:29	73.0	74.6	-
13:30	10.5	11.0	13:30	66.8	75.2	-
13:31	8.8	10.8	13:31	60.5	75.4	-
13:32	9.5	10.8	13:32	70.3	75.6	-
13:33	8.3	10.7	13:33	73.5	76.2	-
13:34	8.8	10.5	13:34	69.5	76.6	-
13:35	13.0	10.5	13:35	67.3	75.8	-
13:36	9.8	10.3	13:36	60.0	75.4	-
13:37	23.5	10.9	13:37	69.5	75.1	-
13:38	14.3	11.2	13:38	64.3	74.0	-
13:39	9.0	11.0	13:39	59.3	73.1	-
13:40	8.8	10.9	13:40	66.3	69.7	-
13:41	8.5	10.9	13:41	59.5	69.3	-
13:42	8.0	10.8	13:42	69.0	67.6	-
13:43	9.0	10.7	13:43	74.0	66.8	-
13:44	11.0	10.7	13:44	61.0	66.0	-
13:45	9.3	10.6	13:45	62.0	65.7	-
13:46	10.3	10.7	13:46	64.3	66.0	-
13:47	8.5	10.7	13:47	57.5	65.1	-
13:48	8.8	10.7	13:48	56.8	64.0	-
13:49	9.3	10.7	13:49	64.5	63.7	-
13:50	9.0	10.5	13:50	61.3	63.3	-
13:51	9.0	10.4	13:51	61.0	63.3	-
13:52	9.3	9.5	13:52	60.0	62.7	-
13:53	9.0	9.1	13:53	67.0	62.9	-
13:54	9.5	9.1	13:54	75.3	64.0	-
13:55	9.3	9.2	13:55	67.8	64.1	-
13:56	9.3	9.2	13:56	61.3	64.2	-
13:57	9.3	9.3	13:57	59.5	63.5	-
13:58	9.5	9.3	13:58	61.5	62.7	-
13:59	12.8	9.5	13:59	71.8	63.4	-
14:00	14.5	9.8	14:00	92.8	65.5	-
14:01	10.8	9.8	14:01	83.5	66.8	-
14:02	10.8	10.0	14:02	69.8	67.6	-
14:03	14.8	10.4	14:03	64.3	68.1	-
14:04	12.5	10.6	14:04	61.5	67.9	-
14:05	12.3	10.8	14:05	70.5	68.5	-
14:06	15.0	11.2	14:06	75.5	69.5	-
14:07	14.5	11.6	14:07	83.0	71.0	-
14:08	11.5	11.7	14:08	76.5	71.6	-
14:09	19.5	12.4	14:09	70.0	71.3	-
14:10	15.0	12.8	14:10	62.5	70.9	-
14:11	15.5	13.2	14:11	65.8	71.2	-
14:12	20.0	13.9	14:12	72.5	72.1	-
14:13	22.0	14.8	14:13	69.3	72.6	-
14:14	9.5	14.5	14:14	70.0	72.5	-

Grand Union Bowling Alley Site
BCP #360222
150 Westchester Avenue, Port Chester
November 27, 2024

PARTICULATE DATA						
Upwind			Downwind			Exceeds Particulate Alarm Limit
Time	Concentration (ug/m^3)	15-Min Avg Concentration (ug/m^3)	Time	Concentration (ug/m^3)	15-Min Avg Concentration (ug/m^3)	
14:15	11.5	14.3	14:15	65.5	70.7	-
14:16	12.3	14.4	14:16	78.3	70.3	-
14:17	11.3	14.5	14:17	99.0	72.3	-
14:18	8.0	14.0	14:18	54.3	71.6	-
14:19	8.5	13.8	14:19	59.5	71.5	-
14:20	8.8	13.5	14:20	61.8	70.9	-
14:21	10.8	13.2	14:21	67.8	70.4	-
14:22	11.5	13.0	14:22	59.8	68.8	-
14:23	11.5	13.0	14:23	73.8	68.6	-
14:24	10.8	12.5	14:24	68.0	68.5	-
14:25	10.3	12.1	14:25	57.5	68.2	-
14:26	7.8	11.6	14:26	62.0	67.9	-
14:27	10.3	11.0	14:27	62.0	67.2	-
14:28	8.8	10.1	14:28	75.8	67.7	-
14:29	11.3	10.2	14:29	71.3	67.7	-
14:30	15.3	10.5	14:30	68.5	67.9	-
14:31	12.0	10.4	14:31	69.5	67.4	-
14:32	14.5	10.7	14:32	66.8	65.2	-
14:33	9.0	10.7	14:33	70.0	66.3	-
14:34	9.0	10.8	14:34	58.5	66.2	-
14:35	8.3	10.7	14:35	65.5	66.4	-
14:36	8.5	10.6	14:36	59.8	65.9	-
14:37	13.0	10.7	14:37	74.5	66.9	-
14:38	13.3	10.8	14:38	60.5	66.0	-
14:39	16.8	11.2	14:39	82.8	67.0	-
14:40	11.8	11.3	14:40	64.8	67.5	-
14:41	16.0	11.8	14:41	76.8	68.5	-
14:42	13.5	12.1	14:42	58.3	68.2	-
14:43	10.8	12.2	14:43	73.3	68.0	-
14:44	9.0	12.0	14:44	63.0	67.5	-
14:45	11.5	11.8	14:45	70.5	67.6	-
14:46	11.5	11.8	14:46	65.0	67.3	-
14:47	12.8	11.6	14:47	54.8	66.5	-
14:48	11.5	11.8	14:48	60.3	65.9	-
14:49	9.8	11.9	14:49	59.0	65.9	-
14:50	11.3	12.1	14:50	57.8	65.4	-
14:51	11.0	12.2	14:51	61.3	65.5	-
14:52	8.0	11.9	14:52	61.0	64.6	-
14:53	12.8	11.9	14:53	64.8	64.9	-
14:54	10.5	11.4	14:54	57.5	63.2	-
14:55	8.5	11.2	14:55	55.0	62.5	-
14:56	8.3	10.7	14:56	55.8	61.1	-
14:57	9.3	10.4	14:57	72.5	62.1	-
14:58	8.5	10.3	14:58	58.3	61.1	-
14:59	7.8	10.2	14:59	60.3	60.9	-
15:00	8.3	10.0	15:00	60.8	60.3	-
15:01	8.0	9.7	15:01	58.5	59.8	-
15:02	9.5	9.5	15:02	60.3	60.2	-

Grand Union Bowling Alley Site
BCP #360222
150 Westchester Avenue, Port Chester
November 27, 2024

PARTICULATE DATA						
Upwind			Downwind			Exceeds Particulate Alarm Limit
Time	Concentration (ug/m^3)	15-Min Avg Concentration (ug/m^3)	Time	Concentration (ug/m^3)	15-Min Avg Concentration (ug/m^3)	
15:03	10.8	9.5	15:03	60.5	60.2	-
15:04	19.8	10.1	15:04	54.0	59.9	-
15:05	20.3	10.7	15:05	67.3	60.5	-
15:06	52.3	13.5	15:06	82.8	61.9	-
15:07	14.0	13.9	15:07	72.3	62.7	-
15:08	-	-	15:08	59.8	62.4	-
15:09	-	-	15:09	55.0	62.2	-
15:10	-	-	15:10	64.8	62.8	-
15:11	-	-	15:11	59.3	63.1	-
15:12	-	-	15:12	59.8	62.2	-
15:13	-	-	15:13	59.3	62.3	-
15:14	-	-	15:14	52.0	61.7	-
15:15	-	-	15:15	55.8	61.4	-
15:16	-	-	15:16	55.5	61.2	-
15:17	-	-	15:17	53.8	60.8	-
15:18	-	-	15:18	56.8	60.5	-

Grand Union Bowling Alley Site
BCP #360222
150 Westchester Avenue, Port Chester
November 27, 2024

Wednesday, November 27, 2024						
Number of Instances Where Downwind VOCs Exceeds Upwind VOCs + 5 =						0
Number of Comparable Data Points =						413
Start Time:						7:58
End Time:						15:18
PID DATA						
Upwind			Downwind			
Time	Concentration (ppm)	15-Min Avg Concentration (ppm)	Time	Concentration (ppm)	15-Min Avg Concentration (ppm)	Exceeds VOC Alarm Limit
7:58	0.0	-	7:58	-	-	-
7:59	0.0	-	7:59	0.0	-	-
8:00	0.0	-	8:00	0.0	-	-
8:01	0.0	-	8:01	0.0	-	-
8:02	0.0	-	8:02	0.0	-	-
8:03	0.0	-	8:03	0.0	-	-
8:04	0.0	-	8:04	0.0	-	-
8:05	0.0	-	8:05	0.0	-	-
8:06	0.0	-	8:06	0.0	-	-
8:07	0.0	-	8:07	0.0	-	-
8:08	0.0	-	8:08	0.0	-	-
8:09	0.0	-	8:09	0.0	-	-
8:10	0.0	-	8:10	0.0	-	-
8:11	0.0	-	8:11	0.0	-	-
8:12	0.0	-	8:12	0.0	-	-
8:13	0.0	0.0	8:13	0.0	-	-
8:14	0.0	0.0	8:14	0.0	0.0	-
8:15	0.0	0.0	8:15	0.0	0.0	-
8:16	0.0	0.0	8:16	0.0	0.0	-
8:17	0.0	0.0	8:17	0.0	0.0	-
8:18	0.0	0.0	8:18	0.0	0.0	-
8:19	0.0	0.0	8:19	0.0	0.0	-
8:20	0.0	0.0	8:20	0.0	0.0	-
8:21	0.0	0.0	8:21	0.0	0.0	-
8:22	0.0	0.0	8:22	0.0	0.0	-
8:23	0.0	0.0	8:23	0.0	0.0	-
8:24	0.0	0.0	8:24	0.0	0.0	-
8:25	0.0	0.0	8:25	0.0	0.0	-
8:26	0.0	0.0	8:26	0.0	0.0	-
8:27	0.0	0.0	8:27	0.0	0.0	-
8:28	0.0	0.0	8:28	0.0	0.0	-
8:29	0.0	0.0	8:29	0.0	0.0	-
8:30	0.0	0.0	8:30	0.0	0.0	-
8:31	0.0	0.0	8:31	0.0	0.0	-
8:32	0.0	0.0	8:32	0.0	0.0	-
8:33	0.0	0.0	8:33	0.0	0.0	-
8:34	0.0	0.0	8:34	0.0	0.0	-
8:35	0.0	0.0	8:35	0.0	0.0	-
8:36	0.0	0.0	8:36	0.0	0.0	-
8:37	0.0	0.0	8:37	0.0	0.0	-
8:38	0.0	0.0	8:38	0.0	0.0	-
8:39	0.0	0.0	8:39	0.0	0.0	-

Grand Union Bowling Alley Site
BCP #360222
150 Westchester Avenue, Port Chester
November 27, 2024

PID DATA						
Upwind			Downwind			
Time	Concentration (ppm)	15-Min Avg Concentration (ppm)	Time	Concentration (ppm)	15-Min Avg Concentration (ppm)	Exceeds VOC Alarm Limit
8:40	0.0	0.0	8:40	0.0	0.0	-
8:41	0.0	0.0	8:41	0.0	0.0	-
8:42	0.0	0.0	8:42	0.0	0.0	-
8:43	0.0	0.0	8:43	0.0	0.0	-
8:44	0.0	0.0	8:44	0.0	0.0	-
8:45	0.0	0.0	8:45	0.0	0.0	-
8:46	0.0	0.0	8:46	0.0	0.0	-
8:47	0.0	0.0	8:47	0.0	0.0	-
8:48	0.0	0.0	8:48	0.0	0.0	-
8:49	0.0	0.0	8:49	0.0	0.0	-
8:50	0.0	0.0	8:50	0.0	0.0	-
8:51	0.0	0.0	8:51	0.0	0.0	-
8:52	0.0	0.0	8:52	0.0	0.0	-
8:53	0.0	0.0	8:53	0.0	0.0	-
8:54	0.0	0.0	8:54	0.0	0.0	-
8:55	0.0	0.0	8:55	0.0	0.0	-
8:56	0.0	0.0	8:56	0.0	0.0	-
8:57	0.0	0.0	8:57	0.0	0.0	-
8:58	0.0	0.0	8:58	0.0	0.0	-
8:59	0.0	0.0	8:59	0.0	0.0	-
9:00	0.0	0.0	9:00	0.0	0.0	-
9:01	0.0	0.0	9:01	0.0	0.0	-
9:02	0.0	0.0	9:02	0.0	0.0	-
9:03	0.0	0.0	9:03	0.0	0.0	-
9:04	0.0	0.0	9:04	0.0	0.0	-
9:05	0.0	0.0	9:05	0.0	0.0	-
9:06	0.0	0.0	9:06	0.0	0.0	-
9:07	0.0	0.0	9:07	0.0	0.0	-
9:08	0.0	0.0	9:08	0.0	0.0	-
9:09	0.0	0.0	9:09	0.0	0.0	-
9:10	0.0	0.0	9:10	0.0	0.0	-
9:11	0.0	0.0	9:11	0.0	0.0	-
9:12	0.0	0.0	9:12	0.0	0.0	-
9:13	0.0	0.0	9:13	0.0	0.0	-
9:14	0.0	0.0	9:14	0.0	0.0	-
9:15	0.0	0.0	9:15	0.0	0.0	-
9:16	0.0	0.0	9:16	0.0	0.0	-
9:17	0.0	0.0	9:17	0.0	0.0	-
9:18	0.0	0.0	9:18	0.0	0.0	-
9:19	0.0	0.0	9:19	0.0	0.0	-
9:20	0.0	0.0	9:20	0.0	0.0	-
9:21	0.0	0.0	9:21	0.0	0.0	-
9:22	0.0	0.0	9:22	0.0	0.0	-
9:23	0.0	0.0	9:23	0.0	0.0	-
9:24	0.0	0.0	9:24	0.0	0.0	-
9:25	0.0	0.0	9:25	0.0	0.0	-
9:26	0.0	0.0	9:26	0.0	0.0	-
9:27	0.0	0.0	9:27	0.0	0.0	-

Grand Union Bowling Alley Site
BCP #360222
150 Westchester Avenue, Port Chester
November 27, 2024

PID DATA						
Upwind			Downwind			
Time	Concentration (ppm)	15-Min Avg Concentration (ppm)	Time	Concentration (ppm)	15-Min Avg Concentration (ppm)	Exceeds VOC Alarm Limit
9:28	0.0	0.0	9:28	0.0	0.0	-
9:29	0.0	0.0	9:29	0.0	0.0	-
9:30	0.0	0.0	9:30	0.0	0.0	-
9:31	0.0	0.0	9:31	0.0	0.0	-
9:32	0.0	0.0	9:32	0.0	0.0	-
9:33	0.0	0.0	9:33	0.0	0.0	-
9:34	0.0	0.0	9:34	0.0	0.0	-
9:35	0.0	0.0	9:35	0.0	0.0	-
9:36	0.0	0.0	9:36	0.0	0.0	-
9:37	0.0	0.0	9:37	0.0	0.0	-
9:38	0.0	0.0	9:38	0.0	0.0	-
9:39	0.0	0.0	9:39	0.0	0.0	-
9:40	0.0	0.0	9:40	0.0	0.0	-
9:41	0.0	0.0	9:41	0.0	0.0	-
9:42	0.0	0.0	9:42	0.0	0.0	-
9:43	0.0	0.0	9:43	0.0	0.0	-
9:44	0.0	0.0	9:44	0.0	0.0	-
9:45	0.0	0.0	9:45	0.0	0.0	-
9:46	0.0	0.0	9:46	0.0	0.0	-
9:47	0.0	0.0	9:47	0.0	0.0	-
9:48	0.0	0.0	9:48	0.0	0.0	-
9:49	0.0	0.0	9:49	0.0	0.0	-
9:50	0.0	0.0	9:50	0.0	0.0	-
9:51	0.0	0.0	9:51	0.0	0.0	-
9:52	0.0	0.0	9:52	0.0	0.0	-
9:53	0.0	0.0	9:53	0.0	0.0	-
9:54	0.0	0.0	9:54	0.0	0.0	-
9:55	0.0	0.0	9:55	0.0	0.0	-
9:56	0.0	0.0	9:56	0.0	0.0	-
9:57	0.0	0.0	9:57	0.0	0.0	-
9:58	0.0	0.0	9:58	0.0	0.0	-
9:59	0.0	0.0	9:59	0.0	0.0	-
10:00	0.0	0.0	10:00	0.0	0.0	-
10:01	0.0	0.0	10:01	0.0	0.0	-
10:02	0.0	0.0	10:02	0.0	0.0	-
10:03	0.0	0.0	10:03	0.0	0.0	-
10:04	0.0	0.0	10:04	0.0	0.0	-
10:05	0.0	0.0	10:05	0.0	0.0	-
10:06	0.0	0.0	10:06	0.0	0.0	-
10:07	0.0	0.0	10:07	0.0	0.0	-
10:08	0.0	0.0	10:08	0.0	0.0	-
10:09	0.0	0.0	10:09	0.0	0.0	-
10:10	0.0	0.0	10:10	0.0	0.0	-
10:11	0.0	0.0	10:11	0.0	0.0	-
10:12	0.0	0.0	10:12	0.0	0.0	-
10:13	0.0	0.0	10:13	0.0	0.0	-
10:14	0.0	0.0	10:14	0.0	0.0	-
10:15	0.0	0.0	10:15	0.0	0.0	-

Grand Union Bowling Alley Site
BCP #360222
150 Westchester Avenue, Port Chester
November 27, 2024

PID DATA						
Upwind			Downwind			
Time	Concentration (ppm)	15-Min Avg Concentration (ppm)	Time	Concentration (ppm)	15-Min Avg Concentration (ppm)	Exceeds VOC Alarm Limit
10:16	0.0	0.0	10:16	0.0	0.0	-
10:17	0.0	0.0	10:17	0.0	0.0	-
10:18	0.0	0.0	10:18	0.0	0.0	-
10:19	0.0	0.0	10:19	0.0	0.0	-
10:20	0.0	0.0	10:20	0.0	0.0	-
10:21	0.0	0.0	10:21	0.0	0.0	-
10:22	0.0	0.0	10:22	0.0	0.0	-
10:23	0.0	0.0	10:23	0.0	0.0	-
10:24	0.0	0.0	10:24	0.0	0.0	-
10:25	0.0	0.0	10:25	0.0	0.0	-
10:26	0.0	0.0	10:26	0.0	0.0	-
10:27	0.0	0.0	10:27	0.0	0.0	-
10:28	0.0	0.0	10:28	0.0	0.0	-
10:29	0.0	0.0	10:29	0.0	0.0	-
10:30	0.0	0.0	10:30	0.0	0.0	-
10:31	0.0	0.0	10:31	0.0	0.0	-
10:32	0.0	0.0	10:32	0.0	0.0	-
10:33	0.0	0.0	10:33	0.0	0.0	-
10:34	0.0	0.0	10:34	0.0	0.0	-
10:35	0.0	0.0	10:35	0.0	0.0	-
10:36	0.0	0.0	10:36	0.0	0.0	-
10:37	0.0	0.0	10:37	0.0	0.0	-
10:38	0.0	0.0	10:38	0.0	0.0	-
10:39	0.0	0.0	10:39	0.0	0.0	-
10:40	0.0	0.0	10:40	0.0	0.0	-
10:41	0.0	0.0	10:41	0.0	0.0	-
10:42	0.0	0.0	10:42	0.0	0.0	-
10:43	0.0	0.0	10:43	0.0	0.0	-
10:44	0.0	0.0	10:44	0.0	0.0	-
10:45	0.0	0.0	10:45	0.0	0.0	-
10:46	0.0	0.0	10:46	0.0	0.0	-
10:47	0.0	0.0	10:47	0.0	0.0	-
10:48	0.0	0.0	10:48	0.0	0.0	-
10:49	0.0	0.0	10:49	0.0	0.0	-
10:50	0.0	0.0	10:50	0.0	0.0	-
10:51	0.0	0.0	10:51	0.0	0.0	-
10:52	0.0	0.0	10:52	0.0	0.0	-
10:53	0.0	0.0	10:53	0.0	0.0	-
10:54	0.0	0.0	10:54	0.0	0.0	-
10:55	0.0	0.0	10:55	0.0	0.0	-
10:56	0.0	0.0	10:56	0.0	0.0	-
10:57	0.0	0.0	10:57	0.0	0.0	-
10:58	0.0	0.0	10:58	0.0	0.0	-
10:59	0.0	0.0	10:59	0.0	0.0	-
11:00	0.0	0.0	11:00	0.0	0.0	-
11:01	0.0	0.0	11:01	0.0	0.0	-
11:02	0.0	0.0	11:02	0.0	0.0	-
11:03	0.0	0.0	11:03	0.0	0.0	-

Grand Union Bowling Alley Site
BCP #360222
150 Westchester Avenue, Port Chester
November 27, 2024

PID DATA						
Upwind			Downwind			
Time	Concentration (ppm)	15-Min Avg Concentration (ppm)	Time	Concentration (ppm)	15-Min Avg Concentration (ppm)	Exceeds VOC Alarm Limit
11:04	0.0	0.0	11:04	0.0	0.0	-
11:05	0.0	0.0	11:05	0.0	0.0	-
11:06	0.0	0.0	11:06	0.0	0.0	-
11:07	0.0	0.0	11:07	0.0	0.0	-
11:08	0.0	0.0	11:08	0.0	0.0	-
11:09	0.0	0.0	11:09	0.0	0.0	-
11:10	0.0	0.0	11:10	0.0	0.0	-
11:11	0.0	0.0	11:11	0.0	0.0	-
11:12	0.0	0.0	11:12	0.0	0.0	-
11:13	0.0	0.0	11:13	0.0	0.0	-
11:14	0.0	0.0	11:14	0.0	0.0	-
11:15	0.0	0.0	11:15	0.0	0.0	-
11:16	0.0	0.0	11:16	0.0	0.0	-
11:17	0.0	0.0	11:17	0.0	0.0	-
11:18	0.0	0.0	11:18	0.0	0.0	-
11:19	0.0	0.0	11:19	0.0	0.0	-
11:20	0.0	0.0	11:20	0.0	0.0	-
11:21	0.0	0.0	11:21	0.0	0.0	-
11:22	0.0	0.0	11:22	0.0	0.0	-
11:23	0.0	0.0	11:23	0.0	0.0	-
11:24	0.0	0.0	11:24	0.0	0.0	-
11:25	0.0	0.0	11:25	0.0	0.0	-
11:26	0.0	0.0	11:26	0.0	0.0	-
11:27	0.0	0.0	11:27	0.0	0.0	-
11:28	0.0	0.0	11:28	0.0	0.0	-
11:29	0.0	0.0	11:29	0.0	0.0	-
11:30	0.0	0.0	11:30	0.0	0.0	-
11:31	0.0	0.0	11:31	0.0	0.0	-
11:32	0.0	0.0	11:32	0.0	0.0	-
11:33	0.0	0.0	11:33	0.0	0.0	-
11:34	0.0	0.0	11:34	0.0	0.0	-
11:35	0.0	0.0	11:35	0.0	0.0	-
11:36	0.0	0.0	11:36	0.0	0.0	-
11:37	0.0	0.0	11:37	0.0	0.0	-
11:38	0.0	0.0	11:38	0.0	0.0	-
11:39	0.0	0.0	11:39	0.0	0.0	-
11:40	0.0	0.0	11:40	0.0	0.0	-
11:41	0.0	0.0	11:41	0.0	0.0	-
11:42	0.0	0.0	11:42	0.0	0.0	-
11:43	0.0	0.0	11:43	0.0	0.0	-
11:44	0.0	0.0	11:44	0.0	0.0	-
11:45	0.0	0.0	11:45	0.0	0.0	-
11:46	0.0	0.0	11:46	0.0	0.0	-
11:47	0.0	0.0	11:47	0.0	0.0	-
11:48	0.0	0.0	11:48	0.0	0.0	-
11:49	0.0	0.0	11:49	0.0	0.0	-
11:50	0.0	0.0	11:50	0.0	0.0	-
11:51	0.0	0.0	11:51	0.0	0.0	-

Grand Union Bowling Alley Site
BCP #360222
150 Westchester Avenue, Port Chester
November 27, 2024

PID DATA						
Upwind			Downwind			
Time	Concentration (ppm)	15-Min Avg Concentration (ppm)	Time	Concentration (ppm)	15-Min Avg Concentration (ppm)	Exceeds VOC Alarm Limit
11:52	0.0	0.0	11:52	0.0	0.0	-
11:53	0.0	0.0	11:53	0.0	0.0	-
11:54	0.0	0.0	11:54	0.0	0.0	-
11:55	0.0	0.0	11:55	0.0	0.0	-
11:56	0.0	0.0	11:56	0.0	0.0	-
11:57	0.0	0.0	11:57	0.0	0.0	-
11:58	0.0	0.0	11:58	0.0	0.0	-
11:59	0.0	0.0	11:59	0.0	0.0	-
12:00	0.0	0.0	12:00	0.0	0.0	-
12:01	0.0	0.0	12:01	0.0	0.0	-
12:02	0.0	0.0	12:02	0.0	0.0	-
12:03	0.0	0.0	12:03	0.0	0.0	-
12:04	0.0	0.0	12:04	0.0	0.0	-
12:05	0.0	0.0	12:05	0.0	0.0	-
12:06	0.0	0.0	12:06	0.0	0.0	-
12:07	0.0	0.0	12:07	0.0	0.0	-
12:08	0.0	0.0	12:08	0.0	0.0	-
12:09	0.0	0.0	12:09	0.0	0.0	-
12:10	0.0	0.0	12:10	0.0	0.0	-
12:11	0.0	0.0	12:11	0.0	0.0	-
12:12	0.0	0.0	12:12	0.0	0.0	-
12:13	0.0	0.0	12:13	0.0	0.0	-
12:14	0.0	0.0	12:14	0.0	0.0	-
12:15	0.0	0.0	12:15	0.0	0.0	-
12:16	0.0	0.0	12:16	0.0	0.0	-
12:17	0.0	0.0	12:17	0.0	0.0	-
12:18	0.0	0.0	12:18	0.0	0.0	-
12:19	0.0	0.0	12:19	0.0	0.0	-
12:20	0.0	0.0	12:20	0.0	0.0	-
12:21	0.0	0.0	12:21	0.0	0.0	-
12:22	0.0	0.0	12:22	0.0	0.0	-
12:23	0.0	0.0	12:23	0.0	0.0	-
12:24	0.0	0.0	12:24	0.0	0.0	-
12:25	0.0	0.0	12:25	0.0	0.0	-
12:26	0.0	0.0	12:26	0.0	0.0	-
12:27	0.0	0.0	12:27	0.0	0.0	-
12:28	0.0	0.0	12:28	0.0	0.0	-
12:29	0.0	0.0	12:29	0.0	0.0	-
12:30	0.0	0.0	12:30	0.0	0.0	-
12:31	0.0	0.0	12:31	0.0	0.0	-
12:32	0.0	0.0	12:32	0.0	0.0	-
12:33	0.0	0.0	12:33	0.0	0.0	-
12:34	0.0	0.0	12:34	0.0	0.0	-
12:35	0.0	0.0	12:35	0.0	0.0	-
12:36	0.0	0.0	12:36	0.0	0.0	-
12:37	0.0	0.0	12:37	0.0	0.0	-
12:38	0.0	0.0	12:38	0.0	0.0	-
12:39	0.0	0.0	12:39	0.0	0.0	-

Grand Union Bowling Alley Site
BCP #360222
150 Westchester Avenue, Port Chester
November 27, 2024

PID DATA						
Upwind			Downwind			
Time	Concentration (ppm)	15-Min Avg Concentration (ppm)	Time	Concentration (ppm)	15-Min Avg Concentration (ppm)	Exceeds VOC Alarm Limit
12:40	0.0	0.0	12:40	0.0	0.0	-
12:41	0.0	0.0	12:41	0.0	0.0	-
12:42	0.0	0.0	12:42	0.0	0.0	-
12:43	0.0	0.0	12:43	0.0	0.0	-
12:44	0.0	0.0	12:44	0.0	0.0	-
12:45	0.0	0.0	12:45	0.0	0.0	-
12:46	0.0	0.0	12:46	0.0	0.0	-
12:47	0.0	0.0	12:47	0.0	0.0	-
12:48	0.0	0.0	12:48	0.0	0.0	-
12:49	0.0	0.0	12:49	0.0	0.0	-
12:50	0.0	0.0	12:50	0.0	0.0	-
12:51	0.0	0.0	12:51	0.0	0.0	-
12:52	0.0	0.0	12:52	0.0	0.0	-
12:53	0.0	0.0	12:53	0.0	0.0	-
12:54	0.0	0.0	12:54	0.0	0.0	-
12:55	0.0	0.0	12:55	0.0	0.0	-
12:56	0.0	0.0	12:56	0.0	0.0	-
12:57	0.0	0.0	12:57	0.0	0.0	-
12:58	0.0	0.0	12:58	0.0	0.0	-
12:59	0.0	0.0	12:59	0.0	0.0	-
13:00	0.0	0.0	13:00	0.0	0.0	-
13:01	0.0	0.0	13:01	0.0	0.0	-
13:02	0.0	0.0	13:02	0.0	0.0	-
13:03	0.0	0.0	13:03	0.0	0.0	-
13:04	0.0	0.0	13:04	0.0	0.0	-
13:05	0.0	0.0	13:05	0.0	0.0	-
13:06	0.0	0.0	13:06	0.0	0.0	-
13:07	0.0	0.0	13:07	0.0	0.0	-
13:08	0.0	0.0	13:08	0.0	0.0	-
13:09	0.0	0.0	13:09	0.0	0.0	-
13:10	0.0	0.0	13:10	0.0	0.0	-
13:11	0.0	0.0	13:11	0.0	0.0	-
13:12	0.0	0.0	13:12	0.0	0.0	-
13:13	0.0	0.0	13:13	0.0	0.0	-
13:14	0.0	0.0	13:14	0.0	0.0	-
13:15	0.0	0.0	13:15	0.0	0.0	-
13:16	0.0	0.0	13:16	0.0	0.0	-
13:17	0.0	0.0	13:17	0.0	0.0	-
13:18	0.0	0.0	13:18	0.0	0.0	-
13:19	0.0	0.0	13:19	0.0	0.0	-
13:20	0.0	0.0	13:20	0.0	0.0	-
13:21	0.0	0.0	13:21	0.0	0.0	-
13:22	0.0	0.0	13:22	0.0	0.0	-
13:23	0.0	0.0	13:23	0.0	0.0	-
13:24	0.0	0.0	13:24	0.0	0.0	-
13:25	0.0	0.0	13:25	0.0	0.0	-
13:26	0.0	0.0	13:26	0.0	0.0	-
13:27	0.0	0.0	13:27	0.0	0.0	-

Grand Union Bowling Alley Site
BCP #360222
150 Westchester Avenue, Port Chester
November 27, 2024

PID DATA						
Upwind			Downwind			
Time	Concentration (ppm)	15-Min Avg Concentration (ppm)	Time	Concentration (ppm)	15-Min Avg Concentration (ppm)	Exceeds VOC Alarm Limit
13:28	0.0	0.0	13:28	0.0	0.0	-
13:29	0.0	0.0	13:29	0.0	0.0	-
13:30	0.0	0.0	13:30	0.0	0.0	-
13:31	0.0	0.0	13:31	0.0	0.0	-
13:32	0.0	0.0	13:32	0.0	0.0	-
13:33	0.0	0.0	13:33	0.0	0.0	-
13:34	0.0	0.0	13:34	0.0	0.0	-
13:35	0.0	0.0	13:35	0.0	0.0	-
13:36	0.0	0.0	13:36	0.0	0.0	-
13:37	0.0	0.0	13:37	0.0	0.0	-
13:38	0.0	0.0	13:38	0.0	0.0	-
13:39	0.0	0.0	13:39	0.0	0.0	-
13:40	0.0	0.0	13:40	0.0	0.0	-
13:41	0.0	0.0	13:41	0.0	0.0	-
13:42	0.0	0.0	13:42	0.0	0.0	-
13:43	0.0	0.0	13:43	0.0	0.0	-
13:44	0.0	0.0	13:44	0.0	0.0	-
13:45	0.0	0.0	13:45	0.0	0.0	-
13:46	0.0	0.0	13:46	0.0	0.0	-
13:47	0.0	0.0	13:47	0.0	0.0	-
13:48	0.0	0.0	13:48	0.0	0.0	-
13:49	0.0	0.0	13:49	0.0	0.0	-
13:50	0.0	0.0	13:50	0.0	0.0	-
13:51	0.0	0.0	13:51	0.0	0.0	-
13:52	0.0	0.0	13:52	0.0	0.0	-
13:53	0.0	0.0	13:53	0.0	0.0	-
13:54	0.0	0.0	13:54	0.0	0.0	-
13:55	0.0	0.0	13:55	0.0	0.0	-
13:56	0.0	0.0	13:56	0.0	0.0	-
13:57	0.0	0.0	13:57	0.0	0.0	-
13:58	0.0	0.0	13:58	0.0	0.0	-
13:59	0.0	0.0	13:59	0.0	0.0	-
14:00	0.0	0.0	14:00	0.0	0.0	-
14:01	0.0	0.0	14:01	0.0	0.0	-
14:02	0.0	0.0	14:02	0.0	0.0	-
14:03	0.0	0.0	14:03	0.0	0.0	-
14:04	0.0	0.0	14:04	0.0	0.0	-
14:05	0.0	0.0	14:05	0.0	0.0	-
14:06	0.0	0.0	14:06	0.0	0.0	-
14:07	0.0	0.0	14:07	0.0	0.0	-
14:08	0.0	0.0	14:08	0.0	0.0	-
14:09	0.0	0.0	14:09	0.0	0.0	-
14:10	0.0	0.0	14:10	0.0	0.0	-
14:11	0.0	0.0	14:11	0.0	0.0	-
14:12	0.0	0.0	14:12	0.0	0.0	-
14:13	0.0	0.0	14:13	0.0	0.0	-
14:14	0.0	0.0	14:14	0.0	0.0	-
14:15	0.0	0.0	14:15	0.0	0.0	-

Grand Union Bowling Alley Site
BCP #360222
150 Westchester Avenue, Port Chester
November 27, 2024

PID DATA						
Upwind			Downwind			
Time	Concentration (ppm)	15-Min Avg Concentration (ppm)	Time	Concentration (ppm)	15-Min Avg Concentration (ppm)	Exceeds VOC Alarm Limit
14:16	0.0	0.0	14:16	0.0	0.0	-
14:17	0.0	0.0	14:17	0.0	0.0	-
14:18	0.0	0.0	14:18	0.0	0.0	-
14:19	0.0	0.0	14:19	0.0	0.0	-
14:20	0.0	0.0	14:20	0.0	0.0	-
14:21	0.0	0.0	14:21	0.0	0.0	-
14:22	0.0	0.0	14:22	0.0	0.0	-
14:23	0.0	0.0	14:23	0.0	0.0	-
14:24	0.0	0.0	14:24	0.0	0.0	-
14:25	0.0	0.0	14:25	0.0	0.0	-
14:26	0.0	0.0	14:26	0.0	0.0	-
14:27	0.0	0.0	14:27	0.0	0.0	-
14:28	0.0	0.0	14:28	0.0	0.0	-
14:29	0.0	0.0	14:29	0.0	0.0	-
14:30	0.0	0.0	14:30	0.0	0.0	-
14:31	0.0	0.0	14:31	0.0	0.0	-
14:32	0.0	0.0	14:32	0.0	0.0	-
14:33	0.0	0.0	14:33	0.0	0.0	-
14:34	0.0	0.0	14:34	0.0	0.0	-
14:35	0.0	0.0	14:35	0.0	0.0	-
14:36	0.0	0.0	14:36	0.0	0.0	-
14:37	0.0	0.0	14:37	0.0	0.0	-
14:38	0.0	0.0	14:38	0.0	0.0	-
14:39	0.0	0.0	14:39	0.0	0.0	-
14:40	0.0	0.0	14:40	0.0	0.0	-
14:41	0.0	0.0	14:41	0.0	0.0	-
14:42	0.0	0.0	14:42	0.0	0.0	-
14:43	0.0	0.0	14:43	0.0	0.0	-
14:44	0.0	0.0	14:44	0.0	0.0	-
14:45	0.0	0.0	14:45	0.0	0.0	-
14:46	0.0	0.0	14:46	0.0	0.0	-
14:47	0.0	0.0	14:47	0.0	0.0	-
14:48	0.0	0.0	14:48	0.0	0.0	-
14:49	0.0	0.0	14:49	0.0	0.0	-
14:50	0.0	0.0	14:50	0.0	0.0	-
14:51	0.0	0.0	14:51	0.0	0.0	-
14:52	0.0	0.0	14:52	0.0	0.0	-
14:53	0.0	0.0	14:53	0.0	0.0	-
14:54	0.0	0.0	14:54	0.0	0.0	-
14:55	0.0	0.0	14:55	0.0	0.0	-
14:56	0.0	0.0	14:56	0.0	0.0	-
14:57	0.0	0.0	14:57	0.0	0.0	-
14:58	0.0	0.0	14:58	0.0	0.0	-
14:59	0.0	0.0	14:59	0.0	0.0	-
15:00	0.0	0.0	15:00	0.0	0.0	-
15:01	0.0	0.0	15:01	0.0	0.0	-
15:02	0.0	0.0	15:02	0.0	0.0	-
15:03	0.0	0.0	15:03	0.0	0.0	-

Grand Union Bowling Alley Site
BCP #360222
150 Westchester Avenue, Port Chester
November 27, 2024

PID DATA						
Upwind			Downwind			Exceeds VOC Alarm Limit
Time	Concentration (ppm)	15-Min Avg Concentration (ppm)	Time	Concentration (ppm)	15-Min Avg Concentration (ppm)	
15:04	0.0	0.0	15:04	0.0	0.0	-
15:05	0.0	0.0	15:05	0.0	0.0	-
15:06	0.0	0.0	15:06	0.0	0.0	-
15:07	-	-	15:07	0.0	0.0	-
15:08	0.0	-	15:08	0.0	0.0	-
15:09	-	-	15:09	0.0	0.0	-
15:10	-	-	15:10	0.0	0.0	-
15:11	-	-	15:11	0.0	0.0	-
15:12	-	-	15:12	0.0	0.0	-
15:13	-	-	15:13	0.0	0.0	-
15:14	-	-	15:14	0.0	0.0	-
15:15	-	-	15:15	0.0	0.0	-
15:16	-	-	15:16	0.0	0.0	-
15:17	-	-	15:17	0.0	0.0	-
15:18	-	-	15:18	0.0	0.0	-

SESI CONSULTING ENGINEERS

959 US-46 Floor 3, Suite 300 - Parsippany-Troy Hills, NJ

DAILY AIR MONITORING REPORT
150 Westchester Avenue
Port Chester, New York

11/29/2024

Rev. No. 0 | Page 1 of 2

Project Number: 11895A

Dust Action Level: 150 µg/m^3

VOC Action Level: 5 ppm

Weather Data Range for Work Day		Wind Direction	WSW	Relative Humidity (%)	85.0 - 88.0	Daily Rain Total (in)	0.00	Readings in the summary table and graphs below are the reported downwind concentrations.
Temperature (°F)	33.0 - 36.0	Wind Speed (MPH)	1.8 - 2.3	Barometer (inHg)	29.80 - 29.80	Avg. Dew Point Temp (°F)	30.2	

Station Location	Daily Avg. Dust Concentration (µg/m^3)	Max 15-Min Dust Concentration (µg/m^3)	Time of Max Dust Reading	Daily Avg. VOC Concentration (ppm)	Max 15-Min VOC Concentration (ppm)	Time of Max VOC Reading
Upwind	21.0	25.1	7:43	0.0	0.0	7:43
Downwind	23.6	33.4	7:47	0.0	0.0	7:47

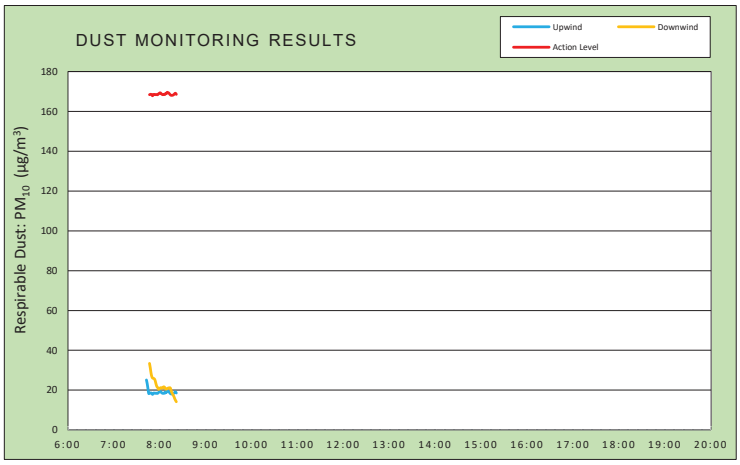

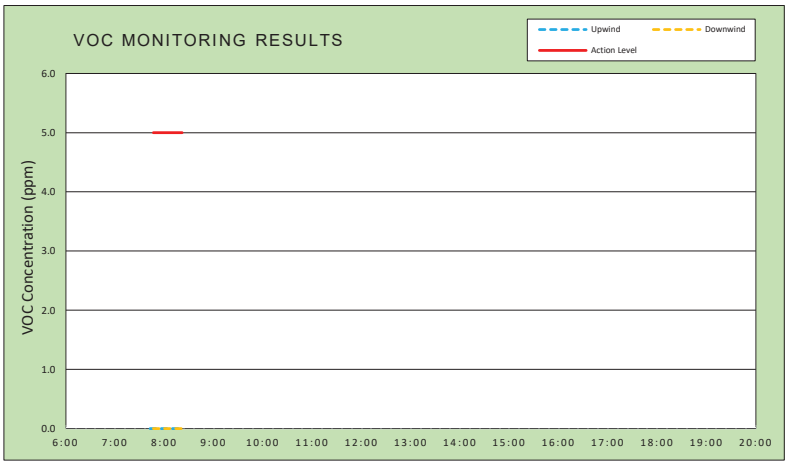

Air Monitoring Notes:

Weather Notes:

EMILCOTT
A Triumvirate Environmental Company

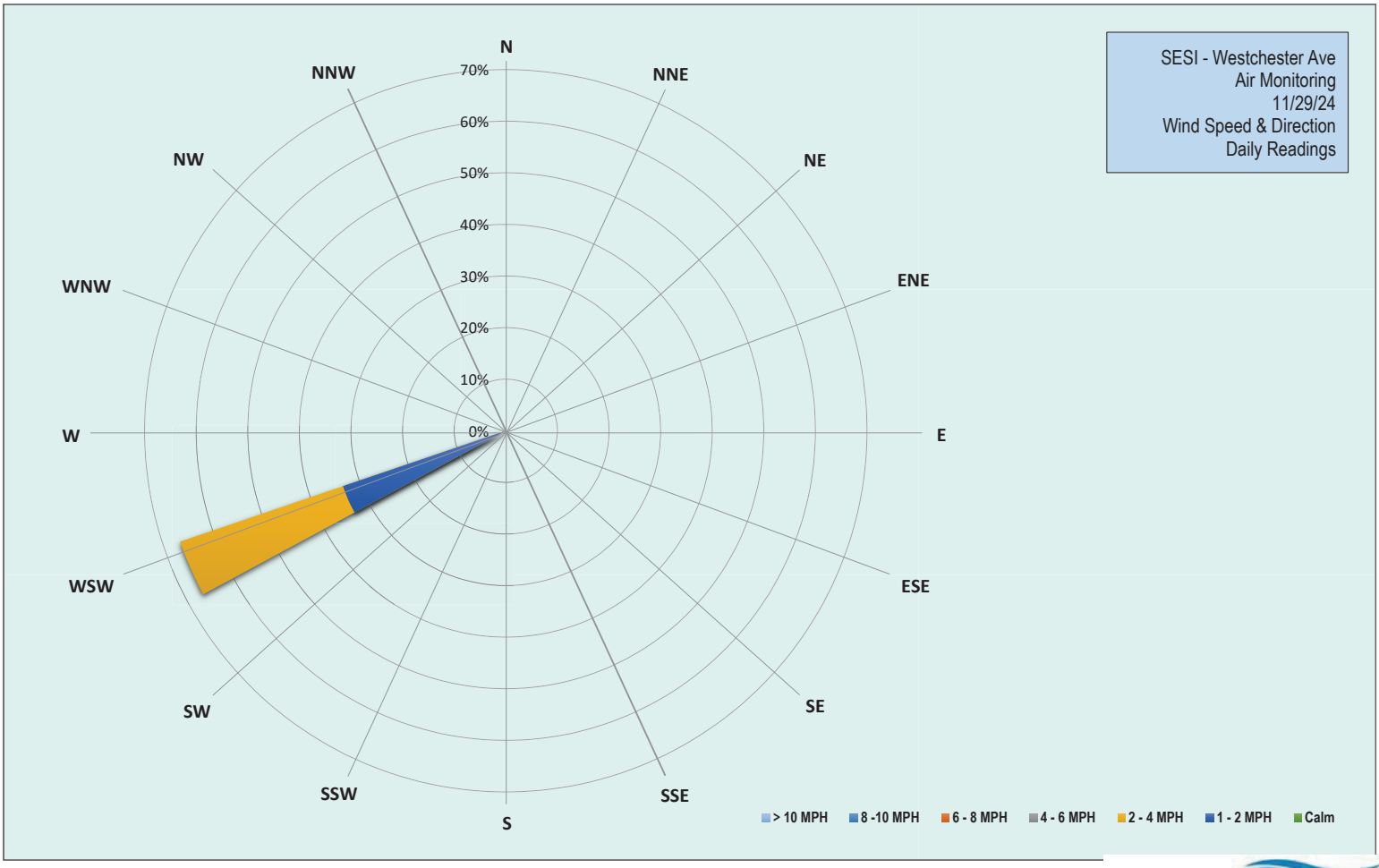

EMILCOTT
A Triumvirate Environmental Company

Grand Union Bowling Alley Site
BCP #360222
150 Westchester Avenue, Port Chester
November 29, 2024

Friday, November 29, 2024						
Number of Instances Where Downwind Particulates Exceeds Upwind Particulate + 150 =						0
Number of Comparable Data Points =						36
Start Time:						7:28
End Time:						8:22
PARTICULATE DATA						
Upwind			Downwind			Exceeds Particulate Alarm Limit
Time	Concentration (ug/m^3)	15-Min Avg Concentration (ug/m^3)	Time	Concentration (ug/m^3)	15-Min Avg Concentration (ug/m^3)	
7:28	56.0	-	7:28	-	-	-
7:29	43.8	-	7:29	-	-	-
7:30	53.0	-	7:30	-	-	-
7:31	51.0	-	7:31	-	-	-
7:32	19.7	-	7:32	67.8	-	-
7:33	19.3	-	7:33	56.3	-	-
7:34	19.0	-	7:34	58.8	-	-
7:35	19.8	-	7:35	43.0	-	-
7:36	23.0	-	7:36	29.8	-	-
7:37	20.5	-	7:37	27.5	-	-
7:38	17.3	-	7:38	30.8	-	-
7:39	18.0	-	7:39	29.3	-	-
7:40	18.5	-	7:40	37.0	-	-
7:41	18.3	-	7:41	37.0	-	-
7:42	18.0	-	7:42	31.0	-	-
7:43	17.8	25.1	7:43	26.0	-	-
7:44	15.5	23.2	7:44	34.3	-	-
7:45	15.3	20.7	7:45	21.3	-	-
7:46	14.0	18.2	7:46	23.5	-	-
7:47	22.0	18.4	7:47	16.0	33.4	-
7:48	21.3	18.5	7:48	23.0	31.2	-
7:49	19.8	18.6	7:49	19.3	28.6	-
7:50	16.0	18.3	7:50	17.0	26.8	-
7:51	15.5	17.8	7:51	18.5	26.1	-
7:52	29.5	18.4	7:52	25.0	25.9	-
7:53	18.8	18.5	7:53	28.3	25.8	-
7:54	17.3	18.5	7:54	21.0	25.2	-
7:55	17.0	18.4	7:55	17.0	23.9	-
7:56	20.3	18.5	7:56	15.3	22.4	-
7:57	15.5	18.4	7:57	18.3	21.6	-
7:58	19.8	18.5	7:58	20.0	21.2	-
7:59	21.8	18.9	7:59	22.0	20.4	-
8:00	18.8	19.1	8:00	29.8	20.9	-
8:01	17.3	19.4	8:01	25.5	21.1	-
8:02	16.8	19.0	8:02	19.5	21.3	-
8:03	16.3	18.7	8:03	19.0	21.0	-
8:04	16.0	18.4	8:04	20.0	21.1	-
8:05	16.3	18.4	8:05	24.0	21.5	-
8:06	18.3	18.6	8:06	20.3	21.7	-
8:07	27.0	18.5	8:07	19.3	21.3	-
8:08	27.3	19.0	8:08	19.0	20.7	-

Grand Union Bowling Alley Site
BCP #360222
150 Westchester Avenue, Port Chester
November 29, 2024

PARTICULATE DATA						
Upwind			Downwind			Exceeds Particulate Alarm Limit
Time	Concentration (ug/m^3)	15-Min Avg Concentration (ug/m^3)	Time	Concentration (ug/m^3)	15-Min Avg Concentration (ug/m^3)	
8:09	14.8	18.9	8:09	19.3	20.5	-
8:10	28.0	19.6	8:10	19.5	20.7	-
8:11	17.8	19.4	8:11	19.5	21.0	-
8:12	13.5	19.3	8:12	20.3	21.1	-
8:13	13.3	18.9	8:13	19.8	21.1	-
8:14	14.8	18.4	8:14	23.5	21.2	-
8:15	14.5	18.1	8:15	14.0	20.2	-
8:16	16.8	18.1	8:16	7.3	18.9	-
8:17	17.3	18.1	8:17	7.8	18.2	-
8:18	18.5	18.3	8:18	8.5	17.5	-
8:19	20.3	18.5	8:19	8.3	16.7	-
8:20	22.3	18.9	8:20	8.8	15.7	-
8:21	21.0	19.1	8:21	8.5	14.9	-
8:22	18.5	18.6	8:22	8.8	14.2	-

Grand Union Bowling Alley Site
BCP #360222
150 Westchester Avenue, Port Chester
November 29, 2024

Friday, November 29, 2024						
Number of Instances Where Downwind VOCs Exceeds Upwind VOCs + 5 =						0
Number of Comparable Data Points =						36
Start Time:						7:28
End Time:						8:22
PID DATA						
Upwind			Downwind			
Time	Concentration (ppm)	15-Min Avg Concentration (ppm)	Time	Concentration (ppm)	15-Min Avg Concentration (ppm)	Exceeds VOC Alarm Limit
7:28	0.0	-	7:28	-	-	-
7:29	0.0	-	7:29	-	-	-
7:30	0.0	-	7:30	-	-	-
7:31	0.0	-	7:31	-	-	-
7:32	0.0	-	7:32	0.0	-	-
7:33	0.0	-	7:33	0.0	-	-
7:34	0.0	-	7:34	0.0	-	-
7:35	0.0	-	7:35	0.0	-	-
7:36	0.0	-	7:36	0.0	-	-
7:37	0.0	-	7:37	0.0	-	-
7:38	0.0	-	7:38	0.0	-	-
7:39	0.0	-	7:39	0.0	-	-
7:40	0.0	-	7:40	0.0	-	-
7:41	0.0	-	7:41	0.0	-	-
7:42	0.0	-	7:42	0.0	-	-
7:43	0.0	0.0	7:43	0.0	-	-
7:44	0.0	0.0	7:44	0.0	-	-
7:45	0.0	0.0	7:45	0.0	-	-
7:46	0.0	0.0	7:46	0.0	-	-
7:47	0.0	0.0	7:47	0.0	0.0	-
7:48	0.0	0.0	7:48	0.0	0.0	-
7:49	0.0	0.0	7:49	0.0	0.0	-
7:50	0.0	0.0	7:50	0.0	0.0	-
7:51	0.0	0.0	7:51	0.0	0.0	-
7:52	0.0	0.0	7:52	0.0	0.0	-
7:53	0.0	0.0	7:53	0.0	0.0	-
7:54	0.0	0.0	7:54	0.0	0.0	-
7:55	0.0	0.0	7:55	0.0	0.0	-
7:56	0.0	0.0	7:56	0.0	0.0	-
7:57	0.0	0.0	7:57	0.0	0.0	-
7:58	0.0	0.0	7:58	0.0	0.0	-
7:59	0.0	0.0	7:59	0.0	0.0	-
8:00	0.0	0.0	8:00	0.0	0.0	-
8:01	0.0	0.0	8:01	0.0	0.0	-
8:02	0.0	0.0	8:02	0.0	0.0	-
8:03	0.0	0.0	8:03	0.0	0.0	-
8:04	0.0	0.0	8:04	0.0	0.0	-
8:05	0.0	0.0	8:05	0.0	0.0	-
8:06	0.0	0.0	8:06	0.0	0.0	-
8:07	0.0	0.0	8:07	0.0	0.0	-
8:08	0.0	0.0	8:08	0.0	0.0	-
8:09	0.0	0.0	8:09	0.0	0.0	-

Grand Union Bowling Alley Site
BCP #360222
150 Westchester Avenue, Port Chester
November 29, 2024

PID DATA						
Upwind			Downwind			Exceeds VOC Alarm Limit
Time	Concentration (ppm)	15-Min Avg Concentration (ppm)	Time	Concentration (ppm)	15-Min Avg Concentration (ppm)	
8:10	0.0	0.0	8:10	0.0	0.0	-
8:11	0.0	0.0	8:11	0.0	0.0	-
8:12	0.0	0.0	8:12	0.0	0.0	-
8:13	0.0	0.0	8:13	0.0	0.0	-
8:14	0.0	0.0	8:14	0.0	0.0	-
8:15	0.0	0.0	8:15	0.0	0.0	-
8:16	0.0	0.0	8:16	0.0	0.0	-
8:17	0.0	0.0	8:17	0.0	0.0	-
8:18	0.0	0.0	8:18	0.0	0.0	-
8:19	0.0	0.0	8:19	0.0	0.0	-
8:20	0.0	0.0	8:20	0.0	0.0	-
8:21	0.0	0.0	8:21	0.0	0.0	-
8:22	0.0	0.0	8:22	0.0	0.0	-

SESI CONSULTING ENGINEERS

959 US-46 Floor 3, Suite 300 - Parsippany-Troy Hills, NJ

DAILY AIR MONITORING REPORT
150 Westchester Avenue
Port Chester, New York

11/30/2024

Rev. No. 0	Page 1 of 2
Project Number: 11895A	
Dust Action Level	150 µg/m^3
VOC Action Level	5 ppm

Weather Data Range for Work Day		Wind Direction	WNW	Relative Humidity (%)	45.0 - 69.0	Daily Rain Total (in)	0.02	Readings in the summary table and graphs below are the reported downwind concentrations.
Temperature (°F)	31.0 - 39.0	Wind Speed (MPH)	3.5 - 9.7	Barometer (inHg)	29.90 - 30.00	Avg. Dew Point Temp (°F)	21.6	

Station Location	Daily Avg. Dust Concentration (µg/m^3)	Max 15-Min Dust Concentration (µg/m^3)	Time of Max Dust Reading	Daily Avg. VOC Concentration (ppm)	Max 15-Min VOC Concentration (ppm)	Time of Max VOC Reading
Upwind	22.9	39.1	13:07	0.0	0.0	9:14
Downwind	38.3	57.3	13:24	0.0	0.0	9:15

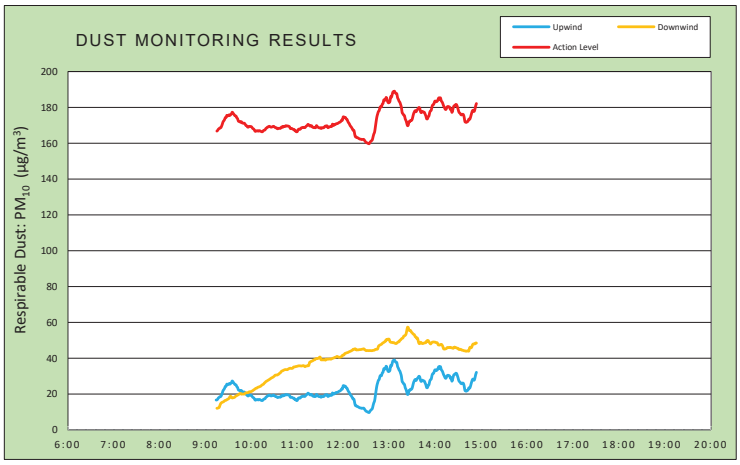

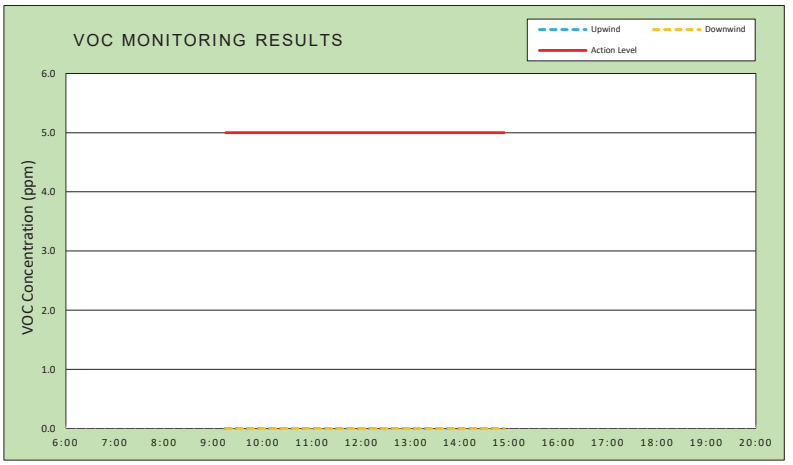

Air Monitoring Notes:

Weather Notes:

EMILCOTT
A Triumvirate Environmental Company

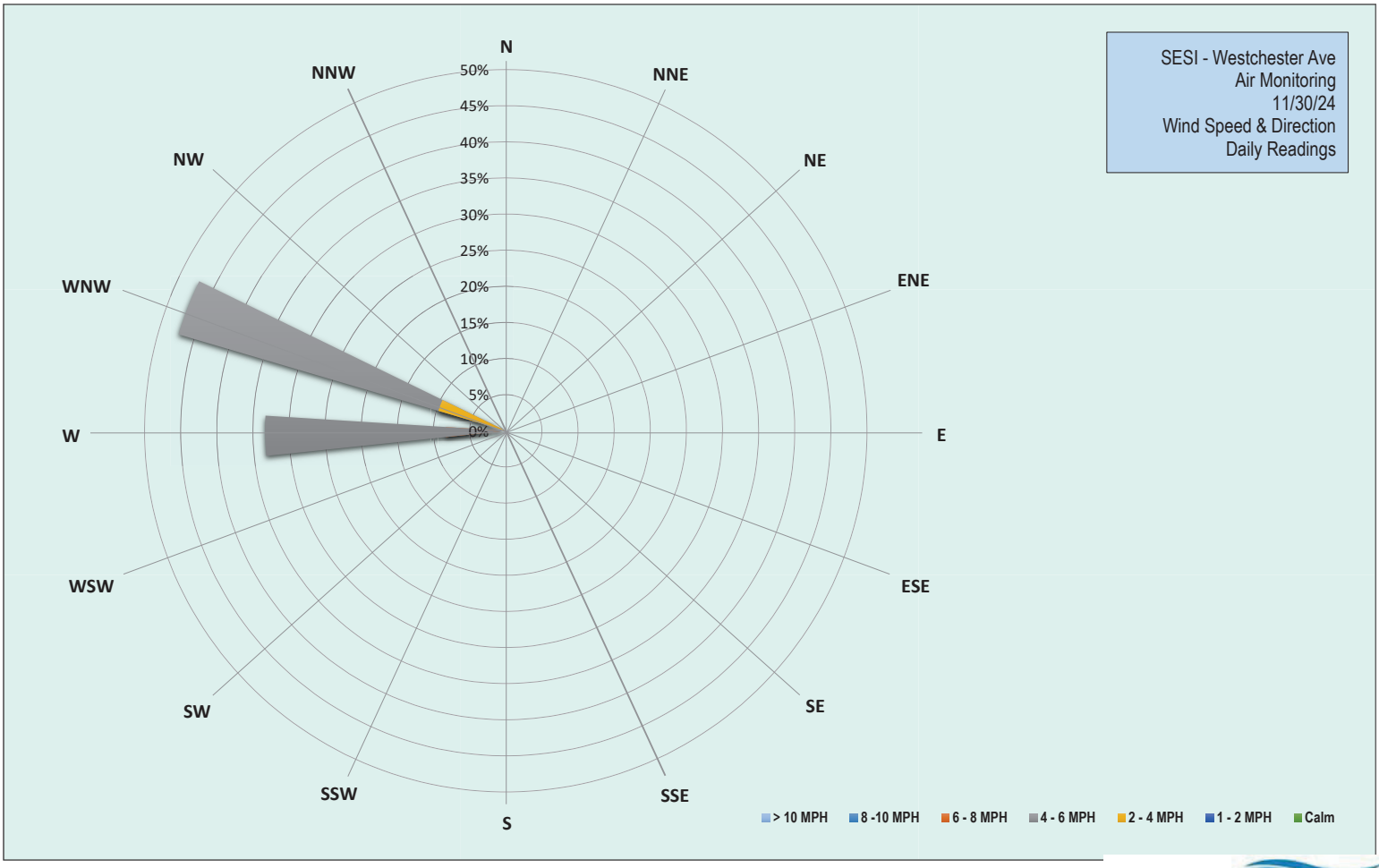

EMILCOTT
A Triumvirate Environmental Company

Grand Union Bowling Alley Site
BCP #360222
150 Westchester Avenue, Port Chester
November 30, 2024

Saturday, November 30, 2024						
Number of Instances Where Downwind Particulates Exceeds Upwind Particulate + 150 =						0
Number of Comparable Data Points =						340
Start Time:						8:59
End Time:						14:54
PARTICULATE DATA						
Upwind			Downwind			Exceeds Particulate Alarm Limit
Time	Concentration (ug/m^3)	15-Min Avg Concentration (ug/m^3)	Time	Concentration (ug/m^3)	15-Min Avg Concentration (ug/m^3)	
8:59	18.8	-	8:59	-	-	-
9:00	15.5	-	9:00	11.0	-	-
9:01	15.8	-	9:01	12.0	-	-
9:02	16.3	-	9:02	10.8	-	-
9:03	16.0	-	9:03	10.3	-	-
9:04	16.5	-	9:04	11.0	-	-
9:05	13.3	-	9:05	12.0	-	-
9:06	13.8	-	9:06	11.8	-	-
9:07	14.8	-	9:07	11.5	-	-
9:08	14.0	-	9:08	13.5	-	-
9:09	17.3	-	9:09	11.5	-	-
9:10	15.8	-	9:10	11.8	-	-
9:11	17.5	-	9:11	13.3	-	-
9:12	19.8	-	9:12	14.3	-	-
9:13	17.8	-	9:13	12.3	-	-
9:14	27.0	16.7	9:14	12.8	-	-
9:15	16.5	16.8	9:15	13.0	12.1	-
9:16	21.8	17.2	9:16	13.0	12.2	-
9:17	26.5	17.9	9:17	13.5	12.4	-
9:18	20.8	18.2	9:18	13.8	12.6	-
9:19	23.0	18.6	9:19	28.5	13.8	-
9:20	13.0	18.6	9:20	26.8	14.7	-
9:21	25.8	19.4	9:21	18.3	15.2	-
9:22	31.5	20.5	9:22	15.8	15.5	-
9:23	34.3	21.9	9:23	16.0	15.6	-
9:24	27.0	22.5	9:24	15.0	15.9	-
9:25	25.8	23.2	9:25	17.8	16.3	-
9:26	34.3	24.3	9:26	16.8	16.5	-
9:27	21.3	24.4	9:27	15.8	16.6	-
9:28	35.8	25.6	9:28	16.8	16.9	-
9:29	21.8	25.3	9:29	16.3	17.1	-
9:30	20.0	25.5	9:30	16.5	17.4	-
9:31	27.3	25.9	9:31	19.0	17.8	-
9:32	21.8	25.5	9:32	25.3	18.5	-
9:33	27.5	26.0	9:33	18.0	18.8	-
9:34	28.3	26.3	9:34	20.0	18.3	-
9:35	28.3	27.4	9:35	20.8	17.9	-
9:36	18.0	26.8	9:36	20.0	18.0	-
9:37	23.5	26.3	9:37	17.5	18.1	-
9:38	24.8	25.7	9:38	17.8	18.2	-
9:39	20.5	25.2	9:39	21.5	18.6	-
9:40	25.0	25.2	9:40	22.5	19.0	-

Grand Union Bowling Alley Site
BCP #360222
150 Westchester Avenue, Port Chester
November 30, 2024

PARTICULATE DATA						
Upwind			Downwind			Exceeds Particulate Alarm Limit
Time	Concentration (ug/m^3)	15-Min Avg Concentration (ug/m^3)	Time	Concentration (ug/m^3)	15-Min Avg Concentration (ug/m^3)	
9:41	19.5	24.2	9:41	20.3	19.2	-
9:42	14.0	23.7	9:42	19.5	19.4	-
9:43	16.3	22.4	9:43	20.0	19.7	-
9:44	17.3	22.1	9:44	21.0	20.0	-
9:45	19.0	22.1	9:45	21.8	20.3	-
9:46	21.8	21.7	9:46	19.5	20.4	-
9:47	27.3	22.1	9:47	19.5	20.0	-
9:48	17.5	21.4	9:48	19.3	20.1	-
9:49	25.8	21.2	9:49	20.3	20.1	-
9:50	27.5	21.2	9:50	20.0	20.0	-
9:51	17.8	21.2	9:51	21.0	20.1	-
9:52	14.5	20.6	9:52	24.0	20.5	-
9:53	14.5	19.9	9:53	21.0	20.7	-
9:54	18.8	19.8	9:54	22.3	20.8	-
9:55	15.3	19.1	9:55	22.3	20.8	-
9:56	17.5	19.0	9:56	23.3	21.0	-
9:57	19.3	19.3	9:57	23.5	21.2	-
9:58	17.8	19.4	9:58	21.5	21.3	-
9:59	15.8	19.3	9:59	21.5	21.4	-
10:00	18.0	19.3	10:00	23.3	21.5	-
10:01	14.0	18.7	10:01	23.3	21.7	-
10:02	19.0	18.2	10:02	23.5	22.0	-
10:03	14.3	18.0	10:03	24.5	22.3	-
10:04	16.8	17.4	10:04	24.3	22.6	-
10:05	16.8	16.7	10:05	25.3	23.0	-
10:06	19.0	16.7	10:06	25.8	23.3	-
10:07	17.8	17.0	10:07	24.8	23.3	-
10:08	15.0	17.0	10:08	26.3	23.7	-
10:09	14.8	16.7	10:09	25.5	23.9	-
10:10	18.5	16.9	10:10	24.3	24.0	-
10:11	18.5	17.0	10:11	26.3	24.2	-
10:12	14.8	16.7	10:12	25.5	24.4	-
10:13	15.3	16.5	10:13	27.5	24.8	-
10:14	13.5	16.4	10:14	27.0	25.1	-
10:15	21.3	16.6	10:15	26.8	25.4	-
10:16	22.5	17.2	10:16	27.0	25.6	-
10:17	21.0	17.3	10:17	32.3	26.2	-
10:18	17.3	17.5	10:18	29.5	26.5	-
10:19	28.3	18.3	10:19	31.8	27.0	-
10:20	20.0	18.5	10:20	28.5	27.2	-
10:21	26.8	19.0	10:21	30.0	27.5	-
10:22	18.8	19.1	10:22	28.5	27.8	-
10:23	20.3	19.4	10:23	30.3	28.0	-
10:24	14.5	19.4	10:24	29.8	28.3	-
10:25	14.0	19.1	10:25	29.0	28.6	-
10:26	16.8	19.0	10:26	30.8	28.9	-
10:27	16.8	19.1	10:27	29.3	29.2	-
10:28	17.3	19.3	10:28	30.5	29.4	-

Grand Union Bowling Alley Site
BCP #360222
150 Westchester Avenue, Port Chester
November 30, 2024

PARTICULATE DATA						
Upwind			Downwind			Exceeds Particulate Alarm Limit
Time	Concentration (ug/m^3)	15-Min Avg Concentration (ug/m^3)	Time	Concentration (ug/m^3)	15-Min Avg Concentration (ug/m^3)	
10:29	17.3	19.5	10:29	31.5	29.7	-
10:30	15.8	19.1	10:30	32.3	30.1	-
10:31	18.3	18.9	10:31	34.0	30.5	-
10:32	16.8	18.6	10:32	33.5	30.6	-
10:33	18.3	18.6	10:33	30.8	30.7	-
10:34	20.3	18.1	10:34	31.5	30.7	-
10:35	20.8	18.2	10:35	33.3	31.0	-
10:36	29.8	18.4	10:36	33.3	31.2	-
10:37	18.5	18.3	10:37	36.0	31.7	-
10:38	19.5	18.3	10:38	34.0	32.0	-
10:39	23.0	18.9	10:39	38.5	32.5	-
10:40	18.8	19.2	10:40	34.5	32.9	-
10:41	12.5	18.9	10:41	32.8	33.0	-
10:42	25.3	19.5	10:42	33.8	33.3	-
10:43	14.3	19.3	10:43	32.8	33.5	-
10:44	20.5	19.5	10:44	34.3	33.7	-
10:45	20.8	19.8	10:45	32.5	33.7	-
10:46	14.3	19.5	10:46	33.8	33.7	-
10:47	18.5	19.7	10:47	33.3	33.7	-
10:48	17.3	19.6	10:48	34.8	33.9	-
10:49	18.0	19.4	10:49	35.8	34.2	-
10:50	16.0	19.1	10:50	35.5	34.4	-
10:51	15.8	18.2	10:51	35.0	34.5	-
10:52	19.3	18.2	10:52	34.0	34.3	-
10:53	19.5	18.2	10:53	34.8	34.4	-
10:54	18.0	17.9	10:54	39.8	34.5	-
10:55	16.0	17.7	10:55	43.3	35.1	-
10:56	12.3	17.7	10:56	34.3	35.2	-
10:57	13.3	16.9	10:57	35.0	35.2	-
10:58	15.3	17.0	10:58	35.0	35.4	-
10:59	12.0	16.4	10:59	35.0	35.4	-
11:00	22.3	16.5	11:00	34.5	35.6	-
11:01	28.3	17.4	11:01	35.5	35.7	-
11:02	25.5	17.9	11:02	34.8	35.8	-
11:03	15.8	17.8	11:03	34.8	35.8	-
11:04	18.8	17.9	11:04	35.5	35.8	-
11:05	26.0	18.5	11:05	34.5	35.7	-
11:06	17.0	18.6	11:06	35.3	35.7	-
11:07	23.3	18.9	11:07	35.8	35.8	-
11:08	17.8	18.8	11:08	35.8	35.9	-
11:09	21.0	19.0	11:09	36.5	35.7	-
11:10	12.3	18.7	11:10	37.5	35.3	-
11:11	20.0	19.2	11:11	39.0	35.6	-
11:12	19.5	19.6	11:12	36.0	35.7	-
11:13	19.8	19.9	11:13	36.3	35.8	-
11:14	21.3	20.6	11:14	36.3	35.9	-
11:15	17.5	20.2	11:15	35.8	35.9	-
11:16	22.8	19.9	11:16	60.8	37.6	-

Grand Union Bowling Alley Site
BCP #360222
150 Westchester Avenue, Port Chester
November 30, 2024

PARTICULATE DATA						
Upwind			Downwind			Exceeds Particulate Alarm Limit
Time	Concentration (ug/m^3)	15-Min Avg Concentration (ug/m^3)	Time	Concentration (ug/m^3)	15-Min Avg Concentration (ug/m^3)	
11:17	19.8	19.5	11:17	39.8	38.0	-
11:18	20.8	19.8	11:18	38.8	38.2	-
11:19	16.3	19.7	11:19	38.3	38.4	-
11:20	16.0	19.0	11:20	37.3	38.6	-
11:21	14.5	18.8	11:21	40.0	38.9	-
11:22	21.0	18.7	11:22	40.0	39.2	-
11:23	19.3	18.8	11:23	36.0	39.2	-
11:24	19.5	18.7	11:24	43.3	39.7	-
11:25	30.3	19.9	11:25	41.3	39.9	-
11:26	12.3	19.4	11:26	37.5	39.8	-
11:27	14.0	19.0	11:27	37.8	39.9	-
11:28	15.3	18.7	11:28	39.3	40.1	-
11:29	19.8	18.6	11:29	42.5	40.5	-
11:30	18.5	18.7	11:30	37.3	40.6	-
11:31	16.5	18.2	11:31	39.3	39.2	-
11:32	26.8	18.7	11:32	38.5	39.1	-
11:33	18.0	18.5	11:33	39.3	39.2	-
11:34	18.8	18.7	11:34	37.3	39.1	-
11:35	17.0	18.8	11:35	39.8	39.3	-
11:36	24.3	19.4	11:36	38.0	39.1	-
11:37	24.0	19.6	11:37	37.5	39.0	-
11:38	17.8	19.5	11:38	43.8	39.5	-
11:39	22.8	19.7	11:39	44.0	39.5	-
11:40	14.5	18.7	11:40	40.8	39.5	-
11:41	16.8	19.0	11:41	38.3	39.5	-
11:42	15.8	19.1	11:42	38.5	39.6	-
11:43	18.5	19.3	11:43	39.5	39.6	-
11:44	19.5	19.3	11:44	40.8	39.5	-
11:45	20.3	19.4	11:45	41.0	39.7	-
11:46	35.8	20.7	11:46	41.8	39.9	-
11:47	16.3	20.0	11:47	41.8	40.1	-
11:48	19.5	20.1	11:48	41.0	40.2	-
11:49	26.3	20.6	11:49	41.0	40.5	-
11:50	16.0	20.5	11:50	41.0	40.6	-
11:51	30.5	20.9	11:51	41.8	40.8	-
11:52	24.0	20.9	11:52	41.0	41.1	-
11:53	20.5	21.1	11:53	40.5	40.8	-
11:54	27.0	21.4	11:54	40.5	40.6	-
11:55	18.8	21.7	11:55	40.0	40.6	-
11:56	18.8	21.8	11:56	39.8	40.7	-
11:57	22.5	22.3	11:57	40.8	40.8	-
11:58	28.8	23.0	11:58	41.8	41.0	-
11:59	18.8	22.9	11:59	51.3	41.7	-
12:00	47.8	24.7	12:00	43.0	41.8	-
12:01	34.3	24.6	12:01	43.5	41.9	-
12:02	13.0	24.4	12:02	52.0	42.6	-
12:03	18.8	24.4	12:03	44.0	42.8	-
12:04	12.5	23.5	12:04	43.5	43.0	-

Grand Union Bowling Alley Site
BCP #360222
150 Westchester Avenue, Port Chester
November 30, 2024

PARTICULATE DATA						
Upwind			Downwind			Exceeds Particulate Alarm Limit
Time	Concentration (ug/m^3)	15-Min Avg Concentration (ug/m^3)	Time	Concentration (ug/m^3)	15-Min Avg Concentration (ug/m^3)	
12:05	13.8	23.3	12:05	43.5	43.1	-
12:06	14.0	22.2	12:06	43.3	43.2	-
12:07	12.5	21.4	12:07	44.5	43.5	-
12:08	11.3	20.8	12:08	44.0	43.7	-
12:09	12.8	19.9	12:09	43.0	43.9	-
12:10	10.5	19.3	12:10	43.0	44.1	-
12:11	10.0	18.7	12:11	43.8	44.3	-
12:12	10.3	17.9	12:12	43.3	44.5	-
12:13	18.5	17.2	12:13	50.3	45.1	-
12:14	18.3	17.2	12:14	49.5	44.9	-
12:15	15.8	15.1	12:15	47.5	45.2	-
12:16	11.3	13.5	12:16	43.5	45.2	-
12:17	13.0	13.5	12:17	43.5	44.7	-
12:18	13.3	13.2	12:18	44.3	44.7	-
12:19	10.5	13.0	12:19	43.8	44.7	-
12:20	9.8	12.8	12:20	43.8	44.7	-
12:21	9.8	12.5	12:21	44.8	44.8	-
12:22	10.0	12.3	12:22	45.0	44.9	-
12:23	10.8	12.3	12:23	44.5	44.9	-
12:24	9.5	12.1	12:24	44.3	45.0	-
12:25	11.3	12.1	12:25	44.8	45.1	-
12:26	10.8	12.2	12:26	45.0	45.2	-
12:27	9.3	12.1	12:27	44.8	45.3	-
12:28	9.3	11.5	12:28	44.3	44.9	-
12:29	9.3	10.9	12:29	44.3	44.5	-
12:30	9.0	10.4	12:30	43.8	44.3	-
12:31	8.8	10.3	12:31	44.3	44.3	-
12:32	8.8	10.0	12:32	43.5	44.3	-
12:33	10.8	9.8	12:33	43.5	44.3	-
12:34	9.3	9.7	12:34	44.0	44.3	-
12:35	22.3	10.6	12:35	44.3	44.3	-
12:36	16.0	11.0	12:36	44.0	44.3	-
12:37	17.0	11.5	12:37	44.8	44.3	-
12:38	17.3	11.9	12:38	45.0	44.3	-
12:39	35.3	13.6	12:39	46.3	44.4	-
12:40	34.8	15.2	12:40	45.5	44.5	-
12:41	27.0	16.3	12:41	47.0	44.6	-
12:42	51.5	19.1	12:42	50.0	45.0	-
12:43	55.3	22.1	12:43	44.8	45.0	-
12:44	48.5	24.8	12:44	45.0	45.0	-
12:45	32.8	26.3	12:45	46.5	45.2	-
12:46	29.8	27.7	12:46	65.5	46.6	-
12:47	15.8	28.2	12:47	50.8	47.1	-
12:48	37.3	30.0	12:48	47.5	47.4	-
12:49	16.8	30.5	12:49	47.5	47.6	-
12:50	19.5	30.3	12:50	47.5	47.8	-
12:51	39.3	31.8	12:51	50.8	48.3	-
12:52	22.8	32.2	12:52	50.0	48.6	-

Grand Union Bowling Alley Site
BCP #360222
150 Westchester Avenue, Port Chester
November 30, 2024

PARTICULATE DATA						
Upwind			Downwind			Exceeds Particulate Alarm Limit
Time	Concentration (ug/m^3)	15-Min Avg Concentration (ug/m^3)	Time	Concentration (ug/m^3)	15-Min Avg Concentration (ug/m^3)	
12:53	46.0	34.1	12:53	48.0	48.8	-
12:54	38.5	34.4	12:54	52.0	49.2	-
12:55	30.3	34.1	12:55	48.5	49.4	-
12:56	50.0	35.6	12:56	61.0	50.4	-
12:57	41.3	34.9	12:57	48.0	50.2	-
12:58	31.5	33.3	12:58	50.8	50.6	-
12:59	37.3	32.6	12:59	45.8	50.7	-
13:00	35.0	32.7	13:00	46.0	50.6	-
13:01	37.5	33.2	13:01	46.0	49.3	-
13:02	57.3	36.0	13:02	45.5	49.0	-
13:03	32.8	35.7	13:03	45.5	48.9	-
13:04	39.5	37.2	13:04	47.5	48.9	-
13:05	41.3	38.7	13:05	44.8	48.7	-
13:06	40.3	38.7	13:06	52.5	48.8	-
13:07	27.8	39.1	13:07	45.5	48.5	-
13:08	31.8	38.1	13:08	45.8	48.3	-
13:09	34.3	37.8	13:09	50.0	48.2	-
13:10	27.3	37.6	13:10	52.3	48.5	-
13:11	16.8	35.4	13:11	67.8	48.9	-
13:12	28.0	34.5	13:12	52.3	49.2	-
13:13	15.0	33.4	13:13	51.0	49.2	-
13:14	28.3	32.8	13:14	58.0	50.0	-
13:15	16.3	31.6	13:15	49.8	50.3	-
13:16	14.0	30.0	13:16	54.3	50.8	-
13:17	12.5	27.0	13:17	50.3	51.1	-
13:18	24.5	26.5	13:18	49.0	51.4	-
13:19	27.5	25.7	13:19	61.8	52.3	-
13:20	37.5	25.4	13:20	47.8	52.5	-
13:21	12.3	23.6	13:21	57.3	52.8	-
13:22	14.0	22.7	13:22	55.0	53.5	-
13:23	9.8	21.2	13:23	74.3	55.4	-
13:24	13.3	19.8	13:24	79.0	57.3	-
13:25	33.5	20.2	13:25	49.5	57.1	-
13:26	45.0	22.1	13:26	46.3	55.7	-
13:27	28.0	22.1	13:27	48.3	55.4	-
13:28	25.3	22.8	13:28	52.5	55.5	-
13:29	27.0	22.7	13:29	44.8	54.6	-
13:30	25.3	23.3	13:30	44.3	54.3	-
13:31	38.8	24.9	13:31	45.8	53.7	-
13:32	37.3	26.6	13:32	45.0	53.4	-
13:33	38.5	27.5	13:33	45.5	53.1	-
13:34	37.8	28.2	13:34	45.5	52.0	-
13:35	27.3	27.5	13:35	45.8	51.9	-
13:36	22.5	28.2	13:36	45.3	51.1	-
13:37	23.5	28.8	13:37	57.0	51.2	-
13:38	17.8	29.4	13:38	50.0	49.6	-
13:39	22.5	30.0	13:39	59.0	48.3	-
13:40	26.3	29.5	13:40	48.8	48.2	-

Grand Union Bowling Alley Site
BCP #360222
150 Westchester Avenue, Port Chester
November 30, 2024

PARTICULATE DATA						
Upwind			Downwind			Exceeds Particulate Alarm Limit
Time	Concentration (ug/m^3)	15-Min Avg Concentration (ug/m^3)	Time	Concentration (ug/m^3)	15-Min Avg Concentration (ug/m^3)	
13:41	17.0	27.6	13:41	56.8	48.9	-
13:42	19.3	27.1	13:42	45.3	48.7	-
13:43	36.3	27.8	13:43	45.0	48.2	-
13:44	24.8	27.6	13:44	45.0	48.3	-
13:45	21.0	27.4	13:45	45.8	48.4	-
13:46	37.0	27.2	13:46	49.3	48.6	-
13:47	21.8	26.2	13:47	46.0	48.7	-
13:48	23.3	25.2	13:48	46.5	48.7	-
13:49	14.5	23.6	13:49	60.5	49.7	-
13:50	27.3	23.6	13:50	45.0	49.7	-
13:51	40.3	24.8	13:51	49.0	49.9	-
13:52	30.0	25.3	13:52	43.8	49.0	-
13:53	46.8	27.2	13:53	43.5	48.6	-
13:54	35.5	28.1	13:54	49.8	48.0	-
13:55	32.0	28.4	13:55	55.0	48.4	-
13:56	47.5	30.5	13:56	64.3	48.9	-
13:57	33.5	31.4	13:57	47.3	49.0	-
13:58	38.8	31.6	13:58	46.0	49.1	-
13:59	42.5	32.8	13:59	44.0	49.0	-
14:00	33.8	33.6	14:00	45.5	49.0	-
14:01	28.8	33.1	14:01	45.5	48.8	-
14:02	28.0	33.5	14:02	45.5	48.7	-
14:03	23.3	33.5	14:03	44.0	48.6	-
14:04	30.5	34.6	14:04	44.8	47.5	-
14:05	39.5	35.4	14:05	44.3	47.5	-
14:06	24.5	34.3	14:06	47.5	47.4	-
14:07	46.0	35.4	14:07	46.5	47.6	-
14:08	21.5	33.7	14:08	47.5	47.8	-
14:09	27.0	33.1	14:09	43.8	47.4	-
14:10	18.8	32.3	14:10	44.0	46.7	-
14:11	28.5	31.0	14:11	44.3	45.4	-
14:12	20.8	30.1	14:12	44.0	45.1	-
14:13	24.5	29.2	14:13	46.8	45.2	-
14:14	36.8	28.8	14:14	46.0	45.3	-
14:15	45.5	29.6	14:15	48.8	45.5	-
14:16	40.8	30.4	14:16	53.3	46.1	-
14:17	30.0	30.5	14:17	43.8	45.9	-
14:18	19.0	30.2	14:18	45.5	46.0	-
14:19	29.8	30.2	14:19	43.5	46.0	-
14:20	18.8	28.8	14:20	47.3	46.2	-
14:21	28.8	29.1	14:21	43.5	45.9	-
14:22	17.8	27.2	14:22	45.5	45.8	-
14:23	41.0	28.5	14:23	45.0	45.7	-
14:24	52.5	30.2	14:24	43.0	45.6	-
14:25	30.0	31.0	14:25	53.5	46.2	-
14:26	30.3	31.1	14:26	42.3	46.1	-
14:27	29.5	31.7	14:27	42.5	46.0	-
14:28	22.5	31.5	14:28	43.3	45.8	-

Grand Union Bowling Alley Site
BCP #360222
150 Westchester Avenue, Port Chester
November 30, 2024

PARTICULATE DATA						
Upwind			Downwind			Exceeds Particulate Alarm Limit
Time	Concentration (ug/m^3)	15-Min Avg Concentration (ug/m^3)	Time	Concentration (ug/m^3)	15-Min Avg Concentration (ug/m^3)	
14:29	20.5	30.4	14:29	43.5	45.6	-
14:30	25.3	29.1	14:30	47.8	45.5	-
14:31	17.5	27.5	14:31	44.0	44.9	-
14:32	20.8	26.9	14:32	46.8	45.1	-
14:33	12.8	26.5	14:33	42.5	44.9	-
14:34	19.3	25.8	14:34	43.5	44.9	-
14:35	21.3	26.0	14:35	41.5	44.5	-
14:36	32.0	26.2	14:36	42.5	44.5	-
14:37	14.0	25.9	14:37	43.5	44.3	-
14:38	18.5	24.4	14:38	42.5	44.2	-
14:39	16.5	22.0	14:39	43.3	44.2	-
14:40	25.5	21.7	14:40	50.5	44.0	-
14:41	29.3	21.7	14:41	42.0	44.0	-
14:42	35.0	22.0	14:42	44.8	44.1	-
14:43	25.8	22.3	14:43	42.5	44.1	-
14:44	38.8	23.5	14:44	42.0	44.0	-
14:45	22.0	23.3	14:45	73.8	45.7	-
14:46	30.3	24.1	14:46	51.5	46.2	-
14:47	44.0	25.7	14:47	41.3	45.8	-
14:48	35.0	27.1	14:48	50.5	46.4	-
14:49	36.3	28.3	14:49	62.0	47.6	-
14:50	21.8	28.3	14:50	47.3	48.0	-
14:51	23.3	27.7	14:51	43.0	48.0	-
14:52	32.0	28.9	14:52	43.3	48.0	-
14:53	47.8	30.9	14:53	50.8	48.6	-
14:54	35.8	32.2	14:54	42.3	48.5	-

Grand Union Bowling Alley Site
BCP #360222
150 Westchester Avenue, Port Chester
November 30, 2024

Saturday, November 30, 2024						
Number of Instances Where Downwind VOCs Exceeds Upwind VOCs + 5 =						0
Number of Comparable Data Points =						340
Start Time:						8:59
End Time:						14:54
PID DATA						
Upwind			Downwind			
Time	Concentration (ppm)	15-Min Avg Concentration (ppm)	Time	Concentration (ppm)	15-Min Avg Concentration (ppm)	Exceeds VOC Alarm Limit
8:59	0.0	-	8:59	-	-	-
9:00	0.0	-	9:00	0.0	-	-
9:01	0.0	-	9:01	0.0	-	-
9:02	0.0	-	9:02	0.0	-	-
9:03	0.0	-	9:03	0.0	-	-
9:04	0.0	-	9:04	0.0	-	-
9:05	0.0	-	9:05	0.0	-	-
9:06	0.0	-	9:06	0.0	-	-
9:07	0.0	-	9:07	0.0	-	-
9:08	0.0	-	9:08	0.0	-	-
9:09	0.0	-	9:09	0.0	-	-
9:10	0.0	-	9:10	0.0	-	-
9:11	0.0	-	9:11	0.0	-	-
9:12	0.0	-	9:12	0.0	-	-
9:13	0.0	-	9:13	0.0	-	-
9:14	0.0	0.0	9:14	0.0	-	-
9:15	0.0	0.0	9:15	0.0	0.0	-
9:16	0.0	0.0	9:16	0.0	0.0	-
9:17	0.0	0.0	9:17	0.0	0.0	-
9:18	0.0	0.0	9:18	0.0	0.0	-
9:19	0.0	0.0	9:19	0.0	0.0	-
9:20	0.0	0.0	9:20	0.0	0.0	-
9:21	0.0	0.0	9:21	0.0	0.0	-
9:22	0.0	0.0	9:22	0.0	0.0	-
9:23	0.0	0.0	9:23	0.0	0.0	-
9:24	0.0	0.0	9:24	0.0	0.0	-
9:25	0.0	0.0	9:25	0.0	0.0	-
9:26	0.0	0.0	9:26	0.0	0.0	-
9:27	0.0	0.0	9:27	0.0	0.0	-
9:28	0.0	0.0	9:28	0.0	0.0	-
9:29	0.0	0.0	9:29	0.0	0.0	-
9:30	0.0	0.0	9:30	0.0	0.0	-
9:31	0.0	0.0	9:31	0.0	0.0	-
9:32	0.0	0.0	9:32	0.0	0.0	-
9:33	0.0	0.0	9:33	0.0	0.0	-
9:34	0.0	0.0	9:34	0.0	0.0	-
9:35	0.0	0.0	9:35	0.0	0.0	-
9:36	0.0	0.0	9:36	0.0	0.0	-
9:37	0.0	0.0	9:37	0.0	0.0	-
9:38	0.0	0.0	9:38	0.0	0.0	-
9:39	0.0	0.0	9:39	0.0	0.0	-
9:40	0.0	0.0	9:40	0.0	0.0	-

Grand Union Bowling Alley Site
BCP #360222
150 Westchester Avenue, Port Chester
November 30, 2024

PID DATA						
Upwind			Downwind			
Time	Concentration (ppm)	15-Min Avg Concentration (ppm)	Time	Concentration (ppm)	15-Min Avg Concentration (ppm)	Exceeds VOC Alarm Limit
9:41	0.0	0.0	9:41	0.0	0.0	-
9:42	0.0	0.0	9:42	0.0	0.0	-
9:43	0.0	0.0	9:43	0.0	0.0	-
9:44	0.0	0.0	9:44	0.0	0.0	-
9:45	0.0	0.0	9:45	0.0	0.0	-
9:46	0.0	0.0	9:46	0.0	0.0	-
9:47	0.0	0.0	9:47	0.0	0.0	-
9:48	0.0	0.0	9:48	0.0	0.0	-
9:49	0.0	0.0	9:49	0.0	0.0	-
9:50	0.0	0.0	9:50	0.0	0.0	-
9:51	0.0	0.0	9:51	0.0	0.0	-
9:52	0.0	0.0	9:52	0.0	0.0	-
9:53	0.0	0.0	9:53	0.0	0.0	-
9:54	0.0	0.0	9:54	0.0	0.0	-
9:55	0.0	0.0	9:55	0.0	0.0	-
9:56	0.0	0.0	9:56	0.0	0.0	-
9:57	0.0	0.0	9:57	0.0	0.0	-
9:58	0.0	0.0	9:58	0.0	0.0	-
9:59	0.0	0.0	9:59	0.0	0.0	-
10:00	0.0	0.0	10:00	0.0	0.0	-
10:01	0.0	0.0	10:01	0.0	0.0	-
10:02	0.0	0.0	10:02	0.0	0.0	-
10:03	0.0	0.0	10:03	0.0	0.0	-
10:04	0.0	0.0	10:04	0.0	0.0	-
10:05	0.0	0.0	10:05	0.0	0.0	-
10:06	0.0	0.0	10:06	0.0	0.0	-
10:07	0.0	0.0	10:07	0.0	0.0	-
10:08	0.0	0.0	10:08	0.0	0.0	-
10:09	0.0	0.0	10:09	0.0	0.0	-
10:10	0.0	0.0	10:10	0.0	0.0	-
10:11	0.0	0.0	10:11	0.0	0.0	-
10:12	0.0	0.0	10:12	0.0	0.0	-
10:13	0.0	0.0	10:13	0.0	0.0	-
10:14	0.0	0.0	10:14	0.0	0.0	-
10:15	0.0	0.0	10:15	0.0	0.0	-
10:16	0.0	0.0	10:16	0.0	0.0	-
10:17	0.0	0.0	10:17	0.0	0.0	-
10:18	0.0	0.0	10:18	0.0	0.0	-
10:19	0.0	0.0	10:19	0.0	0.0	-
10:20	0.0	0.0	10:20	0.0	0.0	-
10:21	0.0	0.0	10:21	0.0	0.0	-
10:22	0.0	0.0	10:22	0.0	0.0	-
10:23	0.0	0.0	10:23	0.0	0.0	-
10:24	0.0	0.0	10:24	0.0	0.0	-
10:25	0.0	0.0	10:25	0.0	0.0	-
10:26	0.0	0.0	10:26	0.0	0.0	-
10:27	0.0	0.0	10:27	0.0	0.0	-
10:28	0.0	0.0	10:28	0.0	0.0	-

Grand Union Bowling Alley Site
BCP #360222
150 Westchester Avenue, Port Chester
November 30, 2024

PID DATA						
Upwind			Downwind			
Time	Concentration (ppm)	15-Min Avg Concentration (ppm)	Time	Concentration (ppm)	15-Min Avg Concentration (ppm)	Exceeds VOC Alarm Limit
10:29	0.0	0.0	10:29	0.0	0.0	-
10:30	0.0	0.0	10:30	0.0	0.0	-
10:31	0.0	0.0	10:31	0.0	0.0	-
10:32	0.0	0.0	10:32	0.0	0.0	-
10:33	0.0	0.0	10:33	0.0	0.0	-
10:34	0.0	0.0	10:34	0.0	0.0	-
10:35	0.0	0.0	10:35	0.0	0.0	-
10:36	0.0	0.0	10:36	0.0	0.0	-
10:37	0.0	0.0	10:37	0.0	0.0	-
10:38	0.0	0.0	10:38	0.0	0.0	-
10:39	0.0	0.0	10:39	0.0	0.0	-
10:40	0.0	0.0	10:40	0.0	0.0	-
10:41	0.0	0.0	10:41	0.0	0.0	-
10:42	0.0	0.0	10:42	0.0	0.0	-
10:43	0.0	0.0	10:43	0.0	0.0	-
10:44	0.0	0.0	10:44	0.0	0.0	-
10:45	0.0	0.0	10:45	0.0	0.0	-
10:46	0.0	0.0	10:46	0.0	0.0	-
10:47	0.0	0.0	10:47	0.0	0.0	-
10:48	0.0	0.0	10:48	0.0	0.0	-
10:49	0.0	0.0	10:49	0.0	0.0	-
10:50	0.0	0.0	10:50	0.0	0.0	-
10:51	0.0	0.0	10:51	0.0	0.0	-
10:52	0.0	0.0	10:52	0.0	0.0	-
10:53	0.0	0.0	10:53	0.0	0.0	-
10:54	0.0	0.0	10:54	0.0	0.0	-
10:55	0.0	0.0	10:55	0.0	0.0	-
10:56	0.0	0.0	10:56	0.0	0.0	-
10:57	0.0	0.0	10:57	0.0	0.0	-
10:58	0.0	0.0	10:58	0.0	0.0	-
10:59	0.0	0.0	10:59	0.0	0.0	-
11:00	0.0	0.0	11:00	0.0	0.0	-
11:01	0.0	0.0	11:01	0.0	0.0	-
11:02	0.0	0.0	11:02	0.0	0.0	-
11:03	0.0	0.0	11:03	0.0	0.0	-
11:04	0.0	0.0	11:04	0.0	0.0	-
11:05	0.0	0.0	11:05	0.0	0.0	-
11:06	0.0	0.0	11:06	0.0	0.0	-
11:07	0.0	0.0	11:07	0.0	0.0	-
11:08	0.0	0.0	11:08	0.0	0.0	-
11:09	0.0	0.0	11:09	0.0	0.0	-
11:10	0.0	0.0	11:10	0.0	0.0	-
11:11	0.0	0.0	11:11	0.0	0.0	-
11:12	0.0	0.0	11:12	0.0	0.0	-
11:13	0.0	0.0	11:13	0.0	0.0	-
11:14	0.0	0.0	11:14	0.0	0.0	-
11:15	0.0	0.0	11:15	0.0	0.0	-
11:16	0.0	0.0	11:16	0.0	0.0	-

Grand Union Bowling Alley Site
BCP #360222
150 Westchester Avenue, Port Chester
November 30, 2024

PID DATA						
Upwind			Downwind			
Time	Concentration (ppm)	15-Min Avg Concentration (ppm)	Time	Concentration (ppm)	15-Min Avg Concentration (ppm)	Exceeds VOC Alarm Limit
11:17	0.0	0.0	11:17	0.0	0.0	-
11:18	0.0	0.0	11:18	0.0	0.0	-
11:19	0.0	0.0	11:19	0.0	0.0	-
11:20	0.0	0.0	11:20	0.0	0.0	-
11:21	0.0	0.0	11:21	0.0	0.0	-
11:22	0.0	0.0	11:22	0.0	0.0	-
11:23	0.0	0.0	11:23	0.0	0.0	-
11:24	0.0	0.0	11:24	0.0	0.0	-
11:25	0.0	0.0	11:25	0.0	0.0	-
11:26	0.0	0.0	11:26	0.0	0.0	-
11:27	0.0	0.0	11:27	0.0	0.0	-
11:28	0.0	0.0	11:28	0.0	0.0	-
11:29	0.0	0.0	11:29	0.0	0.0	-
11:30	0.0	0.0	11:30	0.0	0.0	-
11:31	0.0	0.0	11:31	0.0	0.0	-
11:32	0.0	0.0	11:32	0.0	0.0	-
11:33	0.0	0.0	11:33	0.0	0.0	-
11:34	0.0	0.0	11:34	0.0	0.0	-
11:35	0.0	0.0	11:35	0.0	0.0	-
11:36	0.0	0.0	11:36	0.0	0.0	-
11:37	0.0	0.0	11:37	0.0	0.0	-
11:38	0.0	0.0	11:38	0.0	0.0	-
11:39	0.0	0.0	11:39	0.0	0.0	-
11:40	0.0	0.0	11:40	0.0	0.0	-
11:41	0.0	0.0	11:41	0.0	0.0	-
11:42	0.0	0.0	11:42	0.0	0.0	-
11:43	0.0	0.0	11:43	0.0	0.0	-
11:44	0.0	0.0	11:44	0.0	0.0	-
11:45	0.0	0.0	11:45	0.0	0.0	-
11:46	0.0	0.0	11:46	0.0	0.0	-
11:47	0.0	0.0	11:47	0.0	0.0	-
11:48	0.0	0.0	11:48	0.0	0.0	-
11:49	0.0	0.0	11:49	0.0	0.0	-
11:50	0.0	0.0	11:50	0.0	0.0	-
11:51	0.0	0.0	11:51	0.0	0.0	-
11:52	0.0	0.0	11:52	0.0	0.0	-
11:53	0.0	0.0	11:53	0.0	0.0	-
11:54	0.0	0.0	11:54	0.0	0.0	-
11:55	0.0	0.0	11:55	0.0	0.0	-
11:56	0.0	0.0	11:56	0.0	0.0	-
11:57	0.0	0.0	11:57	0.0	0.0	-
11:58	0.0	0.0	11:58	0.0	0.0	-
11:59	0.0	0.0	11:59	0.0	0.0	-
12:00	0.0	0.0	12:00	0.0	0.0	-
12:01	0.0	0.0	12:01	0.0	0.0	-
12:02	0.0	0.0	12:02	0.0	0.0	-
12:03	0.0	0.0	12:03	0.0	0.0	-
12:04	0.0	0.0	12:04	0.0	0.0	-

Grand Union Bowling Alley Site
BCP #360222
150 Westchester Avenue, Port Chester
November 30, 2024

PID DATA						
Upwind			Downwind			
Time	Concentration (ppm)	15-Min Avg Concentration (ppm)	Time	Concentration (ppm)	15-Min Avg Concentration (ppm)	Exceeds VOC Alarm Limit
12:05	0.0	0.0	12:05	0.0	0.0	-
12:06	0.0	0.0	12:06	0.0	0.0	-
12:07	0.0	0.0	12:07	0.0	0.0	-
12:08	0.0	0.0	12:08	0.0	0.0	-
12:09	0.0	0.0	12:09	0.0	0.0	-
12:10	0.0	0.0	12:10	0.0	0.0	-
12:11	0.0	0.0	12:11	0.0	0.0	-
12:12	0.0	0.0	12:12	0.0	0.0	-
12:13	0.0	0.0	12:13	0.0	0.0	-
12:14	0.0	0.0	12:14	0.0	0.0	-
12:15	0.0	0.0	12:15	0.0	0.0	-
12:16	0.0	0.0	12:16	0.0	0.0	-
12:17	0.0	0.0	12:17	0.0	0.0	-
12:18	0.0	0.0	12:18	0.0	0.0	-
12:19	0.0	0.0	12:19	0.0	0.0	-
12:20	0.0	0.0	12:20	0.0	0.0	-
12:21	0.0	0.0	12:21	0.0	0.0	-
12:22	0.0	0.0	12:22	0.0	0.0	-
12:23	0.0	0.0	12:23	0.0	0.0	-
12:24	0.0	0.0	12:24	0.0	0.0	-
12:25	0.0	0.0	12:25	0.0	0.0	-
12:26	0.0	0.0	12:26	0.0	0.0	-
12:27	0.0	0.0	12:27	0.0	0.0	-
12:28	0.0	0.0	12:28	0.0	0.0	-
12:29	0.0	0.0	12:29	0.0	0.0	-
12:30	0.0	0.0	12:30	0.0	0.0	-
12:31	0.0	0.0	12:31	0.0	0.0	-
12:32	0.0	0.0	12:32	0.0	0.0	-
12:33	0.0	0.0	12:33	0.0	0.0	-
12:34	0.0	0.0	12:34	0.0	0.0	-
12:35	0.0	0.0	12:35	0.0	0.0	-
12:36	0.0	0.0	12:36	0.0	0.0	-
12:37	0.0	0.0	12:37	0.0	0.0	-
12:38	0.0	0.0	12:38	0.0	0.0	-
12:39	0.0	0.0	12:39	0.0	0.0	-
12:40	0.0	0.0	12:40	0.0	0.0	-
12:41	0.0	0.0	12:41	0.0	0.0	-
12:42	0.0	0.0	12:42	0.0	0.0	-
12:43	0.0	0.0	12:43	0.0	0.0	-
12:44	0.0	0.0	12:44	0.0	0.0	-
12:45	0.0	0.0	12:45	0.0	0.0	-
12:46	0.0	0.0	12:46	0.0	0.0	-
12:47	0.0	0.0	12:47	0.0	0.0	-
12:48	0.0	0.0	12:48	0.0	0.0	-
12:49	0.0	0.0	12:49	0.0	0.0	-
12:50	0.0	0.0	12:50	0.0	0.0	-
12:51	0.0	0.0	12:51	0.0	0.0	-
12:52	0.0	0.0	12:52	0.0	0.0	-

Grand Union Bowling Alley Site
BCP #360222
150 Westchester Avenue, Port Chester
November 30, 2024

PID DATA						
Upwind			Downwind			
Time	Concentration (ppm)	15-Min Avg Concentration (ppm)	Time	Concentration (ppm)	15-Min Avg Concentration (ppm)	Exceeds VOC Alarm Limit
12:53	0.0	0.0	12:53	0.0	0.0	-
12:54	0.0	0.0	12:54	0.0	0.0	-
12:55	0.0	0.0	12:55	0.0	0.0	-
12:56	0.0	0.0	12:56	0.0	0.0	-
12:57	0.0	0.0	12:57	0.0	0.0	-
12:58	0.0	0.0	12:58	0.0	0.0	-
12:59	0.0	0.0	12:59	0.0	0.0	-
13:00	0.0	0.0	13:00	0.0	0.0	-
13:01	0.0	0.0	13:01	0.0	0.0	-
13:02	0.0	0.0	13:02	0.0	0.0	-
13:03	0.0	0.0	13:03	0.0	0.0	-
13:04	0.0	0.0	13:04	0.0	0.0	-
13:05	0.0	0.0	13:05	0.0	0.0	-
13:06	0.0	0.0	13:06	0.0	0.0	-
13:07	0.0	0.0	13:07	0.0	0.0	-
13:08	0.0	0.0	13:08	0.0	0.0	-
13:09	0.0	0.0	13:09	0.0	0.0	-
13:10	0.0	0.0	13:10	0.0	0.0	-
13:11	0.0	0.0	13:11	0.0	0.0	-
13:12	0.0	0.0	13:12	0.0	0.0	-
13:13	0.0	0.0	13:13	0.0	0.0	-
13:14	0.0	0.0	13:14	0.0	0.0	-
13:15	0.0	0.0	13:15	0.0	0.0	-
13:16	0.0	0.0	13:16	0.0	0.0	-
13:17	0.0	0.0	13:17	0.0	0.0	-
13:18	0.0	0.0	13:18	0.0	0.0	-
13:19	0.0	0.0	13:19	0.0	0.0	-
13:20	0.0	0.0	13:20	0.0	0.0	-
13:21	0.0	0.0	13:21	0.0	0.0	-
13:22	0.0	0.0	13:22	0.0	0.0	-
13:23	0.0	0.0	13:23	0.0	0.0	-
13:24	0.0	0.0	13:24	0.0	0.0	-
13:25	0.0	0.0	13:25	0.0	0.0	-
13:26	0.0	0.0	13:26	0.0	0.0	-
13:27	0.0	0.0	13:27	0.0	0.0	-
13:28	0.0	0.0	13:28	0.0	0.0	-
13:29	0.0	0.0	13:29	0.0	0.0	-
13:30	0.0	0.0	13:30	0.0	0.0	-
13:31	0.0	0.0	13:31	0.0	0.0	-
13:32	0.0	0.0	13:32	0.0	0.0	-
13:33	0.0	0.0	13:33	0.0	0.0	-
13:34	0.0	0.0	13:34	0.0	0.0	-
13:35	0.0	0.0	13:35	0.0	0.0	-
13:36	0.0	0.0	13:36	0.0	0.0	-
13:37	0.0	0.0	13:37	0.0	0.0	-
13:38	0.0	0.0	13:38	0.0	0.0	-
13:39	0.0	0.0	13:39	0.0	0.0	-
13:40	0.0	0.0	13:40	0.0	0.0	-

Grand Union Bowling Alley Site
BCP #360222
150 Westchester Avenue, Port Chester
November 30, 2024

PID DATA						
Upwind			Downwind			
Time	Concentration (ppm)	15-Min Avg Concentration (ppm)	Time	Concentration (ppm)	15-Min Avg Concentration (ppm)	Exceeds VOC Alarm Limit
13:41	0.0	0.0	13:41	0.0	0.0	-
13:42	0.0	0.0	13:42	0.0	0.0	-
13:43	0.0	0.0	13:43	0.0	0.0	-
13:44	0.0	0.0	13:44	0.0	0.0	-
13:45	0.0	0.0	13:45	0.0	0.0	-
13:46	0.0	0.0	13:46	0.0	0.0	-
13:47	0.0	0.0	13:47	0.0	0.0	-
13:48	0.0	0.0	13:48	0.0	0.0	-
13:49	0.0	0.0	13:49	0.0	0.0	-
13:50	0.0	0.0	13:50	0.0	0.0	-
13:51	0.0	0.0	13:51	0.0	0.0	-
13:52	0.0	0.0	13:52	0.0	0.0	-
13:53	0.0	0.0	13:53	0.0	0.0	-
13:54	0.0	0.0	13:54	0.0	0.0	-
13:55	0.0	0.0	13:55	0.0	0.0	-
13:56	0.0	0.0	13:56	0.0	0.0	-
13:57	0.0	0.0	13:57	0.0	0.0	-
13:58	0.0	0.0	13:58	0.0	0.0	-
13:59	0.0	0.0	13:59	0.0	0.0	-
14:00	0.0	0.0	14:00	0.0	0.0	-
14:01	0.0	0.0	14:01	0.0	0.0	-
14:02	0.0	0.0	14:02	0.0	0.0	-
14:03	0.0	0.0	14:03	0.0	0.0	-
14:04	0.0	0.0	14:04	0.0	0.0	-
14:05	0.0	0.0	14:05	0.0	0.0	-
14:06	0.0	0.0	14:06	0.0	0.0	-
14:07	0.0	0.0	14:07	0.0	0.0	-
14:08	0.0	0.0	14:08	0.0	0.0	-
14:09	0.0	0.0	14:09	0.0	0.0	-
14:10	0.0	0.0	14:10	0.0	0.0	-
14:11	0.0	0.0	14:11	0.0	0.0	-
14:12	0.0	0.0	14:12	0.0	0.0	-
14:13	0.0	0.0	14:13	0.0	0.0	-
14:14	0.0	0.0	14:14	0.0	0.0	-
14:15	0.0	0.0	14:15	0.0	0.0	-
14:16	0.0	0.0	14:16	0.0	0.0	-
14:17	0.0	0.0	14:17	0.0	0.0	-
14:18	0.0	0.0	14:18	0.0	0.0	-
14:19	0.0	0.0	14:19	0.0	0.0	-
14:20	0.0	0.0	14:20	0.0	0.0	-
14:21	0.0	0.0	14:21	0.0	0.0	-
14:22	0.0	0.0	14:22	0.0	0.0	-
14:23	0.0	0.0	14:23	0.0	0.0	-
14:24	0.0	0.0	14:24	0.0	0.0	-
14:25	0.0	0.0	14:25	0.0	0.0	-
14:26	0.0	0.0	14:26	0.0	0.0	-
14:27	0.0	0.0	14:27	0.0	0.0	-
14:28	0.0	0.0	14:28	0.0	0.0	-

Grand Union Bowling Alley Site
BCP #360222
150 Westchester Avenue, Port Chester
November 30, 2024

PID DATA						
Upwind			Downwind			
Time	Concentration (ppm)	15-Min Avg Concentration (ppm)	Time	Concentration (ppm)	15-Min Avg Concentration (ppm)	Exceeds VOC Alarm Limit
14:29	0.0	0.0	14:29	0.0	0.0	-
14:30	0.0	0.0	14:30	0.0	0.0	-
14:31	0.0	0.0	14:31	0.0	0.0	-
14:32	0.0	0.0	14:32	0.0	0.0	-
14:33	0.0	0.0	14:33	0.0	0.0	-
14:34	0.0	0.0	14:34	0.0	0.0	-
14:35	0.0	0.0	14:35	0.0	0.0	-
14:36	0.0	0.0	14:36	0.0	0.0	-
14:37	0.0	0.0	14:37	0.0	0.0	-
14:38	0.0	0.0	14:38	0.0	0.0	-
14:39	0.0	0.0	14:39	0.0	0.0	-
14:40	0.0	0.0	14:40	0.0	0.0	-
14:41	0.0	0.0	14:41	0.0	0.0	-
14:42	0.0	0.0	14:42	0.0	0.0	-
14:43	0.0	0.0	14:43	0.0	0.0	-
14:44	0.0	0.0	14:44	0.0	0.0	-
14:45	0.0	0.0	14:45	0.0	0.0	-
14:46	0.0	0.0	14:46	0.0	0.0	-
14:47	0.0	0.0	14:47	0.0	0.0	-
14:48	0.0	0.0	14:48	0.0	0.0	-
14:49	0.0	0.0	14:49	0.0	0.0	-
14:50	0.0	0.0	14:50	0.0	0.0	-
14:51	0.0	0.0	14:51	0.0	0.0	-
14:52	0.0	0.0	14:52	0.0	0.0	-
14:53	0.0	0.0	14:53	0.0	0.0	-
14:54	0.0	0.0	14:54	0.0	0.0	-

SESI CONSULTING ENGINEERS

959 US-46 Floor 3, Suite 300 - Parsippany-Troy Hills, NJ

DAILY AIR MONITORING REPORT
150 Westchester Avenue
Port Chester, New York

12/02/2024

Rev. No. 0	Page 1 of 2
Project Number: 11895A	
Dust Action Level	150 µg/m^3
VOC Action Level	5 ppm

Weather Data Range for Work Day		Wind Direction	NW	Relative Humidity (%)	42.0 - 70.0	Daily Rain Total (in)	0.00	Readings in the summary table and graphs below are the reported downwind concentrations.
Temperature (°F)	29.0 - 40.0	Wind Speed (MPH)	2.3 - 8.0	Barometer (inHg)	30.10 - 30.20	Avg. Dew Point Temp (°F)	21.9	

Station Location	Daily Avg. Dust Concentration (µg/m^3)	Max 15-Min Dust Concentration (µg/m^3)	Time of Max Dust Reading	Daily Avg. VOC Concentration (ppm)	Max 15-Min VOC Concentration (ppm)	Time of Max VOC Reading
Upwind	27.2	75.4	10:38	0.0	0.0	8:28
Downwind	52.6	64.2	11:03	0.0	0.0	8:27

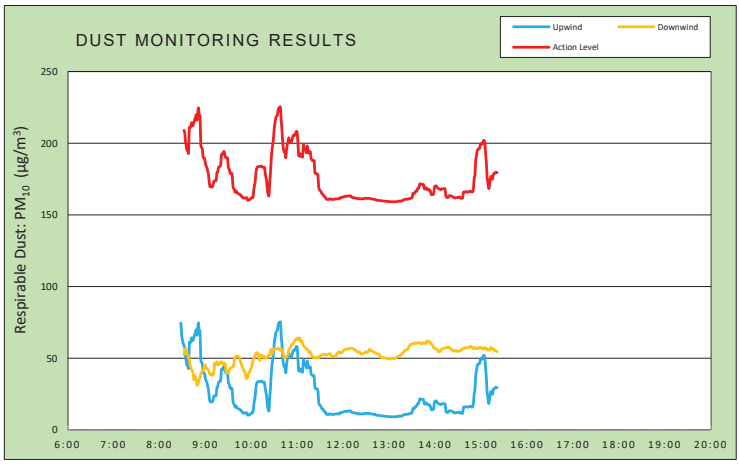

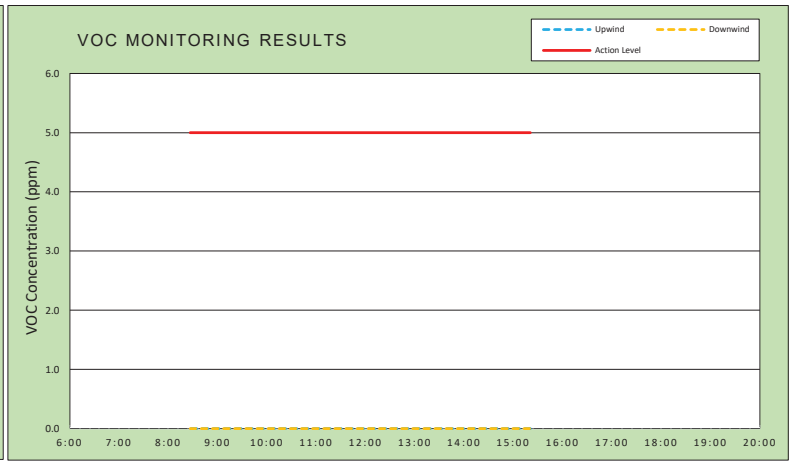

Air Monitoring Notes:

Weather Notes:

EMILCOTT
A Triumvirate Environmental Company

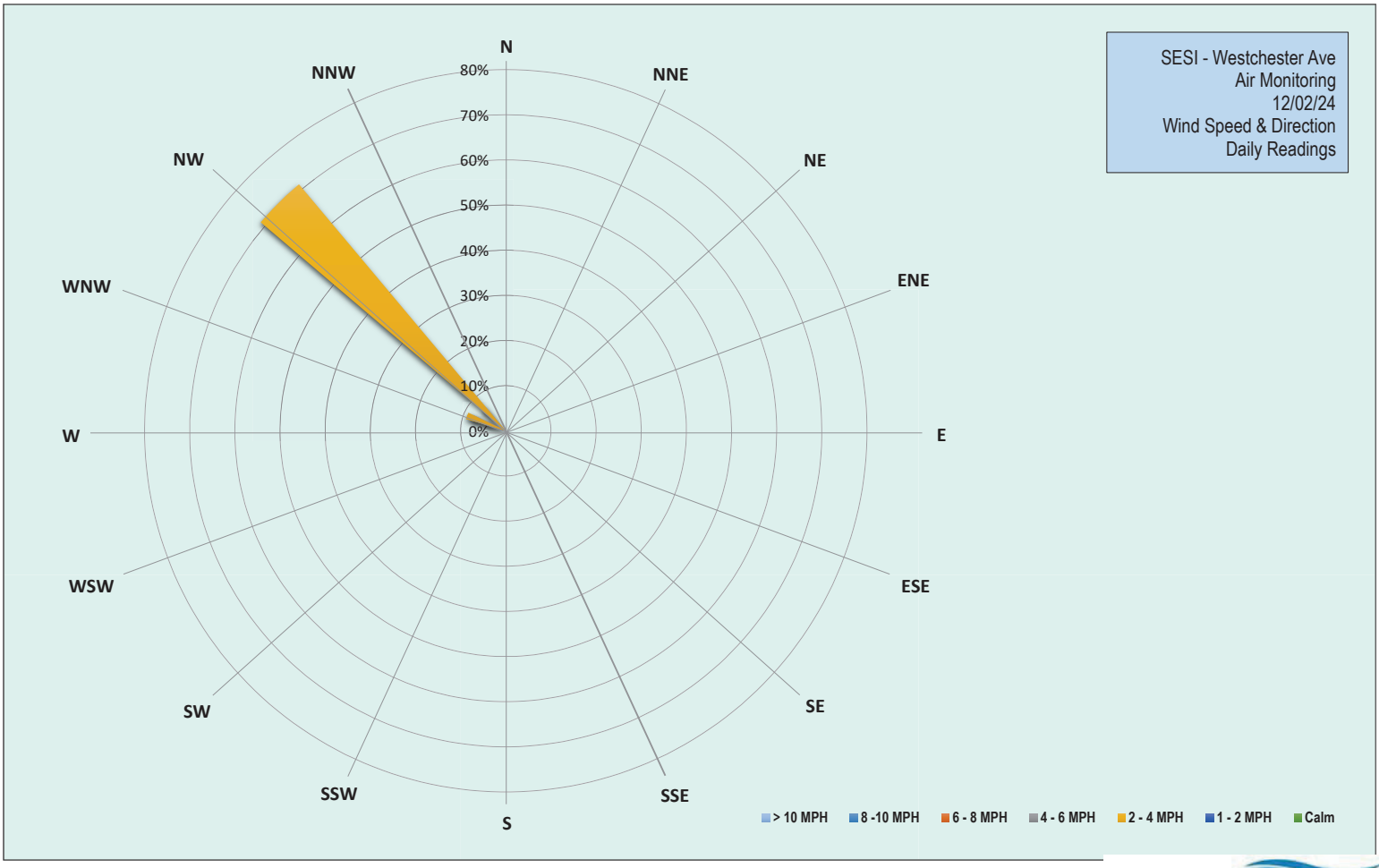

EMILCOTT
A Triumvirate Environmental Company

Grand Union Bowling Alley Site
BCP #360222
150 Westchester Avenue, Port Chester
December 2, 2024

Monday, December 2, 2024						
Number of Instances Where Downwind Particulates Exceeds Upwind Particulate + 150 =						0
Number of Comparable Data Points =						410
Start Time:						8:13
End Time:						15:21
PARTICULATE DATA						
Upwind			Downwind			Exceeds Particulate Alarm Limit
Time	Concentration (ug/m^3)	15-Min Avg Concentration (ug/m^3)	Time	Concentration (ug/m^3)	15-Min Avg Concentration (ug/m^3)	
8:13	33.0	-	8:13	-	-	-
8:14	140.5	-	8:14	-	-	-
8:15	110.3	-	8:15	-	-	-
8:16	48.8	-	8:16	-	-	-
8:17	35.3	-	8:17	0.0	-	-
8:18	42.0	-	8:18	50.5	-	-
8:19	202.0	-	8:19	57.5	-	-
8:20	65.0	-	8:20	90.5	-	-
8:21	61.5	-	8:21	32.8	-	-
8:22	99.3	-	8:22	32.8	-	-
8:23	64.5	-	8:23	48.8	-	-
8:24	48.0	-	8:24	41.5	-	-
8:25	44.8	-	8:25	78.0	-	-
8:26	35.3	-	8:26	38.5	-	-
8:27	63.3	-	8:27	56.8	-	-
8:28	57.5	74.5	8:28	29.0	-	-
8:29	20.5	66.5	8:29	51.0	-	-
8:30	50.8	62.6	8:30	82.0	-	-
8:31	16.3	60.4	8:31	43.3	-	-
8:32	14.3	59.0	8:32	54.5	52.5	-
8:33	19.0	57.5	8:33	95.0	55.5	-
8:34	109.0	51.3	8:34	75.0	56.6	-
8:35	19.8	48.2	8:35	57.3	54.4	-
8:36	13.3	45.0	8:36	17.3	53.4	-
8:37	119.0	46.3	8:37	19.5	52.5	-
8:38	16.8	43.2	8:38	18.3	50.5	-
8:39	319.3	61.2	8:39	20.8	49.1	-
8:40	37.8	60.8	8:40	18.0	45.1	-
8:41	47.3	61.6	8:41	19.5	43.8	-
8:42	105.3	64.4	8:42	29.0	42.0	-
8:43	26.8	62.3	8:43	18.8	41.3	-
8:44	24.3	62.6	8:44	16.5	39.0	-
8:45	79.8	64.5	8:45	22.8	35.0	-
8:46	46.3	66.5	8:46	78.3	37.4	-
8:47	36.3	68.0	8:47	51.8	37.2	-
8:48	48.8	70.0	8:48	41.0	33.6	-
8:49	50.3	66.0	8:49	41.0	31.3	-
8:50	90.3	70.7	8:50	59.3	31.4	-
8:51	73.0	74.7	8:51	49.5	33.6	-
8:52	21.0	68.2	8:52	51.0	35.7	-
8:53	29.3	69.0	8:53	31.0	36.5	-

Grand Union Bowling Alley Site
BCP #360222
150 Westchester Avenue, Port Chester
December 2, 2024

PARTICULATE DATA						
Upwind			Downwind			Exceeds Particulate Alarm Limit
Time	Concentration (ug/m^3)	15-Min Avg Concentration (ug/m^3)	Time	Concentration (ug/m^3)	15-Min Avg Concentration (ug/m^3)	
8:54	13.0	48.6	8:54	63.5	39.4	-
8:55	15.3	47.1	8:55	35.3	40.5	-
8:56	30.5	46.0	8:56	29.8	41.2	-
8:57	23.3	40.5	8:57	30.8	41.3	-
8:58	13.3	39.6	8:58	48.5	43.3	-
8:59	21.0	39.4	8:59	39.0	44.8	-
9:00	27.5	35.9	9:00	27.0	45.1	-
9:01	20.8	34.2	9:01	53.0	43.4	-
9:02	17.0	32.9	9:02	39.3	42.6	-
9:03	13.0	30.6	9:03	37.5	42.4	-
9:04	14.0	28.1	9:04	26.8	41.4	-
9:05	15.5	23.2	9:05	37.0	39.9	-
9:06	21.3	19.7	9:06	30.0	38.6	-
9:07	29.3	20.3	9:07	52.3	38.7	-
9:08	19.5	19.6	9:08	39.3	39.3	-
9:09	12.3	19.6	9:09	47.0	38.2	-
9:10	35.3	20.9	9:10	41.3	38.6	-
9:11	67.8	23.4	9:11	48.8	39.8	-
9:12	30.0	23.8	9:12	132.8	46.6	-
9:13	13.8	23.9	9:13	33.8	45.6	-
9:14	21.3	23.9	9:14	39.8	45.7	-
9:15	111.5	29.5	9:15	55.3	47.6	-
9:16	26.3	29.8	9:16	30.0	46.0	-
9:17	61.8	32.8	9:17	33.8	45.7	-
9:18	24.5	33.6	9:18	35.8	45.6	-
9:19	18.0	33.9	9:19	46.3	46.9	-
9:20	33.5	35.1	9:20	41.3	47.1	-
9:21	126.5	42.1	9:21	37.8	47.7	-
9:22	38.3	42.7	9:22	34.3	46.5	-
9:23	17.0	42.5	9:23	41.5	46.6	-
9:24	39.8	44.3	9:24	33.5	45.7	-
9:25	21.0	43.4	9:25	51.5	46.4	-
9:26	23.5	40.4	9:26	41.5	45.9	-
9:27	22.0	39.9	9:27	48.0	40.3	-
9:28	14.3	39.9	9:28	41.0	40.7	-
9:29	16.3	39.6	9:29	35.5	40.5	-
9:30	13.8	33.1	9:30	42.8	39.6	-
9:31	12.5	32.2	9:31	57.3	41.4	-
9:32	24.8	29.7	9:32	50.5	42.6	-
9:33	10.5	28.8	9:33	45.8	43.2	-
9:34	26.3	29.3	9:34	49.3	43.4	-
9:35	10.5	27.8	9:35	47.8	43.9	-
9:36	10.3	20.0	9:36	46.0	44.4	-
9:37	11.3	18.2	9:37	41.5	44.9	-
9:38	10.0	17.8	9:38	112.3	49.6	-
9:39	9.8	15.8	9:39	55.0	51.0	-
9:40	35.3	16.7	9:40	47.5	50.8	-
9:41	12.0	16.0	9:41	54.5	51.6	-

Grand Union Bowling Alley Site
BCP #360222
150 Westchester Avenue, Port Chester
December 2, 2024

PARTICULATE DATA						
Upwind			Downwind			Exceeds Particulate Alarm Limit
Time	Concentration (ug/m^3)	15-Min Avg Concentration (ug/m^3)	Time	Concentration (ug/m^3)	15-Min Avg Concentration (ug/m^3)	
9:42	10.5	15.2	9:42	47.3	51.6	-
9:43	10.0	14.9	9:43	39.0	51.5	-
9:44	10.0	14.5	9:44	26.0	50.8	-
9:45	9.5	14.2	9:45	24.3	49.6	-
9:46	9.5	14.0	9:46	26.5	47.5	-
9:47	9.5	13.0	9:47	24.0	45.8	-
9:48	9.5	12.9	9:48	25.3	44.4	-
9:49	9.8	11.8	9:49	26.8	42.9	-
9:50	9.5	11.8	9:50	28.5	41.6	-
9:51	10.5	11.8	9:51	28.8	40.5	-
9:52	11.3	11.8	9:52	29.5	39.7	-
9:53	12.0	11.9	9:53	59.0	36.1	-
9:54	12.5	12.1	9:54	51.5	35.9	-
9:55	10.3	10.4	9:55	57.8	36.6	-
9:56	10.3	10.3	9:56	90.3	39.0	-
9:57	13.3	10.5	9:57	59.8	39.8	-
9:58	13.8	10.7	9:58	55.8	40.9	-
9:59	17.0	11.2	9:59	46.5	42.3	-
10:00	17.5	11.7	10:00	42.5	43.5	-
10:01	14.3	12.1	10:01	48.5	45.0	-
10:02	9.5	12.1	10:02	74.0	48.3	-
10:03	79.3	16.7	10:03	41.0	49.3	-
10:04	64.3	20.3	10:04	50.3	50.9	-
10:05	54.3	23.3	10:05	48.3	52.2	-
10:06	101.8	29.4	10:06	45.3	53.3	-
10:07	57.3	32.5	10:07	40.0	54.0	-
10:08	26.5	33.4	10:08	53.0	53.6	-
10:09	16.8	33.7	10:09	36.8	52.6	-
10:10	10.3	33.7	10:10	36.5	51.2	-
10:11	12.0	33.8	10:11	49.0	48.5	-
10:12	13.0	33.8	10:12	117.5	52.3	-
10:13	19.3	34.2	10:13	47.3	51.8	-
10:14	11.0	33.8	10:14	39.5	51.3	-
10:15	10.0	33.3	10:15	49.0	51.7	-
10:16	12.8	33.2	10:16	49.0	51.8	-
10:17	12.3	33.4	10:17	49.8	50.1	-
10:18	23.5	29.7	10:18	44.0	50.3	-
10:19	15.5	26.4	10:19	48.0	50.2	-
10:20	9.5	23.4	10:20	50.5	50.3	-
10:21	10.3	17.3	10:21	49.0	50.6	-
10:22	12.8	14.4	10:22	58.5	51.8	-
10:23	11.0	13.3	10:23	51.0	51.7	-
10:24	161.0	22.9	10:24	52.0	52.7	-
10:25	105.5	29.3	10:25	75.8	55.3	-
10:26	153.8	38.7	10:26	59.5	56.0	-
10:27	112.5	45.4	10:27	69.0	52.8	-
10:28	76.8	49.2	10:28	75.8	54.7	-
10:29	80.3	53.8	10:29	63.8	56.3	-

Grand Union Bowling Alley Site
BCP #360222
150 Westchester Avenue, Port Chester
December 2, 2024

PARTICULATE DATA						
Upwind			Downwind			Exceeds Particulate Alarm Limit
Time	Concentration (ug/m^3)	15-Min Avg Concentration (ug/m^3)	Time	Concentration (ug/m^3)	15-Min Avg Concentration (ug/m^3)	
10:30	119.3	61.1	10:30	54.0	56.6	-
10:31	61.0	64.3	10:31	47.5	56.5	-
10:32	68.3	68.1	10:32	49.3	56.5	-
10:33	34.0	68.8	10:33	42.8	56.4	-
10:34	26.5	69.5	10:34	55.0	56.9	-
10:35	63.3	73.1	10:35	49.8	56.8	-
10:36	33.8	74.6	10:36	47.8	56.8	-
10:37	21.0	75.2	10:37	43.5	55.8	-
10:38	14.3	75.4	10:38	58.3	56.2	-
10:39	15.0	65.7	10:39	58.8	56.7	-
10:40	12.5	59.5	10:40	52.0	55.1	-
10:41	17.0	50.4	10:41	41.3	53.9	-
10:42	46.5	46.0	10:42	44.8	52.3	-
10:43	47.8	44.0	10:43	51.0	50.6	-
10:44	78.8	43.9	10:44	58.5	50.3	-
10:45	58.8	39.9	10:45	59.5	50.6	-
10:46	147.3	45.6	10:46	56.0	51.2	-
10:47	121.5	49.2	10:47	60.0	51.9	-
10:48	67.3	51.4	10:48	56.8	52.9	-
10:49	63.0	53.8	10:49	97.5	55.7	-
10:50	19.3	50.9	10:50	60.5	56.4	-
10:51	27.5	50.5	10:51	63.8	57.5	-
10:52	27.0	50.9	10:52	68.3	59.1	-
10:53	28.3	51.8	10:53	71.3	60.0	-
10:54	53.8	54.4	10:54	57.5	59.9	-
10:55	30.3	55.6	10:55	60.3	60.5	-
10:56	12.5	55.3	10:56	61.0	61.8	-
10:57	59.5	56.2	10:57	52.8	62.3	-
10:58	64.8	57.3	10:58	67.3	63.4	-
10:59	94.5	58.3	10:59	62.5	63.7	-
11:00	36.3	56.8	11:00	64.8	64.0	-
11:01	19.5	48.3	11:01	46.8	63.4	-
11:02	16.0	41.3	11:02	55.5	63.1	-
11:03	93.5	43.0	11:03	72.8	64.2	-
11:04	29.8	40.8	11:04	59.0	61.6	-
11:05	37.8	42.1	11:05	68.8	62.1	-
11:06	12.0	41.0	11:06	58.8	61.8	-
11:07	16.8	40.3	11:07	45.8	60.3	-
11:08	154.3	48.7	11:08	50.0	58.9	-
11:09	21.0	46.6	11:09	48.3	58.3	-
11:10	15.0	45.5	11:10	49.0	57.5	-
11:11	14.0	45.6	11:11	52.8	57.0	-
11:12	24.8	43.3	11:12	48.3	56.7	-
11:13	137.3	48.2	11:13	61.3	56.3	-
11:14	38.3	44.4	11:14	50.0	55.4	-
11:15	18.3	43.2	11:15	46.3	54.2	-
11:16	25.3	43.6	11:16	55.5	54.8	-
11:17	24.5	44.2	11:17	48.8	54.3	-

Grand Union Bowling Alley Site
BCP #360222
150 Westchester Avenue, Port Chester
December 2, 2024

PARTICULATE DATA						
Upwind			Downwind			Exceeds Particulate Alarm Limit
Time	Concentration (ug/m^3)	15-Min Avg Concentration (ug/m^3)	Time	Concentration (ug/m^3)	15-Min Avg Concentration (ug/m^3)	
11:18	19.5	39.2	11:18	51.3	52.9	-
11:19	18.8	38.5	11:19	48.5	52.2	-
11:20	28.5	37.9	11:20	49.0	50.9	-
11:21	10.3	37.8	11:21	49.5	50.3	-
11:22	19.3	37.9	11:22	50.0	50.6	-
11:23	28.8	29.6	11:23	50.5	50.6	-
11:24	11.3	28.9	11:24	45.8	50.4	-
11:25	13.8	28.8	11:25	48.0	50.4	-
11:26	11.0	28.6	11:26	53.8	50.4	-
11:27	9.3	27.6	11:27	56.3	51.0	-
11:28	11.8	19.2	11:28	51.3	50.3	-
11:29	12.3	17.5	11:29	61.8	51.1	-
11:30	13.3	17.2	11:30	59.0	51.9	-
11:31	10.0	16.1	11:31	54.0	51.8	-
11:32	9.0	15.1	11:32	55.3	52.3	-
11:33	11.8	14.6	11:33	56.0	52.6	-
11:34	10.3	14.0	11:34	52.3	52.8	-
11:35	10.0	12.8	11:35	48.0	52.8	-
11:36	10.0	12.8	11:36	47.0	52.6	-
11:37	10.8	12.2	11:37	47.5	52.4	-
11:38	10.5	11.0	11:38	49.8	52.4	-
11:39	11.3	11.0	11:39	49.5	52.6	-
11:40	10.5	10.8	11:40	47.5	52.6	-
11:41	11.0	10.8	11:41	61.8	53.1	-
11:42	16.3	11.2	11:42	55.8	53.1	-
11:43	11.5	11.2	11:43	51.5	53.1	-
11:44	9.5	11.0	11:44	48.5	52.2	-
11:45	9.8	10.8	11:45	48.3	51.5	-
11:46	10.3	10.8	11:46	51.0	51.3	-
11:47	10.0	10.9	11:47	55.5	51.3	-
11:48	11.5	10.9	11:48	53.5	51.2	-
11:49	12.5	11.0	11:49	51.3	51.1	-
11:50	10.8	11.1	11:50	56.0	51.6	-
11:51	11.8	11.2	11:51	54.5	52.1	-
11:52	10.8	11.2	11:52	68.8	53.5	-
11:53	11.3	11.2	11:53	54.0	53.8	-
11:54	10.5	11.2	11:54	56.3	54.3	-
11:55	11.8	11.3	11:55	52.8	54.6	-
11:56	24.0	12.1	11:56	50.5	53.9	-
11:57	13.3	11.9	11:57	54.8	53.8	-
11:58	14.0	12.1	11:58	55.3	54.1	-
11:59	11.8	12.3	11:59	54.5	54.5	-
12:00	14.0	12.5	12:00	56.5	55.0	-
12:01	13.3	12.7	12:01	61.5	55.7	-
12:02	12.8	12.9	12:02	62.0	56.1	-
12:03	11.0	12.9	12:03	54.0	56.2	-
12:04	16.3	13.1	12:04	57.0	56.6	-
12:05	10.0	13.1	12:05	53.5	56.4	-

Grand Union Bowling Alley Site
BCP #360222
150 Westchester Avenue, Port Chester
December 2, 2024

PARTICULATE DATA						
Upwind			Downwind			Exceeds Particulate Alarm Limit
Time	Concentration (ug/m^3)	15-Min Avg Concentration (ug/m^3)	Time	Concentration (ug/m^3)	15-Min Avg Concentration (ug/m^3)	
12:06	11.8	13.1	12:06	55.0	56.4	-
12:07	13.0	13.2	12:07	67.0	56.3	-
12:08	11.5	13.3	12:08	61.0	56.8	-
12:09	11.0	13.3	12:09	58.8	56.9	-
12:10	10.5	13.2	12:10	53.5	57.0	-
12:11	11.3	12.4	12:11	50.8	57.0	-
12:12	11.0	12.2	12:12	50.0	56.7	-
12:13	11.0	12.0	12:13	55.0	56.7	-
12:14	11.3	12.0	12:14	49.3	56.3	-
12:15	13.0	11.9	12:15	53.8	56.1	-
12:16	12.0	11.8	12:16	54.3	55.7	-
12:17	10.0	11.6	12:17	52.3	55.0	-
12:18	10.0	11.6	12:18	50.3	54.8	-
12:19	10.3	11.2	12:19	52.0	54.4	-
12:20	10.5	11.2	12:20	53.8	54.4	-
12:21	14.5	11.4	12:21	57.0	54.6	-
12:22	10.8	11.2	12:22	53.0	53.6	-
12:23	11.3	11.2	12:23	51.8	53.0	-
12:24	10.3	11.2	12:24	55.8	52.8	-
12:25	12.3	11.3	12:25	54.5	52.9	-
12:26	10.8	11.3	12:26	54.8	53.2	-
12:27	10.3	11.2	12:27	57.5	53.7	-
12:28	16.0	11.5	12:28	59.0	53.9	-
12:29	12.8	11.6	12:29	56.5	54.4	-
12:30	12.3	11.6	12:30	53.8	54.4	-
12:31	10.8	11.5	12:31	50.5	54.2	-
12:32	10.3	11.5	12:32	51.8	54.1	-
12:33	10.8	11.6	12:33	63.3	55.0	-
12:34	10.0	11.6	12:34	70.0	56.2	-
12:35	9.5	11.5	12:35	51.5	56.0	-
12:36	11.0	11.3	12:36	49.5	55.5	-
12:37	9.3	11.2	12:37	48.3	55.2	-
12:38	9.8	11.1	12:38	49.8	55.1	-
12:39	10.5	11.1	12:39	51.5	54.8	-
12:40	9.5	10.9	12:40	50.0	54.5	-
12:41	10.0	10.8	12:41	48.8	54.1	-
12:42	9.5	10.8	12:42	52.0	53.7	-
12:43	9.5	10.4	12:43	54.5	53.4	-
12:44	11.5	10.3	12:44	52.0	53.1	-
12:45	10.8	10.2	12:45	52.0	53.0	-
12:46	10.0	10.1	12:46	50.8	53.0	-
12:47	9.5	10.1	12:47	48.8	52.8	-
12:48	9.8	10.0	12:48	50.5	52.0	-
12:49	9.0	9.9	12:49	49.3	50.6	-
12:50	8.8	9.9	12:50	50.5	50.5	-
12:51	9.0	9.8	12:51	48.0	50.4	-
12:52	9.0	9.7	12:52	48.0	50.4	-
12:53	9.0	9.7	12:53	50.0	50.4	-

Grand Union Bowling Alley Site
BCP #360222
150 Westchester Avenue, Port Chester
December 2, 2024

PARTICULATE DATA						
Upwind			Downwind			Exceeds Particulate Alarm Limit
Time	Concentration (ug/m^3)	15-Min Avg Concentration (ug/m^3)	Time	Concentration (ug/m^3)	15-Min Avg Concentration (ug/m^3)	
12:54	9.8	9.6	12:54	48.8	50.3	-
12:55	9.0	9.6	12:55	48.5	50.2	-
12:56	8.8	9.5	12:56	49.3	50.2	-
12:57	8.5	9.5	12:57	49.0	50.0	-
12:58	9.0	9.4	12:58	50.3	49.7	-
12:59	9.8	9.3	12:59	49.8	49.6	-
13:00	11.0	9.3	13:00	50.3	49.4	-
13:01	9.3	9.3	13:01	53.0	49.6	-
13:02	9.5	9.3	13:02	49.5	49.6	-
13:03	8.3	9.2	13:03	50.3	49.6	-
13:04	9.0	9.2	13:04	49.5	49.6	-
13:05	9.0	9.2	13:05	51.0	49.7	-
13:06	9.0	9.2	13:06	50.3	49.8	-
13:07	9.0	9.2	13:07	49.5	49.9	-
13:08	9.5	9.2	13:08	51.5	50.0	-
13:09	10.3	9.3	13:09	55.8	50.5	-
13:10	10.0	9.3	13:10	50.8	50.6	-
13:11	9.8	9.4	13:11	53.8	50.9	-
13:12	10.5	9.5	13:12	56.0	51.4	-
13:13	11.8	9.7	13:13	51.8	51.5	-
13:14	9.0	9.7	13:14	52.3	51.7	-
13:15	9.3	9.5	13:15	61.3	52.4	-
13:16	10.6	9.6	13:16	57.0	52.7	-
13:17	12.2	9.8	13:17	55.8	53.1	-
13:18	16.2	10.3	13:18	60.3	53.8	-
13:19	10.8	10.5	13:19	60.5	54.5	-
13:20	13.0	10.7	13:20	61.3	55.2	-
13:21	11.4	10.9	13:21	54.8	55.5	-
13:22	9.8	10.9	13:22	52.5	55.7	-
13:23	9.8	11.0	13:23	57.8	56.1	-
13:24	9.2	10.9	13:24	55.3	56.1	-
13:25	11.8	11.0	13:25	65.0	57.0	-
13:26	15.2	11.4	13:26	73.8	58.3	-
13:27	11.6	11.4	13:27	64.8	58.9	-
13:28	12.4	11.5	13:28	62.0	59.6	-
13:29	13.4	11.8	13:29	56.0	59.9	-
13:30	12.8	12.0	13:30	60.5	59.8	-
13:31	55.2	15.0	13:31	58.0	59.9	-
13:32	13.2	15.1	13:32	67.0	60.6	-
13:33	14.6	14.9	13:33	57.8	60.5	-
13:34	27.4	16.1	13:34	58.5	60.3	-
13:35	22.0	16.7	13:35	61.5	60.3	-
13:36	10.2	16.6	13:36	60.3	60.7	-
13:37	34.0	18.2	13:37	53.3	60.8	-
13:38	12.2	18.3	13:38	60.5	60.9	-
13:39	26.2	19.5	13:39	56.0	61.0	-
13:40	44.8	21.7	13:40	62.5	60.8	-
13:41	10.8	21.4	13:41	67.0	60.4	-

Grand Union Bowling Alley Site
BCP #360222
150 Westchester Avenue, Port Chester
December 2, 2024

PARTICULATE DATA						
Upwind			Downwind			Exceeds Particulate Alarm Limit
Time	Concentration (ug/m^3)	15-Min Avg Concentration (ug/m^3)	Time	Concentration (ug/m^3)	15-Min Avg Concentration (ug/m^3)	
13:42	12.8	21.5	13:42	59.0	60.0	-
13:43	10.8	21.4	13:43	64.5	60.2	-
13:44	12.2	21.3	13:44	66.8	60.9	-
13:45	9.8	21.1	13:45	56.5	60.6	-
13:46	10.0	18.1	13:46	59.0	60.7	-
13:47	15.4	18.2	13:47	62.8	60.4	-
13:48	26.8	19.0	13:48	58.5	60.4	-
13:49	14.8	18.2	13:49	75.8	61.6	-
13:50	16.2	17.8	13:50	71.3	62.2	-
13:51	14.6	18.1	13:51	54.5	61.9	-
13:52	20.2	17.2	13:52	52.3	61.8	-
13:53	14.4	17.3	13:53	52.8	61.3	-
13:54	10.8	16.3	13:54	50.5	60.9	-
13:55	13.0	14.2	13:55	51.3	60.2	-
13:56	13.6	14.4	13:56	54.5	59.3	-
13:57	11.8	14.3	13:57	51.5	58.8	-
13:58	11.0	14.3	13:58	50.8	57.9	-
13:59	79.6	18.8	13:59	52.3	56.9	-
14:00	29.8	20.1	14:00	55.8	56.9	-
14:01	12.0	20.3	14:01	56.8	56.7	-
14:02	10.8	20.0	14:02	57.0	56.4	-
14:03	10.6	18.9	14:03	53.5	56.0	-
14:04	10.0	18.6	14:04	58.3	54.9	-
14:05	11.8	18.3	14:05	63.0	54.3	-
14:06	11.6	18.1	14:06	60.0	54.7	-
14:07	15.0	17.7	14:07	57.8	55.0	-
14:08	15.6	17.8	14:08	69.5	56.2	-
14:09	16.6	18.2	14:09	55.5	56.5	-
14:10	14.8	18.3	14:10	54.3	56.7	-
14:11	13.8	18.3	14:11	56.5	56.8	-
14:12	11.0	18.3	14:12	54.8	57.0	-
14:13	10.4	18.2	14:13	52.0	57.1	-
14:14	10.0	13.6	14:14	55.5	57.3	-
14:15	10.0	12.3	14:15	61.0	57.7	-
14:16	10.6	12.2	14:16	54.5	57.5	-
14:17	12.0	12.3	14:17	53.5	57.3	-
14:18	25.4	13.2	14:18	61.0	57.8	-
14:19	12.4	13.4	14:19	52.8	57.4	-
14:20	11.0	13.3	14:20	53.0	56.8	-
14:21	11.0	13.3	14:21	52.5	56.3	-
14:22	9.8	13.0	14:22	52.3	55.9	-
14:23	12.2	12.7	14:23	58.0	55.1	-
14:24	10.4	12.3	14:24	53.0	55.0	-
14:25	9.8	12.0	14:25	59.8	55.3	-
14:26	10.2	11.7	14:26	52.8	55.1	-
14:27	16.0	12.1	14:27	55.5	55.1	-
14:28	11.4	12.1	14:28	52.5	55.2	-
14:29	9.8	12.1	14:29	52.0	54.9	-

Grand Union Bowling Alley Site
BCP #360222
150 Westchester Avenue, Port Chester
December 2, 2024

PARTICULATE DATA						
Upwind			Downwind			Exceeds Particulate Alarm Limit
Time	Concentration (ug/m^3)	15-Min Avg Concentration (ug/m^3)	Time	Concentration (ug/m^3)	15-Min Avg Concentration (ug/m^3)	
14:30	10.4	12.2	14:30	59.3	54.8	-
14:31	12.8	12.3	14:31	57.0	55.0	-
14:32	16.2	12.6	14:32	57.8	55.3	-
14:33	13.6	11.8	14:33	62.0	55.3	-
14:34	10.0	11.6	14:34	59.5	55.8	-
14:35	10.4	11.6	14:35	58.5	56.2	-
14:36	12.8	11.7	14:36	56.5	56.4	-
14:37	72.4	15.9	14:37	60.3	57.0	-
14:38	12.8	15.9	14:38	57.3	56.9	-
14:39	11.2	16.0	14:39	58.3	57.3	-
14:40	13.8	16.3	14:40	57.5	57.1	-
14:41	10.0	16.2	14:41	57.0	57.4	-
14:42	12.4	16.0	14:42	53.3	57.2	-
14:43	10.6	15.9	14:43	53.5	57.3	-
14:44	11.0	16.0	14:44	57.0	57.6	-
14:45	15.6	16.4	14:45	65.0	58.0	-
14:46	15.8	16.6	14:46	62.0	58.4	-
14:47	10.4	16.2	14:47	57.5	58.3	-
14:48	11.0	16.0	14:48	50.8	57.6	-
14:49	11.0	16.1	14:49	51.0	57.0	-
14:50	39.0	18.0	14:50	52.8	56.6	-
14:51	118.3	25.0	14:51	70.3	57.6	-
14:52	114.3	27.8	14:52	53.5	57.1	-
14:53	164.0	37.9	14:53	55.3	57.0	-
14:54	58.0	41.0	14:54	61.5	57.2	-
14:55	72.5	44.9	14:55	53.3	56.9	-
14:56	20.3	45.6	14:56	54.3	56.7	-
14:57	21.0	46.2	14:57	57.5	57.0	-
14:58	12.5	46.3	14:58	57.8	57.3	-
14:59	48.8	48.8	14:59	64.0	57.8	-
15:00	30.3	49.8	15:00	54.8	57.1	-
15:01	10.3	49.4	15:01	58.8	56.9	-
15:02	13.3	49.6	15:02	52.5	56.5	-
15:03	42.3	51.7	15:03	64.3	57.4	-
15:04	15.5	52.0	15:04	50.3	57.4	-
15:05	11.8	50.2	15:05	53.0	57.4	-
15:06	11.0	43.0	15:06	55.8	56.4	-
15:07	9.5	36.1	15:07	57.5	56.7	-
15:08	9.8	25.8	15:08	51.5	56.4	-
15:09	10.5	22.6	15:09	49.3	55.6	-
15:10	9.3	18.4	15:10	55.5	55.8	-
15:11	49.0	20.3	15:11	54.5	55.8	-
15:12	92.5	25.1	15:12	64.5	56.3	-
15:13	40.3	26.9	15:13	77.8	57.6	-
15:14	30.3	25.7	15:14	53.0	56.9	-
15:15	19.8	25.0	15:15	55.3	56.9	-
15:16	57.3	28.1	15:16	48.8	56.2	-
15:17	23.8	28.8	15:17	53.8	56.3	-

Grand Union Bowling Alley Site
BCP #360222
150 Westchester Avenue, Port Chester
December 2, 2024

PARTICULATE DATA						
Upwind			Downwind			Exceeds Particulate Alarm Limit
Time	Concentration (ug/m^3)	15-Min Avg Concentration (ug/m^3)	Time	Concentration (ug/m^3)	15-Min Avg Concentration (ug/m^3)	
15:18	44.0	28.9	15:18	48.3	55.2	-
15:19	28.5	29.8	15:19	50.0	55.2	-
15:20	9.3	29.6	15:20	48.8	54.9	-
15:21	9.3	29.5	15:21	51.3	54.6	-

Grand Union Bowling Alley Site
BCP #360222
150 Westchester Avenue, Port Chester
December 2, 2024

Monday, December 2, 2024						
Number of Instances Where Downwind VOCs Exceeds Upwind VOCs + 5 =						0
Number of Comparable Data Points =						414
Start Time:						8:12
End Time:						15:21
PID DATA						
Upwind			Downwind			Exceeds VOC Alarm Limit
Time	Concentration (ppm)	15-Min Avg Concentration (ppm)	Time	Concentration (ppm)	15-Min Avg Concentration (ppm)	
8:12	-	-	8:12	0.0	-	-
8:13	0.0	-	8:13	0.0	-	-
8:14	0.0	-	8:14	0.0	-	-
8:15	0.0	-	8:15	0.0	-	-
8:16	0.0	-	8:16	0.0	-	-
8:17	0.0	-	8:17	0.0	-	-
8:18	0.0	-	8:18	0.0	-	-
8:19	0.0	-	8:19	0.0	-	-
8:20	0.0	-	8:20	0.0	-	-
8:21	0.0	-	8:21	0.0	-	-
8:22	0.0	-	8:22	0.0	-	-
8:23	0.0	-	8:23	0.0	-	-
8:24	0.0	-	8:24	0.0	-	-
8:25	0.0	-	8:25	0.0	-	-
8:26	0.0	-	8:26	0.0	-	-
8:27	0.0	-	8:27	0.0	0.0	-
8:28	0.0	0.0	8:28	0.0	0.0	-
8:29	0.0	0.0	8:29	0.0	0.0	-
8:30	0.0	0.0	8:30	0.0	0.0	-
8:31	0.0	0.0	8:31	0.0	0.0	-
8:32	0.0	0.0	8:32	0.0	0.0	-
8:33	0.0	0.0	8:33	0.0	0.0	-
8:34	0.0	0.0	8:34	0.0	0.0	-
8:35	0.0	0.0	8:35	0.0	0.0	-
8:36	0.0	0.0	8:36	0.0	0.0	-
8:37	0.0	0.0	8:37	0.0	0.0	-
8:38	0.0	0.0	8:38	0.0	0.0	-
8:39	0.0	0.0	8:39	0.0	0.0	-
8:40	0.0	0.0	8:40	0.0	0.0	-
8:41	0.0	0.0	8:41	0.0	0.0	-
8:42	0.0	0.0	8:42	0.0	0.0	-
8:43	0.0	0.0	8:43	0.0	0.0	-
8:44	0.0	0.0	8:44	0.0	0.0	-
8:45	0.0	0.0	8:45	0.0	0.0	-
8:46	0.0	0.0	8:46	0.0	0.0	-
8:47	0.0	0.0	8:47	0.0	0.0	-
8:48	0.0	0.0	8:48	0.0	0.0	-
8:49	0.0	0.0	8:49	0.0	0.0	-
8:50	0.0	0.0	8:50	0.0	0.0	-
8:51	0.0	0.0	8:51	0.0	0.0	-
8:52	0.0	0.0	8:52	0.0	0.0	-
8:53	0.0	0.0	8:53	0.0	0.0	-
8:54	0.0	0.0	8:54	0.0	0.0	-

Grand Union Bowling Alley Site
BCP #360222
150 Westchester Avenue, Port Chester
December 2, 2024

PID DATA						
Upwind			Downwind			
Time	Concentration (ppm)	15-Min Avg Concentration (ppm)	Time	Concentration (ppm)	15-Min Avg Concentration (ppm)	Exceeds VOC Alarm Limit
8:55	0.0	0.0	8:55	0.0	0.0	-
8:56	0.0	0.0	8:56	0.0	0.0	-
8:57	0.0	0.0	8:57	0.0	0.0	-
8:58	0.0	0.0	8:58	0.0	0.0	-
8:59	0.0	0.0	8:59	0.0	0.0	-
9:00	0.0	0.0	9:00	0.0	0.0	-
9:01	0.0	0.0	9:01	0.0	0.0	-
9:02	0.0	0.0	9:02	0.0	0.0	-
9:03	0.0	0.0	9:03	0.0	0.0	-
9:04	0.0	0.0	9:04	0.0	0.0	-
9:05	0.0	0.0	9:05	0.0	0.0	-
9:06	0.0	0.0	9:06	0.0	0.0	-
9:07	0.0	0.0	9:07	0.0	0.0	-
9:08	0.0	0.0	9:08	0.0	0.0	-
9:09	0.0	0.0	9:09	0.0	0.0	-
9:10	0.0	0.0	9:10	0.0	0.0	-
9:11	0.0	0.0	9:11	0.0	0.0	-
9:12	0.0	0.0	9:12	0.0	0.0	-
9:13	0.0	0.0	9:13	0.0	0.0	-
9:14	0.0	0.0	9:14	0.0	0.0	-
9:15	0.0	0.0	9:15	0.0	0.0	-
9:16	0.0	0.0	9:16	0.0	0.0	-
9:17	0.0	0.0	9:17	0.0	0.0	-
9:18	0.0	0.0	9:18	0.0	0.0	-
9:19	0.0	0.0	9:19	0.0	0.0	-
9:20	0.0	0.0	9:20	0.0	0.0	-
9:21	0.0	0.0	9:21	0.0	0.0	-
9:22	0.0	0.0	9:22	0.0	0.0	-
9:23	0.0	0.0	9:23	0.0	0.0	-
9:24	0.0	0.0	9:24	0.0	0.0	-
9:25	0.0	0.0	9:25	0.0	0.0	-
9:26	0.0	0.0	9:26	0.0	0.0	-
9:27	0.0	0.0	9:27	0.0	0.0	-
9:28	0.0	0.0	9:28	0.0	0.0	-
9:29	0.0	0.0	9:29	0.0	0.0	-
9:30	0.0	0.0	9:30	0.0	0.0	-
9:31	0.0	0.0	9:31	0.0	0.0	-
9:32	0.0	0.0	9:32	0.0	0.0	-
9:33	0.0	0.0	9:33	0.0	0.0	-
9:34	0.0	0.0	9:34	0.0	0.0	-
9:35	0.0	0.0	9:35	0.0	0.0	-
9:36	0.0	0.0	9:36	0.0	0.0	-
9:37	0.0	0.0	9:37	0.0	0.0	-
9:38	0.0	0.0	9:38	0.0	0.0	-
9:39	0.0	0.0	9:39	0.0	0.0	-
9:40	0.0	0.0	9:40	0.0	0.0	-
9:41	0.0	0.0	9:41	0.0	0.0	-
9:42	0.0	0.0	9:42	0.0	0.0	-
9:43	0.0	0.0	9:43	0.0	0.0	-

Grand Union Bowling Alley Site
BCP #360222
150 Westchester Avenue, Port Chester
December 2, 2024

PID DATA						
Upwind			Downwind			
Time	Concentration (ppm)	15-Min Avg Concentration (ppm)	Time	Concentration (ppm)	15-Min Avg Concentration (ppm)	Exceeds VOC Alarm Limit
9:44	0.0	0.0	9:44	0.0	0.0	-
9:45	0.0	0.0	9:45	0.0	0.0	-
9:46	0.0	0.0	9:46	0.0	0.0	-
9:47	0.0	0.0	9:47	0.0	0.0	-
9:48	0.0	0.0	9:48	0.0	0.0	-
9:49	0.0	0.0	9:49	0.0	0.0	-
9:50	0.0	0.0	9:50	0.0	0.0	-
9:51	0.0	0.0	9:51	0.0	0.0	-
9:52	0.0	0.0	9:52	0.0	0.0	-
9:53	0.0	0.0	9:53	0.0	0.0	-
9:54	0.0	0.0	9:54	0.0	0.0	-
9:55	0.0	0.0	9:55	0.0	0.0	-
9:56	0.0	0.0	9:56	0.0	0.0	-
9:57	0.0	0.0	9:57	0.0	0.0	-
9:58	0.0	0.0	9:58	0.0	0.0	-
9:59	0.0	0.0	9:59	0.0	0.0	-
10:00	0.0	0.0	10:00	0.0	0.0	-
10:01	0.0	0.0	10:01	0.0	0.0	-
10:02	0.0	0.0	10:02	0.0	0.0	-
10:03	0.0	0.0	10:03	0.0	0.0	-
10:04	0.0	0.0	10:04	0.0	0.0	-
10:05	0.0	0.0	10:05	0.0	0.0	-
10:06	0.0	0.0	10:06	0.0	0.0	-
10:07	0.0	0.0	10:07	0.0	0.0	-
10:08	0.0	0.0	10:08	0.0	0.0	-
10:09	0.0	0.0	10:09	0.0	0.0	-
10:10	0.0	0.0	10:10	0.0	0.0	-
10:11	0.0	0.0	10:11	0.0	0.0	-
10:12	0.0	0.0	10:12	0.0	0.0	-
10:13	0.0	0.0	10:13	0.0	0.0	-
10:14	0.0	0.0	10:14	0.0	0.0	-
10:15	0.0	0.0	10:15	0.0	0.0	-
10:16	0.0	0.0	10:16	0.0	0.0	-
10:17	0.0	0.0	10:17	0.0	0.0	-
10:18	0.0	0.0	10:18	0.0	0.0	-
10:19	0.0	0.0	10:19	0.0	0.0	-
10:20	0.0	0.0	10:20	0.0	0.0	-
10:21	0.0	0.0	10:21	0.0	0.0	-
10:22	0.0	0.0	10:22	0.0	0.0	-
10:23	0.0	0.0	10:23	0.0	0.0	-
10:24	0.0	0.0	10:24	0.0	0.0	-
10:25	0.0	0.0	10:25	0.0	0.0	-
10:26	0.0	0.0	10:26	0.0	0.0	-
10:27	0.0	0.0	10:27	0.0	0.0	-
10:28	0.0	0.0	10:28	0.0	0.0	-
10:29	0.0	0.0	10:29	0.0	0.0	-
10:30	0.0	0.0	10:30	0.0	0.0	-
10:31	0.0	0.0	10:31	0.0	0.0	-
10:32	0.0	0.0	10:32	0.0	0.0	-

Grand Union Bowling Alley Site
BCP #360222
150 Westchester Avenue, Port Chester
December 2, 2024

PID DATA						
Upwind			Downwind			
Time	Concentration (ppm)	15-Min Avg Concentration (ppm)	Time	Concentration (ppm)	15-Min Avg Concentration (ppm)	Exceeds VOC Alarm Limit
10:33	0.0	0.0	10:33	0.0	0.0	-
10:34	0.0	0.0	10:34	0.0	0.0	-
10:35	0.0	0.0	10:35	0.0	0.0	-
10:36	0.0	0.0	10:36	0.0	0.0	-
10:37	0.0	0.0	10:37	0.0	0.0	-
10:38	0.0	0.0	10:38	0.0	0.0	-
10:39	0.0	0.0	10:39	0.0	0.0	-
10:40	0.0	0.0	10:40	0.0	0.0	-
10:41	0.0	0.0	10:41	0.0	0.0	-
10:42	0.0	0.0	10:42	0.0	0.0	-
10:43	0.0	0.0	10:43	0.0	0.0	-
10:44	0.0	0.0	10:44	0.0	0.0	-
10:45	0.0	0.0	10:45	0.0	0.0	-
10:46	0.0	0.0	10:46	0.0	0.0	-
10:47	0.0	0.0	10:47	0.0	0.0	-
10:48	0.0	0.0	10:48	0.0	0.0	-
10:49	0.0	0.0	10:49	0.0	0.0	-
10:50	0.0	0.0	10:50	0.0	0.0	-
10:51	0.0	0.0	10:51	0.0	0.0	-
10:52	0.0	0.0	10:52	0.0	0.0	-
10:53	0.0	0.0	10:53	0.0	0.0	-
10:54	0.0	0.0	10:54	0.0	0.0	-
10:55	0.0	0.0	10:55	0.0	0.0	-
10:56	0.0	0.0	10:56	0.0	0.0	-
10:57	0.0	0.0	10:57	0.0	0.0	-
10:58	0.0	0.0	10:58	0.0	0.0	-
10:59	0.0	0.0	10:59	0.0	0.0	-
11:00	0.0	0.0	11:00	0.0	0.0	-
11:01	0.0	0.0	11:01	0.0	0.0	-
11:02	0.0	0.0	11:02	0.0	0.0	-
11:03	0.0	0.0	11:03	0.0	0.0	-
11:04	0.0	0.0	11:04	0.0	0.0	-
11:05	0.0	0.0	11:05	0.0	0.0	-
11:06	0.0	0.0	11:06	0.0	0.0	-
11:07	0.0	0.0	11:07	0.0	0.0	-
11:08	0.0	0.0	11:08	0.0	0.0	-
11:09	0.0	0.0	11:09	0.0	0.0	-
11:10	0.0	0.0	11:10	0.0	0.0	-
11:11	0.0	0.0	11:11	0.0	0.0	-
11:12	0.0	0.0	11:12	0.0	0.0	-
11:13	0.0	0.0	11:13	0.0	0.0	-
11:14	0.0	0.0	11:14	0.0	0.0	-
11:15	0.0	0.0	11:15	0.0	0.0	-
11:16	0.0	0.0	11:16	0.0	0.0	-
11:17	0.0	0.0	11:17	0.0	0.0	-
11:18	0.0	0.0	11:18	0.0	0.0	-
11:19	0.0	0.0	11:19	0.0	0.0	-
11:20	0.0	0.0	11:20	0.0	0.0	-
11:21	0.0	0.0	11:21	0.0	0.0	-

Grand Union Bowling Alley Site
BCP #360222
150 Westchester Avenue, Port Chester
December 2, 2024

PID DATA						
Upwind			Downwind			
Time	Concentration (ppm)	15-Min Avg Concentration (ppm)	Time	Concentration (ppm)	15-Min Avg Concentration (ppm)	Exceeds VOC Alarm Limit
11:22	0.0	0.0	11:22	0.0	0.0	-
11:23	0.0	0.0	11:23	0.0	0.0	-
11:24	0.0	0.0	11:24	0.0	0.0	-
11:25	0.0	0.0	11:25	0.0	0.0	-
11:26	0.0	0.0	11:26	0.0	0.0	-
11:27	0.0	0.0	11:27	0.0	0.0	-
11:28	0.0	0.0	11:28	0.0	0.0	-
11:29	0.0	0.0	11:29	0.0	0.0	-
11:30	0.0	0.0	11:30	0.0	0.0	-
11:31	0.0	0.0	11:31	0.0	0.0	-
11:32	0.0	0.0	11:32	0.0	0.0	-
11:33	0.0	0.0	11:33	0.0	0.0	-
11:34	0.0	0.0	11:34	0.0	0.0	-
11:35	0.0	0.0	11:35	0.0	0.0	-
11:36	0.0	0.0	11:36	0.0	0.0	-
11:37	0.0	0.0	11:37	0.0	0.0	-
11:38	0.0	0.0	11:38	0.0	0.0	-
11:39	0.0	0.0	11:39	0.0	0.0	-
11:40	0.0	0.0	11:40	0.0	0.0	-
11:41	0.0	0.0	11:41	0.0	0.0	-
11:42	0.0	0.0	11:42	0.0	0.0	-
11:43	0.0	0.0	11:43	0.0	0.0	-
11:44	0.0	0.0	11:44	0.0	0.0	-
11:45	0.0	0.0	11:45	0.0	0.0	-
11:46	0.0	0.0	11:46	0.0	0.0	-
11:47	0.0	0.0	11:47	0.0	0.0	-
11:48	0.0	0.0	11:48	0.0	0.0	-
11:49	0.0	0.0	11:49	0.0	0.0	-
11:50	0.0	0.0	11:50	0.0	0.0	-
11:51	0.0	0.0	11:51	0.0	0.0	-
11:52	0.0	0.0	11:52	0.0	0.0	-
11:53	0.0	0.0	11:53	0.0	0.0	-
11:54	0.0	0.0	11:54	0.0	0.0	-
11:55	0.0	0.0	11:55	0.0	0.0	-
11:56	0.0	0.0	11:56	0.0	0.0	-
11:57	0.0	0.0	11:57	0.0	0.0	-
11:58	0.0	0.0	11:58	0.0	0.0	-
11:59	0.0	0.0	11:59	0.0	0.0	-
12:00	0.0	0.0	12:00	0.0	0.0	-
12:01	0.0	0.0	12:01	0.0	0.0	-
12:02	0.0	0.0	12:02	0.0	0.0	-
12:03	0.0	0.0	12:03	0.0	0.0	-
12:04	0.0	0.0	12:04	0.0	0.0	-
12:05	0.0	0.0	12:05	0.0	0.0	-
12:06	0.0	0.0	12:06	0.0	0.0	-
12:07	0.0	0.0	12:07	0.0	0.0	-
12:08	0.0	0.0	12:08	0.0	0.0	-
12:09	0.0	0.0	12:09	0.0	0.0	-
12:10	0.0	0.0	12:10	0.0	0.0	-

Grand Union Bowling Alley Site
BCP #360222
150 Westchester Avenue, Port Chester
December 2, 2024

PID DATA						
Upwind			Downwind			
Time	Concentration (ppm)	15-Min Avg Concentration (ppm)	Time	Concentration (ppm)	15-Min Avg Concentration (ppm)	Exceeds VOC Alarm Limit
12:11	0.0	0.0	12:11	0.0	0.0	-
12:12	0.0	0.0	12:12	0.0	0.0	-
12:13	0.0	0.0	12:13	0.0	0.0	-
12:14	0.0	0.0	12:14	0.0	0.0	-
12:15	0.0	0.0	12:15	0.0	0.0	-
12:16	0.0	0.0	12:16	0.0	0.0	-
12:17	0.0	0.0	12:17	0.0	0.0	-
12:18	0.0	0.0	12:18	0.0	0.0	-
12:19	0.0	0.0	12:19	0.0	0.0	-
12:20	0.0	0.0	12:20	0.0	0.0	-
12:21	0.0	0.0	12:21	0.0	0.0	-
12:22	0.0	0.0	12:22	0.0	0.0	-
12:23	0.0	0.0	12:23	0.0	0.0	-
12:24	0.0	0.0	12:24	0.0	0.0	-
12:25	0.0	0.0	12:25	0.0	0.0	-
12:26	0.0	0.0	12:26	0.0	0.0	-
12:27	0.0	0.0	12:27	0.0	0.0	-
12:28	0.0	0.0	12:28	0.0	0.0	-
12:29	0.0	0.0	12:29	0.0	0.0	-
12:30	0.0	0.0	12:30	0.0	0.0	-
12:31	0.0	0.0	12:31	0.0	0.0	-
12:32	0.0	0.0	12:32	0.0	0.0	-
12:33	0.0	0.0	12:33	0.0	0.0	-
12:34	0.0	0.0	12:34	0.0	0.0	-
12:35	0.0	0.0	12:35	0.0	0.0	-
12:36	0.0	0.0	12:36	0.0	0.0	-
12:37	0.0	0.0	12:37	0.0	0.0	-
12:38	0.0	0.0	12:38	0.0	0.0	-
12:39	0.0	0.0	12:39	0.0	0.0	-
12:40	0.0	0.0	12:40	0.0	0.0	-
12:41	0.0	0.0	12:41	0.0	0.0	-
12:42	0.0	0.0	12:42	0.0	0.0	-
12:43	0.0	0.0	12:43	0.0	0.0	-
12:44	0.0	0.0	12:44	0.0	0.0	-
12:45	0.0	0.0	12:45	0.0	0.0	-
12:46	0.0	0.0	12:46	0.0	0.0	-
12:47	0.0	0.0	12:47	0.0	0.0	-
12:48	0.0	0.0	12:48	0.0	0.0	-
12:49	0.0	0.0	12:49	0.0	0.0	-
12:50	0.0	0.0	12:50	0.0	0.0	-
12:51	0.0	0.0	12:51	0.0	0.0	-
12:52	0.0	0.0	12:52	0.0	0.0	-
12:53	0.0	0.0	12:53	0.0	0.0	-
12:54	0.0	0.0	12:54	0.0	0.0	-
12:55	0.0	0.0	12:55	0.0	0.0	-
12:56	0.0	0.0	12:56	0.0	0.0	-
12:57	0.0	0.0	12:57	0.0	0.0	-
12:58	0.0	0.0	12:58	0.0	0.0	-
12:59	0.0	0.0	12:59	0.0	0.0	-

Grand Union Bowling Alley Site
BCP #360222
150 Westchester Avenue, Port Chester
December 2, 2024

PID DATA						
Upwind			Downwind			
Time	Concentration (ppm)	15-Min Avg Concentration (ppm)	Time	Concentration (ppm)	15-Min Avg Concentration (ppm)	Exceeds VOC Alarm Limit
13:00	0.0	0.0	13:00	0.0	0.0	-
13:01	0.0	0.0	13:01	0.0	0.0	-
13:02	0.0	0.0	13:02	0.0	0.0	-
13:03	0.0	0.0	13:03	0.0	0.0	-
13:04	0.0	0.0	13:04	0.0	0.0	-
13:05	0.0	0.0	13:05	0.0	0.0	-
13:06	0.0	0.0	13:06	0.0	0.0	-
13:07	0.0	0.0	13:07	0.0	0.0	-
13:08	0.0	0.0	13:08	0.0	0.0	-
13:09	0.0	0.0	13:09	0.0	0.0	-
13:10	0.0	0.0	13:10	0.0	0.0	-
13:11	0.0	0.0	13:11	0.0	0.0	-
13:12	0.0	0.0	13:12	0.0	0.0	-
13:13	0.0	0.0	13:13	0.0	0.0	-
13:14	0.0	0.0	13:14	0.0	0.0	-
13:15	0.0	0.0	13:15	0.0	0.0	-
13:16	0.0	0.0	13:16	0.0	0.0	-
13:17	0.0	0.0	13:17	0.0	0.0	-
13:18	0.0	0.0	13:18	0.0	0.0	-
13:19	0.0	0.0	13:19	0.0	0.0	-
13:20	0.0	0.0	13:20	0.0	0.0	-
13:21	0.0	0.0	13:21	0.0	0.0	-
13:22	0.0	0.0	13:22	0.0	0.0	-
13:23	0.0	0.0	13:23	0.0	0.0	-
13:24	0.0	0.0	13:24	0.0	0.0	-
13:25	0.0	0.0	13:25	0.0	0.0	-
13:26	0.0	0.0	13:26	0.0	0.0	-
13:27	0.0	0.0	13:27	0.0	0.0	-
13:28	0.0	0.0	13:28	0.0	0.0	-
13:29	0.0	0.0	13:29	0.0	0.0	-
13:30	0.0	0.0	13:30	0.0	0.0	-
13:31	0.0	0.0	13:31	0.0	0.0	-
13:32	0.0	0.0	13:32	0.0	0.0	-
13:33	0.0	0.0	13:33	0.0	0.0	-
13:34	0.0	0.0	13:34	0.0	0.0	-
13:35	0.0	0.0	13:35	0.0	0.0	-
13:36	0.0	0.0	13:36	0.0	0.0	-
13:37	0.0	0.0	13:37	0.0	0.0	-
13:38	0.0	0.0	13:38	0.0	0.0	-
13:39	0.0	0.0	13:39	0.0	0.0	-
13:40	0.0	0.0	13:40	0.0	0.0	-
13:41	0.0	0.0	13:41	0.0	0.0	-
13:42	0.0	0.0	13:42	0.0	0.0	-
13:43	0.0	0.0	13:43	0.0	0.0	-
13:44	0.0	0.0	13:44	0.0	0.0	-
13:45	0.0	0.0	13:45	0.0	0.0	-
13:46	0.0	0.0	13:46	0.0	0.0	-
13:47	0.0	0.0	13:47	0.0	0.0	-
13:48	0.0	0.0	13:48	0.0	0.0	-

Grand Union Bowling Alley Site
BCP #360222
150 Westchester Avenue, Port Chester
December 2, 2024

PID DATA						
Upwind			Downwind			
Time	Concentration (ppm)	15-Min Avg Concentration (ppm)	Time	Concentration (ppm)	15-Min Avg Concentration (ppm)	Exceeds VOC Alarm Limit
13:49	0.0	0.0	13:49	0.0	0.0	-
13:50	0.0	0.0	13:50	0.0	0.0	-
13:51	0.0	0.0	13:51	0.0	0.0	-
13:52	0.0	0.0	13:52	0.0	0.0	-
13:53	0.0	0.0	13:53	0.0	0.0	-
13:54	0.0	0.0	13:54	0.0	0.0	-
13:55	0.0	0.0	13:55	0.0	0.0	-
13:56	0.0	0.0	13:56	0.0	0.0	-
13:57	0.0	0.0	13:57	0.0	0.0	-
13:58	0.0	0.0	13:58	0.0	0.0	-
13:59	0.0	0.0	13:59	0.0	0.0	-
14:00	0.0	0.0	14:00	0.0	0.0	-
14:01	0.0	0.0	14:01	0.0	0.0	-
14:02	0.0	0.0	14:02	0.0	0.0	-
14:03	0.0	0.0	14:03	0.0	0.0	-
14:04	0.0	0.0	14:04	0.0	0.0	-
14:05	0.0	0.0	14:05	0.0	0.0	-
14:06	0.0	0.0	14:06	0.0	0.0	-
14:07	0.0	0.0	14:07	0.0	0.0	-
14:08	0.0	0.0	14:08	0.0	0.0	-
14:09	0.0	0.0	14:09	0.0	0.0	-
14:10	0.0	0.0	14:10	0.0	0.0	-
14:11	0.0	0.0	14:11	0.0	0.0	-
14:12	0.0	0.0	14:12	0.0	0.0	-
14:13	0.0	0.0	14:13	0.0	0.0	-
14:14	0.0	0.0	14:14	0.0	0.0	-
14:15	0.0	0.0	14:15	0.0	0.0	-
14:16	0.0	0.0	14:16	0.0	0.0	-
14:17	0.0	0.0	14:17	0.0	0.0	-
14:18	0.0	0.0	14:18	0.0	0.0	-
14:19	0.0	0.0	14:19	0.0	0.0	-
14:20	0.0	0.0	14:20	0.0	0.0	-
14:21	0.0	0.0	14:21	0.0	0.0	-
14:22	0.0	0.0	14:22	0.0	0.0	-
14:23	0.0	0.0	14:23	0.0	0.0	-
14:24	0.0	0.0	14:24	0.0	0.0	-
14:25	0.0	0.0	14:25	0.0	0.0	-
14:26	0.0	0.0	14:26	0.0	0.0	-
14:27	0.0	0.0	14:27	0.0	0.0	-
14:28	0.0	0.0	14:28	0.0	0.0	-
14:29	0.0	0.0	14:29	0.0	0.0	-
14:30	0.0	0.0	14:30	0.0	0.0	-
14:31	0.0	0.0	14:31	0.0	0.0	-
14:32	0.0	0.0	14:32	0.0	0.0	-
14:33	0.0	0.0	14:33	0.0	0.0	-
14:34	0.0	0.0	14:34	0.0	0.0	-
14:35	0.0	0.0	14:35	0.0	0.0	-
14:36	0.0	0.0	14:36	0.0	0.0	-
14:37	0.0	0.0	14:37	0.0	0.0	-

Grand Union Bowling Alley Site
BCP #360222
150 Westchester Avenue, Port Chester
December 2, 2024

PID DATA						
Upwind			Downwind			
Time	Concentration (ppm)	15-Min Avg Concentration (ppm)	Time	Concentration (ppm)	15-Min Avg Concentration (ppm)	Exceeds VOC Alarm Limit
14:38	0.0	0.0	14:38	0.0	0.0	-
14:39	0.0	0.0	14:39	0.0	0.0	-
14:40	0.0	0.0	14:40	0.0	0.0	-
14:41	0.0	0.0	14:41	0.0	0.0	-
14:42	0.0	0.0	14:42	0.0	0.0	-
14:43	0.0	0.0	14:43	0.0	0.0	-
14:44	0.0	0.0	14:44	0.0	0.0	-
14:45	0.0	0.0	14:45	0.0	0.0	-
14:46	0.0	0.0	14:46	0.0	0.0	-
14:47	0.0	0.0	14:47	0.0	0.0	-
14:48	0.0	0.0	14:48	0.0	0.0	-
14:49	0.0	0.0	14:49	0.0	0.0	-
14:50	0.0	0.0	14:50	0.0	0.0	-
14:51	0.0	0.0	14:51	0.0	0.0	-
14:52	0.0	0.0	14:52	0.0	0.0	-
14:53	0.0	0.0	14:53	0.0	0.0	-
14:54	0.0	0.0	14:54	0.0	0.0	-
14:55	0.0	0.0	14:55	0.0	0.0	-
14:56	0.0	0.0	14:56	0.0	0.0	-
14:57	0.0	0.0	14:57	0.0	0.0	-
14:58	0.0	0.0	14:58	0.0	0.0	-
14:59	0.0	0.0	14:59	0.0	0.0	-
15:00	0.0	0.0	15:00	0.0	0.0	-
15:01	0.0	0.0	15:01	0.0	0.0	-
15:02	0.0	0.0	15:02	0.0	0.0	-
15:03	0.0	0.0	15:03	0.0	0.0	-
15:04	0.0	0.0	15:04	0.0	0.0	-
15:05	0.0	0.0	15:05	0.0	0.0	-
15:06	0.0	0.0	15:06	0.0	0.0	-
15:07	0.0	0.0	15:07	0.0	0.0	-
15:08	0.0	0.0	15:08	0.0	0.0	-
15:09	0.0	0.0	15:09	0.0	0.0	-
15:10	0.0	0.0	15:10	0.0	0.0	-
15:11	0.0	0.0	15:11	0.0	0.0	-
15:12	0.0	0.0	15:12	0.0	0.0	-
15:13	0.0	0.0	15:13	0.0	0.0	-
15:14	0.0	0.0	15:14	0.0	0.0	-
15:15	0.0	0.0	15:15	0.0	0.0	-
15:16	0.0	0.0	15:16	0.0	0.0	-
15:17	0.0	0.0	15:17	0.0	0.0	-
15:18	0.0	0.0	15:18	0.0	0.0	-
15:19	0.0	0.0	15:19	0.0	0.0	-
15:20	0.0	0.0	15:20	0.0	0.0	-
15:21	0.0	0.0	15:21	0.0	0.0	-

SESI CONSULTING ENGINEERS

959 US-46 Floor 3, Suite 300 - Parsippany-Troy Hills, NJ

DAILY AIR MONITORING REPORT
150 Westchester Avenue
Port Chester, New York

12/03/2024

Rev. No. 0	Page 1 of 2
Project Number: 11895A	
Dust Action Level	150 µg/m^3
VOC Action Level	5 ppm

Weather Data Range for Work Day		Wind Direction	WNW	Relative Humidity (%)	54.0 - 87.0	Daily Rain Total (in)	0.00	Readings in the summary table and graphs below are the reported downwind concentrations.
Temperature (°F)	27.0 - 41.0	Wind Speed (MPH)	1.7 - 5.9	Barometer (inHg)	30.20 - 30.20	Avg. Dew Point Temp (°F)	26.9	

Station Location	Daily Avg. Dust Concentration (µg/m^3)	Max 15-Min Dust Concentration (µg/m^3)	Time of Max Dust Reading	Daily Avg. VOC Concentration (ppm)	Max 15-Min VOC Concentration (ppm)	Time of Max VOC Reading
Upwind	21.0	38.8	9:36	0.0	0.0	8:15
Downwind	40.4	56.8	10:18	0.0	0.0	8:16

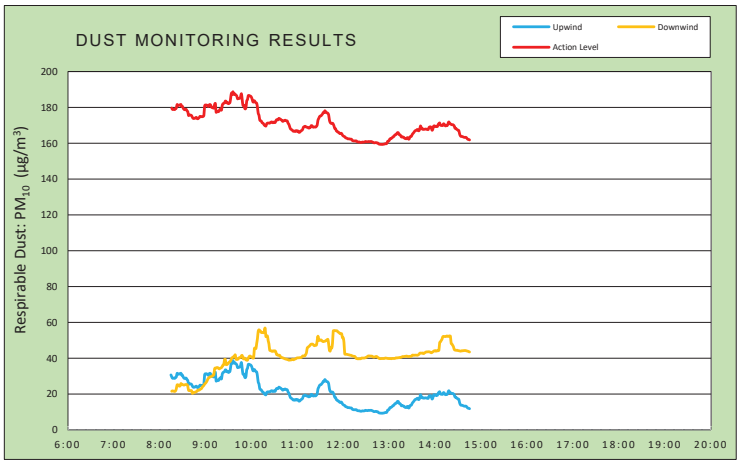

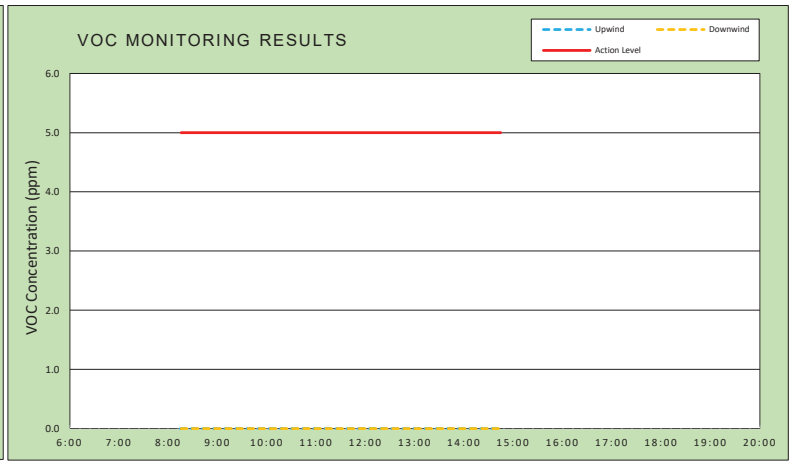

Air Monitoring Notes:

Weather Notes:

EMILCOTT
A Triumvirate Environmental Company

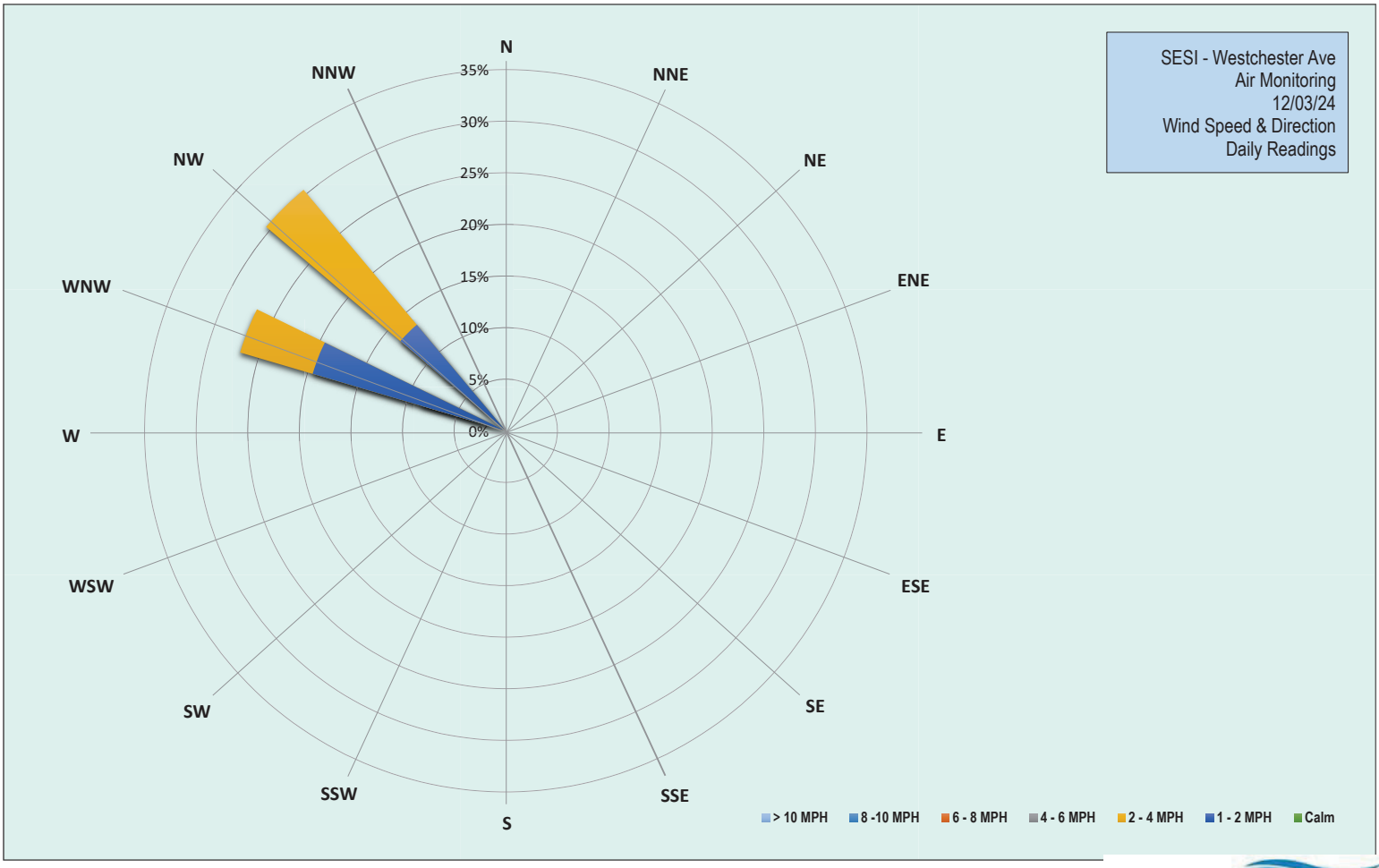

EMILCOTT
A Triumvirate Environmental Company

Grand Union Bowling Alley Site
BCP #360222
150 Westchester Avenue, Port Chester
December 3, 2024

Tuesday, December 3, 2024	
Number of Instances Where Downwind Particulates Exceeds Upwind Particulate + 150 =	0
Number of Comparable Data Points =	390
Start Time:	8:00
End Time:	14:45

PARTICULATE DATA

Upwind			Downwind			
Time	Concentration (ug/m^3)	15-Min Avg Concentration (ug/m^3)	Time	Concentration (ug/m^3)	15-Min Avg Concentration (ug/m^3)	Exceeds Particulate Alarm Limit
8:00	31.5	-	8:00	-	-	-
8:01	53.3	-	8:01	15.0	-	-
8:02	42.5	-	8:02	17.8	-	-
8:03	28.0	-	8:03	19.3	-	-
8:04	26.3	-	8:04	19.3	-	-
8:05	30.3	-	8:05	21.0	-	-
8:06	22.3	-	8:06	19.5	-	-
8:07	28.5	-	8:07	20.3	-	-
8:08	28.8	-	8:08	20.0	-	-
8:09	31.3	-	8:09	22.0	-	-
8:10	23.8	-	8:10	26.3	-	-
8:11	24.3	-	8:11	23.5	-	-
8:12	25.5	-	8:12	20.8	-	-
8:13	26.8	-	8:13	24.3	-	-
8:14	45.0	-	8:14	24.5	-	-
8:15	24.5	30.7	8:15	22.5	-	-
8:16	37.5	29.7	8:16	23.3	21.6	-
8:17	30.3	28.9	8:17	20.8	21.8	-
8:18	28.5	28.9	8:18	17.8	21.7	-
8:19	26.8	28.9	8:19	17.3	21.6	-
8:20	28.0	28.8	8:20	20.3	21.5	-
8:21	31.8	29.4	8:21	24.3	21.8	-
8:22	30.8	29.6	8:22	37.0	23.0	-
8:23	59.3	31.6	8:23	52.5	25.1	-
8:24	24.3	31.1	8:24	23.8	25.2	-
8:25	23.8	31.1	8:25	18.8	24.7	-
8:26	26.8	31.3	8:26	19.3	24.5	-
8:27	25.5	31.3	8:27	22.8	24.6	-
8:28	32.8	31.7	8:28	44.3	25.9	-
8:29	28.5	30.6	8:29	18.0	25.5	-
8:30	24.8	30.6	8:30	20.8	25.4	-
8:31	22.0	29.6	8:31	20.3	25.2	-
8:32	21.3	29.0	8:32	19.0	25.1	-
8:33	24.3	28.7	8:33	19.8	25.2	-
8:34	30.8	29.0	8:34	19.5	25.3	-
8:35	26.8	28.9	8:35	20.3	25.3	-
8:36	19.5	28.1	8:36	23.5	25.3	-
8:37	24.0	27.6	8:37	23.8	24.4	-
8:38	27.0	25.5	8:38	18.8	22.2	-
8:39	27.8	25.7	8:39	20.5	21.9	-
8:40	24.8	25.8	8:40	19.5	22.0	-

Grand Union Bowling Alley Site
BCP #360222
150 Westchester Avenue, Port Chester
December 3, 2024

PARTICULATE DATA						
Upwind			Downwind			Exceeds Particulate Alarm Limit
Time	Concentration (ug/m^3)	15-Min Avg Concentration (ug/m^3)	Time	Concentration (ug/m^3)	15-Min Avg Concentration (ug/m^3)	
8:41	25.5	25.7	8:41	19.3	22.0	-
8:42	21.0	25.4	8:42	21.3	21.9	-
8:43	19.5	24.5	8:43	21.3	20.4	-
8:44	20.0	23.9	8:44	25.0	20.8	-
8:45	23.0	23.8	8:45	21.5	20.9	-
8:46	25.0	24.0	8:46	21.3	20.9	-
8:47	21.5	24.0	8:47	22.8	21.2	-
8:48	31.0	24.5	8:48	22.3	21.4	-
8:49	23.0	24.0	8:49	23.5	21.6	-
8:50	21.5	23.6	8:50	29.0	22.2	-
8:51	25.5	24.0	8:51	23.5	22.2	-
8:52	29.3	24.4	8:52	24.3	22.2	-
8:53	37.3	25.0	8:53	25.0	22.7	-
8:54	24.3	24.8	8:54	24.0	22.9	-
8:55	25.8	24.9	8:55	24.0	23.2	-
8:56	24.8	24.8	8:56	31.0	24.0	-
8:57	23.0	25.0	8:57	28.0	24.4	-
8:58	27.3	25.5	8:58	28.8	24.9	-
8:59	100.3	30.8	8:59	35.5	25.6	-
9:00	31.8	31.4	9:00	27.8	26.0	-
9:01	21.5	31.2	9:01	29.3	26.6	-
9:02	23.3	31.3	9:02	33.3	27.3	-
9:03	26.0	31.0	9:03	36.5	28.2	-
9:04	15.5	30.5	9:04	34.5	29.0	-
9:05	35.8	31.4	9:05	33.3	29.2	-
9:06	28.8	31.6	9:06	29.0	29.6	-
9:07	22.5	31.2	9:07	26.0	29.7	-
9:08	21.0	30.1	9:08	27.3	29.9	-
9:09	21.3	29.9	9:09	26.8	30.1	-
9:10	23.5	29.7	9:10	33.0	30.7	-
9:11	22.5	29.6	9:11	31.8	30.7	-
9:12	53.3	31.6	9:12	79.0	34.1	-
9:13	36.3	32.2	9:13	36.3	34.6	-
9:14	26.0	27.3	9:14	33.0	34.4	-
9:15	35.8	27.5	9:15	32.5	34.8	-
9:16	26.8	27.9	9:16	30.0	34.8	-
9:17	18.8	27.6	9:17	28.8	34.5	-
9:18	35.0	28.2	9:18	30.0	34.1	-
9:19	27.5	29.0	9:19	39.3	34.4	-
9:20	37.0	29.1	9:20	36.3	34.6	-
9:21	20.3	28.5	9:21	32.3	34.8	-
9:22	62.0	31.1	9:22	35.8	35.5	-
9:23	34.5	32.0	9:23	39.3	36.3	-
9:24	25.3	32.3	9:24	29.5	36.4	-
9:25	27.5	32.6	9:25	75.0	39.2	-
9:26	37.0	33.5	9:26	34.0	39.4	-
9:27	50.8	33.4	9:27	35.0	36.5	-
9:28	23.5	32.5	9:28	36.5	36.5	-

Grand Union Bowling Alley Site
BCP #360222
150 Westchester Avenue, Port Chester
December 3, 2024

PARTICULATE DATA						
Upwind			Downwind			Exceeds Particulate Alarm Limit
Time	Concentration (ug/m^3)	15-Min Avg Concentration (ug/m^3)	Time	Concentration (ug/m^3)	15-Min Avg Concentration (ug/m^3)	
9:29	28.8	32.7	9:29	37.8	36.8	-
9:30	26.5	32.1	9:30	40.5	37.3	-
9:31	31.5	32.4	9:31	37.5	37.8	-
9:32	22.0	32.6	9:32	33.3	38.1	-
9:33	73.8	35.2	9:33	37.8	38.6	-
9:34	69.8	38.0	9:34	54.3	39.6	-
9:35	25.5	37.2	9:35	47.5	40.4	-
9:36	43.0	38.8	9:36	33.5	40.5	-
9:37	40.3	37.3	9:37	44.0	41.0	-
9:38	39.8	37.7	9:38	43.5	41.3	-
9:39	19.8	37.3	9:39	38.3	41.9	-
9:40	20.8	36.8	9:40	37.8	39.4	-
9:41	30.5	36.4	9:41	34.0	39.4	-
9:42	26.5	34.8	9:42	34.8	39.4	-
9:43	26.3	35.0	9:43	41.5	39.7	-
9:44	29.0	35.0	9:44	46.3	40.3	-
9:45	29.5	35.2	9:45	42.0	40.4	-
9:46	43.3	36.0	9:46	41.5	40.7	-
9:47	47.8	37.7	9:47	43.0	41.3	-
9:48	27.3	34.6	9:48	42.5	41.6	-
9:49	19.3	31.2	9:49	34.0	40.3	-
9:50	26.3	31.3	9:50	37.3	39.6	-
9:51	23.5	30.0	9:51	42.3	40.2	-
9:52	27.5	29.1	9:52	36.5	39.7	-
9:53	51.8	29.9	9:53	35.0	39.1	-
9:54	76.3	33.7	9:54	36.3	39.0	-
9:55	30.8	34.4	9:55	37.0	38.9	-
9:56	64.5	36.6	9:56	51.0	40.1	-
9:57	27.0	36.7	9:57	46.0	40.8	-
9:58	23.0	36.4	9:58	49.0	41.3	-
9:59	26.5	36.3	9:59	42.3	41.0	-
10:00	22.0	35.8	10:00	37.3	40.7	-
10:01	27.0	34.7	10:01	40.5	40.7	-
10:02	24.5	33.1	10:02	35.0	40.1	-
10:03	25.5	33.0	10:03	42.8	40.1	-
10:04	30.3	33.8	10:04	115.0	45.5	-
10:05	15.3	33.0	10:05	40.5	45.8	-
10:06	17.3	32.6	10:06	37.3	45.4	-
10:07	23.3	32.3	10:07	79.5	48.3	-
10:08	17.3	30.0	10:08	76.8	51.1	-
10:09	25.5	26.6	10:09	97.0	55.1	-
10:10	16.3	25.7	10:10	48.8	55.9	-
10:11	24.0	23.0	10:11	43.3	55.4	-
10:12	20.5	22.5	10:12	42.5	55.2	-
10:13	20.8	22.4	10:13	37.0	54.4	-
10:14	13.0	21.5	10:14	43.0	54.4	-
10:15	18.3	21.2	10:15	37.3	54.4	-
10:16	20.5	20.8	10:16	38.5	54.3	-

Grand Union Bowling Alley Site
BCP #360222
150 Westchester Avenue, Port Chester
December 3, 2024

PARTICULATE DATA						
Upwind			Downwind			Exceeds Particulate Alarm Limit
Time	Concentration (ug/m^3)	15-Min Avg Concentration (ug/m^3)	Time	Concentration (ug/m^3)	15-Min Avg Concentration (ug/m^3)	
10:17	13.5	20.1	10:17	51.3	55.4	-
10:18	23.0	19.9	10:18	64.3	56.8	-
10:19	25.0	19.6	10:19	44.3	52.1	-
10:20	34.5	20.8	10:20	44.3	52.3	-
10:21	23.0	21.2	10:21	39.8	52.5	-
10:22	24.0	21.3	10:22	39.0	49.8	-
10:23	17.0	21.3	10:23	50.3	48.0	-
10:24	24.8	21.2	10:24	43.8	44.5	-
10:25	21.8	21.6	10:25	46.3	44.3	-
10:26	27.8	21.8	10:26	40.3	44.1	-
10:27	21.3	21.9	10:27	38.8	43.9	-
10:28	14.0	21.4	10:28	41.3	44.1	-
10:29	18.3	21.8	10:29	39.8	43.9	-
10:30	17.8	21.7	10:30	40.3	44.1	-
10:31	17.0	21.5	10:31	38.8	44.1	-
10:32	27.0	22.4	10:32	42.0	43.5	-
10:33	34.8	23.2	10:33	41.3	42.0	-
10:34	23.0	23.1	10:34	44.8	42.0	-
10:35	35.5	23.1	10:35	39.0	41.7	-
10:36	35.0	23.9	10:36	39.8	41.7	-
10:37	18.3	23.5	10:37	39.0	41.7	-
10:38	15.5	23.4	10:38	39.0	40.9	-
10:39	18.8	23.0	10:39	36.8	40.5	-
10:40	17.0	22.7	10:40	46.0	40.4	-
10:41	19.8	22.2	10:41	36.8	40.2	-
10:42	26.0	22.5	10:42	37.3	40.1	-
10:43	15.3	22.6	10:43	37.5	39.9	-
10:44	23.0	22.9	10:44	37.5	39.7	-
10:45	14.0	22.7	10:45	37.8	39.5	-
10:46	15.3	22.5	10:46	38.0	39.5	-
10:47	24.8	22.4	10:47	39.0	39.3	-
10:48	16.3	21.2	10:48	40.5	39.2	-
10:49	14.5	20.6	10:49	40.3	38.9	-
10:50	16.5	19.3	10:50	40.5	39.0	-
10:51	17.3	18.1	10:51	39.8	39.0	-
10:52	12.3	17.7	10:52	40.0	39.1	-
10:53	11.5	17.5	10:53	41.0	39.2	-
10:54	12.0	17.0	10:54	41.5	39.6	-
10:55	11.5	16.7	10:55	40.0	39.2	-
10:56	21.8	16.8	10:56	40.5	39.4	-
10:57	23.5	16.6	10:57	39.8	39.6	-
10:58	21.3	17.0	10:58	39.8	39.7	-
10:59	17.8	16.7	10:59	42.8	40.1	-
11:00	18.3	17.0	11:00	39.8	40.2	-
11:01	13.0	16.8	11:01	38.8	40.3	-
11:02	14.8	16.1	11:02	39.3	40.3	-
11:03	16.0	16.1	11:03	41.3	40.3	-
11:04	20.5	16.5	11:04	41.5	40.4	-

Grand Union Bowling Alley Site
BCP #360222
150 Westchester Avenue, Port Chester
December 3, 2024

PARTICULATE DATA						
Upwind			Downwind			Exceeds Particulate Alarm Limit
Time	Concentration (ug/m^3)	15-Min Avg Concentration (ug/m^3)	Time	Concentration (ug/m^3)	15-Min Avg Concentration (ug/m^3)	
11:05	23.5	17.0	11:05	40.8	40.4	-
11:06	20.3	17.2	11:06	43.8	40.7	-
11:07	20.3	17.7	11:07	49.0	41.3	-
11:08	29.5	18.9	11:08	41.3	41.3	-
11:09	16.0	19.2	11:09	41.8	41.3	-
11:10	16.0	19.5	11:10	40.5	41.4	-
11:11	19.0	19.3	11:11	52.5	42.2	-
11:12	18.5	19.0	11:12	54.0	43.1	-
11:13	20.8	18.9	11:13	79.5	45.8	-
11:14	14.8	18.7	11:14	48.8	46.2	-
11:15	13.5	18.4	11:15	45.8	46.6	-
11:16	17.0	18.7	11:16	43.8	46.9	-
11:17	15.5	18.7	11:17	47.5	47.4	-
11:18	31.0	19.7	11:18	47.3	47.8	-
11:19	22.0	19.8	11:19	42.5	47.9	-
11:20	15.0	19.3	11:20	40.5	47.9	-
11:21	15.3	18.9	11:21	39.3	47.6	-
11:22	22.0	19.1	11:22	40.8	47.0	-
11:23	30.0	19.1	11:23	42.8	47.1	-
11:24	15.0	19.0	11:24	44.0	47.3	-
11:25	22.3	19.4	11:25	41.0	47.3	-
11:26	29.8	20.2	11:26	89.5	49.8	-
11:27	58.8	22.8	11:27	92.5	52.4	-
11:28	35.0	23.8	11:28	48.8	50.3	-
11:29	29.8	24.8	11:29	43.5	50.0	-
11:30	19.8	25.2	11:30	48.8	50.2	-
11:31	18.0	25.3	11:31	45.5	50.3	-
11:32	23.8	25.8	11:32	41.8	49.9	-
11:33	38.8	26.3	11:33	41.0	49.5	-
11:34	34.8	27.2	11:34	40.0	49.3	-
11:35	13.8	27.1	11:35	42.3	49.4	-
11:36	30.8	28.1	11:36	41.3	49.6	-
11:37	14.0	27.6	11:37	42.5	49.7	-
11:38	21.5	27.0	11:38	49.5	50.1	-
11:39	14.3	27.0	11:39	46.5	50.3	-
11:40	17.8	26.7	11:40	45.5	50.6	-
11:41	16.5	25.8	11:41	48.5	47.9	-
11:42	15.5	22.9	11:42	41.3	44.4	-
11:43	15.8	21.6	11:43	42.3	44.0	-
11:44	22.5	21.2	11:44	74.0	46.0	-
11:45	18.0	21.0	11:45	43.0	45.7	-
11:46	20.5	21.2	11:46	86.0	48.4	-
11:47	15.3	20.6	11:47	146.3	55.3	-
11:48	23.0	19.6	11:48	43.0	55.5	-
11:49	14.5	18.2	11:49	40.3	55.5	-
11:50	12.0	18.1	11:50	41.0	55.4	-
11:51	12.5	16.9	11:51	41.0	55.4	-
11:52	11.3	16.7	11:52	41.5	55.3	-

Grand Union Bowling Alley Site
BCP #360222
150 Westchester Avenue, Port Chester
December 3, 2024

PARTICULATE DATA						
Upwind			Downwind			Exceeds Particulate Alarm Limit
Time	Concentration (ug/m^3)	15-Min Avg Concentration (ug/m^3)	Time	Concentration (ug/m^3)	15-Min Avg Concentration (ug/m^3)	
11:53	13.5	16.2	11:53	41.8	54.8	-
11:54	13.5	16.1	11:54	41.8	54.5	-
11:55	10.0	15.6	11:55	40.8	54.2	-
11:56	12.0	15.3	11:56	42.0	53.7	-
11:57	19.5	15.6	11:57	42.3	53.8	-
11:58	12.8	15.4	11:58	40.8	53.7	-
11:59	10.0	14.6	11:59	40.5	51.5	-
12:00	11.3	14.1	12:00	43.3	51.5	-
12:01	16.3	13.8	12:01	46.8	48.9	-
12:02	12.8	13.7	12:02	49.0	42.4	-
12:03	14.0	13.1	12:03	41.0	42.2	-
12:04	12.8	12.9	12:04	40.5	42.3	-
12:05	9.0	12.7	12:05	39.8	42.2	-
12:06	8.3	12.5	12:06	39.5	42.1	-
12:07	11.5	12.5	12:07	39.5	41.9	-
12:08	13.0	12.4	12:08	40.8	41.9	-
12:09	11.5	12.3	12:09	39.5	41.7	-
12:10	10.0	12.3	12:10	40.0	41.7	-
12:11	9.8	12.2	12:11	39.8	41.5	-
12:12	10.0	11.5	12:12	39.0	41.3	-
12:13	10.5	11.4	12:13	38.8	41.2	-
12:14	8.5	11.3	12:14	38.8	41.1	-
12:15	12.0	11.3	12:15	43.3	41.1	-
12:16	15.0	11.2	12:16	40.0	40.6	-
12:17	14.5	11.4	12:17	39.0	39.9	-
12:18	8.0	11.0	12:18	39.0	39.8	-
12:19	9.8	10.8	12:19	39.0	39.7	-
12:20	8.3	10.7	12:20	40.0	39.7	-
12:21	8.5	10.7	12:21	39.5	39.7	-
12:22	8.8	10.5	12:22	40.0	39.8	-
12:23	11.8	10.5	12:23	40.8	39.8	-
12:24	12.0	10.5	12:24	45.0	40.1	-
12:25	12.8	10.7	12:25	40.3	40.1	-
12:26	9.0	10.6	12:26	39.5	40.1	-
12:27	10.0	10.6	12:27	39.3	40.1	-
12:28	12.0	10.7	12:28	39.3	40.2	-
12:29	12.3	11.0	12:29	41.5	40.4	-
12:30	10.5	10.9	12:30	46.3	40.6	-
12:31	14.5	10.8	12:31	42.0	40.7	-
12:32	13.8	10.8	12:32	45.8	41.1	-
12:33	10.5	11.0	12:33	41.5	41.3	-
12:34	9.3	10.9	12:34	39.3	41.3	-
12:35	8.3	10.9	12:35	38.8	41.2	-
12:36	9.3	11.0	12:36	39.8	41.3	-
12:37	8.0	10.9	12:37	39.3	41.2	-
12:38	8.5	10.7	12:38	39.3	41.1	-
12:39	9.3	10.5	12:39	39.3	40.7	-
12:40	8.8	10.3	12:40	39.5	40.7	-

Grand Union Bowling Alley Site
BCP #360222
150 Westchester Avenue, Port Chester
December 3, 2024

PARTICULATE DATA						
Upwind			Downwind			Exceeds Particulate Alarm Limit
Time	Concentration (ug/m^3)	15-Min Avg Concentration (ug/m^3)	Time	Concentration (ug/m^3)	15-Min Avg Concentration (ug/m^3)	
12:41	9.0	10.3	12:41	40.3	40.7	-
12:42	11.0	10.3	12:42	41.5	40.9	-
12:43	12.8	10.4	12:43	41.3	41.0	-
12:44	9.0	10.2	12:44	40.0	40.9	-
12:45	11.0	10.2	12:45	40.0	40.5	-
12:46	8.3	9.8	12:46	39.3	40.3	-
12:47	9.5	9.5	12:47	39.8	39.9	-
12:48	9.8	9.4	12:48	40.0	39.8	-
12:49	8.3	9.4	12:49	39.5	39.8	-
12:50	8.3	9.4	12:50	39.3	39.9	-
12:51	8.8	9.3	12:51	39.8	39.9	-
12:52	9.3	9.4	12:52	39.8	39.9	-
12:53	9.0	9.5	12:53	38.8	39.9	-
12:54	11.5	9.6	12:54	40.5	39.9	-
12:55	10.5	9.7	12:55	42.5	40.1	-
12:56	9.0	9.7	12:56	39.5	40.1	-
12:57	14.0	9.9	12:57	40.5	40.0	-
12:58	29.8	11.1	12:58	39.8	39.9	-
12:59	11.3	11.2	12:59	39.3	39.9	-
13:00	15.3	11.5	13:00	39.5	39.8	-
13:01	23.5	12.5	13:01	39.3	39.8	-
13:02	8.8	12.5	13:02	39.8	39.8	-
13:03	14.5	12.8	13:03	39.0	39.8	-
13:04	12.8	13.1	13:04	41.8	39.9	-
13:05	16.8	13.6	13:05	39.0	39.9	-
13:06	9.3	13.7	13:06	39.8	39.9	-
13:07	20.0	14.4	13:07	39.8	39.9	-
13:08	14.8	14.8	13:08	40.5	40.0	-
13:09	12.3	14.8	13:09	44.0	40.3	-
13:10	20.0	15.5	13:10	41.5	40.2	-
13:11	16.3	15.9	13:11	40.5	40.3	-
13:12	12.8	15.9	13:12	41.5	40.3	-
13:13	14.3	14.8	13:13	40.0	40.3	-
13:14	9.8	14.7	13:14	41.0	40.5	-
13:15	9.0	14.3	13:15	40.8	40.5	-
13:16	11.0	13.5	13:16	40.0	40.6	-
13:17	11.5	13.7	13:17	43.8	40.9	-
13:18	11.3	13.4	13:18	40.8	41.0	-
13:19	11.3	13.3	13:19	41.0	40.9	-
13:20	8.5	12.8	13:20	40.5	41.0	-
13:21	9.5	12.8	13:21	40.8	41.1	-
13:22	14.8	12.5	13:22	40.8	41.2	-
13:23	20.8	12.9	13:23	41.5	41.2	-
13:24	16.8	13.2	13:24	41.3	41.0	-
13:25	10.0	12.5	13:25	41.0	41.0	-
13:26	13.0	12.3	13:26	40.8	41.0	-
13:27	30.0	13.4	13:27	42.0	41.1	-
13:28	19.0	13.7	13:28	40.5	41.1	-

Grand Union Bowling Alley Site
BCP #360222
150 Westchester Avenue, Port Chester
December 3, 2024

PARTICULATE DATA						
Upwind			Downwind			Exceeds Particulate Alarm Limit
Time	Concentration (ug/m^3)	15-Min Avg Concentration (ug/m^3)	Time	Concentration (ug/m^3)	15-Min Avg Concentration (ug/m^3)	
13:29	11.3	13.8	13:29	40.8	41.1	-
13:30	23.3	14.8	13:30	49.0	41.6	-
13:31	20.3	15.4	13:31	42.5	41.8	-
13:32	18.8	15.9	13:32	42.0	41.7	-
13:33	20.3	16.5	13:33	41.3	41.7	-
13:34	19.0	17.0	13:34	41.8	41.8	-
13:35	9.8	17.1	13:35	40.5	41.8	-
13:36	15.0	17.5	13:36	40.3	41.7	-
13:37	18.3	17.7	13:37	40.5	41.7	-
13:38	11.5	17.1	13:38	44.5	41.9	-
13:39	16.0	17.0	13:39	46.5	42.3	-
13:40	24.3	18.0	13:40	49.5	42.8	-
13:41	38.8	19.7	13:41	42.0	42.9	-
13:42	12.8	18.5	13:42	41.5	42.9	-
13:43	9.5	17.9	13:43	40.8	42.9	-
13:44	13.8	18.1	13:44	41.3	42.9	-
13:45	18.3	17.7	13:45	43.8	42.6	-
13:46	21.3	17.8	13:46	49.0	43.0	-
13:47	19.8	17.9	13:47	44.3	43.2	-
13:48	21.3	17.9	13:48	46.0	43.5	-
13:49	16.5	17.8	13:49	43.0	43.6	-
13:50	9.5	17.8	13:50	41.0	43.6	-
13:51	12.5	17.6	13:51	40.5	43.6	-
13:52	35.8	18.8	13:52	41.3	43.7	-
13:53	16.5	19.1	13:53	42.3	43.5	-
13:54	17.0	19.2	13:54	44.5	43.4	-
13:55	17.3	18.7	13:55	45.0	43.1	-
13:56	17.3	17.3	13:56	45.0	43.3	-
13:57	21.0	17.8	13:57	46.0	43.6	-
13:58	34.5	19.5	13:58	45.5	43.9	-
13:59	17.5	19.7	13:59	45.8	44.2	-
14:00	15.0	19.5	14:00	43.5	44.2	-
14:01	17.5	19.3	14:01	45.5	43.9	-
14:02	23.3	19.5	14:02	49.5	44.3	-
14:03	18.5	19.3	14:03	43.5	44.1	-
14:04	33.5	20.4	14:04	45.3	44.3	-
14:05	17.8	21.0	14:05	43.5	44.4	-
14:06	17.8	21.3	14:06	105.5	48.8	-
14:07	17.0	20.1	14:07	47.0	49.2	-
14:08	14.5	20.0	14:08	54.0	49.9	-
14:09	16.0	19.9	14:09	54.8	50.6	-
14:10	17.8	19.9	14:10	65.0	52.0	-
14:11	31.5	20.9	14:11	49.0	52.2	-
14:12	17.0	20.6	14:12	45.0	52.2	-
14:13	23.0	19.8	14:13	45.8	52.2	-
14:14	15.3	19.7	14:14	45.0	52.1	-
14:15	18.5	19.9	14:15	47.5	52.4	-
14:16	16.5	19.9	14:16	45.8	52.4	-

Grand Union Bowling Alley Site
BCP #360222
150 Westchester Avenue, Port Chester
December 3, 2024

PARTICULATE DATA						
Upwind			Downwind			Exceeds Particulate Alarm Limit
Time	Concentration (ug/m^3)	15-Min Avg Concentration (ug/m^3)	Time	Concentration (ug/m^3)	15-Min Avg Concentration (ug/m^3)	
14:17	42.5	21.1	14:17	45.5	52.1	-
14:18	30.3	21.9	14:18	48.0	52.4	-
14:19	18.3	20.9	14:19	44.0	52.4	-
14:20	16.5	20.8	14:20	44.0	52.4	-
14:21	13.5	20.5	14:21	43.8	48.3	-
14:22	13.8	20.3	14:22	42.3	48.0	-
14:23	15.5	20.4	14:23	43.0	47.2	-
14:24	12.0	20.1	14:24	42.8	46.4	-
14:25	10.0	19.6	14:25	43.3	45.0	-
14:26	12.8	18.4	14:26	43.3	44.6	-
14:27	17.8	18.4	14:27	43.8	44.5	-
14:28	14.5	17.8	14:28	44.5	44.4	-
14:29	11.5	17.6	14:29	46.0	44.5	-
14:30	13.5	17.3	14:30	44.5	44.3	-
14:31	14.3	17.1	14:31	44.8	44.2	-
14:32	14.5	15.2	14:32	44.3	44.1	-
14:33	14.3	14.2	14:33	46.0	44.0	-
14:34	12.5	13.8	14:34	44.8	44.1	-
14:35	16.8	13.8	14:35	46.5	44.2	-
14:36	11.5	13.7	14:36	43.0	44.2	-
14:37	10.8	13.5	14:37	43.8	44.3	-
14:38	13.0	13.3	14:38	43.3	44.3	-
14:39	11.3	13.3	14:39	43.5	44.3	-
14:40	11.0	13.3	14:40	42.3	44.3	-
14:41	9.0	13.1	14:41	41.5	44.2	-
14:42	9.5	12.5	14:42	41.8	44.0	-
14:43	9.0	12.2	14:43	42.8	43.9	-
14:44	10.8	12.1	14:44	43.0	43.7	-
14:45	9.8	11.9	14:45	41.8	43.5	-

Grand Union Bowling Alley Site
BCP #360222
150 Westchester Avenue, Port Chester
December 3, 2024

Monday, December 3, 2204						
Number of Instances Where Downwind VOCs Exceeds Upwind VOCs + 5 =						0
Number of Comparable Data Points =						390
Start Time:						8:00
End Time:						14:45
PID DATA						
Upwind			Downwind			Exceeds VOC Alarm Limit
Time	Concentration (ppm)	15-Min Avg Concentration (ppm)	Time	Concentration (ppm)	15-Min Avg Concentration (ppm)	
8:00	0.0	-	8:00	-	-	-
8:01	0.0	-	8:01	0.0	-	-
8:02	0.0	-	8:02	0.0	-	-
8:03	0.0	-	8:03	0.0	-	-
8:04	0.0	-	8:04	0.0	-	-
8:05	0.0	-	8:05	0.0	-	-
8:06	0.0	-	8:06	0.0	-	-
8:07	0.0	-	8:07	0.0	-	-
8:08	0.0	-	8:08	0.0	-	-
8:09	0.0	-	8:09	0.0	-	-
8:10	0.0	-	8:10	0.0	-	-
8:11	0.0	-	8:11	0.0	-	-
8:12	0.0	-	8:12	0.0	-	-
8:13	0.0	-	8:13	0.0	-	-
8:14	0.0	-	8:14	0.0	-	-
8:15	0.0	0.0	8:15	0.0	-	-
8:16	0.0	0.0	8:16	0.0	0.0	-
8:17	0.0	0.0	8:17	0.0	0.0	-
8:18	0.0	0.0	8:18	0.0	0.0	-
8:19	0.0	0.0	8:19	0.0	0.0	-
8:20	0.0	0.0	8:20	0.0	0.0	-
8:21	0.0	0.0	8:21	0.0	0.0	-
8:22	0.0	0.0	8:22	0.0	0.0	-
8:23	0.0	0.0	8:23	0.0	0.0	-
8:24	0.0	0.0	8:24	0.0	0.0	-
8:25	0.0	0.0	8:25	0.0	0.0	-
8:26	0.0	0.0	8:26	0.0	0.0	-
8:27	0.0	0.0	8:27	0.0	0.0	-
8:28	0.0	0.0	8:28	0.0	0.0	-
8:29	0.0	0.0	8:29	0.0	0.0	-
8:30	0.0	0.0	8:30	0.0	0.0	-
8:31	0.0	0.0	8:31	0.0	0.0	-
8:32	0.0	0.0	8:32	0.0	0.0	-
8:33	0.0	0.0	8:33	0.0	0.0	-
8:34	0.0	0.0	8:34	0.0	0.0	-
8:35	0.0	0.0	8:35	0.0	0.0	-
8:36	0.0	0.0	8:36	0.0	0.0	-
8:37	0.0	0.0	8:37	0.0	0.0	-
8:38	0.0	0.0	8:38	0.0	0.0	-
8:39	0.0	0.0	8:39	0.0	0.0	-
8:40	0.0	0.0	8:40	0.0	0.0	-
8:41	0.0	0.0	8:41	0.0	0.0	-
8:42	0.0	0.0	8:42	0.0	0.0	-

Grand Union Bowling Alley Site
BCP #360222
150 Westchester Avenue, Port Chester
December 3, 2024

PID DATA						
Upwind			Downwind			
Time	Concentration (ppm)	15-Min Avg Concentration (ppm)	Time	Concentration (ppm)	15-Min Avg Concentration (ppm)	Exceeds VOC Alarm Limit
8:43	0.0	0.0	8:43	0.0	0.0	-
8:44	0.0	0.0	8:44	0.0	0.0	-
8:45	0.0	0.0	8:45	0.0	0.0	-
8:46	0.0	0.0	8:46	0.0	0.0	-
8:47	0.0	0.0	8:47	0.0	0.0	-
8:48	0.0	0.0	8:48	0.0	0.0	-
8:49	0.0	0.0	8:49	0.0	0.0	-
8:50	0.0	0.0	8:50	0.0	0.0	-
8:51	0.0	0.0	8:51	0.0	0.0	-
8:52	0.0	0.0	8:52	0.0	0.0	-
8:53	0.0	0.0	8:53	0.0	0.0	-
8:54	0.0	0.0	8:54	0.0	0.0	-
8:55	0.0	0.0	8:55	0.0	0.0	-
8:56	0.0	0.0	8:56	0.0	0.0	-
8:57	0.0	0.0	8:57	0.0	0.0	-
8:58	0.0	0.0	8:58	0.0	0.0	-
8:59	0.0	0.0	8:59	0.0	0.0	-
9:00	0.0	0.0	9:00	0.0	0.0	-
9:01	0.0	0.0	9:01	0.0	0.0	-
9:02	0.0	0.0	9:02	0.0	0.0	-
9:03	0.0	0.0	9:03	0.0	0.0	-
9:04	0.0	0.0	9:04	0.0	0.0	-
9:05	0.0	0.0	9:05	0.0	0.0	-
9:06	0.0	0.0	9:06	0.0	0.0	-
9:07	0.0	0.0	9:07	0.0	0.0	-
9:08	0.0	0.0	9:08	0.0	0.0	-
9:09	0.0	0.0	9:09	0.0	0.0	-
9:10	0.0	0.0	9:10	0.0	0.0	-
9:11	0.0	0.0	9:11	0.0	0.0	-
9:12	0.0	0.0	9:12	0.0	0.0	-
9:13	0.0	0.0	9:13	0.0	0.0	-
9:14	0.0	0.0	9:14	0.0	0.0	-
9:15	0.0	0.0	9:15	0.0	0.0	-
9:16	0.0	0.0	9:16	0.0	0.0	-
9:17	0.0	0.0	9:17	0.0	0.0	-
9:18	0.0	0.0	9:18	0.0	0.0	-
9:19	0.0	0.0	9:19	0.0	0.0	-
9:20	0.0	0.0	9:20	0.0	0.0	-
9:21	0.0	0.0	9:21	0.0	0.0	-
9:22	0.0	0.0	9:22	0.0	0.0	-
9:23	0.0	0.0	9:23	0.0	0.0	-
9:24	0.0	0.0	9:24	0.0	0.0	-
9:25	0.0	0.0	9:25	0.0	0.0	-
9:26	0.0	0.0	9:26	0.0	0.0	-
9:27	0.0	0.0	9:27	0.0	0.0	-
9:28	0.0	0.0	9:28	0.0	0.0	-
9:29	0.0	0.0	9:29	0.0	0.0	-
9:30	0.0	0.0	9:30	0.0	0.0	-

Grand Union Bowling Alley Site
BCP #360222
150 Westchester Avenue, Port Chester
December 3, 2024

PID DATA						
Upwind			Downwind			
Time	Concentration (ppm)	15-Min Avg Concentration (ppm)	Time	Concentration (ppm)	15-Min Avg Concentration (ppm)	Exceeds VOC Alarm Limit
9:31	0.0	0.0	9:31	0.0	0.0	-
9:32	0.0	0.0	9:32	0.0	0.0	-
9:33	0.0	0.0	9:33	0.0	0.0	-
9:34	0.0	0.0	9:34	0.0	0.0	-
9:35	0.0	0.0	9:35	0.0	0.0	-
9:36	0.0	0.0	9:36	0.0	0.0	-
9:37	0.0	0.0	9:37	0.0	0.0	-
9:38	0.0	0.0	9:38	0.0	0.0	-
9:39	0.0	0.0	9:39	0.0	0.0	-
9:40	0.0	0.0	9:40	0.0	0.0	-
9:41	0.0	0.0	9:41	0.0	0.0	-
9:42	0.0	0.0	9:42	0.0	0.0	-
9:43	0.0	0.0	9:43	0.0	0.0	-
9:44	0.0	0.0	9:44	0.0	0.0	-
9:45	0.0	0.0	9:45	0.0	0.0	-
9:46	0.0	0.0	9:46	0.0	0.0	-
9:47	0.0	0.0	9:47	0.0	0.0	-
9:48	0.0	0.0	9:48	0.0	0.0	-
9:49	0.0	0.0	9:49	0.0	0.0	-
9:50	0.0	0.0	9:50	0.0	0.0	-
9:51	0.0	0.0	9:51	0.0	0.0	-
9:52	0.0	0.0	9:52	0.0	0.0	-
9:53	0.0	0.0	9:53	0.0	0.0	-
9:54	0.0	0.0	9:54	0.0	0.0	-
9:55	0.0	0.0	9:55	0.0	0.0	-
9:56	0.0	0.0	9:56	0.0	0.0	-
9:57	0.0	0.0	9:57	0.0	0.0	-
9:58	0.0	0.0	9:58	0.0	0.0	-
9:59	0.0	0.0	9:59	0.0	0.0	-
10:00	0.0	0.0	10:00	0.0	0.0	-
10:01	0.0	0.0	10:01	0.0	0.0	-
10:02	0.0	0.0	10:02	0.0	0.0	-
10:03	0.0	0.0	10:03	0.0	0.0	-
10:04	0.0	0.0	10:04	0.0	0.0	-
10:05	0.0	0.0	10:05	0.0	0.0	-
10:06	0.0	0.0	10:06	0.0	0.0	-
10:07	0.0	0.0	10:07	0.0	0.0	-
10:08	0.0	0.0	10:08	0.0	0.0	-
10:09	0.0	0.0	10:09	0.0	0.0	-
10:10	0.0	0.0	10:10	0.0	0.0	-
10:11	0.0	0.0	10:11	0.0	0.0	-
10:12	0.0	0.0	10:12	0.0	0.0	-
10:13	0.0	0.0	10:13	0.0	0.0	-
10:14	0.0	0.0	10:14	0.0	0.0	-
10:15	0.0	0.0	10:15	0.0	0.0	-
10:16	0.0	0.0	10:16	0.0	0.0	-
10:17	0.0	0.0	10:17	0.0	0.0	-
10:18	0.0	0.0	10:18	0.0	0.0	-

Grand Union Bowling Alley Site
BCP #360222
150 Westchester Avenue, Port Chester
December 3, 2024

PID DATA						
Upwind			Downwind			
Time	Concentration (ppm)	15-Min Avg Concentration (ppm)	Time	Concentration (ppm)	15-Min Avg Concentration (ppm)	Exceeds VOC Alarm Limit
10:19	0.0	0.0	10:19	0.0	0.0	-
10:20	0.0	0.0	10:20	0.0	0.0	-
10:21	0.0	0.0	10:21	0.0	0.0	-
10:22	0.0	0.0	10:22	0.0	0.0	-
10:23	0.0	0.0	10:23	0.0	0.0	-
10:24	0.0	0.0	10:24	0.0	0.0	-
10:25	0.0	0.0	10:25	0.0	0.0	-
10:26	0.0	0.0	10:26	0.0	0.0	-
10:27	0.0	0.0	10:27	0.0	0.0	-
10:28	0.0	0.0	10:28	0.0	0.0	-
10:29	0.0	0.0	10:29	0.0	0.0	-
10:30	0.0	0.0	10:30	0.0	0.0	-
10:31	0.0	0.0	10:31	0.0	0.0	-
10:32	0.0	0.0	10:32	0.0	0.0	-
10:33	0.0	0.0	10:33	0.0	0.0	-
10:34	0.0	0.0	10:34	0.0	0.0	-
10:35	0.0	0.0	10:35	0.0	0.0	-
10:36	0.0	0.0	10:36	0.0	0.0	-
10:37	0.0	0.0	10:37	0.0	0.0	-
10:38	0.0	0.0	10:38	0.0	0.0	-
10:39	0.0	0.0	10:39	0.0	0.0	-
10:40	0.0	0.0	10:40	0.0	0.0	-
10:41	0.0	0.0	10:41	0.0	0.0	-
10:42	0.0	0.0	10:42	0.0	0.0	-
10:43	0.0	0.0	10:43	0.0	0.0	-
10:44	0.0	0.0	10:44	0.0	0.0	-
10:45	0.0	0.0	10:45	0.0	0.0	-
10:46	0.0	0.0	10:46	0.0	0.0	-
10:47	0.0	0.0	10:47	0.0	0.0	-
10:48	0.0	0.0	10:48	0.0	0.0	-
10:49	0.0	0.0	10:49	0.0	0.0	-
10:50	0.0	0.0	10:50	0.0	0.0	-
10:51	0.0	0.0	10:51	0.0	0.0	-
10:52	0.0	0.0	10:52	0.0	0.0	-
10:53	0.0	0.0	10:53	0.0	0.0	-
10:54	0.0	0.0	10:54	0.0	0.0	-
10:55	0.0	0.0	10:55	0.0	0.0	-
10:56	0.0	0.0	10:56	0.0	0.0	-
10:57	0.0	0.0	10:57	0.0	0.0	-
10:58	0.0	0.0	10:58	0.0	0.0	-
10:59	0.0	0.0	10:59	0.0	0.0	-
11:00	0.0	0.0	11:00	0.0	0.0	-
11:01	0.0	0.0	11:01	0.0	0.0	-
11:02	0.0	0.0	11:02	0.0	0.0	-
11:03	0.0	0.0	11:03	0.0	0.0	-
11:04	0.0	0.0	11:04	0.0	0.0	-
11:05	0.0	0.0	11:05	0.0	0.0	-
11:06	0.0	0.0	11:06	0.0	0.0	-

Grand Union Bowling Alley Site
BCP #360222
150 Westchester Avenue, Port Chester
December 3, 2024

PID DATA						
Upwind			Downwind			
Time	Concentration (ppm)	15-Min Avg Concentration (ppm)	Time	Concentration (ppm)	15-Min Avg Concentration (ppm)	Exceeds VOC Alarm Limit
11:07	0.0	0.0	11:07	0.0	0.0	-
11:08	0.0	0.0	11:08	0.0	0.0	-
11:09	0.0	0.0	11:09	0.0	0.0	-
11:10	0.0	0.0	11:10	0.0	0.0	-
11:11	0.0	0.0	11:11	0.0	0.0	-
11:12	0.0	0.0	11:12	0.0	0.0	-
11:13	0.0	0.0	11:13	0.0	0.0	-
11:14	0.0	0.0	11:14	0.0	0.0	-
11:15	0.0	0.0	11:15	0.0	0.0	-
11:16	0.0	0.0	11:16	0.0	0.0	-
11:17	0.0	0.0	11:17	0.0	0.0	-
11:18	0.0	0.0	11:18	0.0	0.0	-
11:19	0.0	0.0	11:19	0.0	0.0	-
11:20	0.0	0.0	11:20	0.0	0.0	-
11:21	0.0	0.0	11:21	0.0	0.0	-
11:22	0.0	0.0	11:22	0.0	0.0	-
11:23	0.0	0.0	11:23	0.0	0.0	-
11:24	0.0	0.0	11:24	0.0	0.0	-
11:25	0.0	0.0	11:25	0.0	0.0	-
11:26	0.0	0.0	11:26	0.0	0.0	-
11:27	0.0	0.0	11:27	0.0	0.0	-
11:28	0.0	0.0	11:28	0.0	0.0	-
11:29	0.0	0.0	11:29	0.0	0.0	-
11:30	0.0	0.0	11:30	0.0	0.0	-
11:31	0.0	0.0	11:31	0.0	0.0	-
11:32	0.0	0.0	11:32	0.0	0.0	-
11:33	0.0	0.0	11:33	0.0	0.0	-
11:34	0.0	0.0	11:34	0.0	0.0	-
11:35	0.0	0.0	11:35	0.0	0.0	-
11:36	0.0	0.0	11:36	0.0	0.0	-
11:37	0.0	0.0	11:37	0.0	0.0	-
11:38	0.0	0.0	11:38	0.0	0.0	-
11:39	0.0	0.0	11:39	0.0	0.0	-
11:40	0.0	0.0	11:40	0.0	0.0	-
11:41	0.0	0.0	11:41	0.0	0.0	-
11:42	0.0	0.0	11:42	0.0	0.0	-
11:43	0.0	0.0	11:43	0.0	0.0	-
11:44	0.0	0.0	11:44	0.0	0.0	-
11:45	0.0	0.0	11:45	0.0	0.0	-
11:46	0.0	0.0	11:46	0.0	0.0	-
11:47	0.0	0.0	11:47	0.0	0.0	-
11:48	0.0	0.0	11:48	0.0	0.0	-
11:49	0.0	0.0	11:49	0.0	0.0	-
11:50	0.0	0.0	11:50	0.0	0.0	-
11:51	0.0	0.0	11:51	0.0	0.0	-
11:52	0.0	0.0	11:52	0.0	0.0	-
11:53	0.0	0.0	11:53	0.0	0.0	-
11:54	0.0	0.0	11:54	0.0	0.0	-

Grand Union Bowling Alley Site
BCP #360222
150 Westchester Avenue, Port Chester
December 3, 2024

PID DATA						
Upwind			Downwind			
Time	Concentration (ppm)	15-Min Avg Concentration (ppm)	Time	Concentration (ppm)	15-Min Avg Concentration (ppm)	Exceeds VOC Alarm Limit
11:55	0.0	0.0	11:55	0.0	0.0	-
11:56	0.0	0.0	11:56	0.0	0.0	-
11:57	0.0	0.0	11:57	0.0	0.0	-
11:58	0.0	0.0	11:58	0.0	0.0	-
11:59	0.0	0.0	11:59	0.0	0.0	-
12:00	0.0	0.0	12:00	0.0	0.0	-
12:01	0.0	0.0	12:01	0.0	0.0	-
12:02	0.0	0.0	12:02	0.0	0.0	-
12:03	0.0	0.0	12:03	0.0	0.0	-
12:04	0.0	0.0	12:04	0.0	0.0	-
12:05	0.0	0.0	12:05	0.0	0.0	-
12:06	0.0	0.0	12:06	0.0	0.0	-
12:07	0.0	0.0	12:07	0.0	0.0	-
12:08	0.0	0.0	12:08	0.0	0.0	-
12:09	0.0	0.0	12:09	0.0	0.0	-
12:10	0.0	0.0	12:10	0.0	0.0	-
12:11	0.0	0.0	12:11	0.0	0.0	-
12:12	0.0	0.0	12:12	0.0	0.0	-
12:13	0.0	0.0	12:13	0.0	0.0	-
12:14	0.0	0.0	12:14	0.0	0.0	-
12:15	0.0	0.0	12:15	0.0	0.0	-
12:16	0.0	0.0	12:16	0.0	0.0	-
12:17	0.0	0.0	12:17	0.0	0.0	-
12:18	0.0	0.0	12:18	0.0	0.0	-
12:19	0.0	0.0	12:19	0.0	0.0	-
12:20	0.0	0.0	12:20	0.0	0.0	-
12:21	0.0	0.0	12:21	0.0	0.0	-
12:22	0.0	0.0	12:22	0.0	0.0	-
12:23	0.0	0.0	12:23	0.0	0.0	-
12:24	0.0	0.0	12:24	0.0	0.0	-
12:25	0.0	0.0	12:25	0.0	0.0	-
12:26	0.0	0.0	12:26	0.0	0.0	-
12:27	0.0	0.0	12:27	0.0	0.0	-
12:28	0.0	0.0	12:28	0.0	0.0	-
12:29	0.0	0.0	12:29	0.0	0.0	-
12:30	0.0	0.0	12:30	0.0	0.0	-
12:31	0.0	0.0	12:31	0.0	0.0	-
12:32	0.0	0.0	12:32	0.0	0.0	-
12:33	0.0	0.0	12:33	0.0	0.0	-
12:34	0.0	0.0	12:34	0.0	0.0	-
12:35	0.0	0.0	12:35	0.0	0.0	-
12:36	0.0	0.0	12:36	0.0	0.0	-
12:37	0.0	0.0	12:37	0.0	0.0	-
12:38	0.0	0.0	12:38	0.0	0.0	-
12:39	0.0	0.0	12:39	0.0	0.0	-
12:40	0.0	0.0	12:40	0.0	0.0	-
12:41	0.0	0.0	12:41	0.0	0.0	-
12:42	0.0	0.0	12:42	0.0	0.0	-

Grand Union Bowling Alley Site
BCP #360222
150 Westchester Avenue, Port Chester
December 3, 2024

PID DATA						
Upwind			Downwind			
Time	Concentration (ppm)	15-Min Avg Concentration (ppm)	Time	Concentration (ppm)	15-Min Avg Concentration (ppm)	Exceeds VOC Alarm Limit
12:43	0.0	0.0	12:43	0.0	0.0	-
12:44	0.0	0.0	12:44	0.0	0.0	-
12:45	0.0	0.0	12:45	0.0	0.0	-
12:46	0.0	0.0	12:46	0.0	0.0	-
12:47	0.0	0.0	12:47	0.0	0.0	-
12:48	0.0	0.0	12:48	0.0	0.0	-
12:49	0.0	0.0	12:49	0.0	0.0	-
12:50	0.0	0.0	12:50	0.0	0.0	-
12:51	0.0	0.0	12:51	0.0	0.0	-
12:52	0.0	0.0	12:52	0.0	0.0	-
12:53	0.0	0.0	12:53	0.0	0.0	-
12:54	0.0	0.0	12:54	0.0	0.0	-
12:55	0.0	0.0	12:55	0.0	0.0	-
12:56	0.0	0.0	12:56	0.0	0.0	-
12:57	0.0	0.0	12:57	0.0	0.0	-
12:58	0.0	0.0	12:58	0.0	0.0	-
12:59	0.0	0.0	12:59	0.0	0.0	-
13:00	0.0	0.0	13:00	0.0	0.0	-
13:01	0.0	0.0	13:01	0.0	0.0	-
13:02	0.0	0.0	13:02	0.0	0.0	-
13:03	0.0	0.0	13:03	0.0	0.0	-
13:04	0.0	0.0	13:04	0.0	0.0	-
13:05	0.0	0.0	13:05	0.0	0.0	-
13:06	0.0	0.0	13:06	0.0	0.0	-
13:07	0.0	0.0	13:07	0.0	0.0	-
13:08	0.0	0.0	13:08	0.0	0.0	-
13:09	0.0	0.0	13:09	0.0	0.0	-
13:10	0.0	0.0	13:10	0.0	0.0	-
13:11	0.0	0.0	13:11	0.0	0.0	-
13:12	0.0	0.0	13:12	0.0	0.0	-
13:13	0.0	0.0	13:13	0.0	0.0	-
13:14	0.0	0.0	13:14	0.0	0.0	-
13:15	0.0	0.0	13:15	0.0	0.0	-
13:16	0.0	0.0	13:16	0.0	0.0	-
13:17	0.0	0.0	13:17	0.0	0.0	-
13:18	0.0	0.0	13:18	0.0	0.0	-
13:19	0.0	0.0	13:19	0.0	0.0	-
13:20	0.0	0.0	13:20	0.0	0.0	-
13:21	0.0	0.0	13:21	0.0	0.0	-
13:22	0.0	0.0	13:22	0.0	0.0	-
13:23	0.0	0.0	13:23	0.0	0.0	-
13:24	0.0	0.0	13:24	0.0	0.0	-
13:25	0.0	0.0	13:25	0.0	0.0	-
13:26	0.0	0.0	13:26	0.0	0.0	-
13:27	0.0	0.0	13:27	0.0	0.0	-
13:28	0.0	0.0	13:28	0.0	0.0	-
13:29	0.0	0.0	13:29	0.0	0.0	-
13:30	0.0	0.0	13:30	0.0	0.0	-

Grand Union Bowling Alley Site
BCP #360222
150 Westchester Avenue, Port Chester
December 3, 2024

PID DATA						
Upwind			Downwind			
Time	Concentration (ppm)	15-Min Avg Concentration (ppm)	Time	Concentration (ppm)	15-Min Avg Concentration (ppm)	Exceeds VOC Alarm Limit
13:31	0.0	0.0	13:31	0.0	0.0	-
13:32	0.0	0.0	13:32	0.0	0.0	-
13:33	0.0	0.0	13:33	0.0	0.0	-
13:34	0.0	0.0	13:34	0.0	0.0	-
13:35	0.0	0.0	13:35	0.0	0.0	-
13:36	0.0	0.0	13:36	0.0	0.0	-
13:37	0.0	0.0	13:37	0.0	0.0	-
13:38	0.0	0.0	13:38	0.0	0.0	-
13:39	0.0	0.0	13:39	0.0	0.0	-
13:40	0.0	0.0	13:40	0.0	0.0	-
13:41	0.0	0.0	13:41	0.0	0.0	-
13:42	0.0	0.0	13:42	0.0	0.0	-
13:43	0.0	0.0	13:43	0.0	0.0	-
13:44	0.0	0.0	13:44	0.0	0.0	-
13:45	0.0	0.0	13:45	0.0	0.0	-
13:46	0.0	0.0	13:46	0.0	0.0	-
13:47	0.0	0.0	13:47	0.0	0.0	-
13:48	0.0	0.0	13:48	0.0	0.0	-
13:49	0.0	0.0	13:49	0.0	0.0	-
13:50	0.0	0.0	13:50	0.0	0.0	-
13:51	0.0	0.0	13:51	0.0	0.0	-
13:52	0.0	0.0	13:52	0.0	0.0	-
13:53	0.0	0.0	13:53	0.0	0.0	-
13:54	0.0	0.0	13:54	0.0	0.0	-
13:55	0.0	0.0	13:55	0.0	0.0	-
13:56	0.0	0.0	13:56	0.0	0.0	-
13:57	0.0	0.0	13:57	0.0	0.0	-
13:58	0.0	0.0	13:58	0.0	0.0	-
13:59	0.0	0.0	13:59	0.0	0.0	-
14:00	0.0	0.0	14:00	0.0	0.0	-
14:01	0.0	0.0	14:01	0.0	0.0	-
14:02	0.0	0.0	14:02	0.0	0.0	-
14:03	0.0	0.0	14:03	0.0	0.0	-
14:04	0.0	0.0	14:04	0.0	0.0	-
14:05	0.0	0.0	14:05	0.0	0.0	-
14:06	0.0	0.0	14:06	0.0	0.0	-
14:07	0.0	0.0	14:07	0.0	0.0	-
14:08	0.0	0.0	14:08	0.0	0.0	-
14:09	0.0	0.0	14:09	0.0	0.0	-
14:10	0.0	0.0	14:10	0.0	0.0	-
14:11	0.0	0.0	14:11	0.0	0.0	-
14:12	0.0	0.0	14:12	0.0	0.0	-
14:13	0.0	0.0	14:13	0.0	0.0	-
14:14	0.0	0.0	14:14	0.0	0.0	-
14:15	0.0	0.0	14:15	0.0	0.0	-
14:16	0.0	0.0	14:16	0.0	0.0	-
14:17	0.0	0.0	14:17	0.0	0.0	-
14:18	0.0	0.0	14:18	0.0	0.0	-

Grand Union Bowling Alley Site
BCP #360222
150 Westchester Avenue, Port Chester
December 3, 2024

PID DATA						
Upwind			Downwind			
Time	Concentration (ppm)	15-Min Avg Concentration (ppm)	Time	Concentration (ppm)	15-Min Avg Concentration (ppm)	Exceeds VOC Alarm Limit
14:19	0.0	0.0	14:19	0.0	0.0	-
14:20	0.0	0.0	14:20	0.0	0.0	-
14:21	0.0	0.0	14:21	0.0	0.0	-
14:22	0.0	0.0	14:22	0.0	0.0	-
14:23	0.0	0.0	14:23	0.0	0.0	-
14:24	0.0	0.0	14:24	0.0	0.0	-
14:25	0.0	0.0	14:25	0.0	0.0	-
14:26	0.0	0.0	14:26	0.0	0.0	-
14:27	0.0	0.0	14:27	0.0	0.0	-
14:28	0.0	0.0	14:28	0.0	0.0	-
14:29	0.0	0.0	14:29	0.0	0.0	-
14:30	0.0	0.0	14:30	0.0	0.0	-
14:31	0.0	0.0	14:31	0.0	0.0	-
14:32	0.0	0.0	14:32	0.0	0.0	-
14:33	0.0	0.0	14:33	0.0	0.0	-
14:34	0.0	0.0	14:34	0.0	0.0	-
14:35	0.0	0.0	14:35	0.0	0.0	-
14:36	0.0	0.0	14:36	0.0	0.0	-
14:37	0.0	0.0	14:37	0.0	0.0	-
14:38	0.0	0.0	14:38	0.0	0.0	-
14:39	0.0	0.0	14:39	0.0	0.0	-
14:40	0.0	0.0	14:40	0.0	0.0	-
14:41	0.0	0.0	14:41	0.0	0.0	-
14:42	0.0	0.0	14:42	0.0	0.0	-
14:43	0.0	0.0	14:43	0.0	0.0	-
14:44	0.0	0.0	14:44	0.0	0.0	-
14:45	0.0	0.0	14:45	0.0	0.0	-

SESI CONSULTING ENGINEERS

959 US-46 Floor 3, Suite 300 - Parsippany-Troy Hills, NJ

DAILY AIR MONITORING REPORT
150 Westchester Avenue
Port Chester, New York

12/04/2024

Rev. No. 0 | Page 1 of 2

Project Number: 11895A

Dust Action Level: 150 µg/m^3

VOC Action Level: 5 ppm

Weather Data Range for Work Day		Wind Direction	SW, WSW	Relative Humidity (%)	66.0 - 80.0	Daily Rain Total (in)	0.00	Readings in the summary table and graphs below are the reported downwind concentrations.
Temperature (°F)	29.0 - 38.0	Wind Speed (MPH)	0.6 - 3.5	Barometer (inHg)	30.20 - 30.30	Avg. Dew Point Temp (°F)	26.3	

Station Location	Daily Avg. Dust Concentration (µg/m^3)	Max 15-Min Dust Concentration (µg/m^3)	Time of Max Dust Reading	Daily Avg. VOC Concentration (ppm)	Max 15-Min VOC Concentration (ppm)	Time of Max VOC Reading
Upwind	26.0	37.2	11:24	0.0	0.0	9:10
Downwind	54.1	65.0	11:18	0.0	0.0	9:09

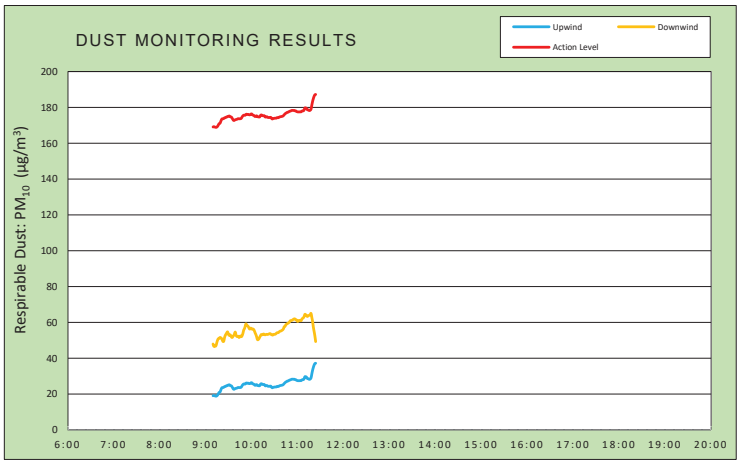

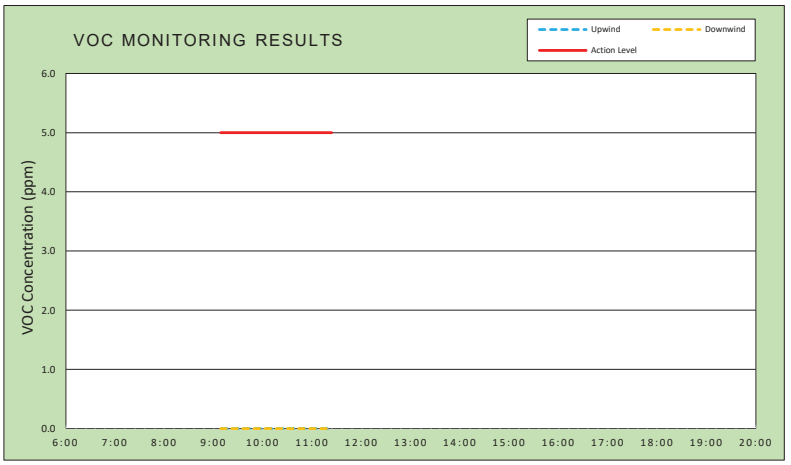

Air Monitoring Notes:

Weather Notes:

EMILCOTT
A Triumvirate Environmental Company

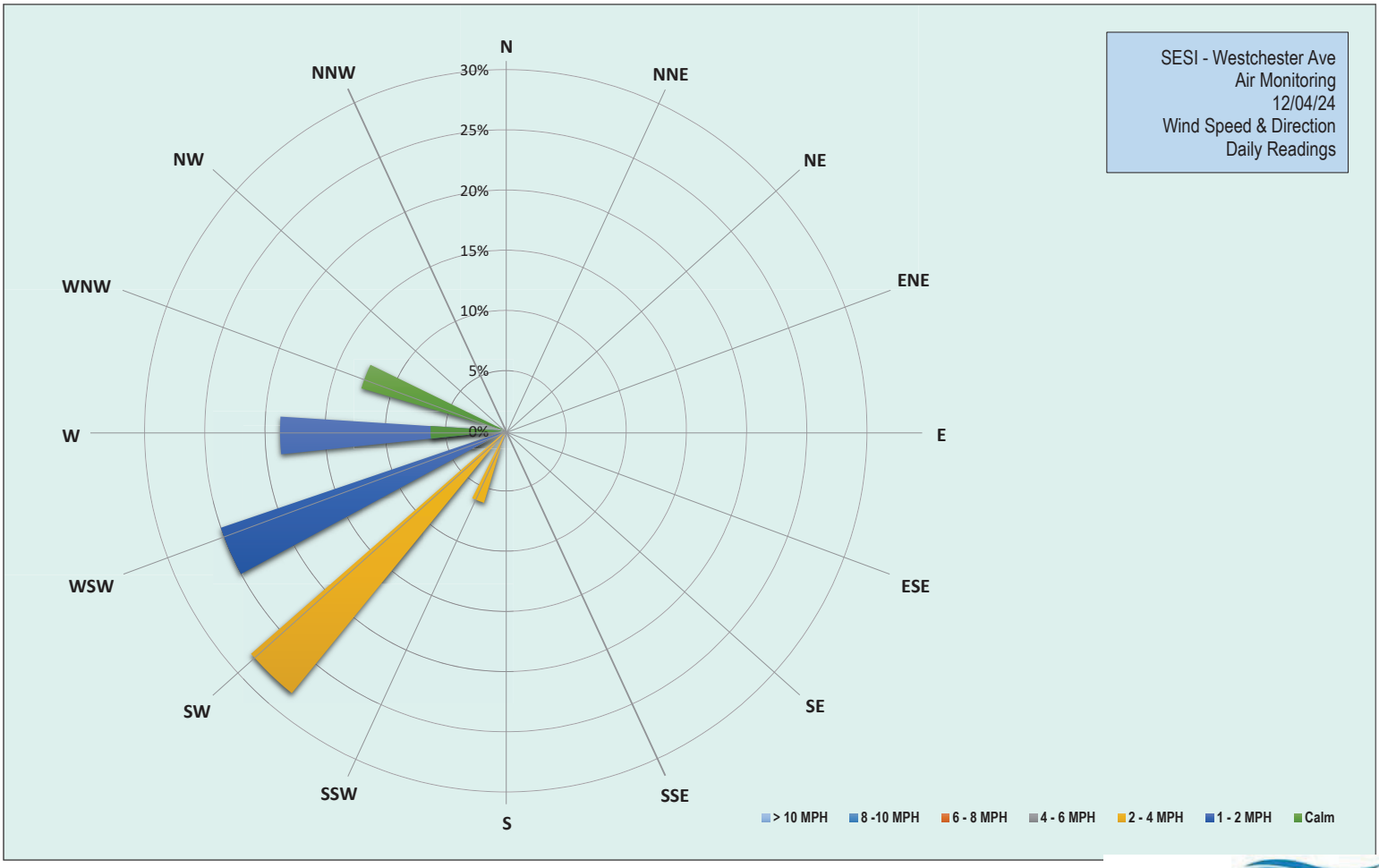

EMILCOTT
A Triumvirate Environmental Company

Wednesday, December 4, 2024						
Number of Instances Where Downwind Particulates Exceeds Upwind Particulate + 150 =						0
Number of Comparable Data Points =						135
Start Time:						8:55
End Time:						11:24
PARTICULATE DATA						
Upwind			Downwind			Exceeds Particulate Alarm Limit
Time	Concentration (ug/m^3)	15-Min Avg Concentration (ug/m^3)	Time	Concentration (ug/m^3)	15-Min Avg Concentration (ug/m^3)	
8:55	17.0	-	8:55	0.0	-	-
8:56	21.3	-	8:56	65.5	-	-
8:57	20.0	-	8:57	48.8	-	-
8:58	20.5	-	8:58	43.3	-	-
8:59	20.0	-	8:59	41.5	-	-
9:00	18.0	-	9:00	40.8	-	-
9:01	16.3	-	9:01	41.5	-	-
9:02	18.8	-	9:02	41.5	-	-
9:03	16.5	-	9:03	52.3	-	-
9:04	20.3	-	9:04	47.0	-	-
9:05	17.5	-	9:05	50.5	-	-
9:06	18.3	-	9:06	50.0	-	-
9:07	22.8	-	9:07	54.5	-	-
9:08	20.5	-	9:08	52.5	-	-
9:09	18.0	-	9:09	45.0	-	-
9:10	17.8	19.1	9:10	45.0	48.0	-
9:11	23.8	19.3	9:11	46.3	46.7	-
9:12	17.3	19.1	9:12	51.5	46.9	-
9:13	18.8	19.0	9:13	40.5	46.7	-
9:14	18.8	18.9	9:14	49.8	47.2	-
9:15	21.0	19.1	9:15	65.8	48.9	-
9:16	23.0	19.5	9:16	61.3	50.2	-
9:17	29.8	20.3	9:17	53.0	51.0	-
9:18	27.5	21.0	9:18	53.3	51.1	-
9:19	22.0	21.1	9:19	55.8	51.6	-
9:20	32.3	22.1	9:20	47.5	51.4	-
9:21	34.5	23.2	9:21	45.3	51.1	-
9:22	30.0	23.7	9:22	41.8	50.3	-
9:23	20.5	23.7	9:23	38.5	49.3	-
9:24	20.5	23.8	9:24	47.8	49.5	-
9:25	23.5	24.2	9:25	75.5	51.6	-
9:26	24.3	24.2	9:26	65.0	52.8	-
9:27	22.3	24.6	9:27	62.5	53.5	-
9:28	19.5	24.6	9:28	51.3	54.3	-
9:29	23.8	25.0	9:29	57.5	54.8	-
9:30	21.0	25.0	9:30	46.8	53.5	-
9:31	27.3	25.2	9:31	50.3	52.8	-
9:32	26.3	25.0	9:32	58.8	53.2	-
9:33	22.8	24.7	9:33	47.3	52.8	-
9:34	20.5	24.6	9:34	43.0	51.9	-
9:35	22.5	23.9	9:35	42.8	51.6	-
9:36	23.3	23.2	9:36	55.0	52.2	-
9:37	22.8	22.7	9:37	49.3	52.7	-
9:38	22.5	22.8	9:38	51.8	53.6	-

PARTICULATE DATA						
Upwind			Downwind			Exceeds Particulate Alarm Limit
Time	Concentration (ug/m^3)	15-Min Avg Concentration (ug/m^3)	Time	Concentration (ug/m^3)	15-Min Avg Concentration (ug/m^3)	
9:39	24.5	23.1	9:39	63.3	54.7	-
9:40	25.5	23.2	9:40	50.0	53.0	-
9:41	25.8	23.3	9:41	54.0	52.2	-
9:42	25.8	23.6	9:42	60.8	52.1	-
9:43	21.8	23.7	9:43	54.3	52.3	-
9:44	22.3	23.6	9:44	46.3	51.6	-
9:45	22.0	23.7	9:45	55.5	52.1	-
9:46	27.5	23.7	9:46	55.0	52.5	-
9:47	30.5	24.0	9:47	52.5	52.0	-
9:48	34.0	24.7	9:48	57.0	52.7	-
9:49	28.8	25.3	9:49	61.3	53.9	-
9:50	27.8	25.6	9:50	69.8	55.7	-
9:51	23.3	25.6	9:51	67.0	56.5	-
9:52	22.5	25.6	9:52	69.3	57.8	-
9:53	29.8	26.1	9:53	73.0	59.3	-
9:54	25.8	26.2	9:54	49.3	58.3	-
9:55	22.8	26.0	9:55	47.8	58.2	-
9:56	27.8	26.1	9:56	47.0	57.7	-
9:57	22.3	25.9	9:57	47.3	56.8	-
9:58	21.3	25.9	9:58	46.3	56.3	-
9:59	25.0	26.1	9:59	55.0	56.9	-
10:00	27.8	26.4	10:00	51.5	56.6	-
10:01	22.8	26.1	10:01	49.3	56.2	-
10:02	24.0	25.7	10:02	54.8	56.4	-
10:03	32.8	25.6	10:03	53.0	56.1	-
10:04	23.0	25.2	10:04	49.3	55.3	-
10:05	22.8	24.9	10:05	52.3	54.1	-
10:06	26.8	25.1	10:06	52.8	53.2	-
10:07	25.8	25.3	10:07	50.0	51.9	-
10:08	22.8	24.9	10:08	50.3	50.4	-
10:09	23.5	24.7	10:09	50.8	50.5	-
10:10	22.0	24.7	10:10	55.0	51.0	-
10:11	28.5	24.7	10:11	60.5	51.9	-
10:12	34.5	25.5	10:12	58.3	52.6	-
10:13	25.3	25.8	10:13	56.8	53.3	-
10:14	22.3	25.6	10:14	52.5	53.1	-
10:15	23.5	25.3	10:15	52.8	53.2	-
10:16	23.3	25.4	10:16	54.8	53.6	-
10:17	23.8	25.4	10:17	50.3	53.3	-
10:18	22.8	24.7	10:18	50.5	53.1	-
10:19	22.3	24.6	10:19	51.5	53.3	-
10:20	26.0	24.9	10:20	54.0	53.4	-
10:21	22.8	24.6	10:21	51.5	53.3	-
10:22	22.3	24.4	10:22	51.8	53.4	-
10:23	23.3	24.4	10:23	52.5	53.6	-
10:24	22.8	24.3	10:24	53.8	53.8	-
10:25	24.3	24.5	10:25	53.5	53.7	-
10:26	24.0	24.2	10:26	54.3	53.2	-
10:27	25.3	23.6	10:27	56.3	53.1	-
10:28	26.5	23.7	10:28	54.0	52.9	-

PARTICULATE DATA						
Upwind			Downwind			Exceeds Particulate Alarm Limit
Time	Concentration (ug/m^3)	15-Min Avg Concentration (ug/m^3)	Time	Concentration (ug/m^3)	15-Min Avg Concentration (ug/m^3)	
10:29	25.3	23.9	10:29	58.3	53.3	-
10:30	24.3	23.9	10:30	53.8	53.4	-
10:31	24.8	24.0	10:31	55.3	53.4	-
10:32	23.5	24.0	10:32	54.0	53.7	-
10:33	24.3	24.1	10:33	56.8	54.1	-
10:34	26.8	24.4	10:34	55.0	54.3	-
10:35	23.5	24.2	10:35	53.8	54.3	-
10:36	26.0	24.4	10:36	56.0	54.6	-
10:37	26.0	24.7	10:37	57.8	55.0	-
10:38	25.0	24.8	10:38	55.5	55.2	-
10:39	24.0	24.9	10:39	55.5	55.3	-
10:40	25.8	25.0	10:40	58.0	55.6	-
10:41	26.0	25.1	10:41	59.0	55.9	-
10:42	30.3	25.5	10:42	65.0	56.5	-
10:43	34.0	26.0	10:43	71.8	57.7	-
10:44	31.5	26.4	10:44	60.0	57.8	-
10:45	30.3	26.8	10:45	66.5	58.7	-
10:46	27.5	27.0	10:46	61.0	59.0	-
10:47	28.5	27.3	10:47	58.3	59.3	-
10:48	25.0	27.3	10:48	61.0	59.6	-
10:49	30.5	27.6	10:49	59.3	59.9	-
10:50	27.5	27.9	10:50	61.8	60.4	-
10:51	27.3	27.9	10:51	64.3	61.0	-
10:52	29.3	28.2	10:52	59.5	61.1	-
10:53	27.5	28.3	10:53	56.5	61.2	-
10:54	24.0	28.3	10:54	60.0	61.5	-
10:55	25.3	28.3	10:55	62.5	61.8	-
10:56	26.5	28.3	10:56	62.5	62.0	-
10:57	26.8	28.1	10:57	64.3	61.9	-
10:58	33.8	28.1	10:58	65.3	61.5	-
10:59	26.3	27.7	10:59	58.5	61.4	-
11:00	28.3	27.6	11:00	56.8	60.8	-
11:01	25.8	27.5	11:01	58.0	60.6	-
11:02	29.0	27.5	11:02	67.0	61.1	-
11:03	24.8	27.5	11:03	58.8	61.0	-
11:04	31.5	27.6	11:04	61.0	61.1	-
11:05	27.0	27.5	11:05	59.5	61.0	-
11:06	33.0	27.9	11:06	78.0	61.9	-
11:07	32.0	28.1	11:07	65.8	62.3	-
11:08	27.5	28.1	11:08	61.8	62.6	-
11:09	32.5	28.7	11:09	71.3	63.4	-
11:10	42.0	29.8	11:10	80.3	64.6	-
11:11	25.0	29.7	11:11	58.3	64.3	-
11:12	24.3	29.5	11:12	58.3	63.9	-
11:13	22.5	28.8	11:13	57.0	63.3	-
11:14	24.5	28.6	11:14	62.5	63.6	-
11:15	24.5	28.4	11:15	61.0	63.9	-
11:16	23.8	28.3	11:16	61.0	64.1	-
11:17	32.5	28.5	11:17	73.0	64.5	-
11:18	33.8	29.1	11:18	66.8	65.0	-

PARTICULATE DATA						
Upwind			Downwind			Exceeds Particulate Alarm Limit
Time	Concentration (ug/m^3)	15-Min Avg Concentration (ug/m^3)	Time	Concentration (ug/m^3)	15-Min Avg Concentration (ug/m^3)	
11:19	64.0	31.3	11:19	27.3	62.8	-
11:20	58.0	33.3	11:20	26.0	60.5	-
11:21	57.0	34.9	11:21	30.8	57.4	-
11:22	51.3	36.2	11:22	29.5	55.0	-
11:23	39.8	37.0	11:23	24.3	52.5	-
11:24	35.5	37.2	11:24	24.0	49.3	-

Grand Union Bowling Alley Site
BCP #360222
150 Westchester Avenue, Port Chester
December 4, 2024

Wednesday, December 4, 2024						
Number of Instances Where Downwind VOCs Exceeds Upwind VOCs + 5 =						0
Number of Comparable Data Points =						135
Start Time:						8:50
End Time:						11:24
PID DATA						
Upwind			Downwind			Exceeds VOC Alarm Limit
Time	Concentration (ppm)	15-Min Avg Concentration (ppm)	Time	Concentration (ppm)	15-Min Avg Concentration (ppm)	
8:50	0.0	-	8:50	-	-	-
8:51	0.0	-	8:51	-	-	-
8:52	0.0	-	8:52	-	-	-
8:53	0.0	-	8:53	-	-	-
8:54	-	-	8:54	0.0	-	-
8:55	0.0	-	8:55	0.0	-	-
8:56	0.0	-	8:56	0.0	-	-
8:57	0.0	-	8:57	0.0	-	-
8:58	0.0	-	8:58	0.0	-	-
8:59	0.0	-	8:59	0.0	-	-
9:00	0.0	-	9:00	0.0	-	-
9:01	0.0	-	9:01	0.0	-	-
9:02	0.0	-	9:02	0.0	-	-
9:03	0.0	-	9:03	0.0	-	-
9:04	0.0	-	9:04	0.0	-	-
9:05	0.0	-	9:05	0.0	-	-
9:06	0.0	-	9:06	0.0	-	-
9:07	0.0	-	9:07	0.0	-	-
9:08	0.0	-	9:08	0.0	-	-
9:09	0.0	-	9:09	0.0	0.0	-
9:10	0.0	0.0	9:10	0.0	0.0	-
9:11	0.0	0.0	9:11	0.0	0.0	-
9:12	0.0	0.0	9:12	0.0	0.0	-
9:13	0.0	0.0	9:13	0.0	0.0	-
9:14	0.0	0.0	9:14	0.0	0.0	-
9:15	0.0	0.0	9:15	0.0	0.0	-
9:16	0.0	0.0	9:16	0.0	0.0	-
9:17	0.0	0.0	9:17	0.0	0.0	-
9:18	0.0	0.0	9:18	0.0	0.0	-
9:19	0.0	0.0	9:19	0.0	0.0	-
9:20	0.0	0.0	9:20	0.0	0.0	-
9:21	0.0	0.0	9:21	0.0	0.0	-
9:22	0.0	0.0	9:22	0.0	0.0	-
9:23	0.0	0.0	9:23	0.0	0.0	-
9:24	0.0	0.0	9:24	0.0	0.0	-
9:25	0.0	0.0	9:25	0.0	0.0	-
9:26	0.0	0.0	9:26	0.0	0.0	-
9:27	0.0	0.0	9:27	0.0	0.0	-
9:28	0.0	0.0	9:28	0.0	0.0	-
9:29	0.0	0.0	9:29	0.0	0.0	-
9:30	0.0	0.0	9:30	0.0	0.0	-
9:31	0.0	0.0	9:31	0.0	0.0	-
9:32	0.0	0.0	9:32	0.0	0.0	-

Grand Union Bowling Alley Site
BCP #360222
150 Westchester Avenue, Port Chester
December 4, 2024

PID DATA						
Upwind			Downwind			Exceeds VOC Alarm Limit
Time	Concentration (ppm)	15-Min Avg Concentration (ppm)	Time	Concentration (ppm)	15-Min Avg Concentration (ppm)	
9:33	0.0	0.0	9:33	0.0	0.0	-
9:34	0.0	0.0	9:34	0.0	0.0	-
9:35	0.0	0.0	9:35	0.0	0.0	-
9:36	0.0	0.0	9:36	0.0	0.0	-
9:37	0.0	0.0	9:37	0.0	0.0	-
9:38	0.0	0.0	9:38	0.0	0.0	-
9:39	0.0	0.0	9:39	0.0	0.0	-
9:40	0.0	0.0	9:40	0.0	0.0	-
9:41	0.0	0.0	9:41	0.0	0.0	-
9:42	0.0	0.0	9:42	0.0	0.0	-
9:43	0.0	0.0	9:43	0.0	0.0	-
9:44	0.0	0.0	9:44	0.0	0.0	-
9:45	0.0	0.0	9:45	0.0	0.0	-
9:46	0.0	0.0	9:46	0.0	0.0	-
9:47	0.0	0.0	9:47	0.0	0.0	-
9:48	0.0	0.0	9:48	0.0	0.0	-
9:49	0.0	0.0	9:49	0.0	0.0	-
9:50	0.0	0.0	9:50	0.0	0.0	-
9:51	0.0	0.0	9:51	0.0	0.0	-
9:52	0.0	0.0	9:52	0.0	0.0	-
9:53	0.0	0.0	9:53	0.0	0.0	-
9:54	0.0	0.0	9:54	0.0	0.0	-
9:55	0.0	0.0	9:55	0.0	0.0	-
9:56	0.0	0.0	9:56	0.0	0.0	-
9:57	0.0	0.0	9:57	0.0	0.0	-
9:58	0.0	0.0	9:58	0.0	0.0	-
9:59	0.0	0.0	9:59	0.0	0.0	-
10:00	0.0	0.0	10:00	0.0	0.0	-
10:01	0.0	0.0	10:01	0.0	0.0	-
10:02	0.0	0.0	10:02	0.0	0.0	-
10:03	0.0	0.0	10:03	0.0	0.0	-
10:04	0.0	0.0	10:04	0.0	0.0	-
10:05	0.0	0.0	10:05	0.0	0.0	-
10:06	0.0	0.0	10:06	0.0	0.0	-
10:07	0.0	0.0	10:07	0.0	0.0	-
10:08	0.0	0.0	10:08	0.0	0.0	-
10:09	0.0	0.0	10:09	0.0	0.0	-
10:10	0.0	0.0	10:10	0.0	0.0	-
10:11	0.0	0.0	10:11	0.0	0.0	-
10:12	0.0	0.0	10:12	0.0	0.0	-
10:13	0.0	0.0	10:13	0.0	0.0	-
10:14	0.0	0.0	10:14	0.0	0.0	-
10:15	0.0	0.0	10:15	0.0	0.0	-
10:16	0.0	0.0	10:16	0.0	0.0	-
10:17	0.0	0.0	10:17	0.0	0.0	-
10:18	0.0	0.0	10:18	0.0	0.0	-
10:19	0.0	0.0	10:19	0.0	0.0	-
10:20	0.0	0.0	10:20	0.0	0.0	-

Grand Union Bowling Alley Site
BCP #360222
150 Westchester Avenue, Port Chester
December 4, 2024

PID DATA						
Upwind			Downwind			Exceeds VOC Alarm Limit
Time	Concentration (ppm)	15-Min Avg Concentration (ppm)	Time	Concentration (ppm)	15-Min Avg Concentration (ppm)	
10:21	0.0	0.0	10:21	0.0	0.0	-
10:22	0.0	0.0	10:22	0.0	0.0	-
10:23	0.0	0.0	10:23	0.0	0.0	-
10:24	0.0	0.0	10:24	0.0	0.0	-
10:25	0.0	0.0	10:25	0.0	0.0	-
10:26	0.0	0.0	10:26	0.0	0.0	-
10:27	0.0	0.0	10:27	0.0	0.0	-
10:28	0.0	0.0	10:28	0.0	0.0	-
10:29	0.0	0.0	10:29	0.0	0.0	-
10:30	0.0	0.0	10:30	0.0	0.0	-
10:31	0.0	0.0	10:31	0.0	0.0	-
10:32	0.0	0.0	10:32	0.0	0.0	-
10:33	0.0	0.0	10:33	0.0	0.0	-
10:34	0.0	0.0	10:34	0.0	0.0	-
10:35	0.0	0.0	10:35	0.0	0.0	-
10:36	0.0	0.0	10:36	0.0	0.0	-
10:37	0.0	0.0	10:37	0.0	0.0	-
10:38	0.0	0.0	10:38	0.0	0.0	-
10:39	0.0	0.0	10:39	0.0	0.0	-
10:40	0.0	0.0	10:40	0.0	0.0	-
10:41	0.0	0.0	10:41	0.0	0.0	-
10:42	0.0	0.0	10:42	0.0	0.0	-
10:43	0.0	0.0	10:43	0.0	0.0	-
10:44	0.0	0.0	10:44	0.0	0.0	-
10:45	0.0	0.0	10:45	0.0	0.0	-
10:46	0.0	0.0	10:46	0.0	0.0	-
10:47	0.0	0.0	10:47	0.0	0.0	-
10:48	0.0	0.0	10:48	0.0	0.0	-
10:49	0.0	0.0	10:49	0.0	0.0	-
10:50	0.0	0.0	10:50	0.0	0.0	-
10:51	0.0	0.0	10:51	0.0	0.0	-
10:52	0.0	0.0	10:52	0.0	0.0	-
10:53	0.0	0.0	10:53	0.0	0.0	-
10:54	0.0	0.0	10:54	0.0	0.0	-
10:55	0.0	0.0	10:55	0.0	0.0	-
10:56	0.0	0.0	10:56	0.0	0.0	-
10:57	0.0	0.0	10:57	0.0	0.0	-
10:58	0.0	0.0	10:58	0.0	0.0	-
10:59	0.0	0.0	10:59	0.0	0.0	-
11:00	0.0	0.0	11:00	0.0	0.0	-
11:01	0.0	0.0	11:01	0.0	0.0	-
11:02	0.0	0.0	11:02	0.0	0.0	-
11:03	0.0	0.0	11:03	0.0	0.0	-
11:04	0.0	0.0	11:04	0.0	0.0	-
11:05	0.0	0.0	11:05	0.0	0.0	-
11:06	0.0	0.0	11:06	0.0	0.0	-
11:07	0.0	0.0	11:07	0.0	0.0	-
11:08	0.0	0.0	11:08	0.0	0.0	-

Grand Union Bowling Alley Site
BCP #360222
150 Westchester Avenue, Port Chester
December 4, 2024

PID DATA						
Upwind			Downwind			
Time	Concentration (ppm)	15-Min Avg Concentration (ppm)	Time	Concentration (ppm)	15-Min Avg Concentration (ppm)	Exceeds VOC Alarm Limit
11:09	0.0	0.0	11:09	0.0	0.0	-
11:10	0.0	0.0	11:10	0.0	0.0	-
11:11	0.0	0.0	11:11	0.0	0.0	-
11:12	0.0	0.0	11:12	0.0	0.0	-
11:13	0.0	0.0	11:13	0.0	0.0	-
11:14	0.0	0.0	11:14	0.0	0.0	-
11:15	0.0	0.0	11:15	0.0	0.0	-
11:16	0.0	0.0	11:16	0.0	0.0	-
11:17	0.0	0.0	11:17	0.0	0.0	-
11:18	0.0	0.0	11:18	0.0	0.0	-
11:19	0.0	0.0	11:19	0.0	0.0	-
11:20	0.0	0.0	11:20	0.0	0.0	-
11:21	0.0	0.0	11:21	0.0	0.0	-
11:22	0.0	0.0	11:22	0.0	0.0	-
11:23	0.0	0.0	11:23	0.0	0.0	-
11:24	0.0	0.0	11:24	0.0	0.0	-

SESI CONSULTING ENGINEERS

959 US-46 Floor 3, Suite 300 - Parsippany-Troy Hills, NJ

DAILY AIR MONITORING REPORT
150 Westchester Avenue
Port Chester, New York

12/05/2024

Rev. No. 0	Page 1 of 2
Project Number: 11895A	
Dust Action Level	150 µg/m^3
VOC Action Level	5 ppm

Weather Data Range for Work Day		Wind Direction	W	Relative Humidity (%)	50.0 - 88.0	Daily Rain Total (in)	0.04	Readings in the summary table and graphs below are the reported downwind concentrations.
Temperature (°F)	36.0 - 41.0	Wind Speed (MPH)	4.0 - 13.0	Barometer (inHg)	29.50 - 29.60	Avg. Dew Point Temp (°F)	28.3	

Station Location	Daily Avg. Dust Concentration (µg/m^3)	Max 15-Min Dust Concentration (µg/m^3)	Time of Max Dust Reading	Daily Avg. VOC Concentration (ppm)	Max 15-Min VOC Concentration (ppm)	Time of Max VOC Reading
Upwind	15.6	34.7	8:52	0.0	0.0	8:40
Downwind	50.8	66.5	9:07	0.0	0.0	8:41

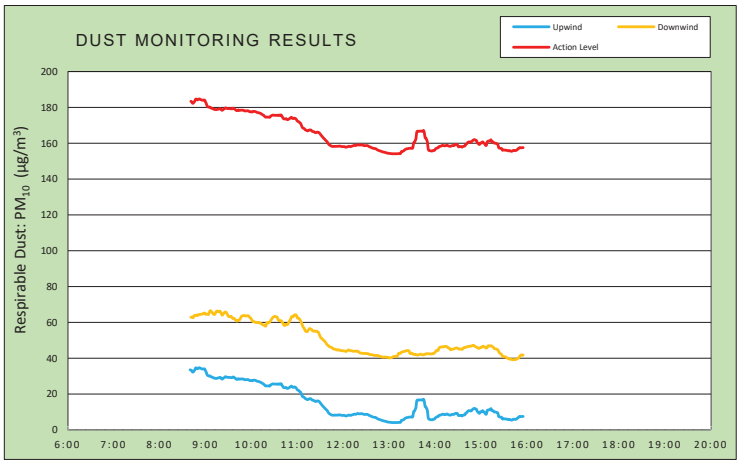

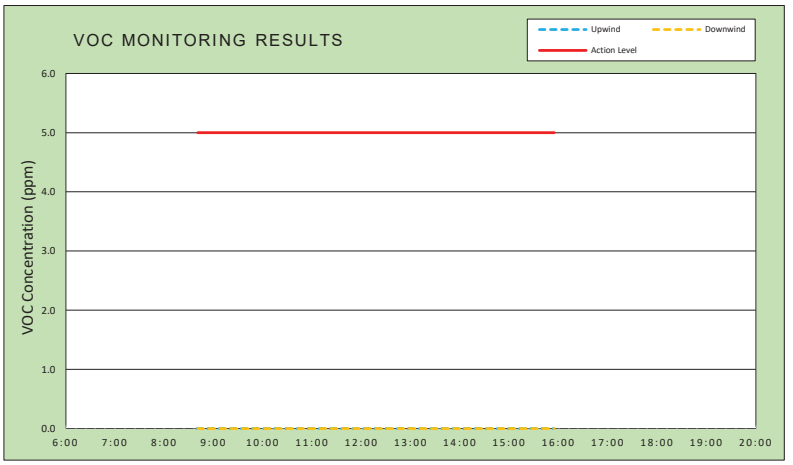

Air Monitoring Notes:

Weather Notes:

EMILCOTT
A Triumvirate Environmental Company

Wind Rose

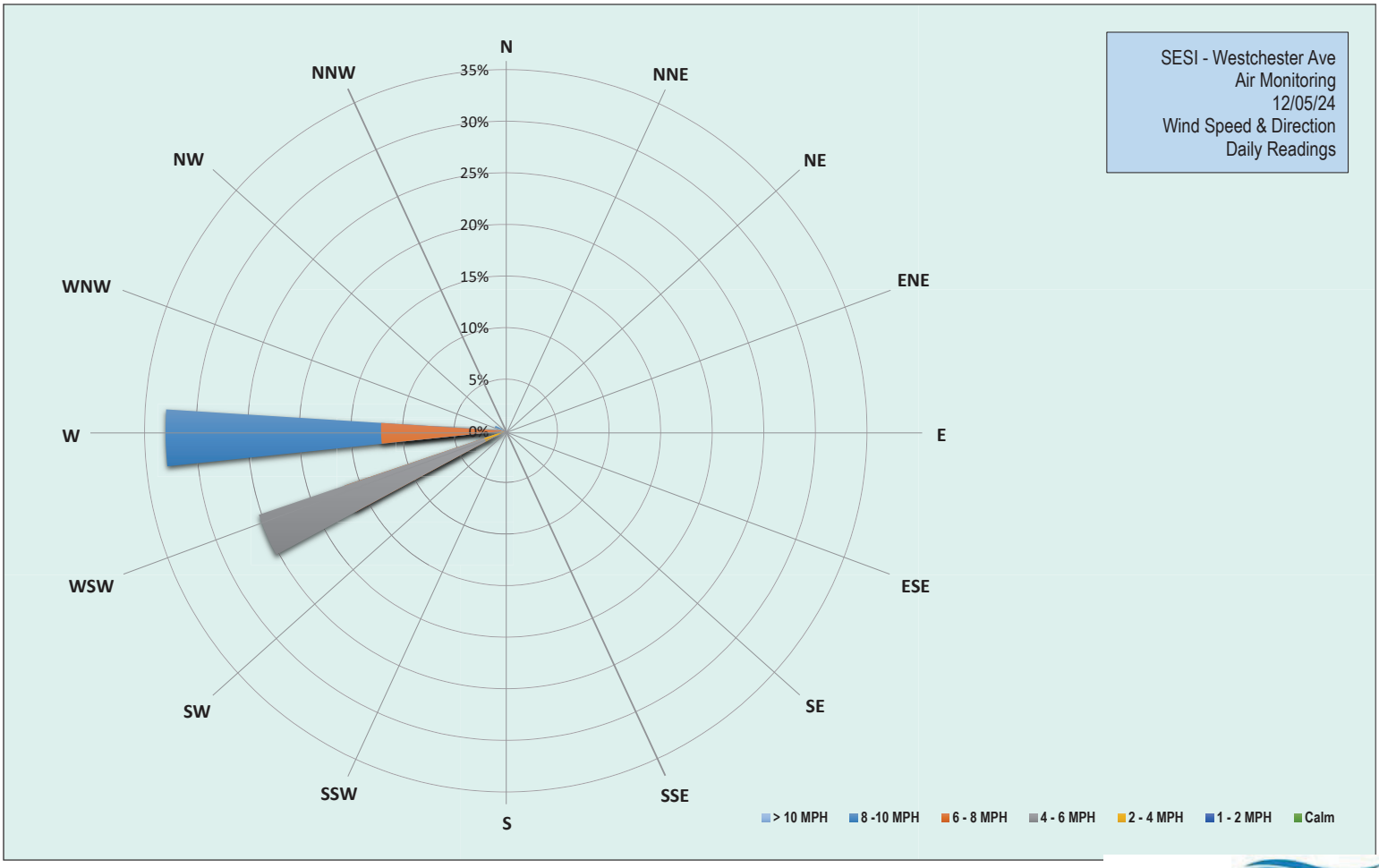

EMILCOTT
A Triumvirate Environmental Company

Grand Union Bowling Alley Site
BCP #360222
150 Westchester Avenue, Port Chester
December 5, 2024

Thursday, December 5, 2024						
Number of Instances Where Downwind Particulates Exceeds Upwind Particulate + 150 =						0
Number of Comparable Data Points =						435
Start Time:						8:25
End Time:						15:55
PARTICULATE DATA						
Upwind			Downwind			Exceeds Particulate Alarm Limit
Time	Concentration (ug/m^3)	15-Min Avg Concentration (ug/m^3)	Time	Concentration (ug/m^3)	15-Min Avg Concentration (ug/m^3)	
8:25	31.0	-	8:25	-	-	-
8:26	35.8	-	8:26	72.7	-	-
8:27	32.8	-	8:27	59.8	-	-
8:28	43.3	-	8:28	62.0	-	-
8:29	36.3	-	8:29	65.0	-	-
8:30	31.0	-	8:30	62.0	-	-
8:31	32.8	-	8:31	59.8	-	-
8:32	29.5	-	8:32	59.8	-	-
8:33	32.3	-	8:33	59.5	-	-
8:34	35.5	-	8:34	60.8	-	-
8:35	33.0	-	8:35	65.5	-	-
8:36	30.5	-	8:36	62.5	-	-
8:37	32.5	-	8:37	66.3	-	-
8:38	34.3	-	8:38	66.0	-	-
8:39	33.3	-	8:39	62.3	-	-
8:40	31.0	33.6	8:40	65.5	-	-
8:41	33.0	33.4	8:41	66.3	62.9	-
8:42	30.0	33.2	8:42	61.5	63.0	-
8:43	31.5	32.4	8:43	61.8	63.0	-
8:44	34.5	32.3	8:44	60.3	62.6	-
8:45	40.5	32.9	8:45	76.3	63.6	-
8:46	39.3	33.4	8:46	64.8	63.9	-
8:47	45.5	34.4	8:47	60.5	64.0	-
8:48	35.8	34.7	8:48	58.3	63.9	-
8:49	29.8	34.3	8:49	65.0	64.2	-
8:50	31.8	34.2	8:50	61.8	63.9	-
8:51	35.3	34.5	8:51	69.0	64.4	-
8:52	35.8	34.7	8:52	67.0	64.4	-
8:53	31.8	34.6	8:53	67.8	64.5	-
8:54	29.3	34.3	8:54	62.0	64.5	-
8:55	29.0	34.2	8:55	67.0	64.6	-
8:56	30.5	34.0	8:56	66.8	64.6	-
8:57	30.8	34.1	8:57	66.3	65.0	-
8:58	31.5	34.1	8:58	63.3	65.1	-
8:59	35.0	34.1	8:59	63.8	65.3	-
9:00	26.5	33.2	9:00	64.8	64.5	-
9:01	26.8	32.3	9:01	67.0	64.7	-
9:02	26.3	31.0	9:02	60.5	64.7	-
9:03	26.8	30.4	9:03	57.3	64.6	-
9:04	26.5	30.2	9:04	61.8	64.4	-
9:05	30.0	30.1	9:05	78.5	65.5	-

Grand Union Bowling Alley Site
BCP #360222
150 Westchester Avenue, Port Chester
December 5, 2024

PARTICULATE DATA						
Upwind			Downwind			Exceeds Particulate Alarm Limit
Time	Concentration (ug/m^3)	15-Min Avg Concentration (ug/m^3)	Time	Concentration (ug/m^3)	15-Min Avg Concentration (ug/m^3)	
9:06	37.3	30.2	9:06	82.5	66.4	-
9:07	29.0	29.8	9:07	68.8	66.5	-
9:08	28.8	29.6	9:08	57.0	65.8	-
9:09	26.0	29.4	9:09	57.8	65.5	-
9:10	28.0	29.3	9:10	57.3	64.9	-
9:11	25.5	29.0	9:11	61.5	64.5	-
9:12	29.5	28.9	9:12	64.8	64.4	-
9:13	31.0	28.9	9:13	73.3	65.1	-
9:14	32.8	28.7	9:14	76.5	65.9	-
9:15	29.0	28.9	9:15	72.0	66.4	-
9:16	28.0	29.0	9:16	62.8	66.1	-
9:17	27.3	29.0	9:17	57.8	66.0	-
9:18	29.8	29.2	9:18	60.8	66.2	-
9:19	28.3	29.3	9:19	63.5	66.3	-
9:20	27.5	29.2	9:20	69.8	65.7	-
9:21	27.5	28.5	9:21	66.3	64.6	-
9:22	28.0	28.5	9:22	60.0	64.1	-
9:23	32.5	28.7	9:23	65.0	64.6	-
9:24	31.5	29.1	9:24	66.0	65.1	-
9:25	31.8	29.3	9:25	64.3	65.6	-
9:26	31.3	29.7	9:26	64.8	65.8	-
9:27	28.5	29.6	9:27	62.5	65.7	-
9:28	27.8	29.4	9:28	63.0	65.0	-
9:29	32.0	29.4	9:29	65.3	64.2	-
9:30	28.5	29.3	9:30	60.0	63.4	-
9:31	27.5	29.3	9:31	60.5	63.3	-
9:32	27.0	29.3	9:32	57.5	63.3	-
9:33	29.5	29.3	9:33	62.8	63.4	-
9:34	27.3	29.2	9:34	61.3	63.3	-
9:35	27.8	29.2	9:35	59.0	62.5	-
9:36	32.3	29.5	9:36	60.5	62.2	-
9:37	27.5	29.5	9:37	63.5	62.4	-
9:38	26.8	29.1	9:38	59.3	62.0	-
9:39	27.0	28.8	9:39	58.0	61.5	-
9:40	26.3	28.5	9:40	59.3	61.1	-
9:41	27.5	28.2	9:41	59.0	60.8	-
9:42	30.3	28.3	9:42	66.3	61.0	-
9:43	32.8	28.7	9:43	66.8	61.3	-
9:44	27.8	28.4	9:44	63.0	61.1	-
9:45	28.3	28.4	9:45	71.5	61.9	-
9:46	29.0	28.5	9:46	69.3	62.5	-
9:47	27.3	28.5	9:47	70.5	63.3	-
9:48	29.0	28.4	9:48	68.0	63.7	-
9:49	27.5	28.5	9:49	62.3	63.7	-
9:50	26.5	28.4	9:50	60.8	63.9	-
9:51	27.5	28.1	9:51	60.8	63.9	-
9:52	27.5	28.1	9:52	60.3	63.7	-
9:53	26.5	28.0	9:53	57.8	63.6	-

Grand Union Bowling Alley Site
BCP #360222
150 Westchester Avenue, Port Chester
December 5, 2024

PARTICULATE DATA						
Upwind			Downwind			Exceeds Particulate Alarm Limit
Time	Concentration (ug/m^3)	15-Min Avg Concentration (ug/m^3)	Time	Concentration (ug/m^3)	15-Min Avg Concentration (ug/m^3)	
9:54	28.0	28.1	9:54	59.8	63.7	-
9:55	26.8	28.1	9:55	60.0	63.7	-
9:56	26.5	28.1	9:56	59.8	63.8	-
9:57	26.8	27.8	9:57	60.0	63.4	-
9:58	28.3	27.5	9:58	57.3	62.7	-
9:59	28.3	27.6	9:59	59.8	62.5	-
10:00	28.8	27.6	10:00	61.3	61.8	-
10:01	25.8	27.4	10:01	59.0	61.1	-
10:02	31.5	27.7	10:02	60.5	60.5	-
10:03	30.8	27.8	10:03	68.0	60.5	-
10:04	27.3	27.8	10:04	60.8	60.4	-
10:05	25.3	27.7	10:05	57.5	60.2	-
10:06	25.3	27.5	10:06	57.8	60.0	-
10:07	24.0	27.3	10:07	61.8	60.1	-
10:08	24.3	27.2	10:08	56.3	60.0	-
10:09	26.3	27.0	10:09	58.0	59.8	-
10:10	26.3	27.0	10:10	63.0	60.0	-
10:11	23.3	26.8	10:11	55.8	59.8	-
10:12	25.0	26.7	10:12	55.3	59.5	-
10:13	23.8	26.4	10:13	55.5	59.3	-
10:14	24.8	26.1	10:14	54.5	59.0	-
10:15	23.8	25.8	10:15	57.3	58.7	-
10:16	23.3	25.6	10:16	57.3	58.6	-
10:17	24.5	25.2	10:17	59.0	58.5	-
10:18	24.0	24.7	10:18	60.3	58.0	-
10:19	25.0	24.6	10:19	61.5	58.0	-
10:20	26.3	24.6	10:20	81.5	59.6	-
10:21	24.3	24.6	10:21	63.8	60.0	-
10:22	24.0	24.6	10:22	57.3	59.7	-
10:23	24.5	24.6	10:23	58.5	59.9	-
10:24	24.0	24.4	10:24	63.3	60.2	-
10:25	34.5	25.0	10:25	71.5	60.8	-
10:26	28.3	25.3	10:26	67.0	61.6	-
10:27	28.5	25.6	10:27	63.5	62.1	-
10:28	26.0	25.7	10:28	65.3	62.8	-
10:29	24.3	25.7	10:29	59.5	63.1	-
10:30	22.5	25.6	10:30	60.3	63.3	-
10:31	23.5	25.6	10:31	58.0	63.3	-
10:32	24.3	25.6	10:32	57.0	63.2	-
10:33	24.5	25.6	10:33	58.8	63.1	-
10:34	23.5	25.5	10:34	56.0	62.7	-
10:35	26.0	25.5	10:35	63.0	61.5	-
10:36	28.0	25.8	10:36	58.5	61.2	-
10:37	21.0	25.6	10:37	54.3	61.0	-
10:38	26.5	25.7	10:38	58.0	60.9	-
10:39	25.8	25.8	10:39	64.8	61.0	-
10:40	23.3	25.1	10:40	62.5	60.4	-
10:41	17.8	24.4	10:41	54.3	59.6	-

Grand Union Bowling Alley Site
BCP #360222
150 Westchester Avenue, Port Chester
December 5, 2024

PARTICULATE DATA						
Upwind			Downwind			Exceeds Particulate Alarm Limit
Time	Concentration (ug/m^3)	15-Min Avg Concentration (ug/m^3)	Time	Concentration (ug/m^3)	15-Min Avg Concentration (ug/m^3)	
10:42	19.3	23.7	10:42	53.5	58.9	-
10:43	23.8	23.6	10:43	57.5	58.4	-
10:44	23.5	23.5	10:44	58.5	58.3	-
10:45	25.8	23.8	10:45	70.0	59.0	-
10:46	19.8	23.5	10:46	56.5	58.9	-
10:47	19.0	23.2	10:47	54.5	58.7	-
10:48	26.3	23.3	10:48	68.3	59.3	-
10:49	27.0	23.5	10:49	65.5	60.0	-
10:50	30.3	23.8	10:50	77.0	60.9	-
10:51	31.8	24.0	10:51	67.5	61.5	-
10:52	28.0	24.5	10:52	73.0	62.8	-
10:53	22.5	24.2	10:53	67.0	63.4	-
10:54	19.5	23.8	10:54	61.8	63.2	-
10:55	23.0	23.8	10:55	65.3	63.3	-
10:56	21.3	24.0	10:56	65.3	64.1	-
10:57	17.0	23.9	10:57	56.3	64.3	-
10:58	20.3	23.7	10:58	56.8	64.2	-
10:59	16.0	23.2	10:59	53.3	63.9	-
11:00	15.3	22.5	11:00	51.8	62.6	-
11:01	15.3	22.2	11:01	52.3	62.4	-
11:02	16.8	22.0	11:02	54.8	62.4	-
11:03	18.0	21.5	11:03	59.3	61.8	-
11:04	23.8	21.2	11:04	57.8	61.3	-
11:05	19.0	20.5	11:05	61.0	60.2	-
11:06	15.0	19.4	11:06	54.5	59.3	-
11:07	16.8	18.6	11:07	53.3	58.0	-
11:08	19.3	18.4	11:08	55.0	57.2	-
11:09	16.3	18.2	11:09	55.5	56.8	-
11:10	16.5	17.8	11:10	50.0	55.8	-
11:11	15.0	17.3	11:11	54.0	55.0	-
11:12	15.8	17.3	11:12	55.8	55.0	-
11:13	15.5	16.9	11:13	54.5	54.8	-
11:14	16.5	17.0	11:14	64.3	55.6	-
11:15	19.3	17.2	11:15	58.8	56.0	-
11:16	18.3	17.4	11:16	60.3	56.6	-
11:17	16.3	17.4	11:17	53.3	56.5	-
11:18	17.3	17.4	11:18	55.5	56.2	-
11:19	16.5	16.9	11:19	54.0	56.0	-
11:20	14.5	16.6	11:20	51.3	55.3	-
11:21	14.8	16.6	11:21	51.5	55.1	-
11:22	14.0	16.4	11:22	55.3	55.3	-
11:23	14.0	16.0	11:23	53.3	55.1	-
11:24	14.5	15.9	11:24	52.5	54.9	-
11:25	18.3	16.0	11:25	53.3	55.2	-
11:26	17.8	16.2	11:26	51.0	55.0	-
11:27	14.8	16.1	11:27	51.8	54.7	-
11:28	13.8	16.0	11:28	47.3	54.2	-
11:29	10.8	15.6	11:29	46.8	53.0	-

Grand Union Bowling Alley Site
BCP #360222
150 Westchester Avenue, Port Chester
December 5, 2024

PARTICULATE DATA						
Upwind			Downwind			Exceeds Particulate Alarm Limit
Time	Concentration (ug/m^3)	15-Min Avg Concentration (ug/m^3)	Time	Concentration (ug/m^3)	15-Min Avg Concentration (ug/m^3)	
11:30	11.8	15.1	11:30	45.3	52.1	-
11:31	9.0	14.5	11:31	46.8	51.2	-
11:32	9.3	14.1	11:32	51.8	51.1	-
11:33	9.3	13.5	11:33	49.3	50.7	-
11:34	8.8	13.0	11:34	45.5	50.2	-
11:35	8.5	12.6	11:35	46.0	49.8	-
11:36	7.8	12.1	11:36	46.8	49.5	-
11:37	7.0	11.7	11:37	45.3	48.8	-
11:38	8.0	11.3	11:38	43.3	48.2	-
11:39	8.3	10.9	11:39	44.0	47.6	-
11:40	7.5	10.1	11:40	47.5	47.2	-
11:41	8.0	9.5	11:41	47.0	46.9	-
11:42	8.5	9.1	11:42	44.0	46.4	-
11:43	9.5	8.8	11:43	46.0	46.3	-
11:44	7.8	8.6	11:44	43.3	46.1	-
11:45	8.0	8.3	11:45	43.5	46.0	-
11:46	7.5	8.2	11:46	43.0	45.7	-
11:47	8.8	8.2	11:47	45.0	45.3	-
11:48	10.3	8.3	11:48	47.3	45.2	-
11:49	9.0	8.3	11:49	44.3	45.1	-
11:50	8.0	8.3	11:50	45.0	45.0	-
11:51	8.0	8.3	11:51	42.3	44.7	-
11:52	7.8	8.3	11:52	44.3	44.6	-
11:53	7.3	8.3	11:53	43.3	44.6	-
11:54	9.8	8.4	11:54	46.5	44.8	-
11:55	8.0	8.4	11:55	44.3	44.6	-
11:56	7.5	8.4	11:56	43.5	44.4	-
11:57	7.0	8.3	11:57	44.0	44.4	-
11:58	7.5	8.1	11:58	45.0	44.3	-
11:59	7.8	8.1	11:59	42.8	44.3	-
12:00	7.8	8.1	12:00	41.8	44.1	-
12:01	8.0	8.2	12:01	42.5	44.1	-
12:02	7.0	8.0	12:02	44.3	44.1	-
12:03	7.3	7.8	12:03	44.0	43.8	-
12:04	8.8	7.8	12:04	44.5	43.9	-
12:05	10.5	8.0	12:05	49.3	44.1	-
12:06	9.3	8.1	12:06	47.0	44.5	-
12:07	10.8	8.3	12:07	46.5	44.6	-
12:08	7.5	8.3	12:08	42.3	44.5	-
12:09	7.5	8.1	12:09	41.5	44.2	-
12:10	8.5	8.2	12:10	44.0	44.2	-
12:11	9.8	8.3	12:11	43.3	44.2	-
12:12	9.5	8.5	12:12	43.0	44.1	-
12:13	9.0	8.6	12:13	41.8	43.9	-
12:14	10.5	8.8	12:14	43.0	43.9	-
12:15	8.5	8.8	12:15	42.8	44.0	-
12:16	6.5	8.7	12:16	43.8	44.1	-
12:17	8.8	8.8	12:17	42.5	43.9	-

Grand Union Bowling Alley Site
BCP #360222
150 Westchester Avenue, Port Chester
December 5, 2024

PARTICULATE DATA						
Upwind			Downwind			Exceeds Particulate Alarm Limit
Time	Concentration (ug/m^3)	15-Min Avg Concentration (ug/m^3)	Time	Concentration (ug/m^3)	15-Min Avg Concentration (ug/m^3)	
12:18	10.5	9.1	12:18	43.3	43.9	-
12:19	11.0	9.2	12:19	46.0	44.0	-
12:20	8.0	9.0	12:20	43.8	43.6	-
12:21	9.0	9.0	12:21	40.8	43.2	-
12:22	10.5	9.0	12:22	43.0	43.0	-
12:23	8.3	9.1	12:23	41.3	42.9	-
12:24	8.3	9.1	12:24	41.3	42.9	-
12:25	7.0	9.0	12:25	41.8	42.7	-
12:26	7.8	8.9	12:26	42.3	42.7	-
12:27	7.0	8.7	12:27	43.8	42.7	-
12:28	8.8	8.7	12:28	41.3	42.7	-
12:29	10.3	8.7	12:29	43.3	42.7	-
12:30	8.8	8.7	12:30	43.3	42.7	-
12:31	7.3	8.7	12:31	41.3	42.6	-
12:32	7.0	8.6	12:32	42.8	42.6	-
12:33	6.8	8.4	12:33	42.3	42.5	-
12:34	6.8	8.1	12:34	40.8	42.2	-
12:35	6.0	8.0	12:35	41.5	42.0	-
12:36	6.3	7.8	12:36	42.5	42.1	-
12:37	6.5	7.5	12:37	40.8	42.0	-
12:38	6.3	7.4	12:38	40.3	41.9	-
12:39	6.0	7.2	12:39	40.0	41.8	-
12:40	5.8	7.1	12:40	39.5	41.7	-
12:41	5.8	7.0	12:41	41.0	41.6	-
12:42	7.3	7.0	12:42	43.3	41.6	-
12:43	5.3	6.8	12:43	42.8	41.7	-
12:44	5.8	6.5	12:44	41.5	41.6	-
12:45	4.5	6.2	12:45	43.0	41.5	-
12:46	4.8	6.0	12:46	40.5	41.5	-
12:47	4.8	5.9	12:47	38.8	41.2	-
12:48	4.8	5.8	12:48	39.5	41.0	-
12:49	4.0	5.6	12:49	39.8	41.0	-
12:50	4.0	5.4	12:50	39.8	40.9	-
12:51	4.3	5.3	12:51	39.3	40.6	-
12:52	4.0	5.1	12:52	40.0	40.6	-
12:53	4.5	5.0	12:53	40.8	40.6	-
12:54	5.3	5.0	12:54	39.8	40.6	-
12:55	3.5	4.8	12:55	40.8	40.7	-
12:56	4.8	4.8	12:56	40.5	40.7	-
12:57	4.0	4.5	12:57	41.3	40.5	-
12:58	4.5	4.5	12:58	43.3	40.6	-
12:59	4.0	4.4	12:59	40.5	40.5	-
13:00	3.8	4.3	13:00	39.0	40.2	-
13:01	4.3	4.3	13:01	40.5	40.2	-
13:02	4.0	4.2	13:02	40.0	40.3	-
13:03	3.8	4.2	13:03	40.5	40.4	-
13:04	3.8	4.2	13:04	42.0	40.5	-
13:05	3.5	4.1	13:05	43.5	40.8	-

Grand Union Bowling Alley Site
BCP #360222
150 Westchester Avenue, Port Chester
December 5, 2024

PARTICULATE DATA						
Upwind			Downwind			Exceeds Particulate Alarm Limit
Time	Concentration (ug/m^3)	15-Min Avg Concentration (ug/m^3)	Time	Concentration (ug/m^3)	15-Min Avg Concentration (ug/m^3)	
13:06	4.3	4.1	13:06	42.5	41.0	-
13:07	4.3	4.1	13:07	41.0	41.1	-
13:08	4.8	4.2	13:08	40.5	41.0	-
13:09	4.8	4.1	13:09	41.3	41.1	-
13:10	3.8	4.1	13:10	39.8	41.1	-
13:11	5.0	4.2	13:11	44.3	41.3	-
13:12	4.8	4.2	13:12	59.8	42.6	-
13:13	4.5	4.2	13:13	47.3	42.8	-
13:14	3.8	4.2	13:14	39.5	42.8	-
13:15	6.0	4.3	13:15	40.5	42.9	-
13:16	19.8	5.4	13:16	48.5	43.4	-
13:17	4.8	5.4	13:17	41.5	43.5	-
13:18	6.3	5.6	13:18	44.0	43.7	-
13:19	6.5	5.8	13:19	42.3	43.7	-
13:20	9.8	6.2	13:20	45.5	43.9	-
13:21	9.5	6.5	13:21	44.3	44.0	-
13:22	7.3	6.7	13:22	43.5	44.2	-
13:23	7.3	6.9	13:23	42.8	44.3	-
13:24	5.0	6.9	13:24	40.0	44.2	-
13:25	5.8	7.1	13:25	40.8	44.3	-
13:26	6.3	7.1	13:26	41.0	44.1	-
13:27	5.0	7.2	13:27	41.3	42.8	-
13:28	5.8	7.2	13:28	44.5	42.7	-
13:29	4.3	7.3	13:29	42.5	42.9	-
13:30	3.8	7.1	13:30	40.0	42.8	-
13:31	26.3	7.6	13:31	40.0	42.3	-
13:32	46.5	10.3	13:32	42.0	42.3	-
13:33	7.5	10.4	13:33	41.3	42.1	-
13:34	22.8	11.5	13:34	45.3	42.3	-
13:35	25.0	12.5	13:35	41.3	42.0	-
13:36	63.5	16.1	13:36	42.8	41.9	-
13:37	16.8	16.8	13:37	41.8	41.8	-
13:38	5.3	16.6	13:38	43.0	41.8	-
13:39	6.5	16.7	13:39	43.5	42.1	-
13:40	5.8	16.7	13:40	42.5	42.2	-
13:41	7.3	16.8	13:41	42.5	42.3	-
13:42	4.8	16.8	13:42	41.0	42.3	-
13:43	4.0	16.7	13:43	40.5	42.0	-
13:44	7.8	16.9	13:44	41.0	41.9	-
13:45	7.3	17.1	13:45	41.5	42.0	-
13:46	5.5	15.7	13:46	42.8	42.2	-
13:47	5.3	13.0	13:47	42.0	42.2	-
13:48	6.0	12.9	13:48	47.3	42.6	-
13:49	8.0	11.9	13:49	44.3	42.5	-
13:50	5.8	10.6	13:50	41.5	42.5	-
13:51	5.8	6.8	13:51	42.8	42.5	-
13:52	5.0	6.0	13:52	42.3	42.6	-
13:53	4.3	5.9	13:53	41.3	42.4	-

Grand Union Bowling Alley Site
BCP #360222
150 Westchester Avenue, Port Chester
December 5, 2024

PARTICULATE DATA						
Upwind			Downwind			Exceeds Particulate Alarm Limit
Time	Concentration (ug/m^3)	15-Min Avg Concentration (ug/m^3)	Time	Concentration (ug/m^3)	15-Min Avg Concentration (ug/m^3)	
13:54	4.3	5.8	13:54	43.0	42.4	-
13:55	4.8	5.7	13:55	43.0	42.4	-
13:56	6.3	5.6	13:56	42.0	42.4	-
13:57	8.0	5.9	13:57	44.8	42.7	-
13:58	6.3	6.0	13:58	40.8	42.7	-
13:59	7.3	6.0	13:59	43.3	42.8	-
14:00	15.3	6.5	14:00	50.5	43.4	-
14:01	13.0	7.0	14:01	49.8	43.9	-
14:02	8.3	7.2	14:02	50.0	44.4	-
14:03	9.3	7.4	14:03	44.3	44.2	-
14:04	8.5	7.5	14:04	47.0	44.4	-
14:05	15.0	8.1	14:05	60.5	45.7	-
14:06	8.5	8.3	14:06	48.0	46.0	-
14:07	5.8	8.3	14:07	44.5	46.2	-
14:08	6.0	8.4	14:08	43.8	46.3	-
14:09	9.0	8.7	14:09	42.3	46.3	-
14:10	5.5	8.8	14:10	44.3	46.4	-
14:11	5.0	8.7	14:11	45.0	46.6	-
14:12	5.8	8.6	14:12	42.3	46.4	-
14:13	7.5	8.6	14:13	43.3	46.6	-
14:14	6.8	8.6	14:14	45.0	46.7	-
14:15	19.0	8.9	14:15	48.3	46.5	-
14:16	12.5	8.8	14:16	46.0	46.3	-
14:17	4.8	8.6	14:17	43.0	45.8	-
14:18	6.8	8.4	14:18	42.3	45.7	-
14:19	7.3	8.3	14:19	45.8	45.6	-
14:20	13.8	8.3	14:20	47.8	44.8	-
14:21	11.8	8.5	14:21	49.5	44.9	-
14:22	7.5	8.6	14:22	47.0	45.0	-
14:23	8.8	8.8	14:23	45.3	45.1	-
14:24	7.3	8.7	14:24	43.3	45.2	-
14:25	7.5	8.8	14:25	46.8	45.4	-
14:26	10.0	9.1	14:26	47.3	45.5	-
14:27	7.8	9.3	14:27	45.3	45.7	-
14:28	7.5	9.3	14:28	44.0	45.8	-
14:29	6.5	9.2	14:29	45.0	45.8	-
14:30	6.3	8.4	14:30	43.8	45.5	-
14:31	6.0	8.0	14:31	41.5	45.2	-
14:32	7.5	8.1	14:32	42.5	45.1	-
14:33	6.5	8.1	14:33	44.3	45.3	-
14:34	6.8	8.1	14:34	43.8	45.1	-
14:35	9.5	7.8	14:35	45.5	45.0	-
14:36	16.0	8.1	14:36	53.0	45.2	-
14:37	10.0	8.3	14:37	55.0	45.7	-
14:38	11.5	8.4	14:38	48.5	46.0	-
14:39	7.8	8.5	14:39	45.0	46.1	-
14:40	20.8	9.4	14:40	46.3	46.0	-
14:41	13.3	9.6	14:41	52.0	46.4	-

Grand Union Bowling Alley Site
BCP #360222
150 Westchester Avenue, Port Chester
December 5, 2024

PARTICULATE DATA						
Upwind			Downwind			Exceeds Particulate Alarm Limit
Time	Concentration (ug/m^3)	15-Min Avg Concentration (ug/m^3)	Time	Concentration (ug/m^3)	15-Min Avg Concentration (ug/m^3)	
14:42	15.0	10.1	14:42	46.0	46.4	-
14:43	14.8	10.5	14:43	45.5	46.5	-
14:44	9.5	10.7	14:44	48.0	46.7	-
14:45	6.0	10.7	14:45	43.0	46.7	-
14:46	5.8	10.7	14:46	43.0	46.8	-
14:47	5.3	10.6	14:47	42.5	46.8	-
14:48	13.8	11.0	14:48	47.0	46.9	-
14:49	13.3	11.5	14:49	46.0	47.1	-
14:50	14.3	11.8	14:50	48.5	47.3	-
14:51	19.5	12.0	14:51	49.5	47.1	-
14:52	8.8	11.9	14:52	48.5	46.6	-
14:53	7.3	11.7	14:53	46.0	46.5	-
14:54	6.0	11.5	14:54	41.8	46.2	-
14:55	4.5	10.5	14:55	43.3	46.0	-
14:56	5.8	10.0	14:56	46.5	45.7	-
14:57	8.8	9.5	14:57	43.3	45.5	-
14:58	11.0	9.3	14:58	50.8	45.8	-
14:59	21.8	10.1	14:59	47.5	45.8	-
15:00	6.5	10.1	15:00	47.8	46.1	-
15:01	6.5	10.2	15:01	43.3	46.1	-
15:02	14.3	10.8	15:02	50.3	46.7	-
15:03	7.5	10.4	15:03	47.8	46.7	-
15:04	6.8	9.9	15:04	42.8	46.5	-
15:05	8.0	9.5	15:05	43.3	46.1	-
15:06	9.0	8.8	15:06	46.3	45.9	-
15:07	9.3	8.9	15:07	44.8	45.7	-
15:08	35.5	10.7	15:08	51.8	46.1	-
15:09	11.3	11.1	15:09	54.3	46.9	-
15:10	6.5	11.2	15:10	44.8	47.0	-
15:11	6.3	11.3	15:11	44.3	46.8	-
15:12	9.5	11.3	15:12	45.3	47.0	-
15:13	20.5	11.9	15:13	51.3	47.0	-
15:14	5.3	10.8	15:14	43.8	46.8	-
15:15	5.3	10.8	15:15	43.0	46.4	-
15:16	5.5	10.7	15:16	40.3	46.2	-
15:17	5.8	10.1	15:17	40.0	45.6	-
15:18	6.3	10.0	15:18	43.8	45.3	-
15:19	6.0	10.0	15:19	42.5	45.3	-
15:20	5.8	9.8	15:20	41.5	45.2	-
15:21	6.8	9.7	15:21	42.8	44.9	-
15:22	5.5	9.4	15:22	40.5	44.6	-
15:23	7.0	7.5	15:23	40.3	43.9	-
15:24	7.8	7.3	15:24	42.3	43.1	-
15:25	4.8	7.2	15:25	39.5	42.7	-
15:26	5.5	7.1	15:26	39.3	42.4	-
15:27	7.8	7.0	15:27	40.5	42.1	-
15:28	6.5	6.1	15:28	38.5	41.2	-
15:29	7.3	6.2	15:29	39.8	41.0	-

Grand Union Bowling Alley Site
BCP #360222
150 Westchester Avenue, Port Chester
December 5, 2024

PARTICULATE DATA						
Upwind			Downwind			Exceeds Particulate Alarm Limit
Time	Concentration (ug/m^3)	15-Min Avg Concentration (ug/m^3)	Time	Concentration (ug/m^3)	15-Min Avg Concentration (ug/m^3)	
15:30	5.5	6.2	15:30	41.0	40.8	-
15:31	4.8	6.2	15:31	40.3	40.8	-
15:32	4.0	6.1	15:32	40.0	40.8	-
15:33	7.0	6.1	15:33	38.5	40.5	-
15:34	4.0	6.0	15:34	39.0	40.2	-
15:35	4.3	5.9	15:35	38.0	40.0	-
15:36	4.0	5.7	15:36	38.0	39.7	-
15:37	9.0	5.9	15:37	39.8	39.6	-
15:38	4.8	5.8	15:38	39.0	39.6	-
15:39	4.5	5.6	15:39	41.0	39.5	-
15:40	4.0	5.5	15:40	37.0	39.3	-
15:41	7.8	5.7	15:41	37.8	39.2	-
15:42	12.0	6.0	15:42	40.3	39.2	-
15:43	8.3	6.1	15:43	40.5	39.3	-
15:44	4.0	5.9	15:44	38.5	39.2	-
15:45	6.8	5.9	15:45	42.0	39.3	-
15:46	6.5	6.1	15:46	41.8	39.4	-
15:47	7.3	6.3	15:47	44.5	39.7	-
15:48	15.5	6.8	15:48	42.5	40.0	-
15:49	6.0	7.0	15:49	40.3	40.1	-
15:50	11.8	7.5	15:50	48.8	40.8	-
15:51	5.5	7.6	15:51	47.0	41.4	-
15:52	7.0	7.4	15:52	44.0	41.7	-
15:53	5.8	7.5	15:53	43.8	42.0	-
15:54	4.8	7.5	15:54	37.8	41.8	-
15:55	4.5	7.6	15:55	37.5	41.8	-

Grand Union Bowling Alley Site
BCP #360222
150 Westchester Avenue, Port Chester
December 5, 2024

Thursday, December 5, 2024						
Number of Instances Where Downwind VOCs Exceeds Upwind VOCs + 5 =						0
Number of Comparable Data Points =						435
Start Time:						8:25
End Time:						15:55
PID DATA						
Upwind			Downwind			
Time	Concentration (ppm)	15-Min Avg Concentration (ppm)	Time	Concentration (ppm)	15-Min Avg Concentration (ppm)	Exceeds VOC Alarm Limit
8:25	0.0	-	8:25	-	-	-
8:26	0.0	-	8:26	0.0	-	-
8:27	0.0	-	8:27	0.0	-	-
8:28	0.0	-	8:28	0.0	-	-
8:29	0.0	-	8:29	0.0	-	-
8:30	0.0	-	8:30	0.0	-	-
8:31	0.0	-	8:31	0.0	-	-
8:32	0.0	-	8:32	0.0	-	-
8:33	0.0	-	8:33	0.0	-	-
8:34	0.0	-	8:34	0.0	-	-
8:35	0.0	-	8:35	0.0	-	-
8:36	0.0	-	8:36	0.0	-	-
8:37	0.0	-	8:37	0.0	-	-
8:38	0.0	-	8:38	0.0	-	-
8:39	0.0	-	8:39	0.0	-	-
8:40	0.0	0.0	8:40	0.0	-	-
8:41	0.0	0.0	8:41	0.0	0.0	-
8:42	0.0	0.0	8:42	0.0	0.0	-
8:43	0.0	0.0	8:43	0.0	0.0	-
8:44	0.0	0.0	8:44	0.0	0.0	-
8:45	0.0	0.0	8:45	0.0	0.0	-
8:46	0.0	0.0	8:46	0.0	0.0	-
8:47	0.0	0.0	8:47	0.0	0.0	-
8:48	0.0	0.0	8:48	0.0	0.0	-
8:49	0.0	0.0	8:49	0.0	0.0	-
8:50	0.0	0.0	8:50	0.0	0.0	-
8:51	0.0	0.0	8:51	0.0	0.0	-
8:52	0.0	0.0	8:52	0.0	0.0	-
8:53	0.0	0.0	8:53	0.0	0.0	-
8:54	0.0	0.0	8:54	0.0	0.0	-
8:55	0.0	0.0	8:55	0.0	0.0	-
8:56	0.0	0.0	8:56	0.0	0.0	-
8:57	0.0	0.0	8:57	0.0	0.0	-
8:58	0.0	0.0	8:58	0.0	0.0	-
8:59	0.0	0.0	8:59	0.0	0.0	-
9:00	0.0	0.0	9:00	0.0	0.0	-
9:01	0.0	0.0	9:01	0.0	0.0	-
9:02	0.0	0.0	9:02	0.0	0.0	-
9:03	0.0	0.0	9:03	0.0	0.0	-
9:04	0.0	0.0	9:04	0.0	0.0	-
9:05	0.0	0.0	9:05	0.0	0.0	-
9:06	0.0	0.0	9:06	0.0	0.0	-

Grand Union Bowling Alley Site
BCP #360222
150 Westchester Avenue, Port Chester
December 5, 2024

PID DATA						
Upwind			Downwind			
Time	Concentration (ppm)	15-Min Avg Concentration (ppm)	Time	Concentration (ppm)	15-Min Avg Concentration (ppm)	Exceeds VOC Alarm Limit
9:07	0.0	0.0	9:07	0.0	0.0	-
9:08	0.0	0.0	9:08	0.0	0.0	-
9:09	0.0	0.0	9:09	0.0	0.0	-
9:10	0.0	0.0	9:10	0.0	0.0	-
9:11	0.0	0.0	9:11	0.0	0.0	-
9:12	0.0	0.0	9:12	0.0	0.0	-
9:13	0.0	0.0	9:13	0.0	0.0	-
9:14	0.0	0.0	9:14	0.0	0.0	-
9:15	0.0	0.0	9:15	0.0	0.0	-
9:16	0.0	0.0	9:16	0.0	0.0	-
9:17	0.0	0.0	9:17	0.0	0.0	-
9:18	0.0	0.0	9:18	0.0	0.0	-
9:19	0.0	0.0	9:19	0.0	0.0	-
9:20	0.0	0.0	9:20	0.0	0.0	-
9:21	0.0	0.0	9:21	0.0	0.0	-
9:22	0.0	0.0	9:22	0.0	0.0	-
9:23	0.0	0.0	9:23	0.0	0.0	-
9:24	0.0	0.0	9:24	0.0	0.0	-
9:25	0.0	0.0	9:25	0.0	0.0	-
9:26	0.0	0.0	9:26	0.0	0.0	-
9:27	0.0	0.0	9:27	0.0	0.0	-
9:28	0.0	0.0	9:28	0.0	0.0	-
9:29	0.0	0.0	9:29	0.0	0.0	-
9:30	0.0	0.0	9:30	0.0	0.0	-
9:31	0.0	0.0	9:31	0.0	0.0	-
9:32	0.0	0.0	9:32	0.0	0.0	-
9:33	0.0	0.0	9:33	0.0	0.0	-
9:34	0.0	0.0	9:34	0.0	0.0	-
9:35	0.0	0.0	9:35	0.0	0.0	-
9:36	0.0	0.0	9:36	0.0	0.0	-
9:37	0.0	0.0	9:37	0.0	0.0	-
9:38	0.0	0.0	9:38	0.0	0.0	-
9:39	0.0	0.0	9:39	0.0	0.0	-
9:40	0.0	0.0	9:40	0.0	0.0	-
9:41	0.0	0.0	9:41	0.0	0.0	-
9:42	0.0	0.0	9:42	0.0	0.0	-
9:43	0.0	0.0	9:43	0.0	0.0	-
9:44	0.0	0.0	9:44	0.0	0.0	-
9:45	0.0	0.0	9:45	0.0	0.0	-
9:46	0.0	0.0	9:46	0.0	0.0	-
9:47	0.0	0.0	9:47	0.0	0.0	-
9:48	0.0	0.0	9:48	0.0	0.0	-
9:49	0.0	0.0	9:49	0.0	0.0	-
9:50	0.0	0.0	9:50	0.0	0.0	-
9:51	0.0	0.0	9:51	0.0	0.0	-
9:52	0.0	0.0	9:52	0.0	0.0	-
9:53	0.0	0.0	9:53	0.0	0.0	-
9:54	0.0	0.0	9:54	0.0	0.0	-

Grand Union Bowling Alley Site
BCP #360222
150 Westchester Avenue, Port Chester
December 5, 2024

PID DATA						
Upwind			Downwind			
Time	Concentration (ppm)	15-Min Avg Concentration (ppm)	Time	Concentration (ppm)	15-Min Avg Concentration (ppm)	Exceeds VOC Alarm Limit
9:55	0.0	0.0	9:55	0.0	0.0	-
9:56	0.0	0.0	9:56	0.0	0.0	-
9:57	0.0	0.0	9:57	0.0	0.0	-
9:58	0.0	0.0	9:58	0.0	0.0	-
9:59	0.0	0.0	9:59	0.0	0.0	-
10:00	0.0	0.0	10:00	0.0	0.0	-
10:01	0.0	0.0	10:01	0.0	0.0	-
10:02	0.0	0.0	10:02	0.0	0.0	-
10:03	0.0	0.0	10:03	0.0	0.0	-
10:04	0.0	0.0	10:04	0.0	0.0	-
10:05	0.0	0.0	10:05	0.0	0.0	-
10:06	0.0	0.0	10:06	0.0	0.0	-
10:07	0.0	0.0	10:07	0.0	0.0	-
10:08	0.0	0.0	10:08	0.0	0.0	-
10:09	0.0	0.0	10:09	0.0	0.0	-
10:10	0.0	0.0	10:10	0.0	0.0	-
10:11	0.0	0.0	10:11	0.0	0.0	-
10:12	0.0	0.0	10:12	0.0	0.0	-
10:13	0.0	0.0	10:13	0.0	0.0	-
10:14	0.0	0.0	10:14	0.0	0.0	-
10:15	0.0	0.0	10:15	0.0	0.0	-
10:16	0.0	0.0	10:16	0.0	0.0	-
10:17	0.0	0.0	10:17	0.0	0.0	-
10:18	0.0	0.0	10:18	0.0	0.0	-
10:19	0.0	0.0	10:19	0.0	0.0	-
10:20	0.0	0.0	10:20	0.0	0.0	-
10:21	0.0	0.0	10:21	0.0	0.0	-
10:22	0.0	0.0	10:22	0.0	0.0	-
10:23	0.0	0.0	10:23	0.0	0.0	-
10:24	0.0	0.0	10:24	0.0	0.0	-
10:25	0.0	0.0	10:25	0.0	0.0	-
10:26	0.0	0.0	10:26	0.0	0.0	-
10:27	0.0	0.0	10:27	0.0	0.0	-
10:28	0.0	0.0	10:28	0.0	0.0	-
10:29	0.0	0.0	10:29	0.0	0.0	-
10:30	0.0	0.0	10:30	0.0	0.0	-
10:31	0.0	0.0	10:31	0.0	0.0	-
10:32	0.0	0.0	10:32	0.0	0.0	-
10:33	0.0	0.0	10:33	0.0	0.0	-
10:34	0.0	0.0	10:34	0.0	0.0	-
10:35	0.0	0.0	10:35	0.0	0.0	-
10:36	0.0	0.0	10:36	0.0	0.0	-
10:37	0.0	0.0	10:37	0.0	0.0	-
10:38	0.0	0.0	10:38	0.0	0.0	-
10:39	0.0	0.0	10:39	0.0	0.0	-
10:40	0.0	0.0	10:40	0.0	0.0	-
10:41	0.0	0.0	10:41	0.0	0.0	-
10:42	0.0	0.0	10:42	0.0	0.0	-

Grand Union Bowling Alley Site
BCP #360222
150 Westchester Avenue, Port Chester
December 5, 2024

PID DATA						
Upwind			Downwind			
Time	Concentration (ppm)	15-Min Avg Concentration (ppm)	Time	Concentration (ppm)	15-Min Avg Concentration (ppm)	Exceeds VOC Alarm Limit
10:43	0.0	0.0	10:43	0.0	0.0	-
10:44	0.0	0.0	10:44	0.0	0.0	-
10:45	0.0	0.0	10:45	0.0	0.0	-
10:46	0.0	0.0	10:46	0.0	0.0	-
10:47	0.0	0.0	10:47	0.0	0.0	-
10:48	0.0	0.0	10:48	0.0	0.0	-
10:49	0.0	0.0	10:49	0.0	0.0	-
10:50	0.0	0.0	10:50	0.0	0.0	-
10:51	0.0	0.0	10:51	0.0	0.0	-
10:52	0.0	0.0	10:52	0.0	0.0	-
10:53	0.0	0.0	10:53	0.0	0.0	-
10:54	0.0	0.0	10:54	0.0	0.0	-
10:55	0.0	0.0	10:55	0.0	0.0	-
10:56	0.0	0.0	10:56	0.0	0.0	-
10:57	0.0	0.0	10:57	0.0	0.0	-
10:58	0.0	0.0	10:58	0.0	0.0	-
10:59	0.0	0.0	10:59	0.0	0.0	-
11:00	0.0	0.0	11:00	0.0	0.0	-
11:01	0.0	0.0	11:01	0.0	0.0	-
11:02	0.0	0.0	11:02	0.0	0.0	-
11:03	0.0	0.0	11:03	0.0	0.0	-
11:04	0.0	0.0	11:04	0.0	0.0	-
11:05	0.0	0.0	11:05	0.0	0.0	-
11:06	0.0	0.0	11:06	0.0	0.0	-
11:07	0.0	0.0	11:07	0.0	0.0	-
11:08	0.0	0.0	11:08	0.0	0.0	-
11:09	0.0	0.0	11:09	0.0	0.0	-
11:10	0.0	0.0	11:10	0.0	0.0	-
11:11	0.0	0.0	11:11	0.0	0.0	-
11:12	0.0	0.0	11:12	0.0	0.0	-
11:13	0.0	0.0	11:13	0.0	0.0	-
11:14	0.0	0.0	11:14	0.0	0.0	-
11:15	0.0	0.0	11:15	0.0	0.0	-
11:16	0.0	0.0	11:16	0.0	0.0	-
11:17	0.0	0.0	11:17	0.0	0.0	-
11:18	0.0	0.0	11:18	0.0	0.0	-
11:19	0.0	0.0	11:19	0.0	0.0	-
11:20	0.0	0.0	11:20	0.0	0.0	-
11:21	0.0	0.0	11:21	0.0	0.0	-
11:22	0.0	0.0	11:22	0.0	0.0	-
11:23	0.0	0.0	11:23	0.0	0.0	-
11:24	0.0	0.0	11:24	0.0	0.0	-
11:25	0.0	0.0	11:25	0.0	0.0	-
11:26	0.0	0.0	11:26	0.0	0.0	-
11:27	0.0	0.0	11:27	0.0	0.0	-
11:28	0.0	0.0	11:28	0.0	0.0	-
11:29	0.0	0.0	11:29	0.0	0.0	-
11:30	0.0	0.0	11:30	0.0	0.0	-

Grand Union Bowling Alley Site
BCP #360222
150 Westchester Avenue, Port Chester
December 5, 2024

PID DATA						
Upwind			Downwind			
Time	Concentration (ppm)	15-Min Avg Concentration (ppm)	Time	Concentration (ppm)	15-Min Avg Concentration (ppm)	Exceeds VOC Alarm Limit
11:31	0.0	0.0	11:31	0.0	0.0	-
11:32	0.0	0.0	11:32	0.0	0.0	-
11:33	0.0	0.0	11:33	0.0	0.0	-
11:34	0.0	0.0	11:34	0.0	0.0	-
11:35	0.0	0.0	11:35	0.0	0.0	-
11:36	0.0	0.0	11:36	0.0	0.0	-
11:37	0.0	0.0	11:37	0.0	0.0	-
11:38	0.0	0.0	11:38	0.0	0.0	-
11:39	0.0	0.0	11:39	0.0	0.0	-
11:40	0.0	0.0	11:40	0.0	0.0	-
11:41	0.0	0.0	11:41	0.0	0.0	-
11:42	0.0	0.0	11:42	0.0	0.0	-
11:43	0.0	0.0	11:43	0.0	0.0	-
11:44	0.0	0.0	11:44	0.0	0.0	-
11:45	0.0	0.0	11:45	0.0	0.0	-
11:46	0.0	0.0	11:46	0.0	0.0	-
11:47	0.0	0.0	11:47	0.0	0.0	-
11:48	0.0	0.0	11:48	0.0	0.0	-
11:49	0.0	0.0	11:49	0.0	0.0	-
11:50	0.0	0.0	11:50	0.0	0.0	-
11:51	0.0	0.0	11:51	0.0	0.0	-
11:52	0.0	0.0	11:52	0.0	0.0	-
11:53	0.0	0.0	11:53	0.0	0.0	-
11:54	0.0	0.0	11:54	0.0	0.0	-
11:55	0.0	0.0	11:55	0.0	0.0	-
11:56	0.0	0.0	11:56	0.0	0.0	-
11:57	0.0	0.0	11:57	0.0	0.0	-
11:58	0.0	0.0	11:58	0.0	0.0	-
11:59	0.0	0.0	11:59	0.0	0.0	-
12:00	0.0	0.0	12:00	0.0	0.0	-
12:01	0.0	0.0	12:01	0.0	0.0	-
12:02	0.0	0.0	12:02	0.0	0.0	-
12:03	0.0	0.0	12:03	0.0	0.0	-
12:04	0.0	0.0	12:04	0.0	0.0	-
12:05	0.0	0.0	12:05	0.0	0.0	-
12:06	0.0	0.0	12:06	0.0	0.0	-
12:07	0.0	0.0	12:07	0.0	0.0	-
12:08	0.0	0.0	12:08	0.0	0.0	-
12:09	0.0	0.0	12:09	0.0	0.0	-
12:10	0.0	0.0	12:10	0.0	0.0	-
12:11	0.0	0.0	12:11	0.0	0.0	-
12:12	0.0	0.0	12:12	0.0	0.0	-
12:13	0.0	0.0	12:13	0.0	0.0	-
12:14	0.0	0.0	12:14	0.0	0.0	-
12:15	0.0	0.0	12:15	0.0	0.0	-
12:16	0.0	0.0	12:16	0.0	0.0	-
12:17	0.0	0.0	12:17	0.0	0.0	-
12:18	0.0	0.0	12:18	0.0	0.0	-

Grand Union Bowling Alley Site
BCP #360222
150 Westchester Avenue, Port Chester
December 5, 2024

PID DATA						
Upwind			Downwind			
Time	Concentration (ppm)	15-Min Avg Concentration (ppm)	Time	Concentration (ppm)	15-Min Avg Concentration (ppm)	Exceeds VOC Alarm Limit
12:19	0.0	0.0	12:19	0.0	0.0	-
12:20	0.0	0.0	12:20	0.0	0.0	-
12:21	0.0	0.0	12:21	0.0	0.0	-
12:22	0.0	0.0	12:22	0.0	0.0	-
12:23	0.0	0.0	12:23	0.0	0.0	-
12:24	0.0	0.0	12:24	0.0	0.0	-
12:25	0.0	0.0	12:25	0.0	0.0	-
12:26	0.0	0.0	12:26	0.0	0.0	-
12:27	0.0	0.0	12:27	0.0	0.0	-
12:28	0.0	0.0	12:28	0.0	0.0	-
12:29	0.0	0.0	12:29	0.0	0.0	-
12:30	0.0	0.0	12:30	0.0	0.0	-
12:31	0.0	0.0	12:31	0.0	0.0	-
12:32	0.0	0.0	12:32	0.0	0.0	-
12:33	0.0	0.0	12:33	0.0	0.0	-
12:34	0.0	0.0	12:34	0.0	0.0	-
12:35	0.0	0.0	12:35	0.0	0.0	-
12:36	0.0	0.0	12:36	0.0	0.0	-
12:37	0.0	0.0	12:37	0.0	0.0	-
12:38	0.0	0.0	12:38	0.0	0.0	-
12:39	0.0	0.0	12:39	0.0	0.0	-
12:40	0.0	0.0	12:40	0.0	0.0	-
12:41	0.0	0.0	12:41	0.0	0.0	-
12:42	0.0	0.0	12:42	0.0	0.0	-
12:43	0.0	0.0	12:43	0.0	0.0	-
12:44	0.0	0.0	12:44	0.0	0.0	-
12:45	0.0	0.0	12:45	0.0	0.0	-
12:46	0.0	0.0	12:46	0.0	0.0	-
12:47	0.0	0.0	12:47	0.0	0.0	-
12:48	0.0	0.0	12:48	0.0	0.0	-
12:49	0.0	0.0	12:49	0.0	0.0	-
12:50	0.0	0.0	12:50	0.0	0.0	-
12:51	0.0	0.0	12:51	0.0	0.0	-
12:52	0.0	0.0	12:52	0.0	0.0	-
12:53	0.0	0.0	12:53	0.0	0.0	-
12:54	0.0	0.0	12:54	0.0	0.0	-
12:55	0.0	0.0	12:55	0.0	0.0	-
12:56	0.0	0.0	12:56	0.0	0.0	-
12:57	0.0	0.0	12:57	0.0	0.0	-
12:58	0.0	0.0	12:58	0.0	0.0	-
12:59	0.0	0.0	12:59	0.0	0.0	-
13:00	0.0	0.0	13:00	0.0	0.0	-
13:01	0.0	0.0	13:01	0.0	0.0	-
13:02	0.0	0.0	13:02	0.0	0.0	-
13:03	0.0	0.0	13:03	0.0	0.0	-
13:04	0.0	0.0	13:04	0.0	0.0	-
13:05	0.0	0.0	13:05	0.0	0.0	-
13:06	0.0	0.0	13:06	0.0	0.0	-

Grand Union Bowling Alley Site
BCP #360222
150 Westchester Avenue, Port Chester
December 5, 2024

PID DATA						
Upwind			Downwind			
Time	Concentration (ppm)	15-Min Avg Concentration (ppm)	Time	Concentration (ppm)	15-Min Avg Concentration (ppm)	Exceeds VOC Alarm Limit
13:07	0.0	0.0	13:07	0.0	0.0	-
13:08	0.0	0.0	13:08	0.0	0.0	-
13:09	0.0	0.0	13:09	0.0	0.0	-
13:10	0.0	0.0	13:10	0.0	0.0	-
13:11	0.0	0.0	13:11	0.0	0.0	-
13:12	0.0	0.0	13:12	0.0	0.0	-
13:13	0.0	0.0	13:13	0.0	0.0	-
13:14	0.0	0.0	13:14	0.0	0.0	-
13:15	0.0	0.0	13:15	0.0	0.0	-
13:16	0.0	0.0	13:16	0.0	0.0	-
13:17	0.0	0.0	13:17	0.0	0.0	-
13:18	0.0	0.0	13:18	0.0	0.0	-
13:19	0.0	0.0	13:19	0.0	0.0	-
13:20	0.0	0.0	13:20	0.0	0.0	-
13:21	0.0	0.0	13:21	0.0	0.0	-
13:22	0.0	0.0	13:22	0.0	0.0	-
13:23	0.0	0.0	13:23	0.0	0.0	-
13:24	0.0	0.0	13:24	0.0	0.0	-
13:25	0.0	0.0	13:25	0.0	0.0	-
13:26	0.0	0.0	13:26	0.0	0.0	-
13:27	0.0	0.0	13:27	0.0	0.0	-
13:28	0.0	0.0	13:28	0.0	0.0	-
13:29	0.0	0.0	13:29	0.0	0.0	-
13:30	0.0	0.0	13:30	0.0	0.0	-
13:31	0.0	0.0	13:31	0.0	0.0	-
13:32	0.0	0.0	13:32	0.0	0.0	-
13:33	0.0	0.0	13:33	0.0	0.0	-
13:34	0.0	0.0	13:34	0.0	0.0	-
13:35	0.0	0.0	13:35	0.0	0.0	-
13:36	0.0	0.0	13:36	0.0	0.0	-
13:37	0.0	0.0	13:37	0.0	0.0	-
13:38	0.0	0.0	13:38	0.0	0.0	-
13:39	0.0	0.0	13:39	0.0	0.0	-
13:40	0.0	0.0	13:40	0.0	0.0	-
13:41	0.0	0.0	13:41	0.0	0.0	-
13:42	0.0	0.0	13:42	0.0	0.0	-
13:43	0.0	0.0	13:43	0.0	0.0	-
13:44	0.0	0.0	13:44	0.0	0.0	-
13:45	0.0	0.0	13:45	0.0	0.0	-
13:46	0.0	0.0	13:46	0.0	0.0	-
13:47	0.0	0.0	13:47	0.0	0.0	-
13:48	0.0	0.0	13:48	0.0	0.0	-
13:49	0.0	0.0	13:49	0.0	0.0	-
13:50	0.0	0.0	13:50	0.0	0.0	-
13:51	0.0	0.0	13:51	0.0	0.0	-
13:52	0.0	0.0	13:52	0.0	0.0	-
13:53	0.0	0.0	13:53	0.0	0.0	-
13:54	0.0	0.0	13:54	0.0	0.0	-

Grand Union Bowling Alley Site
BCP #360222
150 Westchester Avenue, Port Chester
December 5, 2024

PID DATA						
Upwind			Downwind			
Time	Concentration (ppm)	15-Min Avg Concentration (ppm)	Time	Concentration (ppm)	15-Min Avg Concentration (ppm)	Exceeds VOC Alarm Limit
13:55	0.0	0.0	13:55	0.0	0.0	-
13:56	0.0	0.0	13:56	0.0	0.0	-
13:57	0.0	0.0	13:57	0.0	0.0	-
13:58	0.0	0.0	13:58	0.0	0.0	-
13:59	0.0	0.0	13:59	0.0	0.0	-
14:00	0.0	0.0	14:00	0.0	0.0	-
14:01	0.0	0.0	14:01	0.0	0.0	-
14:02	0.0	0.0	14:02	0.0	0.0	-
14:03	0.0	0.0	14:03	0.0	0.0	-
14:04	0.0	0.0	14:04	0.0	0.0	-
14:05	0.0	0.0	14:05	0.0	0.0	-
14:06	0.0	0.0	14:06	0.0	0.0	-
14:07	0.0	0.0	14:07	0.0	0.0	-
14:08	0.0	0.0	14:08	0.0	0.0	-
14:09	0.0	0.0	14:09	0.0	0.0	-
14:10	0.0	0.0	14:10	0.0	0.0	-
14:11	0.0	0.0	14:11	0.0	0.0	-
14:12	0.0	0.0	14:12	0.0	0.0	-
14:13	0.0	0.0	14:13	0.0	0.0	-
14:14	0.0	0.0	14:14	0.0	0.0	-
14:15	0.0	0.0	14:15	0.0	0.0	-
14:16	0.0	0.0	14:16	0.0	0.0	-
14:17	0.0	0.0	14:17	0.0	0.0	-
14:18	0.0	0.0	14:18	0.0	0.0	-
14:19	0.0	0.0	14:19	0.0	0.0	-
14:20	0.0	0.0	14:20	0.0	0.0	-
14:21	0.0	0.0	14:21	0.0	0.0	-
14:22	0.0	0.0	14:22	0.0	0.0	-
14:23	0.0	0.0	14:23	0.0	0.0	-
14:24	0.0	0.0	14:24	0.0	0.0	-
14:25	0.0	0.0	14:25	0.0	0.0	-
14:26	0.0	0.0	14:26	0.0	0.0	-
14:27	0.0	0.0	14:27	0.0	0.0	-
14:28	0.0	0.0	14:28	0.0	0.0	-
14:29	0.0	0.0	14:29	0.0	0.0	-
14:30	0.0	0.0	14:30	0.0	0.0	-
14:31	0.0	0.0	14:31	0.0	0.0	-
14:32	0.0	0.0	14:32	0.0	0.0	-
14:33	0.0	0.0	14:33	0.0	0.0	-
14:34	0.0	0.0	14:34	0.0	0.0	-
14:35	0.0	0.0	14:35	0.0	0.0	-
14:36	0.0	0.0	14:36	0.0	0.0	-
14:37	0.0	0.0	14:37	0.0	0.0	-
14:38	0.0	0.0	14:38	0.0	0.0	-
14:39	0.0	0.0	14:39	0.0	0.0	-
14:40	0.0	0.0	14:40	0.0	0.0	-
14:41	0.0	0.0	14:41	0.0	0.0	-
14:42	0.0	0.0	14:42	0.0	0.0	-

Grand Union Bowling Alley Site
BCP #360222
150 Westchester Avenue, Port Chester
December 5, 2024

PID DATA						
Upwind			Downwind			
Time	Concentration (ppm)	15-Min Avg Concentration (ppm)	Time	Concentration (ppm)	15-Min Avg Concentration (ppm)	Exceeds VOC Alarm Limit
14:43	0.0	0.0	14:43	0.0	0.0	-
14:44	0.0	0.0	14:44	0.0	0.0	-
14:45	0.0	0.0	14:45	0.0	0.0	-
14:46	0.0	0.0	14:46	0.0	0.0	-
14:47	0.0	0.0	14:47	0.0	0.0	-
14:48	0.0	0.0	14:48	0.0	0.0	-
14:49	0.0	0.0	14:49	0.0	0.0	-
14:50	0.0	0.0	14:50	0.0	0.0	-
14:51	0.0	0.0	14:51	0.0	0.0	-
14:52	0.0	0.0	14:52	0.0	0.0	-
14:53	0.0	0.0	14:53	0.0	0.0	-
14:54	0.0	0.0	14:54	0.0	0.0	-
14:55	0.0	0.0	14:55	0.0	0.0	-
14:56	0.0	0.0	14:56	0.0	0.0	-
14:57	0.0	0.0	14:57	0.0	0.0	-
14:58	0.0	0.0	14:58	0.0	0.0	-
14:59	0.0	0.0	14:59	0.0	0.0	-
15:00	0.0	0.0	15:00	0.0	0.0	-
15:01	0.0	0.0	15:01	0.0	0.0	-
15:02	0.0	0.0	15:02	0.0	0.0	-
15:03	0.0	0.0	15:03	0.0	0.0	-
15:04	0.0	0.0	15:04	0.0	0.0	-
15:05	0.0	0.0	15:05	0.0	0.0	-
15:06	0.0	0.0	15:06	0.0	0.0	-
15:07	0.0	0.0	15:07	0.0	0.0	-
15:08	0.0	0.0	15:08	0.0	0.0	-
15:09	0.0	0.0	15:09	0.0	0.0	-
15:10	0.0	0.0	15:10	0.0	0.0	-
15:11	0.0	0.0	15:11	0.0	0.0	-
15:12	0.0	0.0	15:12	0.0	0.0	-
15:13	0.0	0.0	15:13	0.0	0.0	-
15:14	0.0	0.0	15:14	0.0	0.0	-
15:15	0.0	0.0	15:15	0.0	0.0	-
15:16	0.0	0.0	15:16	0.0	0.0	-
15:17	0.0	0.0	15:17	0.0	0.0	-
15:18	0.0	0.0	15:18	0.0	0.0	-
15:19	0.0	0.0	15:19	0.0	0.0	-
15:20	0.0	0.0	15:20	0.0	0.0	-
15:21	0.0	0.0	15:21	0.0	0.0	-
15:22	0.0	0.0	15:22	0.0	0.0	-
15:23	0.0	0.0	15:23	0.0	0.0	-
15:24	0.0	0.0	15:24	0.0	0.0	-
15:25	0.0	0.0	15:25	0.0	0.0	-
15:26	0.0	0.0	15:26	0.0	0.0	-
15:27	0.0	0.0	15:27	0.0	0.0	-
15:28	0.0	0.0	15:28	0.0	0.0	-
15:29	0.0	0.0	15:29	0.0	0.0	-
15:30	0.0	0.0	15:30	0.0	0.0	-

Grand Union Bowling Alley Site
BCP #360222
150 Westchester Avenue, Port Chester
December 5, 2024

PID DATA						
Upwind			Downwind			
Time	Concentration (ppm)	15-Min Avg Concentration (ppm)	Time	Concentration (ppm)	15-Min Avg Concentration (ppm)	Exceeds VOC Alarm Limit
15:31	0.0	0.0	15:31	0.0	0.0	-
15:32	0.0	0.0	15:32	0.0	0.0	-
15:33	0.0	0.0	15:33	0.0	0.0	-
15:34	0.0	0.0	15:34	0.0	0.0	-
15:35	0.0	0.0	15:35	0.0	0.0	-
15:36	0.0	0.0	15:36	0.0	0.0	-
15:37	0.0	0.0	15:37	0.0	0.0	-
15:38	0.0	0.0	15:38	0.0	0.0	-
15:39	0.0	0.0	15:39	0.0	0.0	-
15:40	0.0	0.0	15:40	0.0	0.0	-
15:41	0.0	0.0	15:41	0.0	0.0	-
15:42	0.0	0.0	15:42	0.0	0.0	-
15:43	0.0	0.0	15:43	0.0	0.0	-
15:44	0.0	0.0	15:44	0.0	0.0	-
15:45	0.0	0.0	15:45	0.0	0.0	-
15:46	0.0	0.0	15:46	0.0	0.0	-
15:47	0.0	0.0	15:47	0.0	0.0	-
15:48	0.0	0.0	15:48	0.0	0.0	-
15:49	0.0	0.0	15:49	0.0	0.0	-
15:50	0.0	0.0	15:50	0.0	0.0	-
15:51	0.0	0.0	15:51	0.0	0.0	-
15:52	0.0	0.0	15:52	0.0	0.0	-
15:53	0.0	0.0	15:53	0.0	0.0	-
15:54	0.0	0.0	15:54	0.0	0.0	-
15:55	0.0	0.0	15:55	0.0	0.0	-

SESI CONSULTING ENGINEERS

959 US-46 Floor 3, Suite 300 - Parsippany-Troy Hills, NJ

DAILY AIR MONITORING REPORT
150 Westchester Avenue
Port Chester, New York

12/06/2024

Rev. No. 0 | Page 1 of 2

Project Number: 11895A

Dust Action Level: 150 µg/m^3

VOC Action Level: 5 ppm

Weather Data Range for Work Day		Wind Direction	NW	Relative Humidity (%)	36.0 - 55.0	Daily Rain Total (in)	0.02	Readings in the summary table and graphs below are the reported downwind concentrations.
Temperature (°F)	30.0 - 34.0	Wind Speed (MPH)	6.2 - 12.4	Barometer (inHg)	30.00 - 30.10	Avg. Dew Point Temp (°F)	14.4	

Station Location	Daily Avg. Dust Concentration (µg/m^3)	Max 15-Min Dust Concentration (µg/m^3)	Time of Max Dust Reading	Daily Avg. VOC Concentration (ppm)	Max 15-Min VOC Concentration (ppm)	Time of Max VOC Reading
Upwind	6.5	20.6	13:37	0.0	0.0	9:36
Downwind	40.0	57.4	15:36	0.0	0.0	9:34

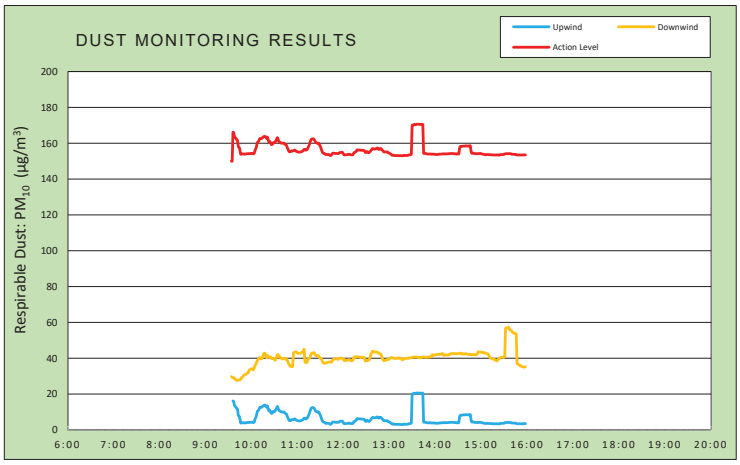

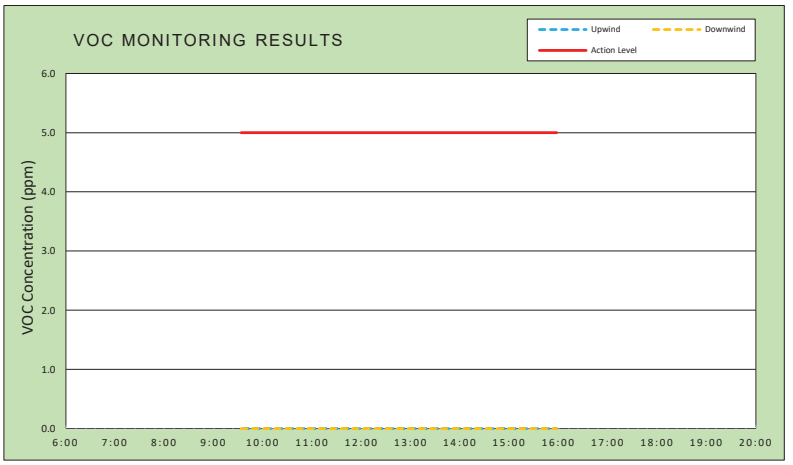

Air Monitoring Notes:

Weather Notes:

EMILCOTT
A Triumvirate Environmental Company

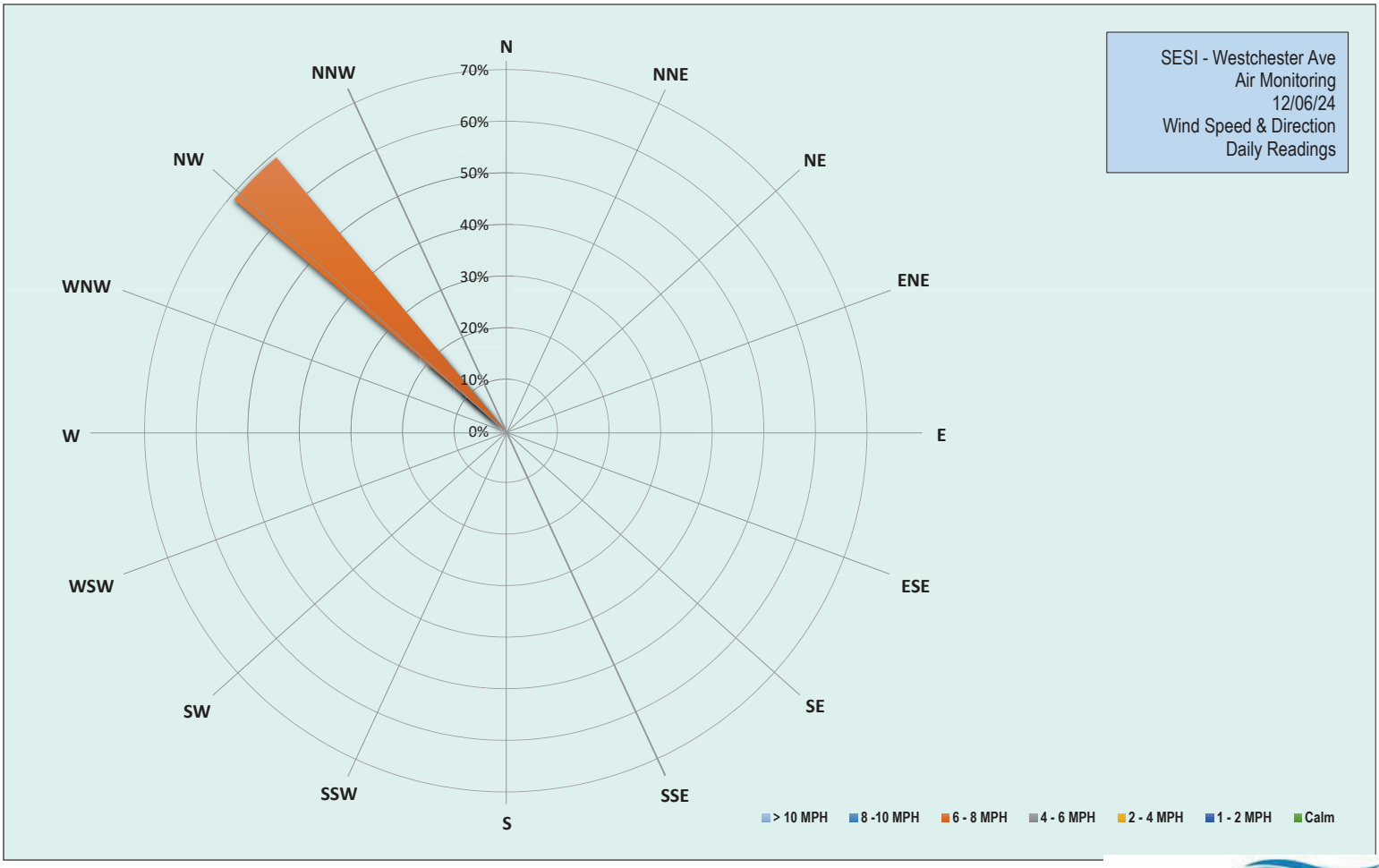

EMILCOTT
A Triumvirate Environmental Company

Grand Union Bowling Alley Site
BCP #360222
150 Westchester Avenue, Port Chester
December 6, 2024

Friday, December 6, 2024						
Number of Instances Where Downwind Particulates Exceeds Upwind Particulate + 150 =						0
Number of Comparable Data Points =						383
Start Time:						9:19
End Time:						15:58
PARTICULATE DATA						
Upwind			Downwind			Exceeds Particulate Alarm Limit
Time	Concentration (ug/m^3)	15-Min Avg Concentration (ug/m^3)	Time	Concentration (ug/m^3)	15-Min Avg Concentration (ug/m^3)	
9:19	-	-	9:19	29.0	-	-
9:20	-	-	9:20	34.0	-	-
9:21	3.5	-	9:21	31.3	-	-
9:22	8.0	-	9:22	28.5	-	-
9:23	34.8	-	9:23	34.3	-	-
9:24	10.5	-	9:24	33.0	-	-
9:25	12.5	-	9:25	35.5	-	-
9:26	13.0	-	9:26	29.5	-	-
9:27	9.5	-	9:27	28.0	-	-
9:28	57.3	-	9:28	29.0	-	-
9:29	7.0	-	9:29	26.8	-	-
9:30	25.0	-	9:30	26.3	-	-
9:31	41.3	-	9:31	29.3	-	-
9:32	4.5	-	9:32	24.5	-	-
9:33	5.0	-	9:33	30.0	-	-
9:34	4.0	-	9:34	27.0	29.8	-
9:35	4.8	-	9:35	27.0	29.3	-
9:36	5.8	16.2	9:36	29.3	29.2	-
9:37	2.3	15.8	9:37	28.0	29.2	-
9:38	3.0	13.7	9:38	27.3	28.7	-
9:39	3.0	13.2	9:39	27.3	28.3	-
9:40	3.3	12.6	9:40	27.3	27.8	-
9:41	3.8	12.0	9:41	29.0	27.7	-
9:42	4.0	11.6	9:42	29.3	27.8	-
9:43	4.3	8.1	9:43	29.0	27.8	-
9:44	3.0	7.8	9:44	28.3	27.9	-
9:45	4.3	6.4	9:45	27.8	28.0	-
9:46	3.5	3.9	9:46	31.5	28.2	-
9:47	4.8	3.9	9:47	38.8	29.1	-
9:48	6.8	4.0	9:48	34.3	29.4	-
9:49	4.5	4.1	9:49	32.3	29.7	-
9:50	3.5	4.0	9:50	39.0	30.5	-
9:51	4.5	3.9	9:51	32.3	30.7	-
9:52	4.0	4.0	9:52	29.8	30.9	-
9:53	3.3	4.0	9:53	30.8	31.1	-
9:54	4.5	4.1	9:54	33.5	31.5	-
9:55	4.3	4.2	9:55	31.0	31.8	-
9:56	3.0	4.1	9:56	33.0	32.0	-
9:57	5.3	4.2	9:57	46.3	33.2	-
9:58	4.3	4.2	9:58	36.0	33.6	-
9:59	4.3	4.3	9:59	32.8	33.9	-

Grand Union Bowling Alley Site
BCP #360222
150 Westchester Avenue, Port Chester
December 6, 2024

PARTICULATE DATA						
Upwind			Downwind			Exceeds Particulate Alarm Limit
Time	Concentration (ug/m^3)	15-Min Avg Concentration (ug/m^3)	Time	Concentration (ug/m^3)	15-Min Avg Concentration (ug/m^3)	
10:00	3.5	4.3	10:00	30.8	34.1	-
10:01	4.3	4.3	10:01	31.0	34.1	-
10:02	4.0	4.3	10:02	31.3	33.6	-
10:03	5.0	4.1	10:03	37.3	33.8	-
10:04	13.0	4.7	10:04	49.8	35.0	-
10:05	28.5	6.4	10:05	55.5	36.1	-
10:06	14.0	7.0	10:06	43.3	36.8	-
10:07	30.3	8.8	10:07	48.5	38.0	-
10:08	28.8	10.5	10:08	42.8	38.8	-
10:09	10.0	10.8	10:09	40.5	39.3	-
10:10	14.5	11.5	10:10	37.0	39.7	-
10:11	19.2	12.6	10:11	44.8	40.5	-
10:12	5.6	12.6	10:12	36.3	39.8	-
10:13	4.2	12.6	10:13	34.3	39.7	-
10:14	7.8	12.8	10:14	38.0	40.1	-
10:15	11.6	13.4	10:15	44.5	41.0	-
10:16	5.6	13.5	10:16	52.5	42.4	-
10:17	9.8	13.9	10:17	37.8	42.8	-
10:18	4.0	13.8	10:18	34.5	42.7	-
10:19	5.6	13.3	10:19	33.0	41.5	-
10:20	19.6	12.7	10:20	36.8	40.3	-
10:21	24.8	13.4	10:21	62.8	41.6	-
10:22	7.0	11.9	10:22	36.3	40.8	-
10:23	10.6	10.7	10:23	38.5	40.5	-
10:24	15.4	11.0	10:24	42.3	40.6	-
10:25	4.8	10.4	10:25	40.0	40.8	-
10:26	4.4	9.4	10:26	33.0	40.0	-
10:27	3.8	9.3	10:27	33.8	39.9	-
10:28	13.8	9.9	10:28	34.5	39.9	-
10:29	15.2	10.4	10:29	38.8	39.9	-
10:30	8.2	10.2	10:30	36.8	39.4	-
10:31	11.4	10.6	10:31	44.3	38.9	-
10:32	23.0	11.4	10:32	52.3	39.8	-
10:33	14.8	12.2	10:33	44.5	40.5	-
10:34	20.2	13.1	10:34	54.5	41.9	-
10:35	4.4	12.1	10:35	38.5	42.0	-
10:36	6.2	10.9	10:36	43.3	40.7	-
10:37	4.2	10.7	10:37	38.3	40.9	-
10:38	6.6	10.4	10:38	33.5	40.5	-
10:39	9.8	10.1	10:39	35.0	40.1	-
10:40	4.4	10.0	10:40	33.8	39.6	-
10:41	4.2	10.0	10:41	33.8	39.7	-
10:42	5.4	10.1	10:42	34.3	39.7	-
10:43	10.4	9.9	10:43	36.3	39.8	-
10:44	7.0	9.3	10:44	35.0	39.6	-
10:45	5.4	9.2	10:45	41.5	39.9	-
10:46	5.2	8.7	10:46	38.5	39.5	-
10:47	3.6	7.5	10:47	37.3	38.5	-

Grand Union Bowling Alley Site
BCP #360222
150 Westchester Avenue, Port Chester
December 6, 2024

PARTICULATE DATA						
Upwind			Downwind			Exceeds Particulate Alarm Limit
Time	Concentration (ug/m^3)	15-Min Avg Concentration (ug/m^3)	Time	Concentration (ug/m^3)	15-Min Avg Concentration (ug/m^3)	
10:48	3.2	6.7	10:48	35.5	37.9	-
10:49	2.2	5.5	10:49	35.0	36.6	-
10:50	2.2	5.3	10:50	32.5	36.2	-
10:51	3.4	5.1	10:51	32.5	35.5	-
10:52	11.2	5.6	10:52	36.5	35.4	-
10:53	8.4	5.7	10:53	35.3	35.5	-
10:54	8.2	5.6	10:54	33.5	35.4	-
10:55	7.8	5.9	10:55	145.0	42.8	-
10:56	7.8	6.1	10:56	39.8	43.2	-
10:57	6.2	6.1	10:57	39.0	43.5	-
10:58	3.2	5.7	10:58	35.8	43.5	-
10:59	3.6	5.4	10:59	35.3	43.5	-
11:00	2.6	5.3	11:00	35.3	43.1	-
11:01	3.2	5.1	11:01	35.3	42.9	-
11:02	2.6	5.1	11:02	35.0	42.7	-
11:03	3.0	5.0	11:03	36.0	42.8	-
11:04	3.6	5.1	11:04	35.3	42.8	-
11:05	3.4	5.2	11:05	37.0	43.1	-
11:06	5.4	5.3	11:06	35.3	43.3	-
11:07	15.4	5.6	11:07	38.5	43.4	-
11:08	14.8	6.1	11:08	47.5	44.2	-
11:09	16.2	6.6	11:09	47.0	45.1	-
11:10	5.6	6.4	11:10	37.3	37.9	-
11:11	2.6	6.1	11:11	35.0	37.6	-
11:12	12.0	6.5	11:12	38.0	37.6	-
11:13	4.6	6.6	11:13	43.3	38.1	-
11:14	17.0	7.5	11:14	53.3	39.3	-
11:15	16.6	8.4	11:15	44.8	39.9	-
11:16	20.2	9.5	11:16	37.8	40.1	-
11:17	23.0	10.9	11:17	46.8	40.8	-
11:18	18.6	11.9	11:18	55.8	42.2	-
11:19	10.2	12.4	11:19	47.0	42.9	-
11:20	4.6	12.5	11:20	36.5	42.9	-
11:21	5.2	12.4	11:21	36.0	43.0	-
11:22	10.2	12.1	11:22	41.8	43.2	-
11:23	3.4	11.3	11:23	36.3	42.4	-
11:24	3.4	10.5	11:24	35.3	41.6	-
11:25	2.2	10.3	11:25	34.8	41.5	-
11:26	2.2	10.2	11:26	35.8	41.5	-
11:27	5.6	9.8	11:27	37.3	41.5	-
11:28	7.6	10.0	11:28	40.0	41.3	-
11:29	3.8	9.1	11:29	39.8	40.4	-
11:30	4.6	8.3	11:30	39.5	40.0	-
11:31	3.8	7.2	11:31	38.0	40.0	-
11:32	2.8	5.9	11:32	37.0	39.4	-
11:33	3.4	4.9	11:33	35.0	38.0	-
11:34	3.6	4.4	11:34	37.3	37.3	-
11:35	3.2	4.3	11:35	36.3	37.3	-

Grand Union Bowling Alley Site
BCP #360222
150 Westchester Avenue, Port Chester
December 6, 2024

PARTICULATE DATA						
Upwind			Downwind			Exceeds Particulate Alarm Limit
Time	Concentration (ug/m^3)	15-Min Avg Concentration (ug/m^3)	Time	Concentration (ug/m^3)	15-Min Avg Concentration (ug/m^3)	
11:36	2.6	4.2	11:36	36.8	37.4	-
11:37	2.8	3.7	11:37	39.8	37.2	-
11:38	4.4	3.7	11:38	40.3	37.5	-
11:39	2.8	3.7	11:39	37.0	37.6	-
11:40	2.2	3.7	11:40	37.3	37.8	-
11:41	2.6	3.7	11:41	37.0	37.9	-
11:42	2.2	3.5	11:42	38.8	38.0	-
11:43	2.8	3.2	11:43	37.3	37.8	-
11:44	4.0	3.2	11:44	41.3	37.9	-
11:45	13.0	3.7	11:45	39.8	37.9	-
11:46	12.4	4.3	11:46	54.8	39.0	-
11:47	4.8	4.5	11:47	41.0	39.3	-
11:48	3.0	4.4	11:48	37.0	39.4	-
11:49	2.4	4.3	11:49	42.0	39.7	-
11:50	2.6	4.3	11:50	37.5	39.8	-
11:51	2.6	4.3	11:51	36.3	39.8	-
11:52	2.6	4.3	11:52	37.0	39.6	-
11:53	3.0	4.2	11:53	37.3	39.4	-
11:54	5.0	4.3	11:54	40.0	39.6	-
11:55	7.2	4.7	11:55	41.8	39.9	-
11:56	4.4	4.8	11:56	40.5	40.1	-
11:57	4.0	4.9	11:57	37.8	40.1	-
11:58	3.2	4.9	11:58	37.8	40.1	-
11:59	3.0	4.9	11:59	37.8	39.9	-
12:00	3.2	4.2	12:00	40.5	39.9	-
12:01	3.0	3.6	12:01	37.5	38.8	-
12:02	3.5	3.5	12:02	41.5	38.8	-
12:03	2.8	3.5	12:03	41.0	39.1	-
12:04	3.5	3.6	12:04	39.3	38.9	-
12:05	4.0	3.7	12:05	36.8	38.8	-
12:06	3.3	3.7	12:06	37.8	38.9	-
12:07	3.3	3.8	12:07	40.8	39.2	-
12:08	3.5	3.8	12:08	38.0	39.2	-
12:09	3.5	3.7	12:09	36.0	39.0	-
12:10	5.5	3.6	12:10	38.0	38.7	-
12:11	4.8	3.6	12:11	38.5	38.6	-
12:12	3.5	3.6	12:12	39.3	38.7	-
12:13	6.8	3.8	12:13	49.5	39.5	-
12:14	16.5	4.7	12:14	56.0	40.7	-
12:15	4.8	4.8	12:15	38.5	40.6	-
12:16	8.3	5.2	12:16	37.5	40.6	-
12:17	8.8	5.5	12:17	46.5	40.9	-
12:18	14.5	6.3	12:18	38.8	40.7	-
12:19	3.5	6.3	12:19	39.8	40.8	-
12:20	2.8	6.2	12:20	36.5	40.8	-
12:21	3.0	6.2	12:21	36.8	40.7	-
12:22	3.0	6.2	12:22	38.0	40.5	-
12:23	2.3	6.1	12:23	35.3	40.3	-

Grand Union Bowling Alley Site
BCP #360222
150 Westchester Avenue, Port Chester
December 6, 2024

PARTICULATE DATA						
Upwind			Downwind			Exceeds Particulate Alarm Limit
Time	Concentration (ug/m^3)	15-Min Avg Concentration (ug/m^3)	Time	Concentration (ug/m^3)	15-Min Avg Concentration (ug/m^3)	
12:24	3.0	6.1	12:24	36.8	40.4	-
12:25	6.0	6.1	12:25	41.8	40.6	-
12:26	3.0	6.0	12:26	38.3	40.6	-
12:27	3.3	6.0	12:27	38.0	40.5	-
12:28	2.5	5.7	12:28	36.5	39.7	-
12:29	3.8	4.8	12:29	38.0	38.5	-
12:30	5.8	4.9	12:30	39.8	38.5	-
12:31	15.8	5.4	12:31	43.3	38.9	-
12:32	5.3	5.2	12:32	43.0	38.7	-
12:33	8.5	4.8	12:33	44.3	39.1	-
12:34	4.5	4.8	12:34	42.3	39.2	-
12:35	9.5	5.3	12:35	52.3	40.3	-
12:36	10.5	5.8	12:36	64.8	42.1	-
12:37	11.8	6.4	12:37	49.3	42.9	-
12:38	10.8	6.9	12:38	50.3	43.9	-
12:39	3.8	7.0	12:39	37.3	43.9	-
12:40	2.5	6.7	12:40	35.0	43.5	-
12:41	3.8	6.8	12:41	38.8	43.5	-
12:42	4.5	6.9	12:42	36.5	43.4	-
12:43	2.8	6.9	12:43	38.0	43.5	-
12:44	9.0	7.2	12:44	36.8	43.4	-
12:45	6.5	7.3	12:45	38.5	43.3	-
12:46	6.0	6.6	12:46	37.5	43.0	-
12:47	9.0	6.9	12:47	39.5	42.7	-
12:48	5.5	6.7	12:48	38.8	42.4	-
12:49	10.3	7.1	12:49	41.8	42.3	-
12:50	3.0	6.6	12:50	40.0	41.5	-
12:51	3.3	6.2	12:51	40.3	39.9	-
12:52	5.0	5.7	12:52	40.5	39.3	-
12:53	3.0	5.2	12:53	39.5	38.6	-
12:54	3.0	5.1	12:54	40.0	38.8	-
12:55	3.3	5.2	12:55	37.3	38.9	-
12:56	3.3	5.2	12:56	39.5	39.0	-
12:57	3.5	5.1	12:57	42.3	39.3	-
12:58	3.3	5.1	12:58	37.0	39.3	-
12:59	2.3	4.7	12:59	38.0	39.4	-
13:00	3.5	4.5	13:00	40.3	39.5	-
13:01	3.0	4.3	13:01	46.3	40.1	-
13:02	3.0	3.9	13:02	44.5	40.4	-
13:03	3.3	3.7	13:03	38.8	40.4	-
13:04	3.3	3.3	13:04	40.8	40.3	-
13:05	3.5	3.3	13:05	37.8	40.2	-
13:06	3.8	3.3	13:06	38.0	40.0	-
13:07	2.3	3.1	13:07	39.8	40.0	-
13:08	3.0	3.1	13:08	38.5	39.9	-
13:09	3.3	3.2	13:09	39.8	39.9	-
13:10	3.0	3.1	13:10	42.0	40.2	-
13:11	3.0	3.1	13:11	39.0	40.2	-

Grand Union Bowling Alley Site
BCP #360222
150 Westchester Avenue, Port Chester
December 6, 2024

PARTICULATE DATA						
Upwind			Downwind			Exceeds Particulate Alarm Limit
Time	Concentration (ug/m^3)	15-Min Avg Concentration (ug/m^3)	Time	Concentration (ug/m^3)	15-Min Avg Concentration (ug/m^3)	
13:12	2.8	3.1	13:12	38.5	39.9	-
13:13	3.3	3.1	13:13	39.5	40.1	-
13:14	2.8	3.1	13:14	40.0	40.2	-
13:15	2.8	3.1	13:15	37.8	40.1	-
13:16	3.3	3.1	13:16	38.5	39.5	-
13:17	2.3	3.0	13:17	39.5	39.2	-
13:18	3.0	3.0	13:18	40.0	39.3	-
13:19	6.8	3.2	13:19	43.3	39.5	-
13:20	3.3	3.2	13:20	40.0	39.6	-
13:21	2.5	3.1	13:21	41.8	39.9	-
13:22	2.8	3.2	13:22	40.8	39.9	-
13:23	3.3	3.2	13:23	40.0	40.0	-
13:24	3.5	3.2	13:24	39.0	40.0	-
13:25	5.3	3.4	13:25	40.3	39.9	-
13:26	5.0	3.5	13:26	44.5	40.2	-
13:27	3.8	3.6	13:27	38.8	40.2	-
13:28	5.0	3.7	13:28	40.3	40.3	-
13:29	5.0	3.8	13:29	39.3	40.2	-
13:30	245.8	20.0	13:30	41.3	40.5	-
13:31	4.5	20.1	13:31	41.0	40.6	-
13:32	5.3	20.3	13:32	39.5	40.6	-
13:33	6.5	20.5	13:33	42.5	40.8	-
13:34	4.0	20.4	13:34	40.3	40.6	-
13:35	5.0	20.5	13:35	40.8	40.7	-
13:36	4.0	20.6	13:36	41.8	40.7	-
13:37	3.3	20.6	13:37	38.3	40.5	-
13:38	3.0	20.6	13:38	39.3	40.4	-
13:39	3.5	20.6	13:39	40.3	40.5	-
13:40	4.8	20.6	13:40	40.5	40.5	-
13:41	4.3	20.5	13:41	39.3	40.2	-
13:42	3.5	20.5	13:42	41.5	40.4	-
13:43	6.5	20.6	13:43	43.5	40.6	-
13:44	3.5	20.5	13:44	42.0	40.8	-
13:45	4.0	4.4	13:45	40.5	40.7	-
13:46	5.0	4.4	13:46	39.8	40.6	-
13:47	4.5	4.4	13:47	39.8	40.7	-
13:48	4.0	4.2	13:48	40.8	40.5	-
13:49	3.0	4.1	13:49	40.3	40.5	-
13:50	3.3	4.0	13:50	42.3	40.6	-
13:51	3.3	4.0	13:51	40.5	40.6	-
13:52	3.5	4.0	13:52	41.5	40.8	-
13:53	3.8	4.0	13:53	39.3	40.8	-
13:54	3.5	4.0	13:54	41.0	40.8	-
13:55	3.0	3.9	13:55	40.3	40.8	-
13:56	4.5	3.9	13:56	55.0	41.9	-
13:57	3.8	3.9	13:57	42.5	41.9	-
13:58	5.5	3.9	13:58	40.5	41.7	-
13:59	3.3	3.9	13:59	43.3	41.8	-

Grand Union Bowling Alley Site
BCP #360222
150 Westchester Avenue, Port Chester
December 6, 2024

PARTICULATE DATA						
Upwind			Downwind			Exceeds Particulate Alarm Limit
Time	Concentration (ug/m^3)	15-Min Avg Concentration (ug/m^3)	Time	Concentration (ug/m^3)	15-Min Avg Concentration (ug/m^3)	
14:00	3.8	3.8	14:00	42.0	41.9	-
14:01	3.8	3.8	14:01	40.5	42.0	-
14:02	4.0	3.7	14:02	42.3	42.1	-
14:03	4.0	3.7	14:03	41.0	42.1	-
14:04	4.0	3.8	14:04	41.8	42.2	-
14:05	4.5	3.9	14:05	41.8	42.2	-
14:06	4.0	3.9	14:06	40.8	42.2	-
14:07	3.5	3.9	14:07	41.3	42.2	-
14:08	4.3	4.0	14:08	42.3	42.4	-
14:09	4.0	4.0	14:09	41.3	42.4	-
14:10	4.5	4.1	14:10	43.3	42.6	-
14:11	4.0	4.1	14:11	41.8	41.7	-
14:12	4.5	4.1	14:12	42.5	41.7	-
14:13	4.3	4.0	14:13	44.0	42.0	-
14:14	4.3	4.1	14:14	40.8	41.8	-
14:15	3.8	4.1	14:15	42.0	41.8	-
14:16	3.8	4.1	14:16	40.8	41.8	-
14:17	4.3	4.1	14:17	42.3	41.8	-
14:18	4.8	4.2	14:18	42.5	41.9	-
14:19	5.3	4.2	14:19	42.8	42.0	-
14:20	4.3	4.2	14:20	50.0	42.5	-
14:21	4.3	4.2	14:21	41.0	42.6	-
14:22	4.0	4.3	14:22	42.5	42.6	-
14:23	4.5	4.3	14:23	42.0	42.6	-
14:24	3.3	4.2	14:24	42.8	42.7	-
14:25	3.3	4.2	14:25	40.8	42.6	-
14:26	3.5	4.1	14:26	41.5	42.5	-
14:27	4.0	4.1	14:27	43.8	42.6	-
14:28	3.5	4.0	14:28	42.0	42.5	-
14:29	4.0	4.0	14:29	42.0	42.6	-
14:30	3.8	4.0	14:30	42.5	42.6	-
14:31	4.3	4.1	14:31	41.0	42.6	-
14:32	51.8	7.2	14:32	44.8	42.8	-
14:33	19.8	8.2	14:33	42.8	42.8	-
14:34	5.0	8.2	14:34	44.3	42.9	-
14:35	5.0	8.3	14:35	41.5	42.3	-
14:36	6.0	8.4	14:36	43.3	42.5	-
14:37	4.8	8.4	14:37	41.8	42.4	-
14:38	4.0	8.4	14:38	42.0	42.4	-
14:39	3.8	8.4	14:39	41.3	42.3	-
14:40	5.0	8.5	14:40	43.5	42.5	-
14:41	3.0	8.5	14:41	41.3	42.5	-
14:42	3.3	8.5	14:42	40.3	42.3	-
14:43	3.5	8.5	14:43	41.8	42.3	-
14:44	3.8	8.4	14:44	42.0	42.3	-
14:45	3.3	8.4	14:45	40.3	42.1	-
14:46	7.3	8.6	14:46	43.3	42.3	-
14:47	5.0	5.5	14:47	41.5	42.0	-

Grand Union Bowling Alley Site
BCP #360222
150 Westchester Avenue, Port Chester
December 6, 2024

PARTICULATE DATA						
Upwind			Downwind			Exceeds Particulate Alarm Limit
Time	Concentration (ug/m^3)	15-Min Avg Concentration (ug/m^3)	Time	Concentration (ug/m^3)	15-Min Avg Concentration (ug/m^3)	
14:48	3.8	4.4	14:48	41.8	42.0	-
14:49	5.3	4.4	14:49	45.0	42.0	-
14:50	5.5	4.5	14:50	44.0	42.2	-
14:51	3.3	4.3	14:51	40.0	42.0	-
14:52	3.8	4.2	14:52	42.3	42.0	-
14:53	3.3	4.2	14:53	41.0	41.9	-
14:54	4.3	4.2	14:54	42.0	42.0	-
14:55	4.0	4.1	14:55	46.5	42.2	-
14:56	4.0	4.2	14:56	59.3	43.4	-
14:57	3.8	4.2	14:57	43.5	43.6	-
14:58	3.3	4.2	14:58	41.3	43.6	-
14:59	4.0	4.2	14:59	40.0	43.4	-
15:00	3.5	4.3	15:00	41.8	43.5	-
15:01	3.8	4.0	15:01	40.5	43.4	-
15:02	3.5	3.9	15:02	40.0	43.3	-
15:03	3.0	3.9	15:03	42.8	43.3	-
15:04	3.8	3.8	15:04	40.5	43.0	-
15:05	3.3	3.6	15:05	42.0	42.9	-
15:06	3.5	3.6	15:06	39.5	42.9	-
15:07	3.3	3.6	15:07	39.0	42.6	-
15:08	4.5	3.7	15:08	40.0	42.6	-
15:09	4.3	3.7	15:09	40.0	42.4	-
15:10	3.0	3.6	15:10	38.0	41.9	-
15:11	3.5	3.6	15:11	39.8	40.6	-
15:12	4.0	3.6	15:12	39.5	40.3	-
15:13	3.0	3.6	15:13	37.0	40.0	-
15:14	3.3	3.5	15:14	39.3	40.0	-
15:15	3.3	3.5	15:15	37.8	39.7	-
15:16	3.0	3.5	15:16	38.0	39.5	-
15:17	3.3	3.5	15:17	41.0	39.6	-
15:18	3.3	3.5	15:18	36.5	39.2	-
15:19	3.3	3.4	15:19	37.8	39.0	-
15:20	3.8	3.5	15:20	36.8	38.7	-
15:21	3.5	3.5	15:21	38.5	38.6	-
15:22	3.3	3.5	15:22	47.5	39.2	-
15:23	3.8	3.4	15:23	47.0	39.6	-
15:24	3.8	3.4	15:24	44.5	39.9	-
15:25	7.3	3.7	15:25	41.5	40.2	-
15:26	3.5	3.7	15:26	45.3	40.5	-
15:27	4.0	3.7	15:27	40.3	40.6	-
15:28	3.3	3.7	15:28	37.3	40.6	-
15:29	4.3	3.8	15:29	38.0	40.5	-
15:30	3.3	3.8	15:30	39.0	40.6	-
15:31	6.8	4.0	15:31	41.5	40.8	-
15:32	5.0	4.1	15:32	277.8	56.6	-
15:33	4.0	4.2	15:33	40.8	56.9	-
15:34	3.5	4.2	15:34	38.3	56.9	-
15:35	3.5	4.2	15:35	37.8	57.0	-

Grand Union Bowling Alley Site
BCP #360222
150 Westchester Avenue, Port Chester
December 6, 2024

PARTICULATE DATA						
Upwind			Downwind			Exceeds Particulate Alarm Limit
Time	Concentration (ug/m^3)	15-Min Avg Concentration (ug/m^3)	Time	Concentration (ug/m^3)	15-Min Avg Concentration (ug/m^3)	
15:36	3.8	4.2	15:36	44.3	57.4	-
15:37	3.3	4.2	15:37	35.0	56.5	-
15:38	3.3	4.2	15:38	36.0	55.8	-
15:39	3.5	4.1	15:39	41.3	55.6	-
15:40	3.3	3.9	15:40	36.8	55.3	-
15:41	3.5	3.9	15:41	35.8	54.6	-
15:42	3.5	3.8	15:42	34.5	54.3	-
15:43	3.3	3.8	15:43	34.8	54.1	-
15:44	3.3	3.8	15:44	34.5	53.9	-
15:45	4.3	3.8	15:45	37.8	53.8	-
15:46	3.5	3.6	15:46	35.5	53.4	-
15:47	3.3	3.5	15:47	34.5	37.2	-
15:48	3.5	3.5	15:48	35.0	36.8	-
15:49	3.5	3.5	15:49	35.0	36.6	-
15:50	3.3	3.5	15:50	34.8	36.4	-
15:51	3.8	3.5	15:51	35.0	35.7	-
15:52	3.0	3.4	15:52	34.5	35.7	-
15:53	3.5	3.5	15:53	35.5	35.7	-
15:54	3.5	3.5	15:54	35.8	35.3	-
15:55	3.5	3.5	15:55	34.0	35.1	-
15:56	4.5	3.5	15:56	34.8	35.1	-
15:57	3.3	3.5	15:57	36.0	35.2	-
15:58	3.0	3.5	15:58	36.0	35.2	-

Grand Union Bowling Alley Site
BCP #360222
150 Westchester Avenue, Port Chester
December 6, 2024

Friday, December 6, 2024						
				Number of Instances Where Downwind VOCs Exceeds Upwind VOCs + 5 =		0
				Number of Comparable Data Points =		383
				Start Time:		9:19
				End Time:		15:58
PID DATA						
Upwind			Downwind			
Time	Concentration (ppm)	15-Min Avg Concentration (ppm)	Time	Concentration (ppm)	15-Min Avg Concentration (ppm)	Exceeds VOC Alarm Limit
9:19	-	-	9:19	0.0	-	-
9:20	-	-	9:20	0.0	-	-
9:21	0.0	-	9:21	0.0	-	-
9:22	0.0	-	9:22	0.0	-	-
9:23	0.0	-	9:23	0.0	-	-
9:24	0.0	-	9:24	0.0	-	-
9:25	0.0	-	9:25	0.0	-	-
9:26	0.0	-	9:26	0.0	-	-
9:27	0.0	-	9:27	0.0	-	-
9:28	0.0	-	9:28	0.0	-	-
9:29	0.0	-	9:29	0.0	-	-
9:30	0.0	-	9:30	0.0	-	-
9:31	0.0	-	9:31	0.0	-	-
9:32	0.0	-	9:32	0.0	-	-
9:33	0.0	-	9:33	0.0	-	-
9:34	0.0	-	9:34	0.0	0.0	-
9:35	0.0	-	9:35	0.0	0.0	-
9:36	0.0	0.0	9:36	0.0	0.0	-
9:37	0.0	0.0	9:37	0.0	0.0	-
9:38	0.0	0.0	9:38	0.0	0.0	-
9:39	0.0	0.0	9:39	0.0	0.0	-
9:40	0.0	0.0	9:40	0.0	0.0	-
9:41	0.0	0.0	9:41	0.0	0.0	-
9:42	0.0	0.0	9:42	0.0	0.0	-
9:43	0.0	0.0	9:43	0.0	0.0	-
9:44	0.0	0.0	9:44	0.0	0.0	-
9:45	0.0	0.0	9:45	0.0	0.0	-
9:46	0.0	0.0	9:46	0.0	0.0	-
9:47	0.0	0.0	9:47	0.0	0.0	-
9:48	0.0	0.0	9:48	0.0	0.0	-
9:49	0.0	0.0	9:49	0.0	0.0	-
9:50	0.0	0.0	9:50	0.0	0.0	-
9:51	0.0	0.0	9:51	0.0	0.0	-
9:52	0.0	0.0	9:52	0.0	0.0	-
9:53	0.0	0.0	9:53	0.0	0.0	-
9:54	0.0	0.0	9:54	0.0	0.0	-
9:55	0.0	0.0	9:55	0.0	0.0	-
9:56	0.0	0.0	9:56	0.0	0.0	-
9:57	0.0	0.0	9:57	0.0	0.0	-
9:58	0.0	0.0	9:58	0.0	0.0	-
9:59	0.0	0.0	9:59	0.0	0.0	-
10:00	0.0	0.0	10:00	0.0	0.0	-

Grand Union Bowling Alley Site
BCP #360222
150 Westchester Avenue, Port Chester
December 6, 2024

PID DATA						
Upwind			Downwind			
Time	Concentration (ppm)	15-Min Avg Concentration (ppm)	Time	Concentration (ppm)	15-Min Avg Concentration (ppm)	Exceeds VOC Alarm Limit
10:01	0.0	0.0	10:01	0.0	0.0	-
10:02	0.0	0.0	10:02	0.0	0.0	-
10:03	0.0	0.0	10:03	0.0	0.0	-
10:04	0.0	0.0	10:04	0.0	0.0	-
10:05	0.0	0.0	10:05	0.0	0.0	-
10:06	0.0	0.0	10:06	0.0	0.0	-
10:07	0.0	0.0	10:07	0.0	0.0	-
10:08	0.0	0.0	10:08	0.0	0.0	-
10:09	0.0	0.0	10:09	0.0	0.0	-
10:10	0.0	0.0	10:10	0.0	0.0	-
10:11	0.0	0.0	10:11	0.0	0.0	-
10:12	0.0	0.0	10:12	0.0	0.0	-
10:13	0.0	0.0	10:13	0.0	0.0	-
10:14	0.0	0.0	10:14	0.0	0.0	-
10:15	0.0	0.0	10:15	0.0	0.0	-
10:16	0.0	0.0	10:16	0.0	0.0	-
10:17	0.0	0.0	10:17	0.0	0.0	-
10:18	0.0	0.0	10:18	0.0	0.0	-
10:19	0.0	0.0	10:19	0.0	0.0	-
10:20	0.0	0.0	10:20	0.0	0.0	-
10:21	0.0	0.0	10:21	0.0	0.0	-
10:22	0.0	0.0	10:22	0.0	0.0	-
10:23	0.0	0.0	10:23	0.0	0.0	-
10:24	0.0	0.0	10:24	0.0	0.0	-
10:25	0.0	0.0	10:25	0.0	0.0	-
10:26	0.0	0.0	10:26	0.0	0.0	-
10:27	0.0	0.0	10:27	0.0	0.0	-
10:28	0.0	0.0	10:28	0.0	0.0	-
10:29	0.0	0.0	10:29	0.0	0.0	-
10:30	0.0	0.0	10:30	0.0	0.0	-
10:31	0.0	0.0	10:31	0.0	0.0	-
10:32	0.0	0.0	10:32	0.0	0.0	-
10:33	0.0	0.0	10:33	0.0	0.0	-
10:34	0.0	0.0	10:34	0.0	0.0	-
10:35	0.0	0.0	10:35	0.0	0.0	-
10:36	0.0	0.0	10:36	0.0	0.0	-
10:37	0.0	0.0	10:37	0.0	0.0	-
10:38	0.0	0.0	10:38	0.0	0.0	-
10:39	0.0	0.0	10:39	0.0	0.0	-
10:40	0.0	0.0	10:40	0.0	0.0	-
10:41	0.0	0.0	10:41	0.0	0.0	-
10:42	0.0	0.0	10:42	0.0	0.0	-
10:43	0.0	0.0	10:43	0.0	0.0	-
10:44	0.0	0.0	10:44	0.0	0.0	-
10:45	0.0	0.0	10:45	0.0	0.0	-
10:46	0.0	0.0	10:46	0.0	0.0	-
10:47	0.0	0.0	10:47	0.0	0.0	-
10:48	0.0	0.0	10:48	0.0	0.0	-

Grand Union Bowling Alley Site
BCP #360222
150 Westchester Avenue, Port Chester
December 6, 2024

PID DATA						
Upwind			Downwind			
Time	Concentration (ppm)	15-Min Avg Concentration (ppm)	Time	Concentration (ppm)	15-Min Avg Concentration (ppm)	Exceeds VOC Alarm Limit
10:49	0.0	0.0	10:49	0.0	0.0	-
10:50	0.0	0.0	10:50	0.0	0.0	-
10:51	0.0	0.0	10:51	0.0	0.0	-
10:52	0.0	0.0	10:52	0.0	0.0	-
10:53	0.0	0.0	10:53	0.0	0.0	-
10:54	0.0	0.0	10:54	0.0	0.0	-
10:55	0.0	0.0	10:55	0.0	0.0	-
10:56	0.0	0.0	10:56	0.0	0.0	-
10:57	0.0	0.0	10:57	0.0	0.0	-
10:58	0.0	0.0	10:58	0.0	0.0	-
10:59	0.0	0.0	10:59	0.0	0.0	-
11:00	0.0	0.0	11:00	0.0	0.0	-
11:01	0.0	0.0	11:01	0.0	0.0	-
11:02	0.0	0.0	11:02	0.0	0.0	-
11:03	0.0	0.0	11:03	0.0	0.0	-
11:04	0.0	0.0	11:04	0.0	0.0	-
11:05	0.0	0.0	11:05	0.0	0.0	-
11:06	0.0	0.0	11:06	0.0	0.0	-
11:07	0.0	0.0	11:07	0.0	0.0	-
11:08	0.0	0.0	11:08	0.0	0.0	-
11:09	0.0	0.0	11:09	0.0	0.0	-
11:10	0.0	0.0	11:10	0.0	0.0	-
11:11	0.0	0.0	11:11	0.0	0.0	-
11:12	0.0	0.0	11:12	0.0	0.0	-
11:13	0.0	0.0	11:13	0.0	0.0	-
11:14	0.0	0.0	11:14	0.0	0.0	-
11:15	0.0	0.0	11:15	0.0	0.0	-
11:16	0.0	0.0	11:16	0.0	0.0	-
11:17	0.0	0.0	11:17	0.0	0.0	-
11:18	0.0	0.0	11:18	0.0	0.0	-
11:19	0.0	0.0	11:19	0.0	0.0	-
11:20	0.0	0.0	11:20	0.0	0.0	-
11:21	0.0	0.0	11:21	0.0	0.0	-
11:22	0.0	0.0	11:22	0.0	0.0	-
11:23	0.0	0.0	11:23	0.0	0.0	-
11:24	0.0	0.0	11:24	0.0	0.0	-
11:25	0.0	0.0	11:25	0.0	0.0	-
11:26	0.0	0.0	11:26	0.0	0.0	-
11:27	0.0	0.0	11:27	0.0	0.0	-
11:28	0.0	0.0	11:28	0.0	0.0	-
11:29	0.0	0.0	11:29	0.0	0.0	-
11:30	0.0	0.0	11:30	0.0	0.0	-
11:31	0.0	0.0	11:31	0.0	0.0	-
11:32	0.0	0.0	11:32	0.0	0.0	-
11:33	0.0	0.0	11:33	0.0	0.0	-
11:34	0.0	0.0	11:34	0.0	0.0	-
11:35	0.0	0.0	11:35	0.0	0.0	-
11:36	0.0	0.0	11:36	0.0	0.0	-

Grand Union Bowling Alley Site
BCP #360222
150 Westchester Avenue, Port Chester
December 6, 2024

PID DATA						
Upwind			Downwind			
Time	Concentration (ppm)	15-Min Avg Concentration (ppm)	Time	Concentration (ppm)	15-Min Avg Concentration (ppm)	Exceeds VOC Alarm Limit
11:37	0.0	0.0	11:37	0.0	0.0	-
11:38	0.0	0.0	11:38	0.0	0.0	-
11:39	0.0	0.0	11:39	0.0	0.0	-
11:40	0.0	0.0	11:40	0.0	0.0	-
11:41	0.0	0.0	11:41	0.0	0.0	-
11:42	0.0	0.0	11:42	0.0	0.0	-
11:43	0.0	0.0	11:43	0.0	0.0	-
11:44	0.0	0.0	11:44	0.0	0.0	-
11:45	0.0	0.0	11:45	0.0	0.0	-
11:46	0.0	0.0	11:46	0.0	0.0	-
11:47	0.0	0.0	11:47	0.0	0.0	-
11:48	0.0	0.0	11:48	0.0	0.0	-
11:49	0.0	0.0	11:49	0.0	0.0	-
11:50	0.0	0.0	11:50	0.0	0.0	-
11:51	0.0	0.0	11:51	0.0	0.0	-
11:52	0.0	0.0	11:52	0.0	0.0	-
11:53	0.0	0.0	11:53	0.0	0.0	-
11:54	0.0	0.0	11:54	0.0	0.0	-
11:55	0.0	0.0	11:55	0.0	0.0	-
11:56	0.0	0.0	11:56	0.0	0.0	-
11:57	0.0	0.0	11:57	0.0	0.0	-
11:58	0.0	0.0	11:58	0.0	0.0	-
11:59	0.0	0.0	11:59	0.0	0.0	-
12:00	0.0	0.0	12:00	0.0	0.0	-
12:01	0.0	0.0	12:01	0.0	0.0	-
12:02	0.0	0.0	12:02	0.0	0.0	-
12:03	0.0	0.0	12:03	0.0	0.0	-
12:04	0.0	0.0	12:04	0.0	0.0	-
12:05	0.0	0.0	12:05	0.0	0.0	-
12:06	0.0	0.0	12:06	0.0	0.0	-
12:07	0.0	0.0	12:07	0.0	0.0	-
12:08	0.0	0.0	12:08	0.0	0.0	-
12:09	0.0	0.0	12:09	0.0	0.0	-
12:10	0.0	0.0	12:10	0.0	0.0	-
12:11	0.0	0.0	12:11	0.0	0.0	-
12:12	0.0	0.0	12:12	0.0	0.0	-
12:13	0.0	0.0	12:13	0.0	0.0	-
12:14	0.0	0.0	12:14	0.0	0.0	-
12:15	0.0	0.0	12:15	0.0	0.0	-
12:16	0.0	0.0	12:16	0.0	0.0	-
12:17	0.0	0.0	12:17	0.0	0.0	-
12:18	0.0	0.0	12:18	0.0	0.0	-
12:19	0.0	0.0	12:19	0.0	0.0	-
12:20	0.0	0.0	12:20	0.0	0.0	-
12:21	0.0	0.0	12:21	0.0	0.0	-
12:22	0.0	0.0	12:22	0.0	0.0	-
12:23	0.0	0.0	12:23	0.0	0.0	-
12:24	0.0	0.0	12:24	0.0	0.0	-

Grand Union Bowling Alley Site
BCP #360222
150 Westchester Avenue, Port Chester
December 6, 2024

PID DATA						
Upwind			Downwind			
Time	Concentration (ppm)	15-Min Avg Concentration (ppm)	Time	Concentration (ppm)	15-Min Avg Concentration (ppm)	Exceeds VOC Alarm Limit
12:25	0.0	0.0	12:25	0.0	0.0	-
12:26	0.0	0.0	12:26	0.0	0.0	-
12:27	0.0	0.0	12:27	0.0	0.0	-
12:28	0.0	0.0	12:28	0.0	0.0	-
12:29	0.0	0.0	12:29	0.0	0.0	-
12:30	0.0	0.0	12:30	0.0	0.0	-
12:31	0.0	0.0	12:31	0.0	0.0	-
12:32	0.0	0.0	12:32	0.0	0.0	-
12:33	0.0	0.0	12:33	0.0	0.0	-
12:34	0.0	0.0	12:34	0.0	0.0	-
12:35	0.0	0.0	12:35	0.0	0.0	-
12:36	0.0	0.0	12:36	0.0	0.0	-
12:37	0.0	0.0	12:37	0.0	0.0	-
12:38	0.0	0.0	12:38	0.0	0.0	-
12:39	0.0	0.0	12:39	0.0	0.0	-
12:40	0.0	0.0	12:40	0.0	0.0	-
12:41	0.0	0.0	12:41	0.0	0.0	-
12:42	0.0	0.0	12:42	0.0	0.0	-
12:43	0.0	0.0	12:43	0.0	0.0	-
12:44	0.0	0.0	12:44	0.0	0.0	-
12:45	0.0	0.0	12:45	0.0	0.0	-
12:46	0.0	0.0	12:46	0.0	0.0	-
12:47	0.0	0.0	12:47	0.0	0.0	-
12:48	0.0	0.0	12:48	0.0	0.0	-
12:49	0.0	0.0	12:49	0.0	0.0	-
12:50	0.0	0.0	12:50	0.0	0.0	-
12:51	0.0	0.0	12:51	0.0	0.0	-
12:52	0.0	0.0	12:52	0.0	0.0	-
12:53	0.0	0.0	12:53	0.0	0.0	-
12:54	0.0	0.0	12:54	0.0	0.0	-
12:55	0.0	0.0	12:55	0.0	0.0	-
12:56	0.0	0.0	12:56	0.0	0.0	-
12:57	0.0	0.0	12:57	0.0	0.0	-
12:58	0.0	0.0	12:58	0.0	0.0	-
12:59	0.0	0.0	12:59	0.0	0.0	-
13:00	0.0	0.0	13:00	0.0	0.0	-
13:01	0.0	0.0	13:01	0.0	0.0	-
13:02	0.0	0.0	13:02	0.0	0.0	-
13:03	0.0	0.0	13:03	0.0	0.0	-
13:04	0.0	0.0	13:04	0.0	0.0	-
13:05	0.0	0.0	13:05	0.0	0.0	-
13:06	0.0	0.0	13:06	0.0	0.0	-
13:07	0.0	0.0	13:07	0.0	0.0	-
13:08	0.0	0.0	13:08	0.0	0.0	-
13:09	0.0	0.0	13:09	0.0	0.0	-
13:10	0.0	0.0	13:10	0.0	0.0	-
13:11	0.0	0.0	13:11	0.0	0.0	-
13:12	0.0	0.0	13:12	0.0	0.0	-

Grand Union Bowling Alley Site
BCP #360222
150 Westchester Avenue, Port Chester
December 6, 2024

PID DATA						
Upwind			Downwind			
Time	Concentration (ppm)	15-Min Avg Concentration (ppm)	Time	Concentration (ppm)	15-Min Avg Concentration (ppm)	Exceeds VOC Alarm Limit
13:13	0.0	0.0	13:13	0.0	0.0	-
13:14	0.0	0.0	13:14	0.0	0.0	-
13:15	0.0	0.0	13:15	0.0	0.0	-
13:16	0.0	0.0	13:16	0.0	0.0	-
13:17	0.0	0.0	13:17	0.0	0.0	-
13:18	0.0	0.0	13:18	0.0	0.0	-
13:19	0.0	0.0	13:19	0.0	0.0	-
13:20	0.0	0.0	13:20	0.0	0.0	-
13:21	0.0	0.0	13:21	0.0	0.0	-
13:22	0.0	0.0	13:22	0.0	0.0	-
13:23	0.0	0.0	13:23	0.0	0.0	-
13:24	0.0	0.0	13:24	0.0	0.0	-
13:25	0.0	0.0	13:25	0.0	0.0	-
13:26	0.0	0.0	13:26	0.0	0.0	-
13:27	0.0	0.0	13:27	0.0	0.0	-
13:28	0.0	0.0	13:28	0.0	0.0	-
13:29	0.0	0.0	13:29	0.0	0.0	-
13:30	0.0	0.0	13:30	0.0	0.0	-
13:31	0.0	0.0	13:31	0.0	0.0	-
13:32	0.0	0.0	13:32	0.0	0.0	-
13:33	0.0	0.0	13:33	0.0	0.0	-
13:34	0.0	0.0	13:34	0.0	0.0	-
13:35	0.0	0.0	13:35	0.0	0.0	-
13:36	0.0	0.0	13:36	0.0	0.0	-
13:37	0.0	0.0	13:37	0.0	0.0	-
13:38	0.0	0.0	13:38	0.0	0.0	-
13:39	0.0	0.0	13:39	0.0	0.0	-
13:40	0.0	0.0	13:40	0.0	0.0	-
13:41	0.0	0.0	13:41	0.0	0.0	-
13:42	0.0	0.0	13:42	0.0	0.0	-
13:43	0.0	0.0	13:43	0.0	0.0	-
13:44	0.0	0.0	13:44	0.0	0.0	-
13:45	0.0	0.0	13:45	0.0	0.0	-
13:46	0.0	0.0	13:46	0.0	0.0	-
13:47	0.0	0.0	13:47	0.0	0.0	-
13:48	0.0	0.0	13:48	0.0	0.0	-
13:49	0.0	0.0	13:49	0.0	0.0	-
13:50	0.0	0.0	13:50	0.0	0.0	-
13:51	0.0	0.0	13:51	0.0	0.0	-
13:52	0.0	0.0	13:52	0.0	0.0	-
13:53	0.0	0.0	13:53	0.0	0.0	-
13:54	0.0	0.0	13:54	0.0	0.0	-
13:55	0.0	0.0	13:55	0.0	0.0	-
13:56	0.0	0.0	13:56	0.0	0.0	-
13:57	0.0	0.0	13:57	0.0	0.0	-
13:58	0.0	0.0	13:58	0.0	0.0	-
13:59	0.0	0.0	13:59	0.0	0.0	-
14:00	0.0	0.0	14:00	0.0	0.0	-

Grand Union Bowling Alley Site
BCP #360222
150 Westchester Avenue, Port Chester
December 6, 2024

PID DATA						
Upwind			Downwind			
Time	Concentration (ppm)	15-Min Avg Concentration (ppm)	Time	Concentration (ppm)	15-Min Avg Concentration (ppm)	Exceeds VOC Alarm Limit
14:01	0.0	0.0	14:01	0.0	0.0	-
14:02	0.0	0.0	14:02	0.0	0.0	-
14:03	0.0	0.0	14:03	0.0	0.0	-
14:04	0.0	0.0	14:04	0.0	0.0	-
14:05	0.0	0.0	14:05	0.0	0.0	-
14:06	0.0	0.0	14:06	0.0	0.0	-
14:07	0.0	0.0	14:07	0.0	0.0	-
14:08	0.0	0.0	14:08	0.0	0.0	-
14:09	0.0	0.0	14:09	0.0	0.0	-
14:10	0.0	0.0	14:10	0.0	0.0	-
14:11	0.0	0.0	14:11	0.0	0.0	-
14:12	0.0	0.0	14:12	0.0	0.0	-
14:13	0.0	0.0	14:13	0.0	0.0	-
14:14	0.0	0.0	14:14	0.0	0.0	-
14:15	0.0	0.0	14:15	0.0	0.0	-
14:16	0.0	0.0	14:16	0.0	0.0	-
14:17	0.0	0.0	14:17	0.0	0.0	-
14:18	0.0	0.0	14:18	0.0	0.0	-
14:19	0.0	0.0	14:19	0.0	0.0	-
14:20	0.0	0.0	14:20	0.0	0.0	-
14:21	0.0	0.0	14:21	0.0	0.0	-
14:22	0.0	0.0	14:22	0.0	0.0	-
14:23	0.0	0.0	14:23	0.0	0.0	-
14:24	0.0	0.0	14:24	0.0	0.0	-
14:25	0.0	0.0	14:25	0.0	0.0	-
14:26	0.0	0.0	14:26	0.0	0.0	-
14:27	0.0	0.0	14:27	0.0	0.0	-
14:28	0.0	0.0	14:28	0.0	0.0	-
14:29	0.0	0.0	14:29	0.0	0.0	-
14:30	0.0	0.0	14:30	0.0	0.0	-
14:31	0.0	0.0	14:31	0.0	0.0	-
14:32	0.0	0.0	14:32	0.0	0.0	-
14:33	0.0	0.0	14:33	0.0	0.0	-
14:34	0.0	0.0	14:34	0.0	0.0	-
14:35	0.0	0.0	14:35	0.0	0.0	-
14:36	0.0	0.0	14:36	0.0	0.0	-
14:37	0.0	0.0	14:37	0.0	0.0	-
14:38	0.0	0.0	14:38	0.0	0.0	-
14:39	0.0	0.0	14:39	0.0	0.0	-
14:40	0.0	0.0	14:40	0.0	0.0	-
14:41	0.0	0.0	14:41	0.0	0.0	-
14:42	0.0	0.0	14:42	0.0	0.0	-
14:43	0.0	0.0	14:43	0.0	0.0	-
14:44	0.0	0.0	14:44	0.0	0.0	-
14:45	0.0	0.0	14:45	0.0	0.0	-
14:46	0.0	0.0	14:46	0.0	0.0	-
14:47	0.0	0.0	14:47	0.0	0.0	-
14:48	0.0	0.0	14:48	0.0	0.0	-

Grand Union Bowling Alley Site
BCP #360222
150 Westchester Avenue, Port Chester
December 6, 2024

PID DATA						
Upwind			Downwind			
Time	Concentration (ppm)	15-Min Avg Concentration (ppm)	Time	Concentration (ppm)	15-Min Avg Concentration (ppm)	Exceeds VOC Alarm Limit
14:49	0.0	0.0	14:49	0.0	0.0	-
14:50	0.0	0.0	14:50	0.0	0.0	-
14:51	0.0	0.0	14:51	0.0	0.0	-
14:52	0.0	0.0	14:52	0.0	0.0	-
14:53	0.0	0.0	14:53	0.0	0.0	-
14:54	0.0	0.0	14:54	0.0	0.0	-
14:55	0.0	0.0	14:55	0.0	0.0	-
14:56	0.0	0.0	14:56	0.0	0.0	-
14:57	0.0	0.0	14:57	0.0	0.0	-
14:58	0.0	0.0	14:58	0.0	0.0	-
14:59	0.0	0.0	14:59	0.0	0.0	-
15:00	0.0	0.0	15:00	0.0	0.0	-
15:01	0.0	0.0	15:01	0.0	0.0	-
15:02	0.0	0.0	15:02	0.0	0.0	-
15:03	0.0	0.0	15:03	0.0	0.0	-
15:04	0.0	0.0	15:04	0.0	0.0	-
15:05	0.0	0.0	15:05	0.0	0.0	-
15:06	0.0	0.0	15:06	0.0	0.0	-
15:07	0.0	0.0	15:07	0.0	0.0	-
15:08	0.0	0.0	15:08	0.0	0.0	-
15:09	0.0	0.0	15:09	0.0	0.0	-
15:10	0.0	0.0	15:10	0.0	0.0	-
15:11	0.0	0.0	15:11	0.0	0.0	-
15:12	0.0	0.0	15:12	0.0	0.0	-
15:13	0.0	0.0	15:13	0.0	0.0	-
15:14	0.0	0.0	15:14	0.0	0.0	-
15:15	0.0	0.0	15:15	0.0	0.0	-
15:16	0.0	0.0	15:16	0.0	0.0	-
15:17	0.0	0.0	15:17	0.0	0.0	-
15:18	0.0	0.0	15:18	0.0	0.0	-
15:19	0.0	0.0	15:19	0.0	0.0	-
15:20	0.0	0.0	15:20	0.0	0.0	-
15:21	0.0	0.0	15:21	0.0	0.0	-
15:22	0.0	0.0	15:22	0.0	0.0	-
15:23	0.0	0.0	15:23	0.0	0.0	-
15:24	0.0	0.0	15:24	0.0	0.0	-
15:25	0.0	0.0	15:25	0.0	0.0	-
15:26	0.0	0.0	15:26	0.0	0.0	-
15:27	0.0	0.0	15:27	0.0	0.0	-
15:28	0.0	0.0	15:28	0.0	0.0	-
15:29	0.0	0.0	15:29	0.0	0.0	-
15:30	0.0	0.0	15:30	0.0	0.0	-
15:31	0.0	0.0	15:31	0.0	0.0	-
15:32	0.0	0.0	15:32	0.0	0.0	-
15:33	0.0	0.0	15:33	0.0	0.0	-
15:34	0.0	0.0	15:34	0.0	0.0	-
15:35	0.0	0.0	15:35	0.0	0.0	-
15:36	0.0	0.0	15:36	0.0	0.0	-

Grand Union Bowling Alley Site
BCP #360222
150 Westchester Avenue, Port Chester
December 6, 2024

PID DATA						
Upwind			Downwind			
Time	Concentration (ppm)	15-Min Avg Concentration (ppm)	Time	Concentration (ppm)	15-Min Avg Concentration (ppm)	Exceeds VOC Alarm Limit
15:37	0.0	0.0	15:37	0.0	0.0	-
15:38	0.0	0.0	15:38	0.0	0.0	-
15:39	0.0	0.0	15:39	0.0	0.0	-
15:40	0.0	0.0	15:40	0.0	0.0	-
15:41	0.0	0.0	15:41	0.0	0.0	-
15:42	0.0	0.0	15:42	0.0	0.0	-
15:43	0.0	0.0	15:43	0.0	0.0	-
15:44	0.0	0.0	15:44	0.0	0.0	-
15:45	0.0	0.0	15:45	0.0	0.0	-
15:46	0.0	0.0	15:46	0.0	0.0	-
15:47	0.0	0.0	15:47	0.0	0.0	-
15:48	0.0	0.0	15:48	0.0	0.0	-
15:49	0.0	0.0	15:49	0.0	0.0	-
15:50	0.0	0.0	15:50	0.0	0.0	-
15:51	0.0	0.0	15:51	0.0	0.0	-
15:52	0.0	0.0	15:52	0.0	0.0	-
15:53	0.0	0.0	15:53	0.0	0.0	-
15:54	0.0	0.0	15:54	0.0	0.0	-
15:55	0.0	0.0	15:55	0.0	0.0	-
15:56	0.0	0.0	15:56	0.0	0.0	-
15:57	0.0	0.0	15:57	0.0	0.0	-
15:58	0.0	0.0	15:58	0.0	0.0	-

SESI CONSULTING ENGINEERS

959 US-46 Floor 3, Suite 300 - Parsippany-Troy Hills, NJ

DAILY AIR MONITORING REPORT
150 Westchester Avenue
Port Chester, New York

12/07/2024

Rev. No. 0	Page 1 of 2
Project Number: 11895A	
Dust Action Level	150 µg/m^3
VOC Action Level	5 ppm

Weather Data Range for Work Day		Wind Direction	WNW	Relative Humidity (%)	43.0 - 60.0	Daily Rain Total (in)	0.00	Readings in the summary table and graphs below are the reported downwind concentrations.
Temperature (°F)	35.0 - 41.0	Wind Speed (MPH)	5.0 - 8.1	Barometer (inHg)	30.10 - 30.10	Avg. Dew Point Temp (°F)	22.3	

Station Location	Daily Avg. Dust Concentration (µg/m^3)	Max 15-Min Dust Concentration (µg/m^3)	Time of Max Dust Reading	Daily Avg. VOC Concentration (ppm)	Max 15-Min VOC Concentration (ppm)	Time of Max VOC Reading
Upwind	14.4	20.5	10:21	0.0	0.0	10:21
Downwind	52.4	57.9	13:37	0.0	0.0	10:23

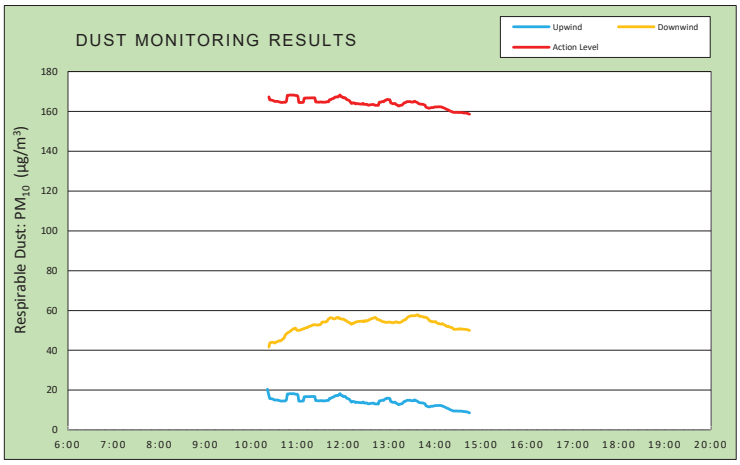

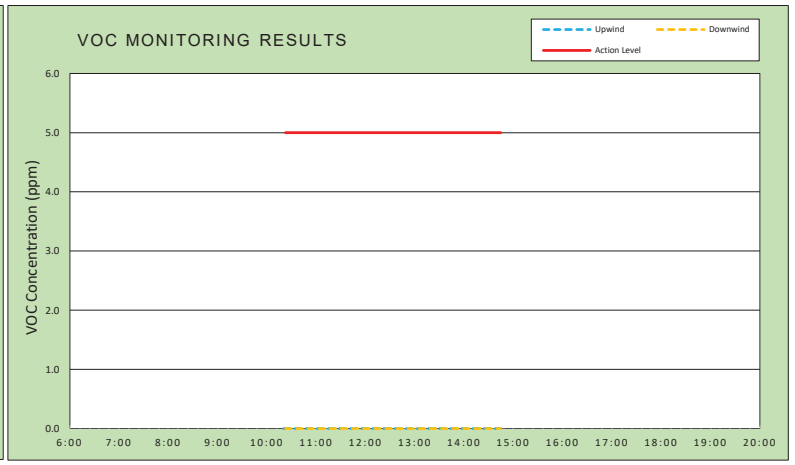

Air Monitoring Notes:

Weather Notes:

EMILCOTT
A Triumvirate Environmental Company

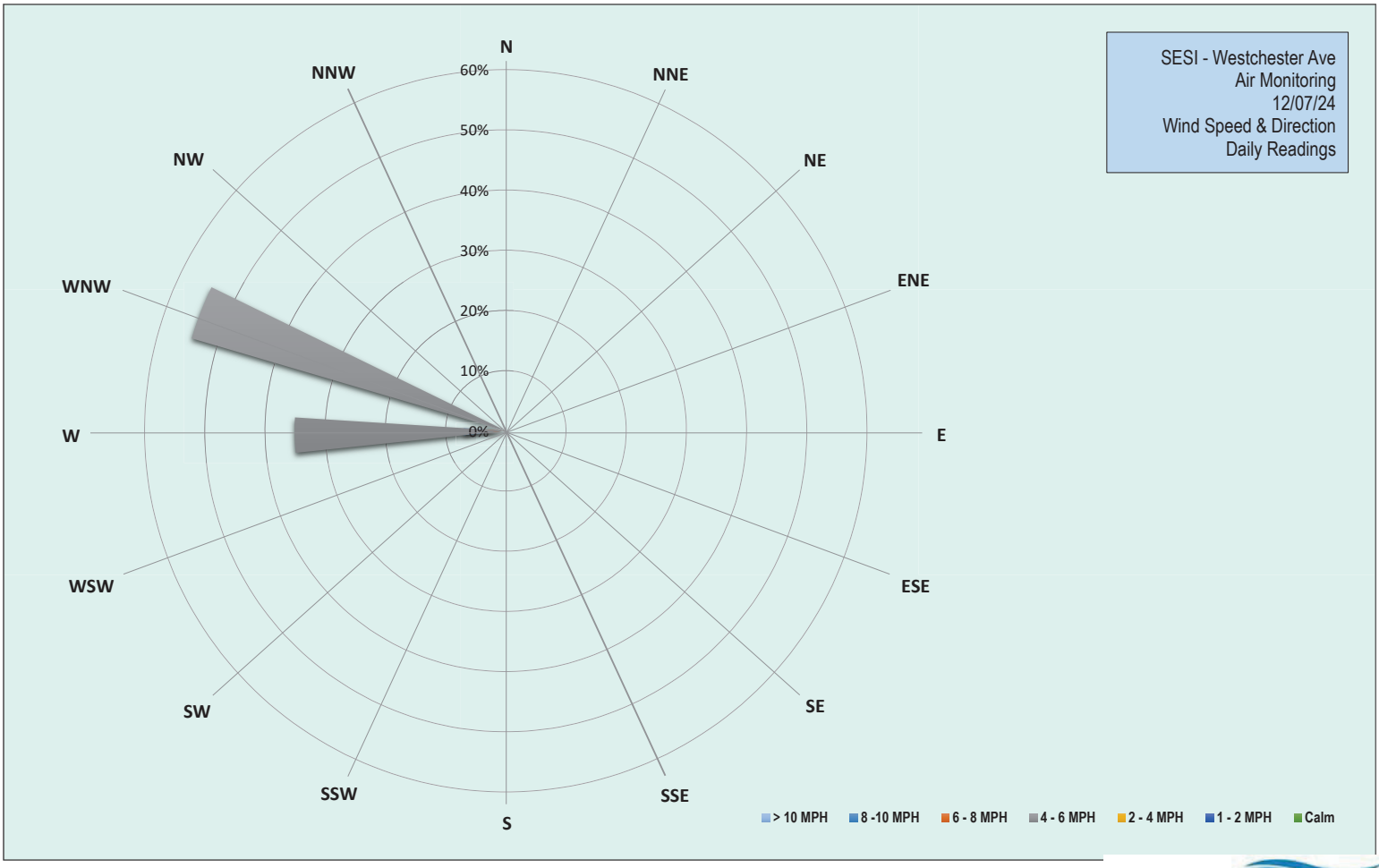

EMILCOTT
A Triumvirate Environmental Company

Grand Union Bowling Alley Site
BCP #360222
150 Westchester Avenue, Port Chester
December 7, 2024

Saturday, December 7, 2024						
Number of Instances Where Downwind Particulates Exceeds Upwind Particulate + 150 =						0
Number of Comparable Data Points =						263
Start Time:						10:06
End Time:						14:45
PARTICULATE DATA						
Upwind			Downwind			Exceeds Particulate Alarm Limit
Time	Concentration (ug/m^3)	15-Min Avg Concentration (ug/m^3)	Time	Concentration (ug/m^3)	15-Min Avg Concentration (ug/m^3)	
10:06	39.0	-	10:06	-	-	-
10:07	39.3	-	10:07	-	-	-
10:08	41.0	-	10:08	14.3	-	-
10:09	37.3	-	10:09	14.8	-	-
10:10	15.5	-	10:10	38.0	-	-
10:11	15.0	-	10:11	41.8	-	-
10:12	16.0	-	10:12	42.5	-	-
10:13	16.0	-	10:13	42.8	-	-
10:14	18.8	-	10:14	47.5	-	-
10:15	17.3	-	10:15	49.3	-	-
10:16	15.3	-	10:16	43.5	-	-
10:17	15.0	-	10:17	42.0	-	-
10:18	15.3	-	10:18	41.5	-	-
10:19	14.0	-	10:19	43.3	-	-
10:20	15.5	-	10:20	43.0	-	-
10:21	16.0	20.5	10:21	43.5	-	-
10:22	15.5	18.9	10:22	44.3	-	-
10:23	17.0	17.3	10:23	46.8	41.6	-
10:24	15.3	15.8	10:24	43.3	43.5	-
10:25	14.5	15.8	10:25	43.3	43.9	-
10:26	14.5	15.7	10:26	42.8	43.9	-
10:27	14.3	15.6	10:27	43.5	44.0	-
10:28	14.5	15.5	10:28	43.8	44.1	-
10:29	16.3	15.3	10:29	45.8	44.0	-
10:30	13.8	15.1	10:30	45.3	43.7	-
10:31	14.0	15.0	10:31	44.3	43.7	-
10:32	15.8	15.1	10:32	45.5	44.0	-
10:33	14.5	15.0	10:33	46.0	44.3	-
10:34	14.5	15.1	10:34	44.8	44.4	-
10:35	13.8	14.9	10:35	45.5	44.5	-
10:36	13.8	14.8	10:36	46.5	44.7	-
10:37	14.8	14.7	10:37	44.8	44.8	-
10:38	14.8	14.6	10:38	46.3	44.7	-
10:39	14.3	14.5	10:39	47.5	45.0	-
10:40	14.0	14.5	10:40	47.0	45.3	-
10:41	15.0	14.5	10:41	48.3	45.6	-
10:42	15.3	14.6	10:42	47.6	45.9	-
10:43	15.0	14.6	10:43	50.8	46.4	-
10:44	15.3	14.6	10:44	61.0	47.4	-
10:45	16.5	14.7	10:45	52.6	47.9	-
10:46	23.5	15.4	10:46	50.6	48.3	-
10:47	55.5	18.0	10:47	50.4	48.6	-

Grand Union Bowling Alley Site
BCP #360222
150 Westchester Avenue, Port Chester
December 7, 2024

PARTICULATE DATA						
Upwind			Downwind			Exceeds Particulate Alarm Limit
Time	Concentration (ug/m^3)	15-Min Avg Concentration (ug/m^3)	Time	Concentration (ug/m^3)	15-Min Avg Concentration (ug/m^3)	
10:48	15.8	18.1	10:48	50.2	48.9	-
10:49	14.8	18.1	10:49	47.6	49.1	-
10:50	15.0	18.2	10:50	49.6	49.4	-
10:51	14.3	18.2	10:51	49.4	49.6	-
10:52	14.5	18.2	10:52	50.2	49.9	-
10:53	14.3	18.2	10:53	51.4	50.3	-
10:54	14.0	18.2	10:54	50.8	50.5	-
10:55	15.3	18.3	10:55	51.6	50.8	-
10:56	13.5	18.2	10:56	49.8	50.9	-
10:57	13.8	18.1	10:57	51.0	51.1	-
10:58	14.0	18.0	10:58	49.4	51.0	-
10:59	15.0	18.0	10:59	49.0	50.2	-
11:00	15.0	17.9	11:00	49.2	50.0	-
11:01	14.5	17.3	11:01	51.2	50.1	-
11:02	14.5	14.5	11:02	50.2	50.0	-
11:03	14.8	14.5	11:03	50.8	50.1	-
11:04	14.8	14.5	11:04	50.6	50.3	-
11:05	14.5	14.4	11:05	49.8	50.3	-
11:06	15.0	14.5	11:06	52.6	50.5	-
11:07	15.0	14.5	11:07	53.6	50.7	-
11:08	15.8	14.6	11:08	51.2	50.7	-
11:09	43.8	16.6	11:09	54.2	50.9	-
11:10	15.8	16.6	11:10	53.8	51.1	-
11:11	15.0	16.7	11:11	52.2	51.3	-
11:12	13.8	16.7	11:12	52.8	51.4	-
11:13	14.3	16.8	11:13	49.2	51.4	-
11:14	14.8	16.7	11:14	53.8	51.7	-
11:15	14.8	16.7	11:15	52.4	51.9	-
11:16	15.5	16.8	11:16	52.4	52.0	-
11:17	14.0	16.8	11:17	52.6	52.1	-
11:18	15.5	16.8	11:18	53.4	52.3	-
11:19	14.8	16.8	11:19	52.0	52.4	-
11:20	14.8	16.8	11:20	54.4	52.7	-
11:21	14.5	16.8	11:21	54.0	52.8	-
11:22	15.5	16.8	11:22	53.4	52.8	-
11:23	14.5	16.7	11:23	52.2	52.9	-
11:24	14.5	14.8	11:24	53.2	52.8	-
11:25	15.5	14.8	11:25	53.6	52.8	-
11:26	13.8	14.7	11:26	51.4	52.7	-
11:27	13.5	14.7	11:27	52.0	52.7	-
11:28	13.8	14.6	11:28	51.2	52.8	-
11:29	14.8	14.6	11:29	53.0	52.7	-
11:30	16.3	14.7	11:30	55.6	53.0	-
11:31	15.0	14.7	11:31	55.8	53.2	-
11:32	14.5	14.7	11:32	65.2	54.0	-
11:33	13.0	14.6	11:33	54.6	54.1	-
11:34	15.8	14.6	11:34	54.2	54.3	-
11:35	15.0	14.7	11:35	54.4	54.3	-

Grand Union Bowling Alley Site
BCP #360222
150 Westchester Avenue, Port Chester
December 7, 2024

PARTICULATE DATA						
Upwind			Downwind			Exceeds Particulate Alarm Limit
Time	Concentration (ug/m^3)	15-Min Avg Concentration (ug/m^3)	Time	Concentration (ug/m^3)	15-Min Avg Concentration (ug/m^3)	
11:36	14.0	14.6	11:36	52.8	54.2	-
11:37	15.5	14.6	11:37	54.6	54.3	-
11:38	17.0	14.8	11:38	55.8	54.5	-
11:39	15.0	14.8	11:39	54.4	54.6	-
11:40	15.5	14.8	11:40	65.6	55.4	-
11:41	14.8	14.9	11:41	57.6	55.8	-
11:42	27.3	15.8	11:42	55.2	56.0	-
11:43	15.3	15.9	11:43	56.4	56.3	-
11:44	15.0	15.9	11:44	53.2	56.4	-
11:45	21.3	16.3	11:45	54.0	56.3	-
11:46	16.5	16.4	11:46	53.6	56.1	-
11:47	17.8	16.6	11:47	60.6	55.8	-
11:48	14.0	16.6	11:48	55.0	55.8	-
11:49	23.0	17.1	11:49	53.6	55.8	-
11:50	15.5	17.2	11:50	57.8	56.0	-
11:51	16.3	17.3	11:51	57.6	56.3	-
11:52	15.3	17.3	11:52	54.8	56.3	-
11:53	16.0	17.2	11:53	54.0	56.2	-
11:54	20.5	17.6	11:54	58.8	56.5	-
11:55	21.3	18.0	11:55	57.2	56.0	-
11:56	18.8	18.2	11:56	56.2	55.9	-
11:57	15.0	17.4	11:57	55.2	55.9	-
11:58	14.5	17.4	11:58	53.4	55.7	-
11:59	13.0	17.2	11:59	53.4	55.7	-
12:00	14.5	16.8	12:00	52.8	55.6	-
12:01	19.3	17.0	12:01	54.2	55.6	-
12:02	14.5	16.8	12:02	53.4	55.2	-
12:03	14.3	16.8	12:03	52.8	55.0	-
12:04	13.0	16.1	12:04	52.0	54.9	-
12:05	13.3	16.0	12:05	52.0	54.5	-
12:06	13.0	15.7	12:06	53.4	54.2	-
12:07	13.5	15.6	12:07	53.0	54.1	-
12:08	12.8	15.4	12:08	51.8	54.0	-
12:09	12.8	14.9	12:09	52.8	53.6	-
12:10	13.3	14.4	12:10	53.0	53.3	-
12:11	13.0	14.0	12:11	53.2	53.1	-
12:12	20.3	14.3	12:12	60.8	53.5	-
12:13	13.5	14.3	12:13	55.2	53.6	-
12:14	12.8	14.2	12:14	53.4	53.6	-
12:15	13.5	14.2	12:15	59.2	54.0	-
12:16	12.8	13.7	12:16	55.2	54.1	-
12:17	16.8	13.9	12:17	56.2	54.3	-
12:18	15.0	13.9	12:18	54.2	54.4	-
12:19	12.5	13.9	12:19	53.0	54.4	-
12:20	11.8	13.8	12:20	54.0	54.6	-
12:21	12.5	13.8	12:21	52.6	54.5	-
12:22	12.5	13.7	12:22	52.6	54.5	-
12:23	12.5	13.7	12:23	53.4	54.6	-

Grand Union Bowling Alley Site
BCP #360222
150 Westchester Avenue, Port Chester
December 7, 2024

PARTICULATE DATA						
Upwind			Downwind			Exceeds Particulate Alarm Limit
Time	Concentration (ug/m^3)	15-Min Avg Concentration (ug/m^3)	Time	Concentration (ug/m^3)	15-Min Avg Concentration (ug/m^3)	
12:24	12.8	13.7	12:24	52.6	54.6	-
12:25	13.0	13.7	12:25	54.0	54.6	-
12:26	18.5	14.0	12:26	55.4	54.8	-
12:27	13.0	13.6	12:27	54.6	54.4	-
12:28	13.5	13.6	12:28	57.2	54.5	-
12:29	12.5	13.5	12:29	60.8	55.0	-
12:30	13.0	13.5	12:30	56.0	54.8	-
12:31	13.3	13.5	12:31	54.4	54.7	-
12:32	12.8	13.3	12:32	57.8	54.8	-
12:33	12.8	13.1	12:33	59.6	55.2	-
12:34	13.8	13.2	12:34	55.2	55.3	-
12:35	13.0	13.3	12:35	56.0	55.5	-
12:36	13.0	13.3	12:36	56.8	55.8	-
12:37	14.0	13.4	12:37	55.2	55.9	-
12:38	12.8	13.4	12:38	53.6	55.9	-
12:39	13.0	13.5	12:39	55.8	56.2	-
12:40	12.8	13.4	12:40	55.8	56.3	-
12:41	13.5	13.1	12:41	57.6	56.4	-
12:42	12.8	13.1	12:42	55.2	56.5	-
12:43	13.0	13.1	12:43	53.2	56.2	-
12:44	12.8	13.1	12:44	52.6	55.7	-
12:45	13.3	13.1	12:45	53.8	55.5	-
12:46	12.8	13.1	12:46	53.6	55.5	-
12:47	35.0	14.5	12:47	55.2	55.3	-
12:48	14.5	14.7	12:48	55.8	55.0	-
12:49	14.0	14.7	12:49	54.2	55.0	-
12:50	14.8	14.8	12:50	52.6	54.7	-
12:51	15.8	15.0	12:51	52.4	54.4	-
12:52	12.5	14.9	12:52	54.2	54.4	-
12:53	13.0	14.9	12:53	52.4	54.3	-
12:54	20.0	15.4	12:54	53.6	54.1	-
12:55	16.5	15.6	12:55	56.4	54.2	-
12:56	13.5	15.6	12:56	55.8	54.1	-
12:57	18.0	16.0	12:57	54.4	54.0	-
12:58	13.5	16.0	12:58	54.8	54.1	-
12:59	11.8	15.9	12:59	53.4	54.2	-
13:00	12.3	15.9	13:00	53.4	54.1	-
13:01	11.8	15.8	13:01	54.2	54.2	-
13:02	13.0	14.3	13:02	53.8	54.1	-
13:03	12.3	14.2	13:03	53.0	53.9	-
13:04	11.8	14.0	13:04	52.8	53.8	-
13:05	11.8	13.8	13:05	53.8	53.9	-
13:06	17.0	13.9	13:06	53.4	54.0	-
13:07	13.0	13.9	13:07	55.0	54.0	-
13:08	13.0	13.9	13:08	55.2	54.2	-
13:09	12.5	13.4	13:09	55.2	54.3	-
13:10	13.5	13.2	13:10	54.4	54.2	-
13:11	12.3	13.2	13:11	53.6	54.0	-

Grand Union Bowling Alley Site
BCP #360222
150 Westchester Avenue, Port Chester
December 7, 2024

PARTICULATE DATA						
Upwind			Downwind			Exceeds Particulate Alarm Limit
Time	Concentration (ug/m^3)	15-Min Avg Concentration (ug/m^3)	Time	Concentration (ug/m^3)	15-Min Avg Concentration (ug/m^3)	
13:12	12.3	12.8	13:12	53.6	54.0	-
13:13	13.3	12.8	13:13	54.4	53.9	-
13:14	14.3	12.9	13:14	54.4	54.0	-
13:15	14.3	13.1	13:15	54.6	54.1	-
13:16	12.8	13.1	13:16	56.0	54.2	-
13:17	14.3	13.2	13:17	58.4	54.5	-
13:18	19.0	13.7	13:18	58.4	54.9	-
13:19	17.3	14.0	13:19	55.4	55.1	-
13:20	17.3	14.4	13:20	55.5	55.2	-
13:21	16.8	14.4	13:21	58.0	55.5	-
13:22	16.0	14.6	13:22	56.3	55.6	-
13:23	16.8	14.8	13:23	64.0	56.1	-
13:24	14.3	14.9	13:24	61.3	56.5	-
13:25	12.8	14.9	13:25	58.0	56.8	-
13:26	12.5	14.9	13:26	57.0	57.0	-
13:27	13.0	15.0	13:27	55.5	57.1	-
13:28	11.8	14.9	13:28	56.0	57.2	-
13:29	11.8	14.7	13:29	55.8	57.3	-
13:30	14.0	14.7	13:30	54.0	57.3	-
13:31	13.5	14.7	13:31	57.5	57.4	-
13:32	14.5	14.7	13:32	58.0	57.4	-
13:33	25.0	15.1	13:33	58.0	57.3	-
13:34	14.0	14.9	13:34	55.8	57.4	-
13:35	14.5	14.7	13:35	58.5	57.6	-
13:36	14.5	14.6	13:36	59.8	57.7	-
13:37	13.3	14.4	13:37	59.0	57.9	-
13:38	11.5	14.1	13:38	60.0	57.6	-
13:39	11.3	13.9	13:39	56.8	57.3	-
13:40	11.0	13.7	13:40	53.5	57.0	-
13:41	11.3	13.7	13:41	59.3	57.2	-
13:42	12.3	13.6	13:42	54.5	57.1	-
13:43	11.3	13.6	13:43	53.8	56.9	-
13:44	11.8	13.6	13:44	53.8	56.8	-
13:45	11.8	13.4	13:45	54.3	56.8	-
13:46	11.0	13.3	13:46	53.3	56.5	-
13:47	11.5	13.1	13:47	59.8	56.7	-
13:48	11.8	12.2	13:48	55.8	56.5	-
13:49	11.8	12.0	13:49	55.0	56.5	-
13:50	12.0	11.9	13:50	53.3	56.1	-
13:51	12.0	11.7	13:51	53.5	55.7	-
13:52	12.0	11.6	13:52	52.8	55.3	-
13:53	12.3	11.7	13:53	53.0	54.8	-
13:54	13.3	11.8	13:54	54.0	54.6	-
13:55	12.8	11.9	13:55	54.5	54.7	-
13:56	11.3	11.9	13:56	54.5	54.4	-
13:57	12.3	11.9	13:57	54.8	54.4	-
13:58	12.8	12.0	13:58	52.8	54.3	-
13:59	13.8	12.1	13:59	53.0	54.3	-

Grand Union Bowling Alley Site
BCP #360222
150 Westchester Avenue, Port Chester
December 7, 2024

PARTICULATE DATA						
Upwind			Downwind			Exceeds Particulate Alarm Limit
Time	Concentration (ug/m^3)	15-Min Avg Concentration (ug/m^3)	Time	Concentration (ug/m^3)	15-Min Avg Concentration (ug/m^3)	
14:00	13.5	12.3	14:00	56.3	54.4	-
14:01	10.8	12.2	14:01	52.8	54.4	-
14:02	11.5	12.2	14:02	52.0	53.9	-
14:03	12.0	12.3	14:03	52.0	53.6	-
14:04	12.3	12.3	14:04	52.8	53.5	-
14:05	12.8	12.3	14:05	53.5	53.5	-
14:06	11.5	12.3	14:06	50.5	53.3	-
14:07	11.3	12.3	14:07	51.3	53.2	-
14:08	12.8	12.3	14:08	53.5	53.2	-
14:09	10.5	12.1	14:09	57.5	53.4	-
14:10	10.0	11.9	14:10	51.3	53.2	-
14:11	9.5	11.8	14:11	51.5	53.0	-
14:12	10.3	11.7	14:12	50.5	52.7	-
14:13	9.8	11.5	14:13	50.8	52.6	-
14:14	10.5	11.3	14:14	50.5	52.4	-
14:15	10.0	11.0	14:15	50.3	52.0	-
14:16	9.5	10.9	14:16	51.5	52.0	-
14:17	9.0	10.8	14:17	54.3	52.1	-
14:18	8.5	10.5	14:18	49.5	51.9	-
14:19	9.5	10.4	14:19	48.8	51.7	-
14:20	9.3	10.1	14:20	51.5	51.5	-
14:21	9.3	10.0	14:21	50.0	51.5	-
14:22	9.5	9.9	14:22	50.0	51.4	-
14:23	9.5	9.6	14:23	49.5	51.2	-
14:24	9.3	9.6	14:24	50.0	50.7	-
14:25	9.0	9.5	14:25	50.0	50.6	-
14:26	10.0	9.5	14:26	51.0	50.5	-
14:27	10.3	9.5	14:27	51.5	50.6	-
14:28	9.5	9.5	14:28	51.0	50.6	-
14:29	11.0	9.5	14:29	51.0	50.7	-
14:30	9.0	9.5	14:30	51.3	50.7	-
14:31	9.0	9.4	14:31	51.5	50.7	-
14:32	9.3	9.5	14:32	51.8	50.6	-
14:33	9.0	9.5	14:33	53.3	50.8	-
14:34	9.0	9.5	14:34	48.5	50.8	-
14:35	8.5	9.4	14:35	49.8	50.7	-
14:36	8.5	9.4	14:36	49.0	50.6	-
14:37	8.3	9.3	14:37	49.3	50.6	-
14:38	8.0	9.2	14:38	49.5	50.6	-
14:39	10.3	9.2	14:39	50.5	50.6	-
14:40	8.5	9.2	14:40	49.3	50.5	-
14:41	8.5	9.1	14:41	49.5	50.4	-
14:42	8.8	9.0	14:42	50.0	50.3	-
14:43	8.3	8.9	14:43	50.8	50.3	-
14:44	7.8	8.7	14:44	48.0	50.1	-
14:45	7.8	8.6	14:45	49.8	50.0	-

Grand Union Bowling Alley Site
BCP #360222
150 Westchester Avenue, Port Chester
December 7, 2024

Saturday, December 7, 2024						
					Number of Instances Where Downwind VOCs Exceeds Upwind VOCs + 5 =	0
					Number of Comparable Data Points =	263
					Start Time:	10:06
					End Time:	14:45
PID DATA						
Upwind			Downwind			
Time	Concentration (ppm)	15-Min Avg Concentration (ppm)	Time	Concentration (ppm)	15-Min Avg Concentration (ppm)	Exceeds VOC Alarm Limit
10:06	0.0	-	10:06	-	-	-
10:07	0.0	-	10:07	-	-	-
10:08	0.0	-	10:08	0.0	-	-
10:09	0.0	-	10:09	0.0	-	-
10:10	0.0	-	10:10	0.0	-	-
10:11	0.0	-	10:11	0.0	-	-
10:12	0.0	-	10:12	0.0	-	-
10:13	0.0	-	10:13	0.0	-	-
10:14	0.0	-	10:14	0.0	-	-
10:15	0.0	-	10:15	0.0	-	-
10:16	0.0	-	10:16	0.0	-	-
10:17	0.0	-	10:17	0.0	-	-
10:18	0.0	-	10:18	0.0	-	-
10:19	0.0	-	10:19	0.0	-	-
10:20	0.0	-	10:20	0.0	-	-
10:21	0.0	0.0	10:21	0.0	-	-
10:22	0.0	0.0	10:22	0.0	-	-
10:23	0.0	0.0	10:23	0.0	0.0	-
10:24	0.0	0.0	10:24	0.0	0.0	-
10:25	0.0	0.0	10:25	0.0	0.0	-
10:26	0.0	0.0	10:26	0.0	0.0	-
10:27	0.0	0.0	10:27	0.0	0.0	-
10:28	0.0	0.0	10:28	0.0	0.0	-
10:29	0.0	0.0	10:29	0.0	0.0	-
10:30	0.0	0.0	10:30	0.0	0.0	-
10:31	0.0	0.0	10:31	0.0	0.0	-
10:32	0.0	0.0	10:32	0.0	0.0	-
10:33	0.0	0.0	10:33	0.0	0.0	-
10:34	0.0	0.0	10:34	0.0	0.0	-
10:35	0.0	0.0	10:35	0.0	0.0	-
10:36	0.0	0.0	10:36	0.0	0.0	-
10:37	0.0	0.0	10:37	0.0	0.0	-
10:38	0.0	0.0	10:38	0.0	0.0	-
10:39	0.0	0.0	10:39	0.0	0.0	-
10:40	0.0	0.0	10:40	0.0	0.0	-
10:41	0.0	0.0	10:41	0.0	0.0	-
10:42	0.0	0.0	10:42	0.0	0.0	-
10:43	0.0	0.0	10:43	0.0	0.0	-
10:44	0.0	0.0	10:44	0.0	0.0	-
10:45	0.0	0.0	10:45	0.0	0.0	-
10:46	0.0	0.0	10:46	0.0	0.0	-
10:47	0.0	0.0	10:47	0.0	0.0	-

Grand Union Bowling Alley Site
BCP #360222
150 Westchester Avenue, Port Chester
December 7, 2024

PID DATA						
Upwind			Downwind			
Time	Concentration (ppm)	15-Min Avg Concentration (ppm)	Time	Concentration (ppm)	15-Min Avg Concentration (ppm)	Exceeds VOC Alarm Limit
10:48	0.0	0.0	10:48	0.0	0.0	-
10:49	0.0	0.0	10:49	0.0	0.0	-
10:50	0.0	0.0	10:50	0.0	0.0	-
10:51	0.0	0.0	10:51	0.0	0.0	-
10:52	0.0	0.0	10:52	0.0	0.0	-
10:53	0.0	0.0	10:53	0.0	0.0	-
10:54	0.0	0.0	10:54	0.0	0.0	-
10:55	0.0	0.0	10:55	0.0	0.0	-
10:56	0.0	0.0	10:56	0.0	0.0	-
10:57	0.0	0.0	10:57	0.0	0.0	-
10:58	0.0	0.0	10:58	0.0	0.0	-
10:59	0.0	0.0	10:59	0.0	0.0	-
11:00	0.0	0.0	11:00	0.0	0.0	-
11:01	0.0	0.0	11:01	0.0	0.0	-
11:02	0.0	0.0	11:02	0.0	0.0	-
11:03	0.0	0.0	11:03	0.0	0.0	-
11:04	0.0	0.0	11:04	0.0	0.0	-
11:05	0.0	0.0	11:05	0.0	0.0	-
11:06	0.0	0.0	11:06	0.0	0.0	-
11:07	0.0	0.0	11:07	0.0	0.0	-
11:08	0.0	0.0	11:08	0.0	0.0	-
11:09	0.0	0.0	11:09	0.0	0.0	-
11:10	0.0	0.0	11:10	0.0	0.0	-
11:11	0.0	0.0	11:11	0.0	0.0	-
11:12	0.0	0.0	11:12	0.0	0.0	-
11:13	0.0	0.0	11:13	0.0	0.0	-
11:14	0.0	0.0	11:14	0.0	0.0	-
11:15	0.0	0.0	11:15	0.0	0.0	-
11:16	0.0	0.0	11:16	0.0	0.0	-
11:17	0.0	0.0	11:17	0.0	0.0	-
11:18	0.0	0.0	11:18	0.0	0.0	-
11:19	0.0	0.0	11:19	0.0	0.0	-
11:20	0.0	0.0	11:20	0.0	0.0	-
11:21	0.0	0.0	11:21	0.0	0.0	-
11:22	0.0	0.0	11:22	0.0	0.0	-
11:23	0.0	0.0	11:23	0.0	0.0	-
11:24	0.0	0.0	11:24	0.0	0.0	-
11:25	0.0	0.0	11:25	0.0	0.0	-
11:26	0.0	0.0	11:26	0.0	0.0	-
11:27	0.0	0.0	11:27	0.0	0.0	-
11:28	0.0	0.0	11:28	0.0	0.0	-
11:29	0.0	0.0	11:29	0.0	0.0	-
11:30	0.0	0.0	11:30	0.0	0.0	-
11:31	0.0	0.0	11:31	0.0	0.0	-
11:32	0.0	0.0	11:32	0.0	0.0	-
11:33	0.0	0.0	11:33	0.0	0.0	-
11:34	0.0	0.0	11:34	0.0	0.0	-
11:35	0.0	0.0	11:35	0.0	0.0	-

Grand Union Bowling Alley Site
BCP #360222
150 Westchester Avenue, Port Chester
December 7, 2024

PID DATA						
Upwind			Downwind			
Time	Concentration (ppm)	15-Min Avg Concentration (ppm)	Time	Concentration (ppm)	15-Min Avg Concentration (ppm)	Exceeds VOC Alarm Limit
11:36	0.0	0.0	11:36	0.0	0.0	-
11:37	0.0	0.0	11:37	0.0	0.0	-
11:38	0.0	0.0	11:38	0.0	0.0	-
11:39	0.0	0.0	11:39	0.0	0.0	-
11:40	0.0	0.0	11:40	0.0	0.0	-
11:41	0.0	0.0	11:41	0.0	0.0	-
11:42	0.0	0.0	11:42	0.0	0.0	-
11:43	0.0	0.0	11:43	0.0	0.0	-
11:44	0.0	0.0	11:44	0.0	0.0	-
11:45	0.0	0.0	11:45	0.0	0.0	-
11:46	0.0	0.0	11:46	0.0	0.0	-
11:47	0.0	0.0	11:47	0.0	0.0	-
11:48	0.0	0.0	11:48	0.0	0.0	-
11:49	0.0	0.0	11:49	0.0	0.0	-
11:50	0.0	0.0	11:50	0.0	0.0	-
11:51	0.0	0.0	11:51	0.0	0.0	-
11:52	0.0	0.0	11:52	0.0	0.0	-
11:53	0.0	0.0	11:53	0.0	0.0	-
11:54	0.0	0.0	11:54	0.0	0.0	-
11:55	0.0	0.0	11:55	0.0	0.0	-
11:56	0.0	0.0	11:56	0.0	0.0	-
11:57	0.0	0.0	11:57	0.0	0.0	-
11:58	0.0	0.0	11:58	0.0	0.0	-
11:59	0.0	0.0	11:59	0.0	0.0	-
12:00	0.0	0.0	12:00	0.0	0.0	-
12:01	0.0	0.0	12:01	0.0	0.0	-
12:02	0.0	0.0	12:02	0.0	0.0	-
12:03	0.0	0.0	12:03	0.0	0.0	-
12:04	0.0	0.0	12:04	0.0	0.0	-
12:05	0.0	0.0	12:05	0.0	0.0	-
12:06	0.0	0.0	12:06	0.0	0.0	-
12:07	0.0	0.0	12:07	0.0	0.0	-
12:08	0.0	0.0	12:08	0.0	0.0	-
12:09	0.0	0.0	12:09	0.0	0.0	-
12:10	0.0	0.0	12:10	0.0	0.0	-
12:11	0.0	0.0	12:11	0.0	0.0	-
12:12	0.0	0.0	12:12	0.0	0.0	-
12:13	0.0	0.0	12:13	0.0	0.0	-
12:14	0.0	0.0	12:14	0.0	0.0	-
12:15	0.0	0.0	12:15	0.0	0.0	-
12:16	0.0	0.0	12:16	0.0	0.0	-
12:17	0.0	0.0	12:17	0.0	0.0	-
12:18	0.0	0.0	12:18	0.0	0.0	-
12:19	0.0	0.0	12:19	0.0	0.0	-
12:20	0.0	0.0	12:20	0.0	0.0	-
12:21	0.0	0.0	12:21	0.0	0.0	-
12:22	0.0	0.0	12:22	0.0	0.0	-
12:23	0.0	0.0	12:23	0.0	0.0	-

Grand Union Bowling Alley Site
BCP #360222
150 Westchester Avenue, Port Chester
December 7, 2024

PID DATA						
Upwind			Downwind			
Time	Concentration (ppm)	15-Min Avg Concentration (ppm)	Time	Concentration (ppm)	15-Min Avg Concentration (ppm)	Exceeds VOC Alarm Limit
12:24	0.0	0.0	12:24	0.0	0.0	-
12:25	0.0	0.0	12:25	0.0	0.0	-
12:26	0.0	0.0	12:26	0.0	0.0	-
12:27	0.0	0.0	12:27	0.0	0.0	-
12:28	0.0	0.0	12:28	0.0	0.0	-
12:29	0.0	0.0	12:29	0.0	0.0	-
12:30	0.0	0.0	12:30	0.0	0.0	-
12:31	0.0	0.0	12:31	0.0	0.0	-
12:32	0.0	0.0	12:32	0.0	0.0	-
12:33	0.0	0.0	12:33	0.0	0.0	-
12:34	0.0	0.0	12:34	0.0	0.0	-
12:35	0.0	0.0	12:35	0.0	0.0	-
12:36	0.0	0.0	12:36	0.0	0.0	-
12:37	0.0	0.0	12:37	0.0	0.0	-
12:38	0.0	0.0	12:38	0.0	0.0	-
12:39	0.0	0.0	12:39	0.0	0.0	-
12:40	0.0	0.0	12:40	0.0	0.0	-
12:41	0.0	0.0	12:41	0.0	0.0	-
12:42	0.0	0.0	12:42	0.0	0.0	-
12:43	0.0	0.0	12:43	0.0	0.0	-
12:44	0.0	0.0	12:44	0.0	0.0	-
12:45	0.0	0.0	12:45	0.0	0.0	-
12:46	0.0	0.0	12:46	0.0	0.0	-
12:47	0.0	0.0	12:47	0.0	0.0	-
12:48	0.0	0.0	12:48	0.0	0.0	-
12:49	0.0	0.0	12:49	0.0	0.0	-
12:50	0.0	0.0	12:50	0.0	0.0	-
12:51	0.0	0.0	12:51	0.0	0.0	-
12:52	0.0	0.0	12:52	0.0	0.0	-
12:53	0.0	0.0	12:53	0.0	0.0	-
12:54	0.0	0.0	12:54	0.0	0.0	-
12:55	0.0	0.0	12:55	0.0	0.0	-
12:56	0.0	0.0	12:56	0.0	0.0	-
12:57	0.0	0.0	12:57	0.0	0.0	-
12:58	0.0	0.0	12:58	0.0	0.0	-
12:59	0.0	0.0	12:59	0.0	0.0	-
13:00	0.0	0.0	13:00	0.0	0.0	-
13:01	0.0	0.0	13:01	0.0	0.0	-
13:02	0.0	0.0	13:02	0.0	0.0	-
13:03	0.0	0.0	13:03	0.0	0.0	-
13:04	0.0	0.0	13:04	0.0	0.0	-
13:05	0.0	0.0	13:05	0.0	0.0	-
13:06	0.0	0.0	13:06	0.0	0.0	-
13:07	0.0	0.0	13:07	0.0	0.0	-
13:08	0.0	0.0	13:08	0.0	0.0	-
13:09	0.0	0.0	13:09	0.0	0.0	-
13:10	0.0	0.0	13:10	0.0	0.0	-
13:11	0.0	0.0	13:11	0.0	0.0	-

Grand Union Bowling Alley Site
BCP #360222
150 Westchester Avenue, Port Chester
December 7, 2024

PID DATA						
Upwind			Downwind			
Time	Concentration (ppm)	15-Min Avg Concentration (ppm)	Time	Concentration (ppm)	15-Min Avg Concentration (ppm)	Exceeds VOC Alarm Limit
13:12	0.0	0.0	13:12	0.0	0.0	-
13:13	0.0	0.0	13:13	0.0	0.0	-
13:14	0.0	0.0	13:14	0.0	0.0	-
13:15	0.0	0.0	13:15	0.0	0.0	-
13:16	0.0	0.0	13:16	0.0	0.0	-
13:17	0.0	0.0	13:17	0.0	0.0	-
13:18	0.0	0.0	13:18	0.0	0.0	-
13:19	0.0	0.0	13:19	0.0	0.0	-
13:20	0.0	0.0	13:20	0.0	0.0	-
13:21	0.0	0.0	13:21	0.0	0.0	-
13:22	0.0	0.0	13:22	0.0	0.0	-
13:23	0.0	0.0	13:23	0.0	0.0	-
13:24	0.0	0.0	13:24	0.0	0.0	-
13:25	0.0	0.0	13:25	0.0	0.0	-
13:26	0.0	0.0	13:26	0.0	0.0	-
13:27	0.0	0.0	13:27	0.0	0.0	-
13:28	0.0	0.0	13:28	0.0	0.0	-
13:29	0.0	0.0	13:29	0.0	0.0	-
13:30	0.0	0.0	13:30	0.0	0.0	-
13:31	0.0	0.0	13:31	0.0	0.0	-
13:32	0.0	0.0	13:32	0.0	0.0	-
13:33	0.0	0.0	13:33	0.0	0.0	-
13:34	0.0	0.0	13:34	0.0	0.0	-
13:35	0.0	0.0	13:35	0.0	0.0	-
13:36	0.0	0.0	13:36	0.0	0.0	-
13:37	0.0	0.0	13:37	0.0	0.0	-
13:38	0.0	0.0	13:38	0.0	0.0	-
13:39	0.0	0.0	13:39	0.0	0.0	-
13:40	0.0	0.0	13:40	0.0	0.0	-
13:41	0.0	0.0	13:41	0.0	0.0	-
13:42	0.0	0.0	13:42	0.0	0.0	-
13:43	0.0	0.0	13:43	0.0	0.0	-
13:44	0.0	0.0	13:44	0.0	0.0	-
13:45	0.0	0.0	13:45	0.0	0.0	-
13:46	0.0	0.0	13:46	0.0	0.0	-
13:47	0.0	0.0	13:47	0.0	0.0	-
13:48	0.0	0.0	13:48	0.0	0.0	-
13:49	0.0	0.0	13:49	0.0	0.0	-
13:50	0.0	0.0	13:50	0.0	0.0	-
13:51	0.0	0.0	13:51	0.0	0.0	-
13:52	0.0	0.0	13:52	0.0	0.0	-
13:53	0.0	0.0	13:53	0.0	0.0	-
13:54	0.0	0.0	13:54	0.0	0.0	-
13:55	0.0	0.0	13:55	0.0	0.0	-
13:56	0.0	0.0	13:56	0.0	0.0	-
13:57	0.0	0.0	13:57	0.0	0.0	-
13:58	0.0	0.0	13:58	0.0	0.0	-
13:59	0.0	0.0	13:59	0.0	0.0	-

Grand Union Bowling Alley Site
BCP #360222
150 Westchester Avenue, Port Chester
December 7, 2024

PID DATA						
Upwind			Downwind			
Time	Concentration (ppm)	15-Min Avg Concentration (ppm)	Time	Concentration (ppm)	15-Min Avg Concentration (ppm)	Exceeds VOC Alarm Limit
14:00	0.0	0.0	14:00	0.0	0.0	-
14:01	0.0	0.0	14:01	0.0	0.0	-
14:02	0.0	0.0	14:02	0.0	0.0	-
14:03	0.0	0.0	14:03	0.0	0.0	-
14:04	0.0	0.0	14:04	0.0	0.0	-
14:05	0.0	0.0	14:05	0.0	0.0	-
14:06	0.0	0.0	14:06	0.0	0.0	-
14:07	0.0	0.0	14:07	0.0	0.0	-
14:08	0.0	0.0	14:08	0.0	0.0	-
14:09	0.0	0.0	14:09	0.0	0.0	-
14:10	0.0	0.0	14:10	0.0	0.0	-
14:11	0.0	0.0	14:11	0.0	0.0	-
14:12	0.0	0.0	14:12	0.0	0.0	-
14:13	0.0	0.0	14:13	0.0	0.0	-
14:14	0.0	0.0	14:14	0.0	0.0	-
14:15	0.0	0.0	14:15	0.0	0.0	-
14:16	0.0	0.0	14:16	0.0	0.0	-
14:17	0.0	0.0	14:17	0.0	0.0	-
14:18	0.0	0.0	14:18	0.0	0.0	-
14:19	0.0	0.0	14:19	0.0	0.0	-
14:20	0.0	0.0	14:20	0.0	0.0	-
14:21	0.0	0.0	14:21	0.0	0.0	-
14:22	0.0	0.0	14:22	0.0	0.0	-
14:23	0.0	0.0	14:23	0.0	0.0	-
14:24	0.0	0.0	14:24	0.0	0.0	-
14:25	0.0	0.0	14:25	0.0	0.0	-
14:26	0.0	0.0	14:26	0.0	0.0	-
14:27	0.0	0.0	14:27	0.0	0.0	-
14:28	0.0	0.0	14:28	0.0	0.0	-
14:29	0.0	0.0	14:29	0.0	0.0	-
14:30	0.0	0.0	14:30	0.0	0.0	-
14:31	0.0	0.0	14:31	0.0	0.0	-
14:32	0.0	0.0	14:32	0.0	0.0	-
14:33	0.0	0.0	14:33	0.0	0.0	-
14:34	0.0	0.0	14:34	0.0	0.0	-
14:35	0.0	0.0	14:35	0.0	0.0	-
14:36	0.0	0.0	14:36	0.0	0.0	-
14:37	0.0	0.0	14:37	0.0	0.0	-
14:38	0.0	0.0	14:38	0.0	0.0	-
14:39	0.0	0.0	14:39	0.0	0.0	-
14:40	0.0	0.0	14:40	0.0	0.0	-
14:41	0.0	0.0	14:41	0.0	0.0	-
14:42	0.0	0.0	14:42	0.0	0.0	-
14:43	0.0	0.0	14:43	0.0	0.0	-
14:44	0.0	0.0	14:44	0.0	0.0	-
14:45	0.0	0.0	14:45	0.0	0.0	-

SESI CONSULTING ENGINEERS

959 US-46 Floor 3, Suite 300 - Parsippany-Troy Hills, NJ

DAILY AIR MONITORING REPORT
150 Westchester Avenue
Port Chester, New York

12/09/2024

Rev. No. 0 | Page 1 of 2

Project Number: 11895A

Dust Action Level: 150 µg/m^3

VOC Action Level: 5 ppm

Weather Data Range for Work Day		Wind Direction	E	Relative Humidity (%)	75.0 - 91.0	Daily Rain Total (in)	0.13	Readings in the summary table and graphs below are the reported downwind concentrations.
Temperature (°F)	32.0 - 48.0	Wind Speed (MPH)	0.6 - 6.2	Barometer (inHg)	30.00 - 30.10	Avg. Dew Point Temp (°F)	38.5	

Station Location	Daily Avg. Dust Concentration (µg/m^3)	Max 15-Min Dust Concentration (µg/m^3)	Time of Max Dust Reading	Daily Avg. VOC Concentration (ppm)	Max 15-Min VOC Concentration (ppm)	Time of Max VOC Reading
Upwind	45.6	57.3	11:23	0.0	0.0	7:49
Downwind	22.7	47.1	9:15	0.0	0.0	7:47

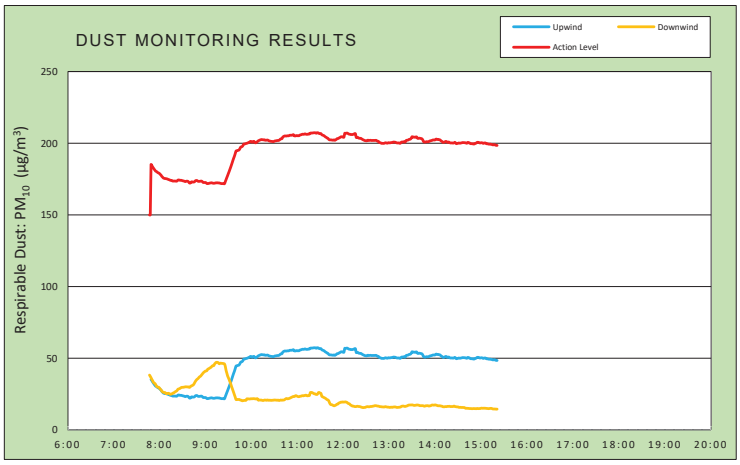

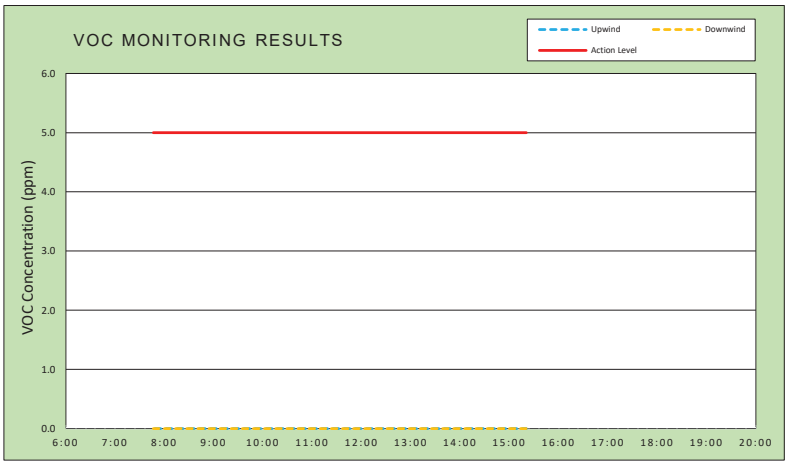

Air Monitoring Notes:

Weather Notes:

EMILCOTT
A Triumvirate Environmental Company

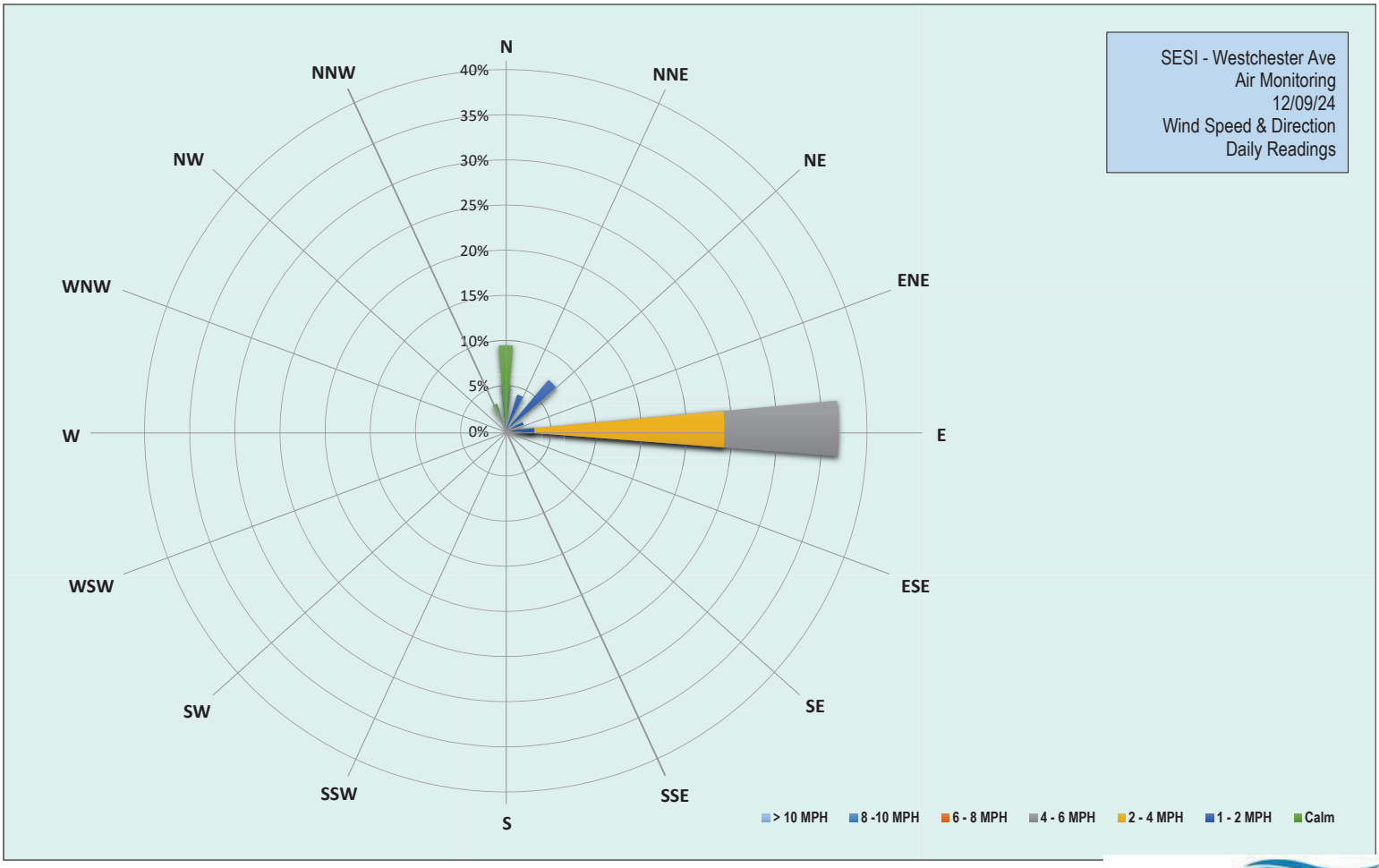

EMILCOTT
A Triumvirate Environmental Company

Grand Union Bowling Alley Site
BCP #360222
150 Westchester Avenue, Port Chester
December 9, 2024

Monday, December 9, 2024						
Number of Instances Where Downwind Particulates Exceeds Upwind Particulate + 150 =						0
Number of Comparable Data Points =						453
Start Time:						7:32
End Time:						15:21
PARTICULATE DATA						
Upwind			Downwind			Exceeds Particulate Alarm Limit
Time	Concentration (ug/m^3)	15-Min Avg Concentration (ug/m^3)	Time	Concentration (ug/m^3)	15-Min Avg Concentration (ug/m^3)	
7:32	-	-	7:32	72.5	-	-
7:33	-	-	7:33	47.8	-	-
7:34	44.0	-	7:34	48.3	-	-
7:35	42.8	-	7:35	46.3	-	-
7:36	42.0	-	7:36	40.8	-	-
7:37	38.0	-	7:37	41.5	-	-
7:38	37.8	-	7:38	40.5	-	-
7:39	36.5	-	7:39	35.8	-	-
7:40	35.3	-	7:40	35.3	-	-
7:41	31.0	-	7:41	40.0	-	-
7:42	33.3	-	7:42	32.5	-	-
7:43	31.5	-	7:43	32.8	-	-
7:44	31.0	-	7:44	31.8	-	-
7:45	31.3	-	7:45	34.3	-	-
7:46	32.3	-	7:46	34.5	-	-
7:47	36.0	-	7:47	32.5	38.3	-
7:48	37.0	-	7:48	34.3	37.4	-
7:49	33.0	35.2	7:49	33.8	36.4	-
7:50	31.5	34.5	7:50	29.5	35.3	-
7:51	28.0	33.6	7:51	27.5	34.4	-
7:52	26.0	32.8	7:52	25.5	33.4	-
7:53	26.0	32.0	7:53	31.3	32.7	-
7:54	25.8	31.3	7:54	31.3	32.4	-
7:55	25.0	30.6	7:55	24.0	31.7	-
7:56	27.0	30.3	7:56	23.8	30.6	-
7:57	27.0	29.9	7:57	25.3	30.1	-
7:58	25.3	29.5	7:58	28.5	29.8	-
7:59	27.3	29.2	7:59	30.8	29.8	-
8:00	26.0	28.9	8:00	25.8	29.2	-
8:01	23.3	28.3	8:01	23.8	28.5	-
8:02	28.5	27.8	8:02	25.3	28.0	-
8:03	24.5	26.9	8:03	22.3	27.2	-
8:04	25.0	26.4	8:04	25.0	26.6	-
8:05	22.5	25.8	8:05	24.5	26.3	-
8:06	24.5	25.6	8:06	24.5	26.1	-
8:07	23.3	25.4	8:07	26.5	26.2	-
8:08	25.8	25.4	8:08	24.8	25.7	-
8:09	23.8	25.2	8:09	24.0	25.2	-
8:10	23.3	25.1	8:10	27.0	25.4	-
8:11	23.5	24.9	8:11	25.3	25.5	-
8:12	23.5	24.7	8:12	25.5	25.6	-
8:13	23.0	24.5	8:13	24.0	25.3	-

Grand Union Bowling Alley Site
BCP #360222
150 Westchester Avenue, Port Chester
December 9, 2024

PARTICULATE DATA						
Upwind			Downwind			Exceeds Particulate Alarm Limit
Time	Concentration (ug/m^3)	15-Min Avg Concentration (ug/m^3)	Time	Concentration (ug/m^3)	15-Min Avg Concentration (ug/m^3)	
8:14	23.0	24.2	8:14	25.5	24.9	-
8:15	23.8	24.1	8:15	26.8	25.0	-
8:16	23.5	24.1	8:16	27.3	25.2	-
8:17	22.5	23.7	8:17	28.5	25.4	-
8:18	23.8	23.6	8:18	28.0	25.8	-
8:19	24.8	23.6	8:19	27.5	26.0	-
8:20	23.0	23.7	8:20	31.5	26.4	-
8:21	23.8	23.6	8:21	29.3	26.8	-
8:22	22.3	23.5	8:22	31.3	27.1	-
8:23	28.0	23.7	8:23	31.0	27.5	-
8:24	32.0	24.2	8:24	36.8	28.3	-
8:25	25.5	24.4	8:25	30.8	28.6	-
8:26	22.0	24.3	8:26	28.0	28.8	-
8:27	21.3	24.1	8:27	30.0	29.1	-
8:28	23.5	24.2	8:28	29.5	29.4	-
8:29	21.5	24.1	8:29	29.5	29.7	-
8:30	21.0	23.9	8:30	27.3	29.7	-
8:31	21.5	23.8	8:31	27.8	29.8	-
8:32	20.5	23.6	8:32	30.0	29.9	-
8:33	20.3	23.4	8:33	29.5	30.0	-
8:34	23.0	23.3	8:34	29.5	30.1	-
8:35	26.5	23.5	8:35	31.0	30.1	-
8:36	24.3	23.5	8:36	29.3	30.1	-
8:37	21.3	23.5	8:37	30.0	30.0	-
8:38	21.5	23.0	8:38	31.8	30.0	-
8:39	21.8	22.4	8:39	31.5	29.7	-
8:40	23.5	22.2	8:40	34.8	30.0	-
8:41	27.3	22.6	8:41	36.8	30.5	-
8:42	29.8	23.1	8:42	33.8	30.8	-
8:43	20.8	23.0	8:43	33.8	31.1	-
8:44	21.3	22.9	8:44	34.0	31.4	-
8:45	21.5	23.0	8:45	37.0	32.0	-
8:46	25.8	23.3	8:46	42.5	33.0	-
8:47	29.3	23.8	8:47	44.3	34.0	-
8:48	22.5	24.0	8:48	40.5	34.7	-
8:49	23.0	24.0	8:49	38.5	35.3	-
8:50	20.8	23.6	8:50	37.0	35.7	-
8:51	21.3	23.4	8:51	37.5	36.2	-
8:52	21.5	23.4	8:52	40.0	36.9	-
8:53	22.0	23.5	8:53	37.3	37.3	-
8:54	23.8	23.6	8:54	37.8	37.7	-
8:55	23.3	23.6	8:55	45.3	38.4	-
8:56	22.0	23.2	8:56	46.3	39.0	-
8:57	21.3	22.7	8:57	44.3	39.7	-
8:58	20.5	22.6	8:58	41.8	40.3	-
8:59	20.8	22.6	8:59	40.0	40.7	-
9:00	21.8	22.6	9:00	43.3	41.1	-
9:01	21.8	22.4	9:01	44.0	41.2	-

Grand Union Bowling Alley Site
BCP #360222
150 Westchester Avenue, Port Chester
December 9, 2024

PARTICULATE DATA						
Upwind			Downwind			Exceeds Particulate Alarm Limit
Time	Concentration (ug/m^3)	15-Min Avg Concentration (ug/m^3)	Time	Concentration (ug/m^3)	15-Min Avg Concentration (ug/m^3)	
9:02	22.3	21.9	9:02	48.0	41.4	-
9:03	22.5	21.9	9:03	54.5	42.4	-
9:04	23.8	21.9	9:04	42.3	42.6	-
9:05	23.3	22.1	9:05	42.0	42.9	-
9:06	23.3	22.2	9:06	43.3	43.3	-
9:07	23.0	22.3	9:07	44.3	43.6	-
9:08	23.3	22.4	9:08	44.8	44.1	-
9:09	21.5	22.3	9:09	46.2	44.7	-
9:10	21.3	22.1	9:10	48.0	44.8	-
9:11	21.3	22.1	9:11	46.6	44.9	-
9:12	22.3	22.2	9:12	62.0	46.1	-
9:13	22.3	22.3	9:13	49.6	46.6	-
9:14	22.8	22.4	9:14	48.4	47.1	-
9:15	21.0	22.4	9:15	43.4	47.1	-
9:16	22.5	22.4	9:16	43.8	47.1	-
9:17	20.8	22.3	9:17	43.0	46.8	-
9:18	22.5	22.3	9:18	45.0	46.2	-
9:19	21.3	22.1	9:19	47.8	46.5	-
9:20	21.0	22.0	9:20	42.4	46.6	-
9:21	21.3	21.9	9:21	42.2	46.5	-
9:22	23.0	21.9	9:22	43.2	46.4	-
9:23	23.3	21.9	9:23	44.2	46.4	-
9:24	20.8	21.8	9:24	44.0	46.2	-
9:25	20.8	21.8	9:25	44.4	46.0	-
9:26	43.6	23.3	9:26	21.3	44.3	-
9:27	42.8	24.6	9:27	21.0	41.6	-
9:28	44.0	26.1	9:28	21.0	39.7	-
9:29	42.8	27.4	9:29	19.3	37.7	-
9:30	43.2	28.9	9:30	24.3	36.5	-
9:31	43.0	30.3	9:31	24.3	35.1	-
9:32	43.4	31.8	9:32	21.0	33.7	-
9:33	44.4	33.2	9:33	25.5	32.4	-
9:34	45.0	34.8	9:34	20.5	30.6	-
9:35	45.2	36.4	9:35	20.0	29.1	-
9:36	46.4	38.1	9:36	19.0	27.5	-
9:37	46.4	39.7	9:37	20.0	26.0	-
9:38	45.0	41.1	9:38	20.0	24.4	-
9:39	46.6	42.8	9:39	20.8	22.8	-
9:40	46.8	44.6	9:40	20.0	21.2	-
9:41	45.8	44.7	9:41	21.5	21.2	-
9:42	46.4	45.0	9:42	21.5	21.2	-
9:43	46.0	45.1	9:43	20.8	21.2	-
9:44	46.6	45.3	9:44	20.3	21.3	-
9:45	55.8	46.2	9:45	20.8	21.1	-
9:46	58.2	47.2	9:46	20.3	20.8	-
9:47	48.0	47.5	9:47	20.3	20.7	-
9:48	47.6	47.7	9:48	20.0	20.4	-
9:49	55.0	48.4	9:49	21.5	20.4	-

Grand Union Bowling Alley Site
BCP #360222
150 Westchester Avenue, Port Chester
December 9, 2024

PARTICULATE DATA						
Upwind			Downwind			Exceeds Particulate Alarm Limit
Time	Concentration (ug/m^3)	15-Min Avg Concentration (ug/m^3)	Time	Concentration (ug/m^3)	15-Min Avg Concentration (ug/m^3)	
9:50	59.8	49.4	9:50	21.3	20.5	-
9:51	49.0	49.5	9:51	20.8	20.6	-
9:52	47.4	49.6	9:52	20.3	20.7	-
9:53	48.2	49.8	9:53	20.3	20.7	-
9:54	48.8	50.0	9:54	35.8	21.7	-
9:55	49.6	50.1	9:55	20.0	21.7	-
9:56	49.4	50.4	9:56	21.8	21.7	-
9:57	50.8	50.7	9:57	20.5	21.6	-
9:58	49.2	50.9	9:58	20.5	21.6	-
9:59	53.4	51.3	9:59	22.3	21.7	-
10:00	51.8	51.1	10:00	21.0	21.8	-
10:01	52.6	50.7	10:01	20.5	21.8	-
10:02	50.6	50.9	10:02	20.8	21.8	-
10:03	55.0	51.4	10:03	20.5	21.8	-
10:04	49.8	51.0	10:04	20.8	21.8	-
10:05	49.6	50.3	10:05	20.0	21.7	-
10:06	49.4	50.4	10:06	19.8	21.6	-
10:07	52.8	50.7	10:07	22.0	21.8	-
10:08	55.0	51.2	10:08	20.8	21.8	-
10:09	56.0	51.7	10:09	20.3	20.8	-
10:10	53.2	51.9	10:10	22.0	20.9	-
10:11	54.0	52.2	10:11	21.8	20.9	-
10:12	52.4	52.3	10:12	19.8	20.8	-
10:13	53.0	52.6	10:13	20.8	20.9	-
10:14	52.2	52.5	10:14	19.5	20.7	-
10:15	51.2	52.5	10:15	19.5	20.6	-
10:16	51.0	52.3	10:16	21.0	20.6	-
10:17	51.6	52.4	10:17	24.3	20.8	-
10:18	50.6	52.1	10:18	20.8	20.9	-
10:19	49.8	52.1	10:19	19.8	20.8	-
10:20	50.0	52.1	10:20	18.8	20.7	-
10:21	51.0	52.3	10:21	23.0	20.9	-
10:22	49.4	52.0	10:22	19.8	20.8	-
10:23	50.0	51.7	10:23	19.5	20.7	-
10:24	54.2	51.6	10:24	21.3	20.8	-
10:25	50.6	51.4	10:25	21.3	20.7	-
10:26	52.6	51.3	10:26	20.5	20.6	-
10:27	52.0	51.3	10:27	21.5	20.7	-
10:28	51.4	51.2	10:28	20.3	20.7	-
10:29	52.0	51.2	10:29	21.0	20.8	-
10:30	55.0	51.4	10:30	20.8	20.9	-
10:31	54.2	51.6	10:31	20.3	20.8	-
10:32	52.4	51.7	10:32	24.5	20.9	-
10:33	52.2	51.8	10:33	19.3	20.8	-
10:34	51.8	51.9	10:34	19.5	20.7	-
10:35	49.8	51.9	10:35	20.3	20.8	-
10:36	53.0	52.0	10:36	19.3	20.6	-
10:37	54.8	52.4	10:37	20.3	20.6	-

Grand Union Bowling Alley Site
BCP #360222
150 Westchester Avenue, Port Chester
December 9, 2024

PARTICULATE DATA						
Upwind			Downwind			Exceeds Particulate Alarm Limit
Time	Concentration (ug/m^3)	15-Min Avg Concentration (ug/m^3)	Time	Concentration (ug/m^3)	15-Min Avg Concentration (ug/m^3)	
10:38	57.2	52.9	10:38	23.3	20.9	-
10:39	58.0	53.1	10:39	20.8	20.8	-
10:40	51.2	53.2	10:40	19.8	20.7	-
10:41	68.2	54.2	10:41	22.8	20.9	-
10:42	58.6	54.7	10:42	21.0	20.9	-
10:43	56.0	55.0	10:43	22.5	21.0	-
10:44	54.0	55.1	10:44	26.3	21.4	-
10:45	54.2	55.0	10:45	26.5	21.7	-
10:46	54.6	55.1	10:46	23.3	21.9	-
10:47	54.3	55.2	10:47	21.5	21.7	-
10:48	52.3	55.2	10:48	20.0	21.8	-
10:49	52.3	55.2	10:49	21.0	21.9	-
10:50	54.5	55.5	10:50	24.0	22.1	-
10:51	53.8	55.6	10:51	22.5	22.4	-
10:52	54.5	55.6	10:52	24.8	22.7	-
10:53	58.3	55.6	10:53	27.0	22.9	-
10:54	59.8	55.8	10:54	24.8	23.2	-
10:55	54.8	56.0	10:55	22.8	23.4	-
10:56	56.8	55.2	10:56	21.3	23.3	-
10:57	57.3	55.1	10:57	26.5	23.6	-
10:58	56.3	55.2	10:58	27.0	23.9	-
10:59	57.3	55.4	10:59	23.5	23.8	-
11:00	52.0	55.2	11:00	22.8	23.5	-
11:01	56.0	55.3	11:01	20.0	23.3	-
11:02	52.8	55.2	11:02	20.3	23.2	-
11:03	56.5	55.5	11:03	22.3	23.4	-
11:04	57.3	55.8	11:04	23.8	23.5	-
11:05	55.8	55.9	11:05	24.8	23.6	-
11:06	57.3	56.2	11:06	26.0	23.8	-
11:07	57.0	56.3	11:07	26.0	23.9	-
11:08	57.0	56.2	11:08	25.5	23.8	-
11:09	61.0	56.3	11:09	28.0	24.0	-
11:10	58.0	56.5	11:10	23.0	24.0	-
11:11	54.3	56.4	11:11	24.5	24.3	-
11:12	55.3	56.2	11:12	24.5	24.1	-
11:13	56.0	56.2	11:13	22.3	23.8	-
11:14	59.0	56.3	11:14	25.3	23.9	-
11:15	55.0	56.5	11:15	22.8	23.9	-
11:16	53.8	56.4	11:16	23.3	24.1	-
11:17	62.8	57.1	11:17	49.0	26.1	-
11:18	57.0	57.1	11:18	24.0	26.2	-
11:19	58.3	57.2	11:19	23.3	26.1	-
11:20	55.8	57.2	11:20	21.0	25.9	-
11:21	59.0	57.3	11:21	21.3	25.6	-
11:22	57.5	57.3	11:22	21.8	25.3	-
11:23	57.5	57.3	11:23	24.8	25.2	-
11:24	59.0	57.2	11:24	22.8	24.9	-
11:25	54.5	57.0	11:25	21.5	24.8	-

Grand Union Bowling Alley Site
BCP #360222
150 Westchester Avenue, Port Chester
December 9, 2024

PARTICULATE DATA						
Upwind			Downwind			Exceeds Particulate Alarm Limit
Time	Concentration (ug/m^3)	15-Min Avg Concentration (ug/m^3)	Time	Concentration (ug/m^3)	15-Min Avg Concentration (ug/m^3)	
11:26	59.3	57.3	11:26	24.5	24.8	-
11:27	55.3	57.3	11:27	35.5	25.5	-
11:28	51.8	57.0	11:28	32.8	26.2	-
11:29	54.0	56.7	11:29	21.5	26.0	-
11:30	56.3	56.8	11:30	18.8	25.7	-
11:31	52.5	56.7	11:31	19.5	25.5	-
11:32	51.8	56.0	11:32	20.0	23.5	-
11:33	53.3	55.7	11:33	18.8	23.2	-
11:34	54.8	55.5	11:34	18.5	22.9	-
11:35	52.3	55.2	11:35	16.8	22.6	-
11:36	51.8	54.8	11:36	17.3	22.3	-
11:37	51.5	54.4	11:37	16.8	22.0	-
11:38	53.3	54.1	11:38	18.3	21.5	-
11:39	52.3	53.6	11:39	16.5	21.1	-
11:40	51.8	53.4	11:40	18.8	20.9	-
11:41	49.5	52.8	11:41	16.5	20.4	-
11:42	49.5	52.4	11:42	17.0	19.2	-
11:43	51.3	52.4	11:43	16.8	18.1	-
11:44	53.8	52.4	11:44	15.0	17.7	-
11:45	55.0	52.3	11:45	18.3	17.6	-
11:46	51.0	52.2	11:46	15.5	17.4	-
11:47	52.3	52.2	11:47	15.8	17.1	-
11:48	55.0	52.3	11:48	15.5	16.9	-
11:49	50.5	52.0	11:49	20.8	17.0	-
11:50	57.3	52.4	11:50	20.3	17.3	-
11:51	56.0	52.7	11:51	22.5	17.6	-
11:52	59.8	53.2	11:52	22.5	18.0	-
11:53	53.8	53.2	11:53	19.3	18.1	-
11:54	56.0	53.5	11:54	25.5	18.7	-
11:55	57.0	53.8	11:55	22.8	18.9	-
11:56	53.3	54.1	11:56	20.0	19.2	-
11:57	55.3	54.5	11:57	20.8	19.4	-
11:58	51.8	54.5	11:58	16.0	19.4	-
11:59	53.0	54.5	11:59	17.8	19.5	-
12:00	50.8	54.2	12:00	16.8	19.4	-
12:01	51.8	54.2	12:01	16.3	19.5	-
12:02	93.5	57.0	12:02	15.8	19.5	-
12:03	53.5	56.9	12:03	17.3	19.6	-
12:04	52.3	57.0	12:04	17.5	19.4	-
12:05	59.0	57.1	12:05	17.5	19.2	-
12:06	52.5	56.9	12:06	15.0	18.7	-
12:07	54.3	56.5	12:07	17.8	18.4	-
12:08	51.0	56.3	12:08	17.5	18.3	-
12:09	55.0	56.3	12:09	17.3	17.7	-
12:10	54.0	56.1	12:10	15.8	17.3	-
12:11	54.0	56.1	12:11	16.5	17.0	-
12:12	54.5	56.1	12:12	15.0	16.6	-
12:13	54.5	56.2	12:13	16.3	16.7	-

Grand Union Bowling Alley Site
BCP #360222
150 Westchester Avenue, Port Chester
December 9, 2024

PARTICULATE DATA						
Upwind			Downwind			Exceeds Particulate Alarm Limit
Time	Concentration (ug/m^3)	15-Min Avg Concentration (ug/m^3)	Time	Concentration (ug/m^3)	15-Min Avg Concentration (ug/m^3)	
12:14	56.0	56.4	12:14	15.3	16.5	-
12:15	54.8	56.7	12:15	14.3	16.3	-
12:16	51.5	56.7	12:16	15.8	16.3	-
12:17	52.5	54.0	12:17	16.5	16.3	-
12:18	54.5	54.0	12:18	19.8	16.5	-
12:19	53.8	54.1	12:19	17.5	16.5	-
12:20	52.0	53.7	12:20	15.3	16.4	-
12:21	50.5	53.5	12:21	15.0	16.4	-
12:22	52.8	53.4	12:22	16.0	16.2	-
12:23	51.0	53.4	12:23	14.8	16.1	-
12:24	49.5	53.1	12:24	14.0	15.8	-
12:25	49.3	52.7	12:25	14.0	15.7	-
12:26	49.3	52.4	12:26	14.5	15.6	-
12:27	51.0	52.2	12:27	16.3	15.7	-
12:28	50.5	51.9	12:28	17.0	15.7	-
12:29	54.3	51.8	12:29	16.5	15.8	-
12:30	53.5	51.7	12:30	18.5	16.1	-
12:31	52.0	51.8	12:31	17.5	16.2	-
12:32	58.8	52.2	12:32	17.5	16.3	-
12:33	51.5	52.0	12:33	18.3	16.2	-
12:34	53.5	52.0	12:34	17.3	16.2	-
12:35	53.5	52.1	12:35	17.0	16.3	-
12:36	50.5	52.1	12:36	16.8	16.4	-
12:37	51.0	51.9	12:37	15.5	16.4	-
12:38	51.0	51.9	12:38	16.8	16.5	-
12:39	50.5	52.0	12:39	15.8	16.6	-
12:40	48.3	51.9	12:40	15.3	16.7	-
12:41	50.0	52.0	12:41	17.5	16.9	-
12:42	51.3	52.0	12:42	17.0	16.9	-
12:43	50.8	52.0	12:43	16.3	16.9	-
12:44	49.3	51.7	12:44	14.8	16.8	-
12:45	49.0	51.4	12:45	16.5	16.6	-
12:46	51.0	51.3	12:46	17.3	16.6	-
12:47	48.8	50.7	12:47	14.5	16.4	-
12:48	48.3	50.4	12:48	15.3	16.2	-
12:49	50.8	50.3	12:49	18.0	16.3	-
12:50	49.0	50.0	12:50	15.3	16.2	-
12:51	50.5	50.0	12:51	15.5	16.1	-
12:52	50.5	49.9	12:52	15.8	16.1	-
12:53	51.0	49.9	12:53	15.5	16.0	-
12:54	53.0	50.1	12:54	17.0	16.1	-
12:55	51.8	50.3	12:55	18.0	16.3	-
12:56	49.3	50.3	12:56	15.5	16.1	-
12:57	48.8	50.1	12:57	15.5	16.0	-
12:58	50.8	50.1	12:58	14.5	15.9	-
12:59	53.3	50.4	12:59	14.8	15.9	-
13:00	48.3	50.3	13:00	15.0	15.8	-
13:01	50.3	50.3	13:01	15.8	15.7	-

Grand Union Bowling Alley Site
BCP #360222
150 Westchester Avenue, Port Chester
December 9, 2024

PARTICULATE DATA						
Upwind			Downwind			Exceeds Particulate Alarm Limit
Time	Concentration (ug/m^3)	15-Min Avg Concentration (ug/m^3)	Time	Concentration (ug/m^3)	15-Min Avg Concentration (ug/m^3)	
13:02	50.5	50.4	13:02	16.5	15.9	-
13:03	50.0	50.5	13:03	15.8	15.9	-
13:04	49.8	50.4	13:04	16.3	15.8	-
13:05	53.5	50.7	13:05	17.8	15.9	-
13:06	52.0	50.8	13:06	16.5	16.0	-
13:07	49.5	50.8	13:07	16.5	16.1	-
13:08	50.0	50.7	13:08	15.3	16.0	-
13:09	49.5	50.5	13:09	15.0	15.9	-
13:10	48.5	50.3	13:10	15.3	15.7	-
13:11	48.5	50.2	13:11	15.8	15.7	-
13:12	49.0	50.2	13:12	16.3	15.8	-
13:13	50.3	50.2	13:13	15.3	15.8	-
13:14	49.5	49.9	13:14	16.0	15.9	-
13:15	52.0	50.2	13:15	16.3	16.0	-
13:16	59.3	50.8	13:16	22.5	16.5	-
13:17	51.3	50.8	13:17	18.5	16.6	-
13:18	51.0	50.9	13:18	17.0	16.7	-
13:19	52.0	51.1	13:19	15.5	16.6	-
13:20	50.8	50.9	13:20	15.3	16.5	-
13:21	51.3	50.8	13:21	15.8	16.4	-
13:22	64.0	51.8	13:22	19.0	16.6	-
13:23	54.3	52.1	13:23	17.8	16.7	-
13:24	50.8	52.2	13:24	17.8	16.9	-
13:25	50.8	52.3	13:25	20.3	17.3	-
13:26	54.0	52.7	13:26	17.5	17.4	-
13:27	50.5	52.8	13:27	16.8	17.4	-
13:28	53.3	53.0	13:28	15.8	17.4	-
13:29	60.5	53.7	13:29	16.0	17.4	-
13:30	65.3	54.6	13:30	17.0	17.5	-
13:31	54.0	54.2	13:31	20.8	17.4	-
13:32	52.0	54.3	13:32	16.0	17.2	-
13:33	50.5	54.3	13:33	15.8	17.1	-
13:34	50.3	54.1	13:34	17.0	17.2	-
13:35	54.8	54.4	13:35	16.0	17.3	-
13:36	50.8	54.4	13:36	17.8	17.4	-
13:37	51.3	53.5	13:37	19.0	17.4	-
13:38	52.0	53.4	13:38	16.5	17.3	-
13:39	53.0	53.5	13:39	16.0	17.2	-
13:40	50.5	53.5	13:40	16.5	17.0	-
13:41	51.8	53.4	13:41	17.5	17.0	-
13:42	49.3	53.3	13:42	16.5	16.9	-
13:43	49.0	53.0	13:43	16.0	17.0	-
13:44	49.0	52.2	13:44	15.8	16.9	-
13:45	48.5	51.1	13:45	14.5	16.8	-
13:46	50.5	50.9	13:46	17.8	16.6	-
13:47	50.5	50.8	13:47	18.0	16.7	-
13:48	53.5	51.0	13:48	18.8	16.9	-
13:49	52.3	51.1	13:49	16.8	16.9	-

Grand Union Bowling Alley Site
BCP #360222
150 Westchester Avenue, Port Chester
December 9, 2024

PARTICULATE DATA						
Upwind			Downwind			Exceeds Particulate Alarm Limit
Time	Concentration (ug/m^3)	15-Min Avg Concentration (ug/m^3)	Time	Concentration (ug/m^3)	15-Min Avg Concentration (ug/m^3)	
13:50	53.5	51.0	13:50	16.8	16.9	-
13:51	51.8	51.1	13:51	16.5	16.9	-
13:52	53.3	51.2	13:52	16.3	16.7	-
13:53	57.8	51.6	13:53	18.5	16.8	-
13:54	53.5	51.6	13:54	17.3	16.9	-
13:55	54.3	51.9	13:55	20.0	17.1	-
13:56	53.3	52.0	13:56	21.5	17.4	-
13:57	53.3	52.3	13:57	16.5	17.4	-
13:58	49.8	52.3	13:58	15.0	17.3	-
13:59	48.8	52.3	13:59	16.0	17.3	-
14:00	49.5	52.4	14:00	16.8	17.5	-
14:01	57.5	52.8	14:01	15.8	17.4	-
14:02	51.0	52.9	14:02	16.0	17.2	-
14:03	49.3	52.6	14:03	15.3	17.0	-
14:04	54.8	52.7	14:04	15.0	16.9	-
14:05	49.8	52.5	14:05	17.0	16.9	-
14:06	51.0	52.4	14:06	16.0	16.9	-
14:07	48.0	52.1	14:07	15.5	16.8	-
14:08	49.8	51.6	14:08	16.0	16.6	-
14:09	49.3	51.3	14:09	16.3	16.6	-
14:10	47.0	50.8	14:10	15.3	16.3	-
14:11	50.0	50.6	14:11	20.3	16.2	-
14:12	56.8	50.8	14:12	16.3	16.2	-
14:13	53.3	51.0	14:13	16.8	16.3	-
14:14	52.3	51.3	14:14	16.5	16.3	-
14:15	46.8	51.1	14:15	16.0	16.3	-
14:16	50.3	50.6	14:16	18.5	16.4	-
14:17	53.3	50.8	14:17	16.3	16.5	-
14:18	50.8	50.9	14:18	15.3	16.5	-
14:19	48.5	50.4	14:19	15.8	16.5	-
14:20	46.5	50.2	14:20	14.3	16.3	-
14:21	50.5	50.2	14:21	16.0	16.3	-
14:22	49.0	50.3	14:22	16.0	16.4	-
14:23	48.0	50.1	14:23	15.5	16.3	-
14:24	49.5	50.2	14:24	18.8	16.5	-
14:25	50.5	50.4	14:25	17.5	16.6	-
14:26	54.0	50.7	14:26	15.5	16.3	-
14:27	47.0	50.0	14:27	15.0	16.2	-
14:28	48.5	49.7	14:28	15.3	16.1	-
14:29	55.3	49.9	14:29	15.8	16.1	-
14:30	48.3	50.0	14:30	15.5	16.1	-
14:31	53.3	50.2	14:31	14.8	15.8	-
14:32	51.3	50.1	14:32	15.5	15.8	-
14:33	51.0	50.1	14:33	16.0	15.8	-
14:34	50.8	50.2	14:34	14.0	15.7	-
14:35	48.0	50.3	14:35	14.8	15.7	-
14:36	52.8	50.5	14:36	15.5	15.7	-
14:37	48.5	50.4	14:37	15.5	15.7	-

Grand Union Bowling Alley Site
BCP #360222
150 Westchester Avenue, Port Chester
December 9, 2024

PARTICULATE DATA						
Upwind			Downwind			Exceeds Particulate Alarm Limit
Time	Concentration (ug/m^3)	15-Min Avg Concentration (ug/m^3)	Time	Concentration (ug/m^3)	15-Min Avg Concentration (ug/m^3)	
14:38	47.8	50.4	14:38	15.5	15.7	-
14:39	48.5	50.4	14:39	14.8	15.4	-
14:40	49.5	50.3	14:40	13.0	15.1	-
14:41	50.0	50.0	14:41	16.3	15.1	-
14:42	49.0	50.2	14:42	14.5	15.1	-
14:43	56.0	50.7	14:43	14.5	15.1	-
14:44	49.3	50.3	14:44	15.3	15.0	-
14:45	48.0	50.2	14:45	14.3	14.9	-
14:46	47.0	49.8	14:46	14.5	14.9	-
14:47	49.3	49.7	14:47	15.5	14.9	-
14:48	52.0	49.8	14:48	14.8	14.8	-
14:49	48.3	49.6	14:49	14.3	14.9	-
14:50	48.3	49.6	14:50	15.8	14.9	-
14:51	49.8	49.4	14:51	15.5	14.9	-
14:52	55.3	49.9	14:52	14.8	14.9	-
14:53	49.0	49.9	14:53	15.5	14.9	-
14:54	53.3	50.3	14:54	14.3	14.8	-
14:55	55.0	50.6	14:55	15.5	15.0	-
14:56	50.3	50.6	14:56	14.5	14.9	-
14:57	48.3	50.6	14:57	14.5	14.9	-
14:58	51.8	50.3	14:58	15.3	14.9	-
14:59	47.8	50.2	14:59	15.3	14.9	-
15:00	50.3	50.4	15:00	17.5	15.2	-
15:01	46.8	50.3	15:01	15.0	15.2	-
15:02	47.0	50.2	15:02	14.5	15.1	-
15:03	47.5	49.9	15:03	15.0	15.1	-
15:04	52.0	50.1	15:04	15.0	15.2	-
15:05	49.3	50.2	15:05	14.8	15.1	-
15:06	48.5	50.1	15:06	15.5	15.1	-
15:07	47.8	49.6	15:07	13.5	15.0	-
15:08	50.8	49.7	15:08	14.5	15.0	-
15:09	50.5	49.6	15:09	13.8	14.9	-
15:10	52.8	49.4	15:10	14.3	14.9	-
15:11	49.5	49.4	15:11	16.0	15.0	-
15:12	49.0	49.4	15:12	15.8	15.0	-
15:13	49.0	49.2	15:13	15.5	15.1	-
15:14	47.5	49.2	15:14	14.3	15.0	-
15:15	46.3	48.9	15:15	13.5	14.7	-
15:16	46.3	48.9	15:16	13.8	14.6	-
15:17	48.0	49.0	15:17	14.5	14.6	-
15:18	47.5	49.0	15:18	14.5	14.6	-
15:19	47.3	48.7	15:19	14.5	14.6	-
15:20	47.5	48.5	15:20	14.0	14.5	-
15:21	47.8	48.5	15:21	15.8	14.5	-

Grand Union Bowling Alley Site
BCP #360222
150 Westchester Avenue, Port Chester
December 9, 2024

Monday, December 9, 2024						
Number of Instances Where Downwind VOCs Exceeds Upwind VOCs + 5 =						0
Number of Comparable Data Points =						453
Start Time:						7:32
End Time:						15:21
PID DATA						
Upwind			Downwind			
Time	Concentration (ppm)	15-Min Avg Concentration (ppm)	Time	Concentration (ppm)	15-Min Avg Concentration (ppm)	Exceeds VOC Alarm Limit
7:32	-	-	7:32	0.0	-	-
7:33	-	-	7:33	0.0	-	-
7:34	0.0	-	7:34	0.0	-	-
7:35	0.0	-	7:35	0.0	-	-
7:36	0.0	-	7:36	0.0	-	-
7:37	0.0	-	7:37	0.0	-	-
7:38	0.0	-	7:38	0.0	-	-
7:39	0.0	-	7:39	0.0	-	-
7:40	0.0	-	7:40	0.0	-	-
7:41	0.0	-	7:41	0.0	-	-
7:42	0.0	-	7:42	0.0	-	-
7:43	0.0	-	7:43	0.0	-	-
7:44	0.0	-	7:44	0.0	-	-
7:45	0.0	-	7:45	0.0	-	-
7:46	0.0	-	7:46	0.0	-	-
7:47	0.0	-	7:47	0.0	0.0	-
7:48	0.0	-	7:48	0.0	0.0	-
7:49	0.0	0.0	7:49	0.0	0.0	-
7:50	0.0	0.0	7:50	0.0	0.0	-
7:51	0.0	0.0	7:51	0.0	0.0	-
7:52	0.0	0.0	7:52	0.0	0.0	-
7:53	0.0	0.0	7:53	0.0	0.0	-
7:54	0.0	0.0	7:54	0.0	0.0	-
7:55	0.0	0.0	7:55	0.0	0.0	-
7:56	0.0	0.0	7:56	0.0	0.0	-
7:57	0.0	0.0	7:57	0.0	0.0	-
7:58	0.0	0.0	7:58	0.0	0.0	-
7:59	0.0	0.0	7:59	0.0	0.0	-
8:00	0.0	0.0	8:00	0.0	0.0	-
8:01	0.0	0.0	8:01	0.0	0.0	-
8:02	0.0	0.0	8:02	0.0	0.0	-
8:03	0.0	0.0	8:03	0.0	0.0	-
8:04	0.0	0.0	8:04	0.0	0.0	-
8:05	0.0	0.0	8:05	0.0	0.0	-
8:06	0.0	0.0	8:06	0.0	0.0	-
8:07	0.0	0.0	8:07	0.0	0.0	-
8:08	0.0	0.0	8:08	0.0	0.0	-
8:09	0.0	0.0	8:09	0.0	0.0	-
8:10	0.0	0.0	8:10	0.0	0.0	-
8:11	0.0	0.0	8:11	0.0	0.0	-
8:12	0.0	0.0	8:12	0.0	0.0	-
8:13	0.0	0.0	8:13	0.0	0.0	-

Grand Union Bowling Alley Site
BCP #360222
150 Westchester Avenue, Port Chester
December 9, 2024

PID DATA						
Upwind			Downwind			
Time	Concentration (ppm)	15-Min Avg Concentration (ppm)	Time	Concentration (ppm)	15-Min Avg Concentration (ppm)	Exceeds VOC Alarm Limit
8:14	0.0	0.0	8:14	0.0	0.0	-
8:15	0.0	0.0	8:15	0.0	0.0	-
8:16	0.0	0.0	8:16	0.0	0.0	-
8:17	0.0	0.0	8:17	0.0	0.0	-
8:18	0.0	0.0	8:18	0.0	0.0	-
8:19	0.0	0.0	8:19	0.0	0.0	-
8:20	0.0	0.0	8:20	0.0	0.0	-
8:21	0.0	0.0	8:21	0.0	0.0	-
8:22	0.0	0.0	8:22	0.0	0.0	-
8:23	0.0	0.0	8:23	0.0	0.0	-
8:24	0.0	0.0	8:24	0.0	0.0	-
8:25	0.0	0.0	8:25	0.0	0.0	-
8:26	0.0	0.0	8:26	0.0	0.0	-
8:27	0.0	0.0	8:27	0.0	0.0	-
8:28	0.0	0.0	8:28	0.0	0.0	-
8:29	0.0	0.0	8:29	0.0	0.0	-
8:30	0.0	0.0	8:30	0.0	0.0	-
8:31	0.0	0.0	8:31	0.0	0.0	-
8:32	0.0	0.0	8:32	0.0	0.0	-
8:33	0.0	0.0	8:33	0.0	0.0	-
8:34	0.0	0.0	8:34	0.0	0.0	-
8:35	0.0	0.0	8:35	0.0	0.0	-
8:36	0.0	0.0	8:36	0.0	0.0	-
8:37	0.0	0.0	8:37	0.0	0.0	-
8:38	0.0	0.0	8:38	0.0	0.0	-
8:39	0.0	0.0	8:39	0.0	0.0	-
8:40	0.0	0.0	8:40	0.0	0.0	-
8:41	0.0	0.0	8:41	0.0	0.0	-
8:42	0.0	0.0	8:42	0.0	0.0	-
8:43	0.0	0.0	8:43	0.0	0.0	-
8:44	0.0	0.0	8:44	0.0	0.0	-
8:45	0.0	0.0	8:45	0.0	0.0	-
8:46	0.0	0.0	8:46	0.0	0.0	-
8:47	0.0	0.0	8:47	0.0	0.0	-
8:48	0.0	0.0	8:48	0.0	0.0	-
8:49	0.0	0.0	8:49	0.0	0.0	-
8:50	0.0	0.0	8:50	0.0	0.0	-
8:51	0.0	0.0	8:51	0.0	0.0	-
8:52	0.0	0.0	8:52	0.0	0.0	-
8:53	0.0	0.0	8:53	0.0	0.0	-
8:54	0.0	0.0	8:54	0.0	0.0	-
8:55	0.0	0.0	8:55	0.0	0.0	-
8:56	0.0	0.0	8:56	0.0	0.0	-
8:57	0.0	0.0	8:57	0.0	0.0	-
8:58	0.0	0.0	8:58	0.0	0.0	-
8:59	0.0	0.0	8:59	0.0	0.0	-
9:00	0.0	0.0	9:00	0.0	0.0	-
9:01	0.0	0.0	9:01	0.0	0.0	-

Grand Union Bowling Alley Site
BCP #360222
150 Westchester Avenue, Port Chester
December 9, 2024

PID DATA						
Upwind			Downwind			
Time	Concentration (ppm)	15-Min Avg Concentration (ppm)	Time	Concentration (ppm)	15-Min Avg Concentration (ppm)	Exceeds VOC Alarm Limit
9:02	0.0	0.0	9:02	0.0	0.0	-
9:03	0.0	0.0	9:03	0.0	0.0	-
9:04	0.0	0.0	9:04	0.0	0.0	-
9:05	0.0	0.0	9:05	0.0	0.0	-
9:06	0.0	0.0	9:06	0.0	0.0	-
9:07	0.0	0.0	9:07	0.0	0.0	-
9:08	0.0	0.0	9:08	0.0	0.0	-
9:09	0.0	0.0	9:09	0.0	0.0	-
9:10	0.0	0.0	9:10	0.0	0.0	-
9:11	0.0	0.0	9:11	0.0	0.0	-
9:12	0.0	0.0	9:12	0.0	0.0	-
9:13	0.0	0.0	9:13	0.0	0.0	-
9:14	0.0	0.0	9:14	0.0	0.0	-
9:15	0.0	0.0	9:15	0.0	0.0	-
9:16	0.0	0.0	9:16	0.0	0.0	-
9:17	0.0	0.0	9:17	0.0	0.0	-
9:18	0.0	0.0	9:18	0.0	0.0	-
9:19	0.0	0.0	9:19	0.0	0.0	-
9:20	0.0	0.0	9:20	0.0	0.0	-
9:21	0.0	0.0	9:21	0.0	0.0	-
9:22	0.0	0.0	9:22	0.0	0.0	-
9:23	0.0	0.0	9:23	0.0	0.0	-
9:24	0.0	0.0	9:24	0.0	0.0	-
9:25	0.0	0.0	9:25	0.0	0.0	-
9:26	0.0	0.0	9:26	0.0	0.0	-
9:27	0.0	0.0	9:27	0.0	0.0	-
9:28	0.0	0.0	9:28	0.0	0.0	-
9:29	0.0	0.0	9:29	0.0	0.0	-
9:30	0.0	0.0	9:30	0.0	0.0	-
9:31	0.0	0.0	9:31	0.0	0.0	-
9:32	0.0	0.0	9:32	0.0	0.0	-
9:33	0.0	0.0	9:33	0.0	0.0	-
9:34	0.0	0.0	9:34	0.0	0.0	-
9:35	0.0	0.0	9:35	0.0	0.0	-
9:36	0.0	0.0	9:36	0.0	0.0	-
9:37	0.0	0.0	9:37	0.0	0.0	-
9:38	0.0	0.0	9:38	0.0	0.0	-
9:39	0.0	0.0	9:39	0.0	0.0	-
9:40	0.0	0.0	9:40	0.0	0.0	-
9:41	0.0	0.0	9:41	0.0	0.0	-
9:42	0.0	0.0	9:42	0.0	0.0	-
9:43	0.0	0.0	9:43	0.0	0.0	-
9:44	0.0	0.0	9:44	0.0	0.0	-
9:45	0.0	0.0	9:45	0.0	0.0	-
9:46	0.0	0.0	9:46	0.0	0.0	-
9:47	0.0	0.0	9:47	0.0	0.0	-
9:48	0.0	0.0	9:48	0.0	0.0	-
9:49	0.0	0.0	9:49	0.0	0.0	-

Grand Union Bowling Alley Site
BCP #360222
150 Westchester Avenue, Port Chester
December 9, 2024

PID DATA						
Upwind			Downwind			
Time	Concentration (ppm)	15-Min Avg Concentration (ppm)	Time	Concentration (ppm)	15-Min Avg Concentration (ppm)	Exceeds VOC Alarm Limit
9:50	0.0	0.0	9:50	0.0	0.0	-
9:51	0.0	0.0	9:51	0.0	0.0	-
9:52	0.0	0.0	9:52	0.0	0.0	-
9:53	0.0	0.0	9:53	0.0	0.0	-
9:54	0.0	0.0	9:54	0.0	0.0	-
9:55	0.0	0.0	9:55	0.0	0.0	-
9:56	0.0	0.0	9:56	0.0	0.0	-
9:57	0.0	0.0	9:57	0.0	0.0	-
9:58	0.0	0.0	9:58	0.0	0.0	-
9:59	0.0	0.0	9:59	0.0	0.0	-
10:00	0.0	0.0	10:00	0.0	0.0	-
10:01	0.0	0.0	10:01	0.0	0.0	-
10:02	0.0	0.0	10:02	0.0	0.0	-
10:03	0.0	0.0	10:03	0.0	0.0	-
10:04	0.0	0.0	10:04	0.0	0.0	-
10:05	0.0	0.0	10:05	0.0	0.0	-
10:06	0.0	0.0	10:06	0.0	0.0	-
10:07	0.0	0.0	10:07	0.0	0.0	-
10:08	0.0	0.0	10:08	0.0	0.0	-
10:09	0.0	0.0	10:09	0.0	0.0	-
10:10	0.0	0.0	10:10	0.0	0.0	-
10:11	0.0	0.0	10:11	0.0	0.0	-
10:12	0.0	0.0	10:12	0.0	0.0	-
10:13	0.0	0.0	10:13	0.0	0.0	-
10:14	0.0	0.0	10:14	0.0	0.0	-
10:15	0.0	0.0	10:15	0.0	0.0	-
10:16	0.0	0.0	10:16	0.0	0.0	-
10:17	0.0	0.0	10:17	0.0	0.0	-
10:18	0.0	0.0	10:18	0.0	0.0	-
10:19	0.0	0.0	10:19	0.0	0.0	-
10:20	0.0	0.0	10:20	0.0	0.0	-
10:21	0.0	0.0	10:21	0.0	0.0	-
10:22	0.0	0.0	10:22	0.0	0.0	-
10:23	0.0	0.0	10:23	0.0	0.0	-
10:24	0.0	0.0	10:24	0.0	0.0	-
10:25	0.0	0.0	10:25	0.0	0.0	-
10:26	0.0	0.0	10:26	0.0	0.0	-
10:27	0.0	0.0	10:27	0.0	0.0	-
10:28	0.0	0.0	10:28	0.0	0.0	-
10:29	0.0	0.0	10:29	0.0	0.0	-
10:30	0.0	0.0	10:30	0.0	0.0	-
10:31	0.0	0.0	10:31	0.0	0.0	-
10:32	0.0	0.0	10:32	0.0	0.0	-
10:33	0.0	0.0	10:33	0.0	0.0	-
10:34	0.0	0.0	10:34	0.0	0.0	-
10:35	0.0	0.0	10:35	0.0	0.0	-
10:36	0.0	0.0	10:36	0.0	0.0	-
10:37	0.0	0.0	10:37	0.0	0.0	-

Grand Union Bowling Alley Site
BCP #360222
150 Westchester Avenue, Port Chester
December 9, 2024

PID DATA						
Upwind			Downwind			
Time	Concentration (ppm)	15-Min Avg Concentration (ppm)	Time	Concentration (ppm)	15-Min Avg Concentration (ppm)	Exceeds VOC Alarm Limit
10:38	0.0	0.0	10:38	0.0	0.0	-
10:39	0.0	0.0	10:39	0.0	0.0	-
10:40	0.0	0.0	10:40	0.0	0.0	-
10:41	0.0	0.0	10:41	0.0	0.0	-
10:42	0.0	0.0	10:42	0.0	0.0	-
10:43	0.0	0.0	10:43	0.0	0.0	-
10:44	0.0	0.0	10:44	0.0	0.0	-
10:45	0.0	0.0	10:45	0.0	0.0	-
10:46	0.0	0.0	10:46	0.0	0.0	-
10:47	0.0	0.0	10:47	0.0	0.0	-
10:48	0.0	0.0	10:48	0.0	0.0	-
10:49	0.0	0.0	10:49	0.0	0.0	-
10:50	0.0	0.0	10:50	0.0	0.0	-
10:51	0.0	0.0	10:51	0.0	0.0	-
10:52	0.0	0.0	10:52	0.0	0.0	-
10:53	0.0	0.0	10:53	0.0	0.0	-
10:54	0.0	0.0	10:54	0.0	0.0	-
10:55	0.0	0.0	10:55	0.0	0.0	-
10:56	0.0	0.0	10:56	0.0	0.0	-
10:57	0.0	0.0	10:57	0.0	0.0	-
10:58	0.0	0.0	10:58	0.0	0.0	-
10:59	0.0	0.0	10:59	0.0	0.0	-
11:00	0.0	0.0	11:00	0.0	0.0	-
11:01	0.0	0.0	11:01	0.0	0.0	-
11:02	0.0	0.0	11:02	0.0	0.0	-
11:03	0.0	0.0	11:03	0.0	0.0	-
11:04	0.0	0.0	11:04	0.0	0.0	-
11:05	0.0	0.0	11:05	0.0	0.0	-
11:06	0.0	0.0	11:06	0.0	0.0	-
11:07	0.0	0.0	11:07	0.0	0.0	-
11:08	0.0	0.0	11:08	0.0	0.0	-
11:09	0.0	0.0	11:09	0.0	0.0	-
11:10	0.0	0.0	11:10	0.0	0.0	-
11:11	0.0	0.0	11:11	0.0	0.0	-
11:12	0.0	0.0	11:12	0.0	0.0	-
11:13	0.0	0.0	11:13	0.0	0.0	-
11:14	0.0	0.0	11:14	0.0	0.0	-
11:15	0.0	0.0	11:15	0.0	0.0	-
11:16	0.0	0.0	11:16	0.0	0.0	-
11:17	0.0	0.0	11:17	0.0	0.0	-
11:18	0.0	0.0	11:18	0.0	0.0	-
11:19	0.0	0.0	11:19	0.0	0.0	-
11:20	0.0	0.0	11:20	0.0	0.0	-
11:21	0.0	0.0	11:21	0.0	0.0	-
11:22	0.0	0.0	11:22	0.0	0.0	-
11:23	0.0	0.0	11:23	0.0	0.0	-
11:24	0.0	0.0	11:24	0.0	0.0	-
11:25	0.0	0.0	11:25	0.0	0.0	-

Grand Union Bowling Alley Site
BCP #360222
150 Westchester Avenue, Port Chester
December 9, 2024

PID DATA						
Upwind			Downwind			
Time	Concentration (ppm)	15-Min Avg Concentration (ppm)	Time	Concentration (ppm)	15-Min Avg Concentration (ppm)	Exceeds VOC Alarm Limit
11:26	0.0	0.0	11:26	0.0	0.0	-
11:27	0.0	0.0	11:27	0.0	0.0	-
11:28	0.0	0.0	11:28	0.0	0.0	-
11:29	0.0	0.0	11:29	0.0	0.0	-
11:30	0.0	0.0	11:30	0.0	0.0	-
11:31	0.0	0.0	11:31	0.0	0.0	-
11:32	0.0	0.0	11:32	0.0	0.0	-
11:33	0.0	0.0	11:33	0.0	0.0	-
11:34	0.0	0.0	11:34	0.0	0.0	-
11:35	0.0	0.0	11:35	0.0	0.0	-
11:36	0.0	0.0	11:36	0.0	0.0	-
11:37	0.0	0.0	11:37	0.0	0.0	-
11:38	0.0	0.0	11:38	0.0	0.0	-
11:39	0.0	0.0	11:39	0.0	0.0	-
11:40	0.0	0.0	11:40	0.0	0.0	-
11:41	0.0	0.0	11:41	0.0	0.0	-
11:42	0.0	0.0	11:42	0.0	0.0	-
11:43	0.0	0.0	11:43	0.0	0.0	-
11:44	0.0	0.0	11:44	0.0	0.0	-
11:45	0.0	0.0	11:45	0.0	0.0	-
11:46	0.0	0.0	11:46	0.0	0.0	-
11:47	0.0	0.0	11:47	0.0	0.0	-
11:48	0.0	0.0	11:48	0.0	0.0	-
11:49	0.0	0.0	11:49	0.0	0.0	-
11:50	0.0	0.0	11:50	0.0	0.0	-
11:51	0.0	0.0	11:51	0.0	0.0	-
11:52	0.0	0.0	11:52	0.0	0.0	-
11:53	0.0	0.0	11:53	0.0	0.0	-
11:54	0.0	0.0	11:54	0.0	0.0	-
11:55	0.0	0.0	11:55	0.0	0.0	-
11:56	0.0	0.0	11:56	0.0	0.0	-
11:57	0.0	0.0	11:57	0.0	0.0	-
11:58	0.0	0.0	11:58	0.0	0.0	-
11:59	0.0	0.0	11:59	0.0	0.0	-
12:00	0.0	0.0	12:00	0.0	0.0	-
12:01	0.0	0.0	12:01	0.0	0.0	-
12:02	0.0	0.0	12:02	0.0	0.0	-
12:03	0.0	0.0	12:03	0.0	0.0	-
12:04	0.0	0.0	12:04	0.0	0.0	-
12:05	0.0	0.0	12:05	0.0	0.0	-
12:06	0.0	0.0	12:06	0.0	0.0	-
12:07	0.0	0.0	12:07	0.0	0.0	-
12:08	0.0	0.0	12:08	0.0	0.0	-
12:09	0.0	0.0	12:09	0.0	0.0	-
12:10	0.0	0.0	12:10	0.0	0.0	-
12:11	0.0	0.0	12:11	0.0	0.0	-
12:12	0.0	0.0	12:12	0.0	0.0	-
12:13	0.0	0.0	12:13	0.0	0.0	-

Grand Union Bowling Alley Site
BCP #360222
150 Westchester Avenue, Port Chester
December 9, 2024

PID DATA						
Upwind			Downwind			
Time	Concentration (ppm)	15-Min Avg Concentration (ppm)	Time	Concentration (ppm)	15-Min Avg Concentration (ppm)	Exceeds VOC Alarm Limit
12:14	0.0	0.0	12:14	0.0	0.0	-
12:15	0.0	0.0	12:15	0.0	0.0	-
12:16	0.0	0.0	12:16	0.0	0.0	-
12:17	0.0	0.0	12:17	0.0	0.0	-
12:18	0.0	0.0	12:18	0.0	0.0	-
12:19	0.0	0.0	12:19	0.0	0.0	-
12:20	0.0	0.0	12:20	0.0	0.0	-
12:21	0.0	0.0	12:21	0.0	0.0	-
12:22	0.0	0.0	12:22	0.0	0.0	-
12:23	0.0	0.0	12:23	0.0	0.0	-
12:24	0.0	0.0	12:24	0.0	0.0	-
12:25	0.0	0.0	12:25	0.0	0.0	-
12:26	0.0	0.0	12:26	0.0	0.0	-
12:27	0.0	0.0	12:27	0.0	0.0	-
12:28	0.0	0.0	12:28	0.0	0.0	-
12:29	0.0	0.0	12:29	0.0	0.0	-
12:30	0.0	0.0	12:30	0.0	0.0	-
12:31	0.0	0.0	12:31	0.0	0.0	-
12:32	0.0	0.0	12:32	0.0	0.0	-
12:33	0.0	0.0	12:33	0.0	0.0	-
12:34	0.0	0.0	12:34	0.0	0.0	-
12:35	0.0	0.0	12:35	0.0	0.0	-
12:36	0.0	0.0	12:36	0.0	0.0	-
12:37	0.0	0.0	12:37	0.0	0.0	-
12:38	0.0	0.0	12:38	0.0	0.0	-
12:39	0.0	0.0	12:39	0.0	0.0	-
12:40	0.0	0.0	12:40	0.0	0.0	-
12:41	0.0	0.0	12:41	0.0	0.0	-
12:42	0.0	0.0	12:42	0.0	0.0	-
12:43	0.0	0.0	12:43	0.0	0.0	-
12:44	0.0	0.0	12:44	0.0	0.0	-
12:45	0.0	0.0	12:45	0.0	0.0	-
12:46	0.0	0.0	12:46	0.0	0.0	-
12:47	0.0	0.0	12:47	0.0	0.0	-
12:48	0.0	0.0	12:48	0.0	0.0	-
12:49	0.0	0.0	12:49	0.0	0.0	-
12:50	0.0	0.0	12:50	0.0	0.0	-
12:51	0.0	0.0	12:51	0.0	0.0	-
12:52	0.0	0.0	12:52	0.0	0.0	-
12:53	0.0	0.0	12:53	0.0	0.0	-
12:54	0.0	0.0	12:54	0.0	0.0	-
12:55	0.0	0.0	12:55	0.0	0.0	-
12:56	0.0	0.0	12:56	0.0	0.0	-
12:57	0.0	0.0	12:57	0.0	0.0	-
12:58	0.0	0.0	12:58	0.0	0.0	-
12:59	0.0	0.0	12:59	0.0	0.0	-
13:00	0.0	0.0	13:00	0.0	0.0	-
13:01	0.0	0.0	13:01	0.0	0.0	-

Grand Union Bowling Alley Site
BCP #360222
150 Westchester Avenue, Port Chester
December 9, 2024

PID DATA						
Upwind			Downwind			
Time	Concentration (ppm)	15-Min Avg Concentration (ppm)	Time	Concentration (ppm)	15-Min Avg Concentration (ppm)	Exceeds VOC Alarm Limit
13:02	0.0	0.0	13:02	0.0	0.0	-
13:03	0.0	0.0	13:03	0.0	0.0	-
13:04	0.0	0.0	13:04	0.0	0.0	-
13:05	0.0	0.0	13:05	0.0	0.0	-
13:06	0.0	0.0	13:06	0.0	0.0	-
13:07	0.0	0.0	13:07	0.0	0.0	-
13:08	0.0	0.0	13:08	0.0	0.0	-
13:09	0.0	0.0	13:09	0.0	0.0	-
13:10	0.0	0.0	13:10	0.0	0.0	-
13:11	0.0	0.0	13:11	0.0	0.0	-
13:12	0.0	0.0	13:12	0.0	0.0	-
13:13	0.0	0.0	13:13	0.0	0.0	-
13:14	0.0	0.0	13:14	0.0	0.0	-
13:15	0.0	0.0	13:15	0.0	0.0	-
13:16	0.0	0.0	13:16	0.0	0.0	-
13:17	0.0	0.0	13:17	0.0	0.0	-
13:18	0.0	0.0	13:18	0.0	0.0	-
13:19	0.0	0.0	13:19	0.0	0.0	-
13:20	0.0	0.0	13:20	0.0	0.0	-
13:21	0.0	0.0	13:21	0.0	0.0	-
13:22	0.0	0.0	13:22	0.0	0.0	-
13:23	0.0	0.0	13:23	0.0	0.0	-
13:24	0.0	0.0	13:24	0.0	0.0	-
13:25	0.0	0.0	13:25	0.0	0.0	-
13:26	0.0	0.0	13:26	0.0	0.0	-
13:27	0.0	0.0	13:27	0.0	0.0	-
13:28	0.0	0.0	13:28	0.0	0.0	-
13:29	0.0	0.0	13:29	0.0	0.0	-
13:30	0.0	0.0	13:30	0.0	0.0	-
13:31	0.0	0.0	13:31	0.0	0.0	-
13:32	0.0	0.0	13:32	0.0	0.0	-
13:33	0.0	0.0	13:33	0.0	0.0	-
13:34	0.0	0.0	13:34	0.0	0.0	-
13:35	0.0	0.0	13:35	0.0	0.0	-
13:36	0.0	0.0	13:36	0.0	0.0	-
13:37	0.0	0.0	13:37	0.0	0.0	-
13:38	0.0	0.0	13:38	0.0	0.0	-
13:39	0.0	0.0	13:39	0.0	0.0	-
13:40	0.0	0.0	13:40	0.0	0.0	-
13:41	0.0	0.0	13:41	0.0	0.0	-
13:42	0.0	0.0	13:42	0.0	0.0	-
13:43	0.0	0.0	13:43	0.0	0.0	-
13:44	0.0	0.0	13:44	0.0	0.0	-
13:45	0.0	0.0	13:45	0.0	0.0	-
13:46	0.0	0.0	13:46	0.0	0.0	-
13:47	0.0	0.0	13:47	0.0	0.0	-
13:48	0.0	0.0	13:48	0.0	0.0	-
13:49	0.0	0.0	13:49	0.0	0.0	-

Grand Union Bowling Alley Site
BCP #360222
150 Westchester Avenue, Port Chester
December 9, 2024

PID DATA						
Upwind			Downwind			
Time	Concentration (ppm)	15-Min Avg Concentration (ppm)	Time	Concentration (ppm)	15-Min Avg Concentration (ppm)	Exceeds VOC Alarm Limit
13:50	0.0	0.0	13:50	0.0	0.0	-
13:51	0.0	0.0	13:51	0.0	0.0	-
13:52	0.0	0.0	13:52	0.0	0.0	-
13:53	0.0	0.0	13:53	0.0	0.0	-
13:54	0.0	0.0	13:54	0.0	0.0	-
13:55	0.0	0.0	13:55	0.0	0.0	-
13:56	0.0	0.0	13:56	0.0	0.0	-
13:57	0.0	0.0	13:57	0.0	0.0	-
13:58	0.0	0.0	13:58	0.0	0.0	-
13:59	0.0	0.0	13:59	0.0	0.0	-
14:00	0.0	0.0	14:00	0.0	0.0	-
14:01	0.0	0.0	14:01	0.0	0.0	-
14:02	0.0	0.0	14:02	0.0	0.0	-
14:03	0.0	0.0	14:03	0.0	0.0	-
14:04	0.0	0.0	14:04	0.0	0.0	-
14:05	0.0	0.0	14:05	0.0	0.0	-
14:06	0.0	0.0	14:06	0.0	0.0	-
14:07	0.0	0.0	14:07	0.0	0.0	-
14:08	0.0	0.0	14:08	0.0	0.0	-
14:09	0.0	0.0	14:09	0.0	0.0	-
14:10	0.0	0.0	14:10	0.0	0.0	-
14:11	0.0	0.0	14:11	0.0	0.0	-
14:12	0.0	0.0	14:12	0.0	0.0	-
14:13	0.0	0.0	14:13	0.0	0.0	-
14:14	0.0	0.0	14:14	0.0	0.0	-
14:15	0.0	0.0	14:15	0.0	0.0	-
14:16	0.0	0.0	14:16	0.0	0.0	-
14:17	0.0	0.0	14:17	0.0	0.0	-
14:18	0.0	0.0	14:18	0.0	0.0	-
14:19	0.0	0.0	14:19	0.0	0.0	-
14:20	0.0	0.0	14:20	0.0	0.0	-
14:21	0.0	0.0	14:21	0.0	0.0	-
14:22	0.0	0.0	14:22	0.0	0.0	-
14:23	0.0	0.0	14:23	0.0	0.0	-
14:24	0.0	0.0	14:24	0.0	0.0	-
14:25	0.0	0.0	14:25	0.0	0.0	-
14:26	0.0	0.0	14:26	0.0	0.0	-
14:27	0.0	0.0	14:27	0.0	0.0	-
14:28	0.0	0.0	14:28	0.0	0.0	-
14:29	0.0	0.0	14:29	0.0	0.0	-
14:30	0.0	0.0	14:30	0.0	0.0	-
14:31	0.0	0.0	14:31	0.0	0.0	-
14:32	0.0	0.0	14:32	0.0	0.0	-
14:33	0.0	0.0	14:33	0.0	0.0	-
14:34	0.0	0.0	14:34	0.0	0.0	-
14:35	0.0	0.0	14:35	0.0	0.0	-
14:36	0.0	0.0	14:36	0.0	0.0	-
14:37	0.0	0.0	14:37	0.0	0.0	-

Grand Union Bowling Alley Site
BCP #360222
150 Westchester Avenue, Port Chester
December 9, 2024

PID DATA						
Upwind			Downwind			
Time	Concentration (ppm)	15-Min Avg Concentration (ppm)	Time	Concentration (ppm)	15-Min Avg Concentration (ppm)	Exceeds VOC Alarm Limit
14:38	0.0	0.0	14:38	0.0	0.0	-
14:39	0.0	0.0	14:39	0.0	0.0	-
14:40	0.0	0.0	14:40	0.0	0.0	-
14:41	0.0	0.0	14:41	0.0	0.0	-
14:42	0.0	0.0	14:42	0.0	0.0	-
14:43	0.0	0.0	14:43	0.0	0.0	-
14:44	0.0	0.0	14:44	0.0	0.0	-
14:45	0.0	0.0	14:45	0.0	0.0	-
14:46	0.0	0.0	14:46	0.0	0.0	-
14:47	0.0	0.0	14:47	0.0	0.0	-
14:48	0.0	0.0	14:48	0.0	0.0	-
14:49	0.0	0.0	14:49	0.0	0.0	-
14:50	0.0	0.0	14:50	0.0	0.0	-
14:51	0.0	0.0	14:51	0.0	0.0	-
14:52	0.0	0.0	14:52	0.0	0.0	-
14:53	0.0	0.0	14:53	0.0	0.0	-
14:54	0.0	0.0	14:54	0.0	0.0	-
14:55	0.0	0.0	14:55	0.0	0.0	-
14:56	0.0	0.0	14:56	0.0	0.0	-
14:57	0.0	0.0	14:57	0.0	0.0	-
14:58	0.0	0.0	14:58	0.0	0.0	-
14:59	0.0	0.0	14:59	0.0	0.0	-
15:00	0.0	0.0	15:00	0.0	0.0	-
15:01	0.0	0.0	15:01	0.0	0.0	-
15:02	0.0	0.0	15:02	0.0	0.0	-
15:03	0.0	0.0	15:03	0.0	0.0	-
15:04	0.0	0.0	15:04	0.0	0.0	-
15:05	0.0	0.0	15:05	0.0	0.0	-
15:06	0.0	0.0	15:06	0.0	0.0	-
15:07	0.0	0.0	15:07	0.0	0.0	-
15:08	0.0	0.0	15:08	0.0	0.0	-
15:09	0.0	0.0	15:09	0.0	0.0	-
15:10	0.0	0.0	15:10	0.0	0.0	-
15:11	0.0	0.0	15:11	0.0	0.0	-
15:12	0.0	0.0	15:12	0.0	0.0	-
15:13	0.0	0.0	15:13	0.0	0.0	-
15:14	0.0	0.0	15:14	0.0	0.0	-
15:15	0.0	0.0	15:15	0.0	0.0	-
15:16	0.0	0.0	15:16	0.0	0.0	-
15:17	0.0	0.0	15:17	0.0	0.0	-
15:18	0.0	0.0	15:18	0.0	0.0	-
15:19	0.0	0.0	15:19	0.0	0.0	-
15:20	0.0	0.0	15:20	0.0	0.0	-
15:21	0.0	0.0	15:21	0.0	0.0	-

SESI CONSULTING ENGINEERS

959 US-46 Floor 3, Suite 300 - Parsippany-Troy Hills, NJ

DAILY AIR MONITORING REPORT
150 Westchester Avenue
Port Chester, New York

12/10/2024

Rev. No. 0 | Page 1 of 2

Project Number: 11895A

Dust Action Level: 150 µg/m^3

VOC Action Level: 5 ppm

Weather Data Range for Work Day		Wind Direction	E	Relative Humidity (%)	82.0 - 95.0	Daily Rain Total (in)	0.01	Readings in the summary table and graphs below are the reported downwind concentrations.
Temperature (°F)	43.0 - 46.0	Wind Speed (MPH)	3.5 - 7.6	Barometer (inHg)	30.10 - 30.10	Avg. Dew Point Temp (°F)	41.2	

Station Location	Daily Avg. Dust Concentration (µg/m^3)	Max 15-Min Dust Concentration (µg/m^3)	Time of Max Dust Reading	Daily Avg. VOC Concentration (ppm)	Max 15-Min VOC Concentration (ppm)	Time of Max VOC Reading
Upwind	44.1	49.3	11:00	0.0	0.0	9:58
Downwind	14.1	20.1	10:58	0.0	0.0	10:00

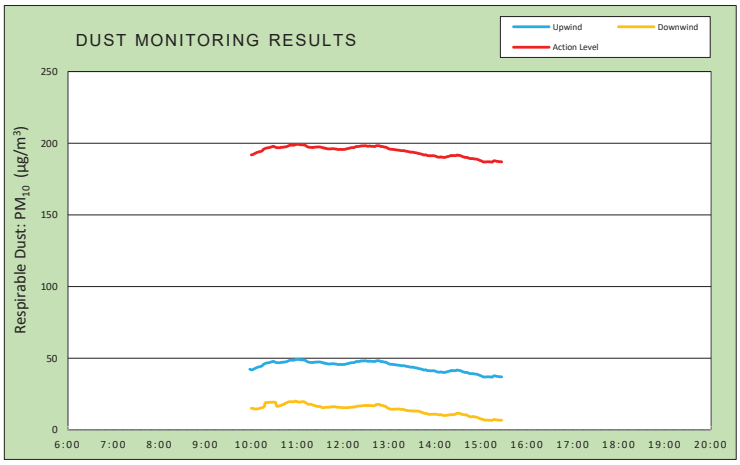

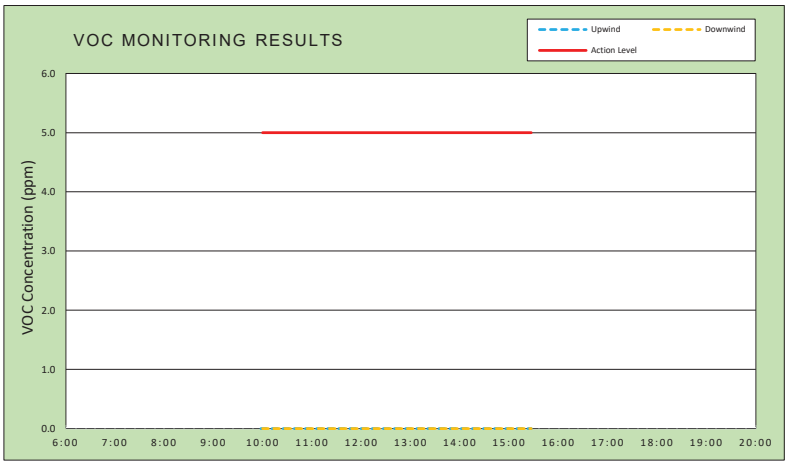

Air Monitoring Notes:

Weather Notes:

EMILCOTT
A Triumvirate Environmental Company

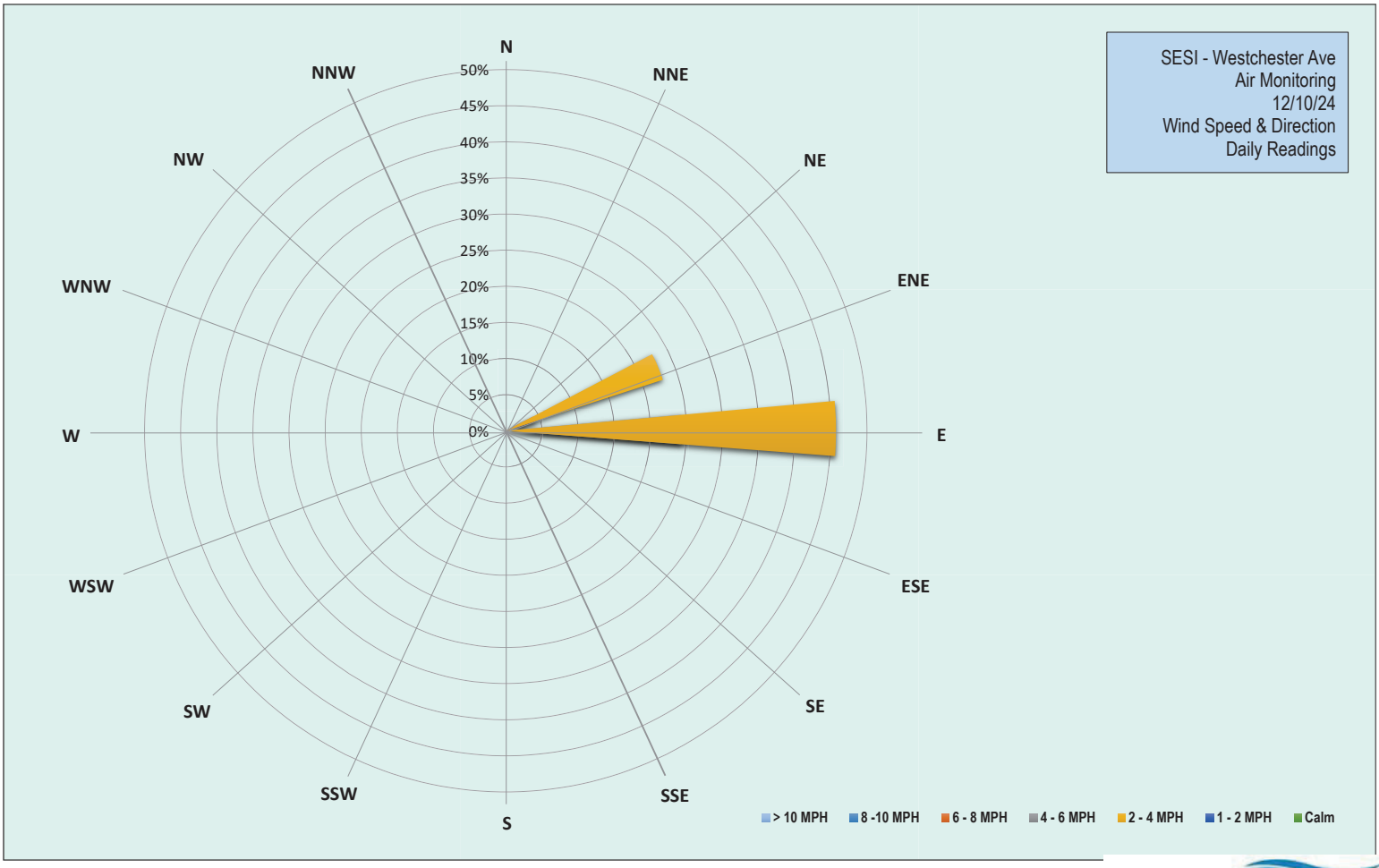

EMILCOTT
A Triumvirate Environmental Company

Grand Union Bowling Alley Site
BCP #360222
150 Westchester Avenue, Port Chester
December 10, 2024

Tuesday, December 10, 2024						
Number of Instances Where Downwind Particulates Exceeds Upwind Particulate + 150 =						0
Number of Comparable Data Points =						328
Start Time:						9:43
End Time:						15:27
PARTICULATE DATA						
Upwind			Downwind			Exceeds Particulate Alarm Limit
Time	Concentration (ug/m^3)	15-Min Avg Concentration (ug/m^3)	Time	Concentration (ug/m^3)	15-Min Avg Concentration (ug/m^3)	
9:43	48.0	-	9:43	-	-	-
9:44	45.5	-	9:44	-	-	-
9:45	45.5	-	9:45	16.0	-	-
9:46	42.5	-	9:46	15.5	-	-
9:47	41.8	-	9:47	15.0	-	-
9:48	40.3	-	9:48	19.5	-	-
9:49	40.8	-	9:49	16.0	-	-
9:50	40.8	-	9:50	15.5	-	-
9:51	41.8	-	9:51	15.5	-	-
9:52	41.8	-	9:52	14.8	-	-
9:53	41.5	-	9:53	14.8	-	-
9:54	43.5	-	9:54	14.8	-	-
9:55	42.0	-	9:55	14.5	-	-
9:56	44.3	-	9:56	14.0	-	-
9:57	42.0	-	9:57	14.0	-	-
9:58	41.8	42.4	9:58	14.3	-	-
9:59	42.5	42.2	9:59	14.8	-	-
10:00	41.5	41.9	10:00	14.0	15.1	-
10:01	43.0	41.9	10:01	15.0	15.1	-
10:02	44.5	42.1	10:02	15.5	15.1	-
10:03	44.8	42.4	10:03	14.3	14.8	-
10:04	44.8	42.7	10:04	15.0	14.7	-
10:05	44.5	42.9	10:05	14.5	14.6	-
10:06	45.8	43.2	10:06	15.5	14.6	-
10:07	46.5	43.5	10:07	15.3	14.7	-
10:08	44.3	43.7	10:08	15.5	14.7	-
10:09	45.5	43.8	10:09	16.3	14.8	-
10:10	45.5	44.1	10:10	15.5	14.9	-
10:11	44.5	44.1	10:11	18.3	15.2	-
10:12	44.8	44.3	10:12	15.8	15.3	-
10:13	44.5	44.5	10:13	15.8	15.4	-
10:14	45.8	44.7	10:14	16.0	15.5	-
10:15	50.3	45.3	10:15	19.0	15.8	-
10:16	52.0	45.9	10:16	16.5	15.9	-
10:17	47.5	46.1	10:17	23.3	16.4	-
10:18	48.8	46.3	10:18	50.5	18.8	-
10:19	48.5	46.6	10:19	17.8	19.0	-
10:20	46.5	46.7	10:20	16.5	19.2	-
10:21	47.0	46.8	10:21	15.8	19.2	-
10:22	47.0	46.8	10:22	15.8	19.2	-
10:23	46.3	47.0	10:23	16.0	19.2	-

Grand Union Bowling Alley Site
BCP #360222
150 Westchester Avenue, Port Chester
December 10, 2024

PARTICULATE DATA						
Upwind			Downwind			Exceeds Particulate Alarm Limit
Time	Concentration (ug/m^3)	15-Min Avg Concentration (ug/m^3)	Time	Concentration (ug/m^3)	15-Min Avg Concentration (ug/m^3)	
10:24	47.0	47.1	10:24	17.5	19.3	-
10:25	48.3	47.2	10:25	16.8	19.4	-
10:26	47.5	47.4	10:26	16.5	19.3	-
10:27	47.0	47.6	10:27	16.3	19.3	-
10:28	47.3	47.8	10:28	17.0	19.4	-
10:29	47.3	47.9	10:29	16.3	19.4	-
10:30	46.3	47.6	10:30	17.3	19.3	-
10:31	47.0	47.3	10:31	17.0	19.3	-
10:32	45.8	47.2	10:32	16.5	18.9	-
10:33	46.5	47.0	10:33	15.8	16.6	-
10:34	46.8	46.9	10:34	17.3	16.5	-
10:35	47.3	46.9	10:35	16.5	16.5	-
10:36	46.5	46.9	10:36	18.5	16.7	-
10:37	46.3	46.9	10:37	17.8	16.9	-
10:38	48.8	47.0	10:38	18.8	17.0	-
10:39	49.5	47.2	10:39	20.0	17.2	-
10:40	47.5	47.1	10:40	22.0	17.6	-
10:41	49.3	47.3	10:41	19.3	17.7	-
10:42	46.8	47.2	10:42	17.3	17.8	-
10:43	50.3	47.4	10:43	19.3	18.0	-
10:44	47.3	47.4	10:44	25.3	18.6	-
10:45	46.8	47.5	10:45	20.8	18.8	-
10:46	49.5	47.6	10:46	18.8	18.9	-
10:47	48.8	47.8	10:47	21.0	19.2	-
10:48	50.3	48.1	10:48	19.8	19.5	-
10:49	50.8	48.4	10:49	20.0	19.7	-
10:50	50.3	48.6	10:50	17.8	19.7	-
10:51	47.5	48.6	10:51	18.0	19.7	-
10:52	47.5	48.7	10:52	17.8	19.7	-
10:53	49.0	48.7	10:53	19.0	19.7	-
10:54	48.0	48.6	10:54	19.3	19.7	-
10:55	48.0	48.7	10:55	21.5	19.6	-
10:56	49.5	48.7	10:56	21.3	19.8	-
10:57	51.8	49.0	10:57	20.3	20.0	-
10:58	51.5	49.1	10:58	21.8	20.1	-
10:59	48.8	49.2	10:59	21.0	19.9	-
11:00	48.0	49.3	11:00	18.8	19.7	-
11:01	48.0	49.2	11:01	18.0	19.7	-
11:02	49.0	49.2	11:02	17.0	19.4	-
11:03	48.8	49.1	11:03	19.0	19.4	-
11:04	49.5	49.0	11:04	21.3	19.4	-
11:05	47.8	48.8	11:05	19.5	19.6	-
11:06	48.8	48.9	11:06	20.5	19.7	-
11:07	47.8	48.9	11:07	18.0	19.7	-
11:08	46.8	48.8	11:08	18.3	19.7	-
11:09	47.8	48.8	11:09	18.0	19.6	-
11:10	46.0	48.6	11:10	17.3	19.3	-
11:11	46.0	48.4	11:11	16.5	19.0	-

Grand Union Bowling Alley Site
BCP #360222
150 Westchester Avenue, Port Chester
December 10, 2024

PARTICULATE DATA						
Upwind			Downwind			Exceeds Particulate Alarm Limit
Time	Concentration (ug/m^3)	15-Min Avg Concentration (ug/m^3)	Time	Concentration (ug/m^3)	15-Min Avg Concentration (ug/m^3)	
11:12	45.8	48.0	11:12	16.0	18.7	-
11:13	46.0	47.6	11:13	16.0	18.3	-
11:14	45.3	47.4	11:14	16.0	18.0	-
11:15	46.0	47.3	11:15	16.8	17.9	-
11:16	47.3	47.2	11:16	17.3	17.8	-
11:17	47.0	47.1	11:17	20.0	18.0	-
11:18	48.8	47.1	11:18	17.5	17.9	-
11:19	49.0	47.1	11:19	17.8	17.7	-
11:20	46.3	47.0	11:20	17.0	17.5	-
11:21	52.8	47.2	11:21	15.5	17.2	-
11:22	46.8	47.2	11:22	16.3	17.1	-
11:23	48.5	47.3	11:23	16.3	16.9	-
11:24	48.8	47.3	11:24	16.0	16.8	-
11:25	46.5	47.4	11:25	14.3	16.6	-
11:26	45.8	47.4	11:26	14.3	16.5	-
11:27	46.8	47.4	11:27	16.0	16.5	-
11:28	45.8	47.4	11:28	14.8	16.4	-
11:29	45.8	47.4	11:29	14.5	16.3	-
11:30	45.3	47.4	11:30	16.3	16.2	-
11:31	44.5	47.2	11:31	14.8	16.1	-
11:32	46.0	47.1	11:32	15.0	15.7	-
11:33	45.5	46.9	11:33	15.5	15.6	-
11:34	46.3	46.7	11:34	15.8	15.5	-
11:35	48.0	46.9	11:35	18.3	15.6	-
11:36	46.5	46.4	11:36	18.0	15.7	-
11:37	47.3	46.5	11:37	17.3	15.8	-
11:38	46.8	46.4	11:38	16.5	15.8	-
11:39	46.3	46.2	11:39	16.3	15.8	-
11:40	45.3	46.1	11:40	14.5	15.8	-
11:41	45.0	46.1	11:41	15.0	15.9	-
11:42	45.5	46.0	11:42	15.5	15.9	-
11:43	47.5	46.1	11:43	16.8	16.0	-
11:44	46.5	46.1	11:44	16.0	16.1	-
11:45	45.0	46.1	11:45	16.5	16.1	-
11:46	45.5	46.2	11:46	15.5	16.2	-
11:47	45.8	46.2	11:47	15.5	16.2	-
11:48	45.8	46.2	11:48	16.5	16.3	-
11:49	44.8	46.1	11:49	15.5	16.2	-
11:50	45.8	45.9	11:50	15.3	16.0	-
11:51	46.5	45.9	11:51	16.8	16.0	-
11:52	45.8	45.8	11:52	17.3	16.0	-
11:53	44.5	45.7	11:53	15.0	15.9	-
11:54	45.0	45.6	11:54	15.0	15.8	-
11:55	45.8	45.6	11:55	14.8	15.8	-
11:56	46.3	45.7	11:56	15.3	15.8	-
11:57	46.0	45.8	11:57	14.3	15.7	-
11:58	45.8	45.6	11:58	14.5	15.6	-
11:59	46.0	45.6	11:59	16.0	15.6	-

Grand Union Bowling Alley Site
BCP #360222
150 Westchester Avenue, Port Chester
December 10, 2024

PARTICULATE DATA						
Upwind			Downwind			Exceeds Particulate Alarm Limit
Time	Concentration (ug/m^3)	15-Min Avg Concentration (ug/m^3)	Time	Concentration (ug/m^3)	15-Min Avg Concentration (ug/m^3)	
12:00	46.5	45.7	12:00	15.8	15.5	-
12:01	46.0	45.7	12:01	15.8	15.5	-
12:02	45.5	45.7	12:02	15.5	15.5	-
12:03	47.8	45.9	12:03	15.3	15.5	-
12:04	48.0	46.1	12:04	16.5	15.5	-
12:05	48.0	46.2	12:05	17.0	15.6	-
12:06	46.5	46.2	12:06	16.8	15.6	-
12:07	49.0	46.4	12:07	16.0	15.6	-
12:08	45.8	46.5	12:08	17.0	15.7	-
12:09	47.5	46.7	12:09	16.8	15.8	-
12:10	48.8	46.9	12:10	15.8	15.9	-
12:11	46.5	46.9	12:11	15.5	15.9	-
12:12	46.5	46.9	12:12	14.8	15.9	-
12:13	46.3	47.0	12:13	16.0	16.0	-
12:14	46.8	47.0	12:14	15.3	16.0	-
12:15	48.5	47.2	12:15	16.3	16.0	-
12:16	51.0	47.5	12:16	19.0	16.2	-
12:17	49.3	47.7	12:17	19.3	16.5	-
12:18	47.5	47.7	12:18	16.3	16.5	-
12:19	48.0	47.7	12:19	18.3	16.7	-
12:20	48.0	47.7	12:20	17.0	16.7	-
12:21	49.0	47.9	12:21	16.5	16.6	-
12:22	49.0	47.9	12:22	17.5	16.7	-
12:23	49.0	48.1	12:23	17.0	16.7	-
12:24	48.0	48.1	12:24	18.0	16.8	-
12:25	49.0	48.2	12:25	16.8	16.9	-
12:26	47.3	48.2	12:26	16.8	17.0	-
12:27	46.3	48.2	12:27	15.5	17.0	-
12:28	47.0	48.2	12:28	16.3	17.0	-
12:29	47.0	48.3	12:29	16.3	17.1	-
12:30	48.3	48.2	12:30	17.0	17.2	-
12:31	47.5	48.0	12:31	16.8	17.0	-
12:32	47.5	47.9	12:32	16.8	16.8	-
12:33	47.3	47.9	12:33	20.5	17.1	-
12:34	51.3	48.1	12:34	17.0	17.0	-
12:35	46.8	48.0	12:35	17.0	17.0	-
12:36	47.5	47.9	12:36	16.5	17.0	-
12:37	48.5	47.9	12:37	16.3	17.0	-
12:38	48.8	47.9	12:38	17.8	17.0	-
12:39	48.3	47.9	12:39	16.0	16.9	-
12:40	47.0	47.7	12:40	16.8	16.9	-
12:41	46.5	47.7	12:41	18.5	17.0	-
12:42	49.8	47.9	12:42	21.5	17.4	-
12:43	51.0	48.2	12:43	19.8	17.6	-
12:44	48.5	48.3	12:44	19.0	17.8	-
12:45	48.5	48.3	12:45	17.0	17.8	-
12:46	47.0	48.3	12:46	16.8	17.8	-
12:47	47.3	48.3	12:47	17.0	17.8	-

Grand Union Bowling Alley Site
BCP #360222
150 Westchester Avenue, Port Chester
December 10, 2024

PARTICULATE DATA						
Upwind			Downwind			Exceeds Particulate Alarm Limit
Time	Concentration (ug/m^3)	15-Min Avg Concentration (ug/m^3)	Time	Concentration (ug/m^3)	15-Min Avg Concentration (ug/m^3)	
12:48	44.8	48.1	12:48	15.3	17.5	-
12:49	46.3	47.8	12:49	14.5	17.3	-
12:50	46.0	47.7	12:50	15.3	17.2	-
12:51	49.0	47.8	12:51	14.8	17.1	-
12:52	45.3	47.6	12:52	15.0	17.0	-
12:53	47.0	47.5	12:53	14.0	16.7	-
12:54	45.3	47.3	12:54	14.8	16.7	-
12:55	47.3	47.3	12:55	14.3	16.5	-
12:56	45.5	47.2	12:56	13.8	16.2	-
12:57	44.5	46.9	12:57	13.8	15.7	-
12:58	45.8	46.5	12:58	14.8	15.3	-
12:59	46.3	46.4	12:59	15.8	15.1	-
13:00	44.3	46.1	13:00	13.3	14.9	-
13:01	44.0	45.9	13:01	14.3	14.7	-
13:02	46.0	45.8	13:02	14.8	14.5	-
13:03	45.3	45.8	13:03	14.3	14.5	-
13:04	45.0	45.8	13:04	14.0	14.4	-
13:05	46.0	45.8	13:05	15.8	14.5	-
13:06	46.5	45.6	13:06	16.0	14.6	-
13:07	45.5	45.6	13:07	14.3	14.5	-
13:08	44.8	45.5	13:08	15.0	14.6	-
13:09	44.8	45.4	13:09	14.3	14.5	-
13:10	45.3	45.3	13:10	15.3	14.6	-
13:11	45.0	45.3	13:11	14.0	14.6	-
13:12	43.8	45.2	13:12	13.8	14.6	-
13:13	44.3	45.1	13:13	14.8	14.6	-
13:14	44.5	45.0	13:14	13.5	14.5	-
13:15	43.5	44.9	13:15	13.0	14.5	-
13:16	42.8	44.9	13:16	12.8	14.4	-
13:17	45.0	44.8	13:17	13.5	14.3	-
13:18	45.5	44.8	13:18	14.0	14.3	-
13:19	46.5	44.9	13:19	14.0	14.3	-
13:20	44.0	44.8	13:20	13.3	14.1	-
13:21	43.5	44.6	13:21	12.8	13.9	-
13:22	44.3	44.5	13:22	12.3	13.7	-
13:23	42.5	44.3	13:23	13.0	13.6	-
13:24	44.3	44.3	13:24	13.3	13.5	-
13:25	43.3	44.2	13:25	14.3	13.5	-
13:26	43.5	44.1	13:26	13.5	13.4	-
13:27	41.5	43.9	13:27	13.5	13.4	-
13:28	42.5	43.8	13:28	12.8	13.3	-
13:29	42.5	43.7	13:29	13.0	13.3	-
13:30	46.5	43.9	13:30	13.8	13.3	-
13:31	42.0	43.8	13:31	12.8	13.3	-
13:32	42.3	43.6	13:32	12.5	13.2	-
13:33	43.0	43.5	13:33	13.0	13.2	-
13:34	46.0	43.4	13:34	14.5	13.2	-
13:35	42.5	43.3	13:35	13.0	13.2	-

Grand Union Bowling Alley Site
BCP #360222
150 Westchester Avenue, Port Chester
December 10, 2024

PARTICULATE DATA						
Upwind			Downwind			Exceeds Particulate Alarm Limit
Time	Concentration (ug/m^3)	15-Min Avg Concentration (ug/m^3)	Time	Concentration (ug/m^3)	15-Min Avg Concentration (ug/m^3)	
13:36	42.3	43.3	13:36	13.3	13.2	-
13:37	41.0	43.0	13:37	12.0	13.2	-
13:38	42.0	43.0	13:38	11.5	13.1	-
13:39	40.8	42.8	13:39	11.5	13.0	-
13:40	42.3	42.7	13:40	11.0	12.8	-
13:41	41.5	42.6	13:41	11.0	12.6	-
13:42	40.3	42.5	13:42	10.3	12.4	-
13:43	38.8	42.2	13:43	9.5	12.2	-
13:44	41.0	42.1	13:44	10.5	12.0	-
13:45	42.0	41.8	13:45	11.0	11.8	-
13:46	41.5	41.8	13:46	11.0	11.7	-
13:47	44.5	42.0	13:47	11.0	11.6	-
13:48	42.5	41.9	13:48	11.3	11.5	-
13:49	41.3	41.6	13:49	13.5	11.4	-
13:50	39.5	41.4	13:50	10.5	11.3	-
13:51	42.3	41.4	13:51	10.0	11.0	-
13:52	40.3	41.4	13:52	10.3	10.9	-
13:53	39.8	41.2	13:53	10.8	10.9	-
13:54	42.8	41.3	13:54	12.5	10.9	-
13:55	41.5	41.3	13:55	11.5	11.0	-
13:56	41.5	41.3	13:56	11.0	11.0	-
13:57	40.8	41.3	13:57	10.3	11.0	-
13:58	39.5	41.4	13:58	9.3	11.0	-
13:59	39.0	41.2	13:59	10.0	10.9	-
14:00	39.5	41.1	14:00	13.5	11.1	-
14:01	39.8	41.0	14:01	9.5	11.0	-
14:02	39.5	40.6	14:02	9.8	10.9	-
14:03	39.8	40.4	14:03	9.8	10.8	-
14:04	39.5	40.3	14:04	10.0	10.6	-
14:05	39.8	40.3	14:05	10.0	10.5	-
14:06	40.5	40.2	14:06	11.0	10.6	-
14:07	43.3	40.4	14:07	11.3	10.7	-
14:08	41.0	40.5	14:08	10.3	10.6	-
14:09	39.3	40.3	14:09	8.5	10.4	-
14:10	40.0	40.2	14:10	10.0	10.3	-
14:11	41.8	40.2	14:11	9.5	10.2	-
14:12	39.5	40.1	14:12	9.3	10.1	-
14:13	40.3	40.2	14:13	10.0	10.2	-
14:14	40.8	40.3	14:14	11.0	10.2	-
14:15	42.8	40.5	14:15	12.8	10.2	-
14:16	42.5	40.7	14:16	11.0	10.3	-
14:17	41.0	40.8	14:17	11.3	10.4	-
14:18	41.5	40.9	14:18	10.0	10.4	-
14:19	42.0	41.1	14:19	12.8	10.6	-
14:20	42.3	41.2	14:20	11.0	10.6	-
14:21	45.8	41.6	14:21	12.0	10.7	-
14:22	40.0	41.4	14:22	10.3	10.6	-
14:23	39.3	41.2	14:23	10.3	10.6	-

Grand Union Bowling Alley Site
BCP #360222
150 Westchester Avenue, Port Chester
December 10, 2024

PARTICULATE DATA						
Upwind			Downwind			Exceeds Particulate Alarm Limit
Time	Concentration (ug/m^3)	15-Min Avg Concentration (ug/m^3)	Time	Concentration (ug/m^3)	15-Min Avg Concentration (ug/m^3)	
14:24	43.0	41.5	14:24	12.0	10.9	-
14:25	38.5	41.4	14:25	9.0	10.8	-
14:26	41.0	41.3	14:26	9.8	10.8	-
14:27	39.8	41.4	14:27	13.3	11.1	-
14:28	45.0	41.7	14:28	17.3	11.6	-
14:29	42.8	41.8	14:29	12.8	11.7	-
14:30	39.8	41.6	14:30	11.3	11.6	-
14:31	41.3	41.5	14:31	11.8	11.6	-
14:32	41.3	41.5	14:32	9.5	11.5	-
14:33	38.5	41.3	14:33	9.0	11.5	-
14:34	39.3	41.2	14:34	7.5	11.1	-
14:35	39.0	40.9	14:35	8.3	10.9	-
14:36	39.8	40.5	14:36	9.8	10.8	-
14:37	39.3	40.5	14:37	9.5	10.7	-
14:38	38.0	40.4	14:38	10.0	10.7	-
14:39	38.8	40.1	14:39	8.8	10.5	-
14:40	38.5	40.1	14:40	9.5	10.5	-
14:41	40.5	40.1	14:41	9.8	10.5	-
14:42	40.5	40.1	14:42	10.0	10.3	-
14:43	39.3	39.8	14:43	9.8	9.8	-
14:44	41.0	39.6	14:44	9.8	9.6	-
14:45	37.0	39.5	14:45	8.0	9.4	-
14:46	39.3	39.3	14:46	8.5	9.2	-
14:47	40.6	39.3	14:47	8.8	9.1	-
14:48	39.4	39.3	14:48	10.3	9.2	-
14:49	39.0	39.3	14:49	9.8	9.4	-
14:50	37.2	39.2	14:50	8.5	9.4	-
14:51	38.4	39.1	14:51	8.3	9.3	-
14:52	38.0	39.0	14:52	7.8	9.2	-
14:53	37.6	39.0	14:53	7.5	9.0	-
14:54	37.0	38.9	14:54	7.3	8.9	-
14:55	37.6	38.8	14:55	7.5	8.8	-
14:56	37.0	38.6	14:56	6.8	8.6	-
14:57	37.2	38.4	14:57	6.3	8.3	-
14:58	36.8	38.2	14:58	6.3	8.1	-
14:59	35.6	37.8	14:59	6.3	7.8	-
15:00	36.4	37.8	15:00	6.5	7.7	-
15:01	35.2	37.5	15:01	6.8	7.6	-
15:02	36.0	37.2	15:02	6.3	7.5	-
15:03	35.8	37.0	15:03	6.3	7.2	-
15:04	37.8	36.9	15:04	7.0	7.0	-
15:05	39.2	37.0	15:05	7.3	6.9	-
15:06	37.4	37.0	15:06	7.3	6.9	-
15:07	37.8	37.0	15:07	8.0	6.9	-
15:08	39.2	37.1	15:08	8.5	6.9	-
15:09	37.8	37.1	15:09	6.5	6.9	-
15:10	36.2	37.0	15:10	6.0	6.8	-
15:11	37.6	37.1	15:11	6.3	6.8	-

Grand Union Bowling Alley Site
BCP #360222
150 Westchester Avenue, Port Chester
December 10, 2024

PARTICULATE DATA						
Upwind			Downwind			Exceeds Particulate Alarm Limit
Time	Concentration (ug/m^3)	15-Min Avg Concentration (ug/m^3)	Time	Concentration (ug/m^3)	15-Min Avg Concentration (ug/m^3)	
15:12	36.4	37.0	15:12	6.3	6.8	-
15:13	35.4	36.9	15:13	6.0	6.7	-
15:14	35.6	36.9	15:14	6.3	6.7	-
15:15	35.8	36.9	15:15	6.0	6.7	-
15:16	44.0	37.5	15:16	13.0	7.1	-
15:17	40.2	37.7	15:17	9.0	7.3	-
15:18	36.0	37.8	15:18	5.0	7.2	-
15:19	36.0	37.6	15:19	5.8	7.1	-
15:20	36.4	37.5	15:20	6.3	7.1	-
15:21	35.8	37.3	15:21	5.3	6.9	-
15:22	37.2	37.3	15:22	8.0	6.9	-
15:23	37.8	37.2	15:23	7.5	6.9	-
15:24	36.2	37.1	15:24	5.8	6.8	-
15:25	36.8	37.1	15:25	6.3	6.8	-
15:26	36.2	37.1	15:26	5.5	6.8	-
15:27	36.0	37.0	15:27	6.0	6.8	-

Grand Union Bowling Alley Site
BCP #360222
150 Westchester Avenue, Port Chester
December 10, 2024

Tuesday, December 10, 2024						
Number of Instances Where Downwind VOCs Exceeds Upwind VOCs + 5 =						0
Number of Comparable Data Points =						328
Start Time:						9:43
End Time:						15:27
PID DATA						
Upwind			Downwind			Exceeds VOC Alarm Limit
Time	Concentration (ppm)	15-Min Avg Concentration (ppm)	Time	Concentration (ppm)	15-Min Avg Concentration (ppm)	
9:43	0.0	-	9:43	-	-	-
9:44	0.0	-	9:44	-	-	-
9:45	0.0	-	9:45	0.0	-	-
9:46	0.0	-	9:46	0.0	-	-
9:47	0.0	-	9:47	0.0	-	-
9:48	0.0	-	9:48	0.0	-	-
9:49	0.0	-	9:49	0.0	-	-
9:50	0.0	-	9:50	0.0	-	-
9:51	0.0	-	9:51	0.0	-	-
9:52	0.0	-	9:52	0.0	-	-
9:53	0.0	-	9:53	0.0	-	-
9:54	0.0	-	9:54	0.0	-	-
9:55	0.0	-	9:55	0.0	-	-
9:56	0.0	-	9:56	0.0	-	-
9:57	0.0	-	9:57	0.0	-	-
9:58	0.0	0.0	9:58	0.0	-	-
9:59	0.0	0.0	9:59	0.0	-	-
10:00	0.0	0.0	10:00	0.0	0.0	-
10:01	0.0	0.0	10:01	0.0	0.0	-
10:02	0.0	0.0	10:02	0.0	0.0	-
10:03	0.0	0.0	10:03	0.0	0.0	-
10:04	0.0	0.0	10:04	0.0	0.0	-
10:05	0.0	0.0	10:05	0.0	0.0	-
10:06	0.0	0.0	10:06	0.0	0.0	-
10:07	0.0	0.0	10:07	0.0	0.0	-
10:08	0.0	0.0	10:08	0.0	0.0	-
10:09	0.0	0.0	10:09	0.0	0.0	-
10:10	0.0	0.0	10:10	0.0	0.0	-
10:11	0.0	0.0	10:11	0.0	0.0	-
10:12	0.0	0.0	10:12	0.0	0.0	-
10:13	0.0	0.0	10:13	0.0	0.0	-
10:14	0.0	0.0	10:14	0.0	0.0	-
10:15	0.0	0.0	10:15	0.0	0.0	-
10:16	0.0	0.0	10:16	0.0	0.0	-
10:17	0.0	0.0	10:17	0.0	0.0	-
10:18	0.0	0.0	10:18	0.0	0.0	-
10:19	0.0	0.0	10:19	0.0	0.0	-
10:20	0.0	0.0	10:20	0.0	0.0	-
10:21	0.0	0.0	10:21	0.0	0.0	-
10:22	0.0	0.0	10:22	0.0	0.0	-
10:23	0.0	0.0	10:23	0.0	0.0	-
10:24	0.0	0.0	10:24	0.0	0.0	-
10:25	0.0	0.0	10:25	0.0	0.0	-

Grand Union Bowling Alley Site
BCP #360222
150 Westchester Avenue, Port Chester
December 10, 2024

PID DATA						
Upwind			Downwind			
Time	Concentration (ppm)	15-Min Avg Concentration (ppm)	Time	Concentration (ppm)	15-Min Avg Concentration (ppm)	Exceeds VOC Alarm Limit
10:26	0.0	0.0	10:26	0.0	0.0	-
10:27	0.0	0.0	10:27	0.0	0.0	-
10:28	0.0	0.0	10:28	0.0	0.0	-
10:29	0.0	0.0	10:29	0.0	0.0	-
10:30	0.0	0.0	10:30	0.0	0.0	-
10:31	0.0	0.0	10:31	0.0	0.0	-
10:32	0.0	0.0	10:32	0.0	0.0	-
10:33	0.0	0.0	10:33	0.0	0.0	-
10:34	0.0	0.0	10:34	0.0	0.0	-
10:35	0.0	0.0	10:35	0.0	0.0	-
10:36	0.0	0.0	10:36	0.0	0.0	-
10:37	0.0	0.0	10:37	0.0	0.0	-
10:38	0.0	0.0	10:38	0.0	0.0	-
10:39	0.0	0.0	10:39	0.0	0.0	-
10:40	0.0	0.0	10:40	0.0	0.0	-
10:41	0.0	0.0	10:41	0.0	0.0	-
10:42	0.0	0.0	10:42	0.0	0.0	-
10:43	0.0	0.0	10:43	0.0	0.0	-
10:44	0.0	0.0	10:44	0.0	0.0	-
10:45	0.0	0.0	10:45	0.0	0.0	-
10:46	0.0	0.0	10:46	0.0	0.0	-
10:47	0.0	0.0	10:47	0.0	0.0	-
10:48	0.0	0.0	10:48	0.0	0.0	-
10:49	0.0	0.0	10:49	0.0	0.0	-
10:50	0.0	0.0	10:50	0.0	0.0	-
10:51	0.0	0.0	10:51	0.0	0.0	-
10:52	0.0	0.0	10:52	0.0	0.0	-
10:53	0.0	0.0	10:53	0.0	0.0	-
10:54	0.0	0.0	10:54	0.0	0.0	-
10:55	0.0	0.0	10:55	0.0	0.0	-
10:56	0.0	0.0	10:56	0.0	0.0	-
10:57	0.0	0.0	10:57	0.0	0.0	-
10:58	0.0	0.0	10:58	0.0	0.0	-
10:59	0.0	0.0	10:59	0.0	0.0	-
11:00	0.0	0.0	11:00	0.0	0.0	-
11:01	0.0	0.0	11:01	0.0	0.0	-
11:02	0.0	0.0	11:02	0.0	0.0	-
11:03	0.0	0.0	11:03	0.0	0.0	-
11:04	0.0	0.0	11:04	0.0	0.0	-
11:05	0.0	0.0	11:05	0.0	0.0	-
11:06	0.0	0.0	11:06	0.0	0.0	-
11:07	0.0	0.0	11:07	0.0	0.0	-
11:08	0.0	0.0	11:08	0.0	0.0	-
11:09	0.0	0.0	11:09	0.0	0.0	-
11:10	0.0	0.0	11:10	0.0	0.0	-
11:11	0.0	0.0	11:11	0.0	0.0	-
11:12	0.0	0.0	11:12	0.0	0.0	-
11:13	0.0	0.0	11:13	0.0	0.0	-

Grand Union Bowling Alley Site
BCP #360222
150 Westchester Avenue, Port Chester
December 10, 2024

PID DATA						
Upwind			Downwind			
Time	Concentration (ppm)	15-Min Avg Concentration (ppm)	Time	Concentration (ppm)	15-Min Avg Concentration (ppm)	Exceeds VOC Alarm Limit
11:14	0.0	0.0	11:14	0.0	0.0	-
11:15	0.0	0.0	11:15	0.0	0.0	-
11:16	0.0	0.0	11:16	0.0	0.0	-
11:17	0.0	0.0	11:17	0.0	0.0	-
11:18	0.0	0.0	11:18	0.0	0.0	-
11:19	0.0	0.0	11:19	0.0	0.0	-
11:20	0.0	0.0	11:20	0.0	0.0	-
11:21	0.0	0.0	11:21	0.0	0.0	-
11:22	0.0	0.0	11:22	0.0	0.0	-
11:23	0.0	0.0	11:23	0.0	0.0	-
11:24	0.0	0.0	11:24	0.0	0.0	-
11:25	0.0	0.0	11:25	0.0	0.0	-
11:26	0.0	0.0	11:26	0.0	0.0	-
11:27	0.0	0.0	11:27	0.0	0.0	-
11:28	0.0	0.0	11:28	0.0	0.0	-
11:29	0.0	0.0	11:29	0.0	0.0	-
11:30	0.0	0.0	11:30	0.0	0.0	-
11:31	0.0	0.0	11:31	0.0	0.0	-
11:32	0.0	0.0	11:32	0.0	0.0	-
11:33	0.0	0.0	11:33	0.0	0.0	-
11:34	0.0	0.0	11:34	0.0	0.0	-
11:35	0.0	0.0	11:35	0.0	0.0	-
11:36	0.0	0.0	11:36	0.0	0.0	-
11:37	0.0	0.0	11:37	0.0	0.0	-
11:38	0.0	0.0	11:38	0.0	0.0	-
11:39	0.0	0.0	11:39	0.0	0.0	-
11:40	0.0	0.0	11:40	0.0	0.0	-
11:41	0.0	0.0	11:41	0.0	0.0	-
11:42	0.0	0.0	11:42	0.0	0.0	-
11:43	0.0	0.0	11:43	0.0	0.0	-
11:44	0.0	0.0	11:44	0.0	0.0	-
11:45	0.0	0.0	11:45	0.0	0.0	-
11:46	0.0	0.0	11:46	0.0	0.0	-
11:47	0.0	0.0	11:47	0.0	0.0	-
11:48	0.0	0.0	11:48	0.0	0.0	-
11:49	0.0	0.0	11:49	0.0	0.0	-
11:50	0.0	0.0	11:50	0.0	0.0	-
11:51	0.0	0.0	11:51	0.0	0.0	-
11:52	0.0	0.0	11:52	0.0	0.0	-
11:53	0.0	0.0	11:53	0.0	0.0	-
11:54	0.0	0.0	11:54	0.0	0.0	-
11:55	0.0	0.0	11:55	0.0	0.0	-
11:56	0.0	0.0	11:56	0.0	0.0	-
11:57	0.0	0.0	11:57	0.0	0.0	-
11:58	0.0	0.0	11:58	0.0	0.0	-
11:59	0.0	0.0	11:59	0.0	0.0	-
12:00	0.0	0.0	12:00	0.0	0.0	-
12:01	0.0	0.0	12:01	0.0	0.0	-

Grand Union Bowling Alley Site
BCP #360222
150 Westchester Avenue, Port Chester
December 10, 2024

PID DATA						
Upwind			Downwind			
Time	Concentration (ppm)	15-Min Avg Concentration (ppm)	Time	Concentration (ppm)	15-Min Avg Concentration (ppm)	Exceeds VOC Alarm Limit
12:02	0.0	0.0	12:02	0.0	0.0	-
12:03	0.0	0.0	12:03	0.0	0.0	-
12:04	0.0	0.0	12:04	0.0	0.0	-
12:05	0.0	0.0	12:05	0.0	0.0	-
12:06	0.0	0.0	12:06	0.0	0.0	-
12:07	0.0	0.0	12:07	0.0	0.0	-
12:08	0.0	0.0	12:08	0.0	0.0	-
12:09	0.0	0.0	12:09	0.0	0.0	-
12:10	0.0	0.0	12:10	0.0	0.0	-
12:11	0.0	0.0	12:11	0.0	0.0	-
12:12	0.0	0.0	12:12	0.0	0.0	-
12:13	0.0	0.0	12:13	0.0	0.0	-
12:14	0.0	0.0	12:14	0.0	0.0	-
12:15	0.0	0.0	12:15	0.0	0.0	-
12:16	0.0	0.0	12:16	0.0	0.0	-
12:17	0.0	0.0	12:17	0.0	0.0	-
12:18	0.0	0.0	12:18	0.0	0.0	-
12:19	0.0	0.0	12:19	0.0	0.0	-
12:20	0.0	0.0	12:20	0.0	0.0	-
12:21	0.0	0.0	12:21	0.0	0.0	-
12:22	0.0	0.0	12:22	0.0	0.0	-
12:23	0.0	0.0	12:23	0.0	0.0	-
12:24	0.0	0.0	12:24	0.0	0.0	-
12:25	0.0	0.0	12:25	0.0	0.0	-
12:26	0.0	0.0	12:26	0.0	0.0	-
12:27	0.0	0.0	12:27	0.0	0.0	-
12:28	0.0	0.0	12:28	0.0	0.0	-
12:29	0.0	0.0	12:29	0.0	0.0	-
12:30	0.0	0.0	12:30	0.0	0.0	-
12:31	0.0	0.0	12:31	0.0	0.0	-
12:32	0.0	0.0	12:32	0.0	0.0	-
12:33	0.0	0.0	12:33	0.0	0.0	-
12:34	0.0	0.0	12:34	0.0	0.0	-
12:35	0.0	0.0	12:35	0.0	0.0	-
12:36	0.0	0.0	12:36	0.0	0.0	-
12:37	0.0	0.0	12:37	0.0	0.0	-
12:38	0.0	0.0	12:38	0.0	0.0	-
12:39	0.0	0.0	12:39	0.0	0.0	-
12:40	0.0	0.0	12:40	0.0	0.0	-
12:41	0.0	0.0	12:41	0.0	0.0	-
12:42	0.0	0.0	12:42	0.0	0.0	-
12:43	0.0	0.0	12:43	0.0	0.0	-
12:44	0.0	0.0	12:44	0.0	0.0	-
12:45	0.0	0.0	12:45	0.0	0.0	-
12:46	0.0	0.0	12:46	0.0	0.0	-
12:47	0.0	0.0	12:47	0.0	0.0	-
12:48	0.0	0.0	12:48	0.0	0.0	-
12:49	0.0	0.0	12:49	0.0	0.0	-

Grand Union Bowling Alley Site
BCP #360222
150 Westchester Avenue, Port Chester
December 10, 2024

PID DATA						
Upwind			Downwind			
Time	Concentration (ppm)	15-Min Avg Concentration (ppm)	Time	Concentration (ppm)	15-Min Avg Concentration (ppm)	Exceeds VOC Alarm Limit
12:50	0.0	0.0	12:50	0.0	0.0	-
12:51	0.0	0.0	12:51	0.0	0.0	-
12:52	0.0	0.0	12:52	0.0	0.0	-
12:53	0.0	0.0	12:53	0.0	0.0	-
12:54	0.0	0.0	12:54	0.0	0.0	-
12:55	0.0	0.0	12:55	0.0	0.0	-
12:56	0.0	0.0	12:56	0.0	0.0	-
12:57	0.0	0.0	12:57	0.0	0.0	-
12:58	0.0	0.0	12:58	0.0	0.0	-
12:59	0.0	0.0	12:59	0.0	0.0	-
13:00	0.0	0.0	13:00	0.0	0.0	-
13:01	0.0	0.0	13:01	0.0	0.0	-
13:02	0.0	0.0	13:02	0.0	0.0	-
13:03	0.0	0.0	13:03	0.0	0.0	-
13:04	0.0	0.0	13:04	0.0	0.0	-
13:05	0.0	0.0	13:05	0.0	0.0	-
13:06	0.0	0.0	13:06	0.0	0.0	-
13:07	0.0	0.0	13:07	0.0	0.0	-
13:08	0.0	0.0	13:08	0.0	0.0	-
13:09	0.0	0.0	13:09	0.0	0.0	-
13:10	0.0	0.0	13:10	0.0	0.0	-
13:11	0.0	0.0	13:11	0.0	0.0	-
13:12	0.0	0.0	13:12	0.0	0.0	-
13:13	0.0	0.0	13:13	0.0	0.0	-
13:14	0.0	0.0	13:14	0.0	0.0	-
13:15	0.0	0.0	13:15	0.0	0.0	-
13:16	0.0	0.0	13:16	0.0	0.0	-
13:17	0.0	0.0	13:17	0.0	0.0	-
13:18	0.0	0.0	13:18	0.0	0.0	-
13:19	0.0	0.0	13:19	0.0	0.0	-
13:20	0.0	0.0	13:20	0.0	0.0	-
13:21	0.0	0.0	13:21	0.0	0.0	-
13:22	0.0	0.0	13:22	0.0	0.0	-
13:23	0.0	0.0	13:23	0.0	0.0	-
13:24	0.0	0.0	13:24	0.0	0.0	-
13:25	0.0	0.0	13:25	0.0	0.0	-
13:26	0.0	0.0	13:26	0.0	0.0	-
13:27	0.0	0.0	13:27	0.0	0.0	-
13:28	0.0	0.0	13:28	0.0	0.0	-
13:29	0.0	0.0	13:29	0.0	0.0	-
13:30	0.0	0.0	13:30	0.0	0.0	-
13:31	0.0	0.0	13:31	0.0	0.0	-
13:32	0.0	0.0	13:32	0.0	0.0	-
13:33	0.0	0.0	13:33	0.0	0.0	-
13:34	0.0	0.0	13:34	0.0	0.0	-
13:35	0.0	0.0	13:35	0.0	0.0	-
13:36	0.0	0.0	13:36	0.0	0.0	-
13:37	0.0	0.0	13:37	0.0	0.0	-

Grand Union Bowling Alley Site
BCP #360222
150 Westchester Avenue, Port Chester
December 10, 2024

PID DATA						
Upwind			Downwind			
Time	Concentration (ppm)	15-Min Avg Concentration (ppm)	Time	Concentration (ppm)	15-Min Avg Concentration (ppm)	Exceeds VOC Alarm Limit
13:38	0.0	0.0	13:38	0.0	0.0	-
13:39	0.0	0.0	13:39	0.0	0.0	-
13:40	0.0	0.0	13:40	0.0	0.0	-
13:41	0.0	0.0	13:41	0.0	0.0	-
13:42	0.0	0.0	13:42	0.0	0.0	-
13:43	0.0	0.0	13:43	0.0	0.0	-
13:44	0.0	0.0	13:44	0.0	0.0	-
13:45	0.0	0.0	13:45	0.0	0.0	-
13:46	0.0	0.0	13:46	0.0	0.0	-
13:47	0.0	0.0	13:47	0.0	0.0	-
13:48	0.0	0.0	13:48	0.0	0.0	-
13:49	0.0	0.0	13:49	0.0	0.0	-
13:50	0.0	0.0	13:50	0.0	0.0	-
13:51	0.0	0.0	13:51	0.0	0.0	-
13:52	0.0	0.0	13:52	0.0	0.0	-
13:53	0.0	0.0	13:53	0.0	0.0	-
13:54	0.0	0.0	13:54	0.0	0.0	-
13:55	0.0	0.0	13:55	0.0	0.0	-
13:56	0.0	0.0	13:56	0.0	0.0	-
13:57	0.0	0.0	13:57	0.0	0.0	-
13:58	0.0	0.0	13:58	0.0	0.0	-
13:59	0.0	0.0	13:59	0.0	0.0	-
14:00	0.0	0.0	14:00	0.0	0.0	-
14:01	0.0	0.0	14:01	0.0	0.0	-
14:02	0.0	0.0	14:02	0.0	0.0	-
14:03	0.0	0.0	14:03	0.0	0.0	-
14:04	0.0	0.0	14:04	0.0	0.0	-
14:05	0.0	0.0	14:05	0.0	0.0	-
14:06	0.0	0.0	14:06	0.0	0.0	-
14:07	0.0	0.0	14:07	0.0	0.0	-
14:08	0.0	0.0	14:08	0.0	0.0	-
14:09	0.0	0.0	14:09	0.0	0.0	-
14:10	0.0	0.0	14:10	0.0	0.0	-
14:11	0.0	0.0	14:11	0.0	0.0	-
14:12	0.0	0.0	14:12	0.0	0.0	-
14:13	0.0	0.0	14:13	0.0	0.0	-
14:14	0.0	0.0	14:14	0.0	0.0	-
14:15	0.0	0.0	14:15	0.0	0.0	-
14:16	0.0	0.0	14:16	0.0	0.0	-
14:17	0.0	0.0	14:17	0.0	0.0	-
14:18	0.0	0.0	14:18	0.0	0.0	-
14:19	0.0	0.0	14:19	0.0	0.0	-
14:20	0.0	0.0	14:20	0.0	0.0	-
14:21	0.0	0.0	14:21	0.0	0.0	-
14:22	0.0	0.0	14:22	0.0	0.0	-
14:23	0.0	0.0	14:23	0.0	0.0	-
14:24	0.0	0.0	14:24	0.0	0.0	-
14:25	0.0	0.0	14:25	0.0	0.0	-

Grand Union Bowling Alley Site
BCP #360222
150 Westchester Avenue, Port Chester
December 10, 2024

PID DATA						
Upwind			Downwind			
Time	Concentration (ppm)	15-Min Avg Concentration (ppm)	Time	Concentration (ppm)	15-Min Avg Concentration (ppm)	Exceeds VOC Alarm Limit
14:26	0.0	0.0	14:26	0.0	0.0	-
14:27	0.0	0.0	14:27	0.0	0.0	-
14:28	0.0	0.0	14:28	0.0	0.0	-
14:29	0.0	0.0	14:29	0.0	0.0	-
14:30	0.0	0.0	14:30	0.0	0.0	-
14:31	0.0	0.0	14:31	0.0	0.0	-
14:32	0.0	0.0	14:32	0.0	0.0	-
14:33	0.0	0.0	14:33	0.0	0.0	-
14:34	0.0	0.0	14:34	0.0	0.0	-
14:35	0.0	0.0	14:35	0.0	0.0	-
14:36	0.0	0.0	14:36	0.0	0.0	-
14:37	0.0	0.0	14:37	0.0	0.0	-
14:38	0.0	0.0	14:38	0.0	0.0	-
14:39	0.0	0.0	14:39	0.0	0.0	-
14:40	0.0	0.0	14:40	0.0	0.0	-
14:41	0.0	0.0	14:41	0.0	0.0	-
14:42	0.0	0.0	14:42	0.0	0.0	-
14:43	0.0	0.0	14:43	0.0	0.0	-
14:44	0.0	0.0	14:44	0.0	0.0	-
14:45	0.0	0.0	14:45	0.0	0.0	-
14:46	0.0	0.0	14:46	0.0	0.0	-
14:47	0.0	0.0	14:47	0.0	0.0	-
14:48	0.0	0.0	14:48	0.0	0.0	-
14:49	0.0	0.0	14:49	0.0	0.0	-
14:50	0.0	0.0	14:50	0.0	0.0	-
14:51	0.0	0.0	14:51	0.0	0.0	-
14:52	0.0	0.0	14:52	0.0	0.0	-
14:53	0.0	0.0	14:53	0.0	0.0	-
14:54	0.0	0.0	14:54	0.0	0.0	-
14:55	0.0	0.0	14:55	0.0	0.0	-
14:56	0.0	0.0	14:56	0.0	0.0	-
14:57	0.0	0.0	14:57	0.0	0.0	-
14:58	0.0	0.0	14:58	0.0	0.0	-
14:59	0.0	0.0	14:59	0.0	0.0	-
15:00	0.0	0.0	15:00	0.0	0.0	-
15:01	0.0	0.0	15:01	0.0	0.0	-
15:02	0.0	0.0	15:02	0.0	0.0	-
15:03	0.0	0.0	15:03	0.0	0.0	-
15:04	0.0	0.0	15:04	0.0	0.0	-
15:05	0.0	0.0	15:05	0.0	0.0	-
15:06	0.0	0.0	15:06	0.0	0.0	-
15:07	0.0	0.0	15:07	0.0	0.0	-
15:08	0.0	0.0	15:08	0.0	0.0	-
15:09	0.0	0.0	15:09	0.0	0.0	-
15:10	0.0	0.0	15:10	0.0	0.0	-
15:11	0.0	0.0	15:11	0.0	0.0	-
15:12	0.0	0.0	15:12	0.0	0.0	-
15:13	0.0	0.0	15:13	0.0	0.0	-

Grand Union Bowling Alley Site
BCP #360222
150 Westchester Avenue, Port Chester
December 10, 2024

PID DATA						
Upwind			Downwind			
Time	Concentration (ppm)	15-Min Avg Concentration (ppm)	Time	Concentration (ppm)	15-Min Avg Concentration (ppm)	Exceeds VOC Alarm Limit
15:14	0.0	0.0	15:14	0.0	0.0	-
15:15	0.0	0.0	15:15	0.0	0.0	-
15:16	0.0	0.0	15:16	0.0	0.0	-
15:17	0.0	0.0	15:17	0.0	0.0	-
15:18	0.0	0.0	15:18	0.0	0.0	-
15:19	0.0	0.0	15:19	0.0	0.0	-
15:20	0.0	0.0	15:20	0.0	0.0	-
15:21	0.0	0.0	15:21	0.0	0.0	-
15:22	0.0	0.0	15:22	0.0	0.0	-
15:23	0.0	0.0	15:23	0.0	0.0	-
15:24	0.0	0.0	15:24	0.0	0.0	-
15:25	0.0	0.0	15:25	0.0	0.0	-
15:26	0.0	0.0	15:26	0.0	0.0	-
15:27	0.0	0.0	15:27	0.0	0.0	-

SESI CONSULTING ENGINEERS

959 US-46 Floor 3, Suite 300 - Parsippany-Troy Hills, NJ

DAILY AIR MONITORING REPORT
150 Westchester Avenue
Port Chester, New York

12/11/2024

Rev. No. 0 | Page 1 of 2

Project Number: 11895A

Dust Action Level: 150 µg/m^3

VOC Action Level: 5 ppm

Weather Data Range for Work Day		Wind Direction	S	Relative Humidity (%)	88.0 - 95.0	Daily Rain Total (in)	0.36	Readings in the summary table and graphs below are the reported downwind concentrations.
Temperature (°F)	58.0 - 59.0	Wind Speed (MPH)	3.4 - 10.3	Barometer (inHg)	29.40 - 29.80	Avg. Dew Point Temp (°F)	56.5	

Station Location	Daily Avg. Dust Concentration (µg/m^3)	Max 15-Min Dust Concentration (µg/m^3)	Time of Max Dust Reading	Daily Avg. VOC Concentration (ppm)	Max 15-Min VOC Concentration (ppm)	Time of Max VOC Reading
Upwind	49.9	60.7	12:08	0.0	0.0	9:08
Downwind	11.5	20.0	12:48	0.0	0.0	9:09

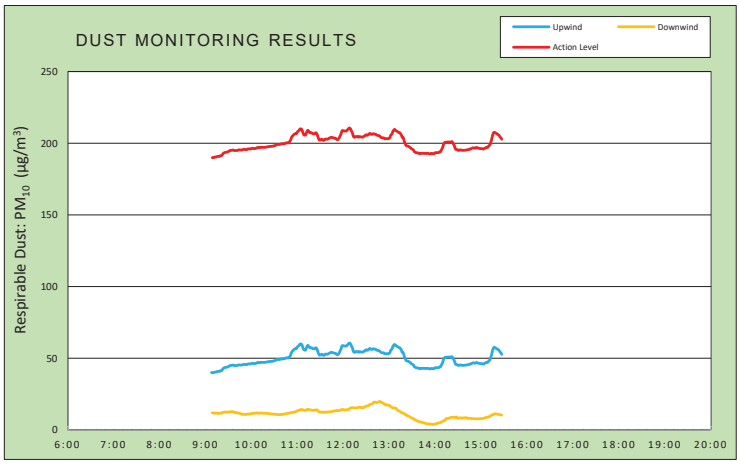

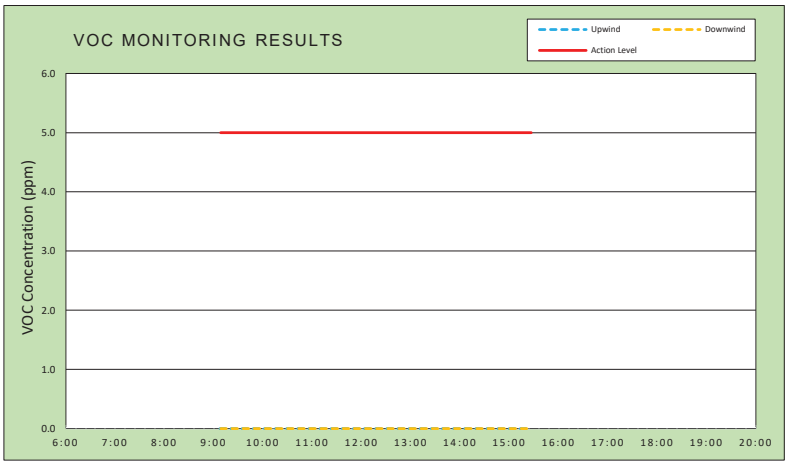

Air Monitoring Notes:

Weather Notes:

EMILCOTT
A Triumvirate Environmental Company

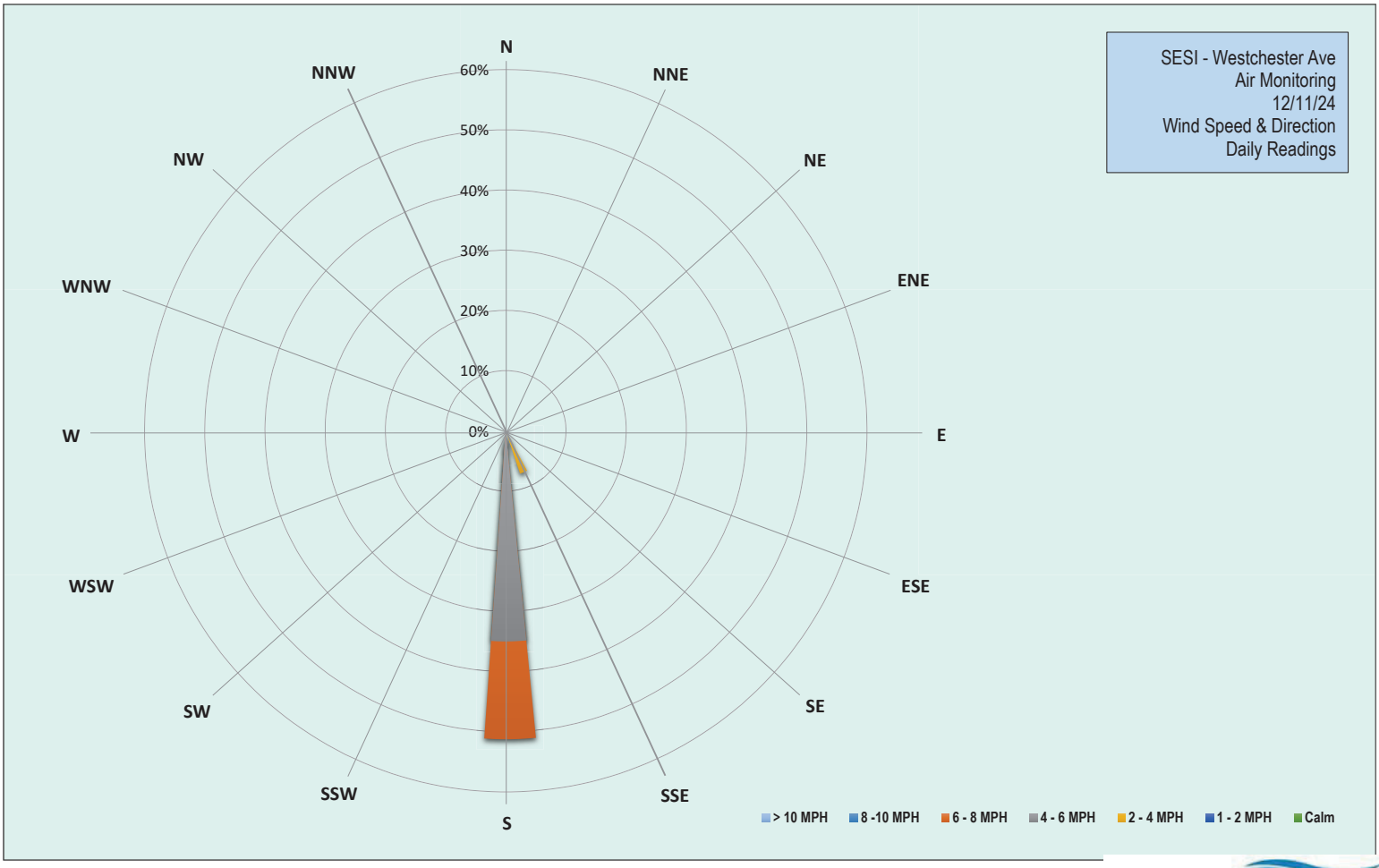

EMILCOTT
A Triumvirate Environmental Company

Grand Union Bowling Alley Site
BCP #360222
150 Westchester Avenue, Port Chester
December 11, 2024

Wednesday, December 11, 2024						
Number of Instances Where Downwind Particulates Exceeds Upwind Particulate + 150 =						0
Number of Comparable Data Points =						379
Start Time:						8:53
End Time:						15:27
PARTICULATE DATA						
Upwind			Downwind			Exceeds Particulate Alarm Limit
Time	Concentration (ug/m^3)	15-Min Avg Concentration (ug/m^3)	Time	Concentration (ug/m^3)	15-Min Avg Concentration (ug/m^3)	
8:53	39.0	-	8:53	-	-	-
8:54	40.3	-	8:54	14.0	-	-
8:55	39.8	-	8:55	13.3	-	-
8:56	41.5	-	8:56	14.3	-	-
8:57	39.3	-	8:57	13.3	-	-
8:58	41.8	-	8:58	14.5	-	-
8:59	40.8	-	8:59	12.0	-	-
9:00	37.5	-	9:00	11.5	-	-
9:01	38.5	-	9:01	13.8	-	-
9:02	41.0	-	9:02	11.0	-	-
9:03	41.8	-	9:03	11.0	-	-
9:04	39.5	-	9:04	10.0	-	-
9:05	38.5	-	9:05	12.0	-	-
9:06	44.0	-	9:06	11.0	-	-
9:07	38.5	-	9:07	10.5	-	-
9:08	38.5	40.1	9:08	10.5	-	-
9:09	38.8	40.0	9:09	11.0	12.0	-
9:10	41.5	40.1	9:10	12.3	11.9	-
9:11	40.3	40.0	9:11	12.3	11.8	-
9:12	43.5	40.3	9:12	13.5	11.8	-
9:13	43.8	40.4	9:13	13.5	11.7	-
9:14	40.5	40.4	9:14	11.8	11.7	-
9:15	41.5	40.7	9:15	11.8	11.7	-
9:16	41.0	40.8	9:16	11.5	11.6	-
9:17	40.8	40.8	9:17	10.5	11.5	-
9:18	41.3	40.8	9:18	11.5	11.6	-
9:19	44.0	41.1	9:19	12.5	11.7	-
9:20	42.8	41.4	9:20	11.0	11.7	-
9:21	43.3	41.3	9:21	12.0	11.7	-
9:22	47.8	41.9	9:22	14.5	12.0	-
9:23	50.5	42.7	9:23	14.8	12.3	-
9:24	45.3	43.2	9:24	13.5	12.5	-
9:25	45.8	43.5	9:25	12.3	12.5	-
9:26	42.8	43.6	9:26	13.3	12.5	-
9:27	45.0	43.7	9:27	14.3	12.6	-
9:28	44.3	43.8	9:28	10.8	12.4	-
9:29	44.3	44.0	9:29	12.3	12.4	-
9:30	45.5	44.3	9:30	11.5	12.4	-
9:31	44.3	44.5	9:31	13.3	12.5	-
9:32	46.5	44.9	9:32	12.5	12.7	-
9:33	44.0	45.1	9:33	13.0	12.8	-

Grand Union Bowling Alley Site
BCP #360222
150 Westchester Avenue, Port Chester
December 11, 2024

PARTICULATE DATA						
Upwind			Downwind			Exceeds Particulate Alarm Limit
Time	Concentration (ug/m^3)	15-Min Avg Concentration (ug/m^3)	Time	Concentration (ug/m^3)	15-Min Avg Concentration (ug/m^3)	
9:34	43.8	45.0	9:34	11.8	12.7	-
9:35	44.0	45.1	9:35	10.5	12.7	-
9:36	45.5	45.3	9:36	12.8	12.7	-
9:37	45.8	45.1	9:37	11.3	12.5	-
9:38	46.8	44.9	9:38	11.8	12.3	-
9:39	45.8	44.9	9:39	11.8	12.2	-
9:40	45.8	44.9	9:40	11.3	12.1	-
9:41	43.5	45.0	9:41	11.5	12.0	-
9:42	45.8	45.0	9:42	10.5	11.8	-
9:43	48.3	45.3	9:43	11.3	11.8	-
9:44	46.3	45.4	9:44	11.0	11.7	-
9:45	43.8	45.3	9:45	9.5	11.6	-
9:46	44.0	45.3	9:46	9.5	11.3	-
9:47	45.5	45.2	9:47	10.5	11.2	-
9:48	47.0	45.4	9:48	10.0	11.0	-
9:49	46.8	45.6	9:49	11.5	11.0	-
9:50	44.3	45.6	9:50	10.5	11.0	-
9:51	47.8	45.8	9:51	11.8	10.9	-
9:52	44.0	45.7	9:52	10.5	10.9	-
9:53	45.0	45.6	9:53	10.8	10.8	-
9:54	45.3	45.5	9:54	15.5	11.0	-
9:55	52.3	46.0	9:55	11.5	11.1	-
9:56	45.0	46.1	9:56	11.3	11.0	-
9:57	46.3	46.1	9:57	12.3	11.2	-
9:58	48.3	46.1	9:58	11.3	11.2	-
9:59	45.0	46.0	9:59	12.0	11.2	-
10:00	47.8	46.3	10:00	11.8	11.4	-
10:01	46.5	46.4	10:01	12.0	11.5	-
10:02	46.3	46.5	10:02	11.0	11.6	-
10:03	44.3	46.3	10:03	12.0	11.7	-
10:04	46.0	46.3	10:04	11.8	11.7	-
10:05	46.8	46.4	10:05	11.5	11.8	-
10:06	47.5	46.4	10:06	11.3	11.8	-
10:07	49.8	46.8	10:07	11.8	11.8	-
10:08	47.5	47.0	10:08	12.3	11.9	-
10:09	47.8	47.1	10:09	11.4	11.7	-
10:10	47.5	46.8	10:10	12.4	11.7	-
10:11	47.8	47.0	10:11	11.8	11.8	-
10:12	49.8	47.2	10:12	11.6	11.7	-
10:13	46.3	47.1	10:13	12.6	11.8	-
10:14	46.5	47.2	10:14	12.2	11.8	-
10:15	47.0	47.1	10:15	10.4	11.7	-
10:16	46.5	47.1	10:16	10.6	11.6	-
10:17	45.8	47.1	10:17	11.6	11.7	-
10:18	46.0	47.2	10:18	11.6	11.6	-
10:19	46.0	47.2	10:19	11.4	11.6	-
10:20	49.0	47.4	10:20	11.2	11.6	-
10:21	49.5	47.5	10:21	10.6	11.6	-

Grand Union Bowling Alley Site
BCP #360222
150 Westchester Avenue, Port Chester
December 11, 2024

PARTICULATE DATA						
Upwind			Downwind			Exceeds Particulate Alarm Limit
Time	Concentration (ug/m^3)	15-Min Avg Concentration (ug/m^3)	Time	Concentration (ug/m^3)	15-Min Avg Concentration (ug/m^3)	
10:22	51.3	47.6	10:22	10.2	11.5	-
10:23	48.5	47.7	10:23	11.2	11.4	-
10:24	49.0	47.8	10:24	10.4	11.3	-
10:25	47.3	47.7	10:25	11.6	11.3	-
10:26	50.3	47.9	10:26	10.6	11.2	-
10:27	49.0	47.9	10:27	11.4	11.2	-
10:28	47.8	48.0	10:28	10.0	11.0	-
10:29	49.5	48.2	10:29	10.6	10.9	-
10:30	48.5	48.3	10:30	11.4	11.0	-
10:31	49.3	48.4	10:31	10.6	11.0	-
10:32	49.3	48.7	10:32	10.6	10.9	-
10:33	52.3	49.1	10:33	11.2	10.9	-
10:34	47.8	49.2	10:34	10.8	10.8	-
10:35	48.5	49.2	10:35	9.8	10.7	-
10:36	48.5	49.1	10:36	10.2	10.7	-
10:37	52.3	49.2	10:37	10.0	10.7	-
10:38	52.0	49.4	10:38	10.8	10.7	-
10:39	49.0	49.4	10:39	12.8	10.8	-
10:40	51.8	49.7	10:40	12.2	10.9	-
10:41	49.5	49.7	10:41	11.8	10.9	-
10:42	48.5	49.6	10:42	11.4	10.9	-
10:43	48.5	49.7	10:43	12.0	11.1	-
10:44	55.8	50.1	10:44	12.6	11.2	-
10:45	48.5	50.1	10:45	12.4	11.3	-
10:46	52.0	50.3	10:46	12.8	11.4	-
10:47	50.5	50.4	10:47	11.6	11.5	-
10:48	49.3	50.2	10:48	13.0	11.6	-
10:49	53.8	50.6	10:49	10.8	11.6	-
10:50	57.8	51.2	10:50	13.0	11.8	-
10:51	59.0	51.9	10:51	12.0	11.9	-
10:52	74.5	53.4	10:52	12.2	12.1	-
10:53	70.0	54.6	10:53	13.4	12.3	-
10:54	57.8	55.1	10:54	12.2	12.2	-
10:55	60.3	55.7	10:55	13.0	12.3	-
10:56	57.5	56.2	10:56	12.8	12.3	-
10:57	52.8	56.5	10:57	15.0	12.6	-
10:58	52.8	56.8	10:58	14.6	12.8	-
10:59	55.5	56.8	10:59	16.8	13.0	-
11:00	63.5	57.8	11:00	16.4	13.3	-
11:01	61.0	58.4	11:01	16.0	13.5	-
11:02	56.5	58.8	11:02	14.4	13.7	-
11:03	60.8	59.6	11:03	13.4	13.7	-
11:04	61.0	60.0	11:04	16.6	14.1	-
11:05	56.5	60.0	11:05	14.6	14.2	-
11:06	52.0	59.5	11:06	11.8	14.2	-
11:07	52.0	58.0	11:07	11.2	14.1	-
11:08	47.8	56.5	11:08	10.0	13.9	-
11:09	47.8	55.8	11:09	10.6	13.8	-

Grand Union Bowling Alley Site
BCP #360222
150 Westchester Avenue, Port Chester
December 11, 2024

PARTICULATE DATA						
Upwind			Downwind			Exceeds Particulate Alarm Limit
Time	Concentration (ug/m^3)	15-Min Avg Concentration (ug/m^3)	Time	Concentration (ug/m^3)	15-Min Avg Concentration (ug/m^3)	
11:10	57.5	55.7	11:10	11.0	13.7	-
11:11	61.0	55.9	11:11	13.8	13.7	-
11:12	74.3	57.3	11:12	17.2	13.9	-
11:13	71.0	58.5	11:13	20.8	14.3	-
11:14	62.5	59.0	11:14	18.4	14.4	-
11:15	52.5	58.3	11:15	13.2	14.2	-
11:16	52.0	57.7	11:16	14.0	14.1	-
11:17	49.5	57.2	11:17	13.6	14.0	-
11:18	64.0	57.4	11:18	12.8	14.0	-
11:19	58.0	57.2	11:19	12.6	13.7	-
11:20	51.0	56.9	11:20	14.2	13.7	-
11:21	48.5	56.6	11:21	12.0	13.7	-
11:22	51.3	56.6	11:22	11.4	13.7	-
11:23	51.8	56.8	11:23	12.2	13.9	-
11:24	55.8	57.4	11:24	11.2	13.9	-
11:25	51.8	57.0	11:25	13.0	14.0	-
11:26	47.8	56.1	11:26	11.2	13.9	-
11:27	48.5	54.4	11:27	11.8	13.5	-
11:28	49.3	52.9	11:28	11.2	12.9	-
11:29	51.0	52.2	11:29	12.6	12.5	-
11:30	54.3	52.3	11:30	13.4	12.5	-
11:31	55.0	52.5	11:31	13.8	12.5	-
11:32	55.5	52.9	11:32	13.0	12.4	-
11:33	55.3	52.3	11:33	13.4	12.5	-
11:34	54.8	52.1	11:34	13.6	12.5	-
11:35	50.8	52.1	11:35	11.6	12.4	-
11:36	58.8	52.8	11:36	12.0	12.4	-
11:37	52.3	52.8	11:37	11.8	12.4	-
11:38	54.0	53.0	11:38	12.6	12.4	-
11:39	53.5	52.8	11:39	12.8	12.5	-
11:40	53.3	52.9	11:40	13.2	12.5	-
11:41	53.0	53.3	11:41	11.6	12.6	-
11:42	53.8	53.6	11:42	12.4	12.6	-
11:43	53.8	53.9	11:43	12.6	12.7	-
11:44	53.0	54.1	11:44	13.8	12.8	-
11:45	56.3	54.2	11:45	14.0	12.8	-
11:46	51.0	53.9	11:46	16.8	13.0	-
11:47	53.5	53.8	11:47	16.4	13.2	-
11:48	53.3	53.7	11:48	13.2	13.2	-
11:49	51.8	53.5	11:49	14.0	13.3	-
11:50	51.8	53.5	11:50	13.6	13.4	-
11:51	49.8	52.9	11:51	14.0	13.5	-
11:52	47.8	52.6	11:52	11.8	13.5	-
11:53	52.5	52.5	11:53	12.5	13.5	-
11:54	62.3	53.1	11:54	13.3	13.5	-
11:55	66.8	54.0	11:55	13.0	13.5	-
11:56	72.3	55.3	11:56	14.0	13.7	-
11:57	67.5	56.2	11:57	17.5	14.0	-

Grand Union Bowling Alley Site
BCP #360222
150 Westchester Avenue, Port Chester
December 11, 2024

PARTICULATE DATA						
Upwind			Downwind			Exceeds Particulate Alarm Limit
Time	Concentration (ug/m^3)	15-Min Avg Concentration (ug/m^3)	Time	Concentration (ug/m^3)	15-Min Avg Concentration (ug/m^3)	
11:58	82.5	58.1	11:58	15.0	14.2	-
11:59	64.8	58.9	11:59	14.0	14.2	-
12:00	52.8	58.7	12:00	15.5	14.3	-
12:01	50.3	58.6	12:01	13.8	14.1	-
12:02	52.5	58.6	12:02	13.8	13.9	-
12:03	52.5	58.5	12:03	14.5	14.0	-
12:04	52.3	58.5	12:04	15.0	14.1	-
12:05	59.8	59.1	12:05	14.0	14.1	-
12:06	58.0	59.6	12:06	14.8	14.2	-
12:07	57.0	60.2	12:07	15.8	14.4	-
12:08	59.0	60.7	12:08	17.3	14.7	-
12:09	57.3	60.3	12:09	18.8	15.1	-
12:10	55.5	59.6	12:10	17.0	15.4	-
12:11	52.0	58.2	12:11	16.8	15.6	-
12:12	52.0	57.2	12:12	15.3	15.4	-
12:13	52.8	55.2	12:13	16.5	15.5	-
12:14	51.3	54.3	12:14	14.5	15.5	-
12:15	50.5	54.2	12:15	12.8	15.4	-
12:16	56.3	54.6	12:16	13.8	15.4	-
12:17	54.0	54.7	12:17	13.8	15.4	-
12:18	51.8	54.6	12:18	15.3	15.4	-
12:19	53.8	54.7	12:19	18.3	15.6	-
12:20	51.5	54.2	12:20	16.3	15.8	-
12:21	64.0	54.6	12:21	15.5	15.8	-
12:22	57.8	54.6	12:22	15.8	15.8	-
12:23	56.3	54.4	12:23	16.5	15.8	-
12:24	55.8	54.3	12:24	15.5	15.6	-
12:25	54.3	54.3	12:25	17.5	15.6	-
12:26	55.8	54.5	12:26	17.8	15.7	-
12:27	57.0	54.8	12:27	15.8	15.7	-
12:28	55.3	55.0	12:28	21.3	16.0	-
12:29	60.8	55.6	12:29	20.3	16.4	-
12:30	54.5	55.9	12:30	15.3	16.6	-
12:31	52.8	55.7	12:31	15.8	16.7	-
12:32	52.5	55.6	12:32	16.0	16.8	-
12:33	60.0	56.1	12:33	16.0	16.9	-
12:34	60.3	56.6	12:34	26.3	17.4	-
12:35	57.0	56.9	12:35	21.3	17.8	-
12:36	54.3	56.3	12:36	17.5	17.9	-
12:37	57.0	56.2	12:37	19.0	18.1	-
12:38	57.3	56.3	12:38	17.8	18.2	-
12:39	61.3	56.7	12:39	23.8	18.7	-
12:40	52.3	56.5	12:40	28.0	19.4	-
12:41	54.8	56.5	12:41	16.5	19.4	-
12:42	52.8	56.2	12:42	16.0	19.4	-
12:43	54.5	56.1	12:43	18.8	19.2	-
12:44	53.3	55.6	12:44	19.3	19.1	-
12:45	52.5	55.5	12:45	17.3	19.3	-

Grand Union Bowling Alley Site
BCP #360222
150 Westchester Avenue, Port Chester
December 11, 2024

PARTICULATE DATA						
Upwind			Downwind			Exceeds Particulate Alarm Limit
Time	Concentration (ug/m^3)	15-Min Avg Concentration (ug/m^3)	Time	Concentration (ug/m^3)	15-Min Avg Concentration (ug/m^3)	
12:46	50.5	55.3	12:46	18.8	19.5	-
12:47	52.0	55.3	12:47	20.3	19.8	-
12:48	51.8	54.8	12:48	19.5	20.0	-
12:49	52.8	54.3	12:49	18.0	19.4	-
12:50	52.3	53.9	12:50	18.8	19.3	-
12:51	53.3	53.9	12:51	14.0	19.0	-
12:52	54.8	53.7	12:52	13.8	18.7	-
12:53	57.8	53.8	12:53	14.5	18.5	-
12:54	53.3	53.2	12:54	14.8	17.9	-
12:55	50.3	53.1	12:55	21.3	17.4	-
12:56	57.3	53.3	12:56	18.8	17.6	-
12:57	52.5	53.2	12:57	14.8	17.5	-
12:58	53.3	53.2	12:58	16.3	17.3	-
12:59	53.0	53.1	12:59	17.3	17.2	-
13:00	58.5	53.5	13:00	16.3	17.1	-
13:01	56.5	53.9	13:01	15.0	16.9	-
13:02	76.8	55.6	13:02	12.0	16.3	-
13:03	59.0	56.1	13:03	14.3	16.0	-
13:04	64.3	56.8	13:04	13.5	15.7	-
13:05	76.8	58.5	13:05	13.5	15.3	-
13:06	61.5	59.0	13:06	14.5	15.4	-
13:07	64.5	59.7	13:07	12.8	15.3	-
13:08	51.0	59.2	13:08	15.5	15.4	-
13:09	46.3	58.8	13:09	10.0	15.0	-
13:10	46.8	58.5	13:10	11.0	14.4	-
13:11	49.5	58.0	13:11	10.0	13.8	-
13:12	49.0	57.8	13:12	11.8	13.6	-
13:13	47.5	57.4	13:13	11.3	13.2	-
13:14	51.5	57.3	13:14	12.8	12.9	-
13:15	46.8	56.5	13:15	10.8	12.6	-
13:16	45.5	55.8	13:16	8.3	12.1	-
13:17	52.0	54.1	13:17	9.0	11.9	-
13:18	59.5	54.2	13:18	12.8	11.8	-
13:19	45.3	52.9	13:19	9.8	11.6	-
13:20	47.5	50.9	13:20	9.3	11.3	-
13:21	44.3	49.8	13:21	7.8	10.8	-
13:22	45.8	48.5	13:22	9.3	10.6	-
13:23	45.0	48.1	13:23	8.8	10.2	-
13:24	45.0	48.1	13:24	7.0	10.0	-
13:25	45.0	47.9	13:25	7.0	9.7	-
13:26	43.8	47.6	13:26	7.0	9.5	-
13:27	43.5	47.2	13:27	6.5	9.1	-
13:28	42.0	46.8	13:28	7.8	8.9	-
13:29	42.5	46.2	13:29	5.8	8.4	-
13:30	41.5	45.9	13:30	6.0	8.1	-
13:31	41.8	45.6	13:31	7.3	8.1	-
13:32	43.5	45.1	13:32	4.5	7.8	-
13:33	44.0	44.0	13:33	6.0	7.3	-

Grand Union Bowling Alley Site
BCP #360222
150 Westchester Avenue, Port Chester
December 11, 2024

PARTICULATE DATA						
Upwind			Downwind			Exceeds Particulate Alarm Limit
Time	Concentration (ug/m^3)	15-Min Avg Concentration (ug/m^3)	Time	Concentration (ug/m^3)	15-Min Avg Concentration (ug/m^3)	
13:34	42.0	43.8	13:34	6.8	7.1	-
13:35	41.8	43.4	13:35	4.5	6.8	-
13:36	44.0	43.4	13:36	4.3	6.6	-
13:37	44.0	43.3	13:37	5.0	6.3	-
13:38	43.3	43.2	13:38	5.5	6.1	-
13:39	40.8	42.9	13:39	3.3	5.8	-
13:40	42.0	42.7	13:40	4.3	5.6	-
13:41	48.5	43.0	13:41	5.8	5.5	-
13:42	42.8	43.0	13:42	7.8	5.6	-
13:43	41.0	42.9	13:43	4.0	5.4	-
13:44	45.0	43.1	13:44	3.3	5.2	-
13:45	39.8	42.9	13:45	3.5	5.0	-
13:46	42.0	43.0	13:46	3.8	4.8	-
13:47	43.8	43.0	13:47	3.8	4.8	-
13:48	41.3	42.8	13:48	2.8	4.5	-
13:49	44.8	43.0	13:49	2.8	4.3	-
13:50	43.0	43.1	13:50	4.0	4.2	-
13:51	42.0	42.9	13:51	5.0	4.3	-
13:52	40.5	42.7	13:52	4.0	4.2	-
13:53	41.5	42.6	13:53	3.0	4.1	-
13:54	43.8	42.8	13:54	4.0	4.1	-
13:55	45.0	43.0	13:55	3.8	4.1	-
13:56	43.5	42.6	13:56	4.5	4.0	-
13:57	44.8	42.8	13:57	5.5	3.8	-
13:58	40.8	42.8	13:58	4.3	3.9	-
13:59	45.8	42.8	13:59	4.8	4.0	-
14:00	48.3	43.4	14:00	6.3	4.1	-
14:01	43.0	43.4	14:01	5.5	4.3	-
14:02	43.3	43.4	14:02	6.8	4.5	-
14:03	42.8	43.5	14:03	5.8	4.7	-
14:04	43.0	43.4	14:04	6.5	4.9	-
14:05	47.0	43.7	14:05	4.8	5.0	-
14:06	47.3	44.0	14:06	5.8	5.0	-
14:07	40.8	44.0	14:07	6.0	5.1	-
14:08	57.0	45.1	14:08	8.0	5.5	-
14:09	59.3	46.1	14:09	8.5	5.8	-
14:10	62.8	47.3	14:10	8.8	6.1	-
14:11	70.3	49.1	14:11	7.0	6.3	-
14:12	61.5	50.2	14:12	10.5	6.6	-
14:13	48.0	50.7	14:13	6.0	6.7	-
14:14	46.0	50.7	14:14	19.8	7.7	-
14:15	50.0	50.8	14:15	9.3	7.9	-
14:16	42.5	50.8	14:16	7.3	8.0	-
14:17	45.5	50.9	14:17	6.5	8.0	-
14:18	42.0	50.9	14:18	8.8	8.2	-
14:19	42.8	50.8	14:19	9.0	8.4	-
14:20	46.0	50.8	14:20	8.5	8.6	-
14:21	47.8	50.8	14:21	8.3	8.8	-

Grand Union Bowling Alley Site
BCP #360222
150 Westchester Avenue, Port Chester
December 11, 2024

PARTICULATE DATA						
Upwind			Downwind			Exceeds Particulate Alarm Limit
Time	Concentration (ug/m^3)	15-Min Avg Concentration (ug/m^3)	Time	Concentration (ug/m^3)	15-Min Avg Concentration (ug/m^3)	
14:22	46.3	51.2	14:22	7.8	8.9	-
14:23	45.3	50.4	14:23	7.5	8.9	-
14:24	44.3	49.4	14:24	7.0	8.8	-
14:25	49.8	48.5	14:25	8.0	8.7	-
14:26	43.5	46.7	14:26	8.5	8.8	-
14:27	46.5	45.7	14:27	11.3	8.9	-
14:28	46.5	45.6	14:28	9.3	9.1	-
14:29	43.3	45.5	14:29	7.8	8.3	-
14:30	43.8	45.0	14:30	7.8	8.2	-
14:31	46.3	45.3	14:31	8.8	8.3	-
14:32	42.0	45.1	14:32	7.0	8.3	-
14:33	46.3	45.3	14:33	10.3	8.4	-
14:34	42.5	45.3	14:34	8.0	8.4	-
14:35	42.5	45.1	14:35	5.3	8.2	-
14:36	47.0	45.0	14:36	11.3	8.4	-
14:37	47.0	45.1	14:37	7.3	8.3	-
14:38	45.3	45.1	14:38	7.8	8.3	-
14:39	44.8	45.1	14:39	10.3	8.6	-
14:40	51.5	45.2	14:40	7.5	8.5	-
14:41	44.5	45.3	14:41	8.8	8.5	-
14:42	48.8	45.5	14:42	7.3	8.3	-
14:43	47.3	45.5	14:43	7.0	8.1	-
14:44	45.3	45.6	14:44	6.8	8.1	-
14:45	49.0	46.0	14:45	8.5	8.1	-
14:46	44.5	45.9	14:46	7.3	8.0	-
14:47	46.3	46.2	14:47	7.3	8.0	-
14:48	50.8	46.5	14:48	7.0	7.8	-
14:49	46.5	46.7	14:49	9.3	7.9	-
14:50	43.8	46.8	14:50	7.0	8.0	-
14:51	44.8	46.7	14:51	7.0	7.7	-
14:52	45.5	46.6	14:52	7.5	7.7	-
14:53	48.0	46.7	14:53	8.8	7.8	-
14:54	50.5	47.1	14:54	10.0	7.8	-
14:55	44.5	46.7	14:55	8.3	7.8	-
14:56	44.8	46.7	14:56	7.8	7.8	-
14:57	46.8	46.5	14:57	6.8	7.7	-
14:58	44.5	46.4	14:58	7.8	7.8	-
14:59	45.8	46.4	14:59	8.3	7.9	-
15:00	46.3	46.2	15:00	9.0	7.9	-
15:01	45.3	46.3	15:01	8.3	8.0	-
15:02	44.8	46.2	15:02	8.5	8.1	-
15:03	47.5	45.9	15:03	8.5	8.2	-
15:04	50.5	46.2	15:04	9.5	8.2	-
15:05	48.8	46.5	15:05	9.8	8.4	-
15:06	49.0	46.8	15:06	11.5	8.7	-
15:07	51.3	47.2	15:07	9.0	8.8	-
15:08	45.8	47.1	15:08	9.3	8.8	-
15:09	54.3	47.3	15:09	11.3	8.9	-

Grand Union Bowling Alley Site
BCP #360222
150 Westchester Avenue, Port Chester
December 11, 2024

PARTICULATE DATA						
Upwind			Downwind			Exceeds Particulate Alarm Limit
Time	Concentration (ug/m^3)	15-Min Avg Concentration (ug/m^3)	Time	Concentration (ug/m^3)	15-Min Avg Concentration (ug/m^3)	
15:10	57.8	48.2	15:10	12.5	9.2	-
15:11	49.8	48.5	15:11	10.5	9.4	-
15:12	59.3	49.4	15:12	10.0	9.6	-
15:13	70.8	51.1	15:13	14.0	10.0	-
15:14	73.0	52.9	15:14	14.3	10.4	-
15:15	82.5	55.3	15:15	11.3	10.5	-
15:16	67.0	56.8	15:16	11.3	10.7	-
15:17	57.5	57.6	15:17	13.3	11.1	-
15:18	45.8	57.5	15:18	11.8	11.3	-
15:19	44.0	57.1	15:19	8.5	11.2	-
15:20	45.5	56.9	15:20	8.5	11.1	-
15:21	44.0	56.5	15:21	9.8	11.0	-
15:22	44.0	56.1	15:22	9.3	11.0	-
15:23	43.3	55.9	15:23	8.0	10.9	-
15:24	43.5	55.2	15:24	8.8	10.8	-
15:25	43.3	54.2	15:25	9.8	10.6	-
15:26	43.8	53.8	15:26	9.3	10.5	-
15:27	43.8	52.8	15:27	8.5	10.4	-

Grand Union Bowling Alley Site
BCP #360222
150 Westchester Avenue, Port Chester
December 11, 2024

Wednesday, December 11, 2024						
Number of Instances Where Downwind VOCs Exceeds Upwind VOCs + 5 =						0
Number of Comparable Data Points =						379
Start Time:						8:53
End Time:						15:27
PID DATA						
Upwind			Downwind			Exceeds VOC Alarm Limit
Time	Concentration (ppm)	15-Min Avg Concentration (ppm)	Time	Concentration (ppm)	15-Min Avg Concentration (ppm)	
8:53	0.0	-	8:53	-	-	-
8:54	0.0	-	8:54	0.0	-	-
8:55	0.0	-	8:55	0.0	-	-
8:56	0.0	-	8:56	0.0	-	-
8:57	0.0	-	8:57	0.0	-	-
8:58	0.0	-	8:58	0.0	-	-
8:59	0.0	-	8:59	0.0	-	-
9:00	0.0	-	9:00	0.0	-	-
9:01	0.0	-	9:01	0.0	-	-
9:02	0.0	-	9:02	0.0	-	-
9:03	0.0	-	9:03	0.0	-	-
9:04	0.0	-	9:04	0.0	-	-
9:05	0.0	-	9:05	0.0	-	-
9:06	0.0	-	9:06	0.0	-	-
9:07	0.0	-	9:07	0.0	-	-
9:08	0.0	0.0	9:08	0.0	-	-
9:09	0.0	0.0	9:09	0.0	0.0	-
9:10	0.0	0.0	9:10	0.0	0.0	-
9:11	0.0	0.0	9:11	0.0	0.0	-
9:12	0.0	0.0	9:12	0.0	0.0	-
9:13	0.0	0.0	9:13	0.0	0.0	-
9:14	0.0	0.0	9:14	0.0	0.0	-
9:15	0.0	0.0	9:15	0.0	0.0	-
9:16	0.0	0.0	9:16	0.0	0.0	-
9:17	0.0	0.0	9:17	0.0	0.0	-
9:18	0.0	0.0	9:18	0.0	0.0	-
9:19	0.0	0.0	9:19	0.0	0.0	-
9:20	0.0	0.0	9:20	0.0	0.0	-
9:21	0.0	0.0	9:21	0.0	0.0	-
9:22	0.0	0.0	9:22	0.0	0.0	-
9:23	0.0	0.0	9:23	0.0	0.0	-
9:24	0.0	0.0	9:24	0.0	0.0	-
9:25	0.0	0.0	9:25	0.0	0.0	-
9:26	0.0	0.0	9:26	0.0	0.0	-
9:27	0.0	0.0	9:27	0.0	0.0	-
9:28	0.0	0.0	9:28	0.0	0.0	-
9:29	0.0	0.0	9:29	0.0	0.0	-
9:30	0.0	0.0	9:30	0.0	0.0	-
9:31	0.0	0.0	9:31	0.0	0.0	-
9:32	0.0	0.0	9:32	0.0	0.0	-
9:33	0.0	0.0	9:33	0.0	0.0	-
9:34	0.0	0.0	9:34	0.0	0.0	-
9:35	0.0	0.0	9:35	0.0	0.0	-

Grand Union Bowling Alley Site
BCP #360222
150 Westchester Avenue, Port Chester
December 11, 2024

PID DATA						
Upwind			Downwind			
Time	Concentration (ppm)	15-Min Avg Concentration (ppm)	Time	Concentration (ppm)	15-Min Avg Concentration (ppm)	Exceeds VOC Alarm Limit
9:36	0.0	0.0	9:36	0.0	0.0	-
9:37	0.0	0.0	9:37	0.0	0.0	-
9:38	0.0	0.0	9:38	0.0	0.0	-
9:39	0.0	0.0	9:39	0.0	0.0	-
9:40	0.0	0.0	9:40	0.0	0.0	-
9:41	0.0	0.0	9:41	0.0	0.0	-
9:42	0.0	0.0	9:42	0.0	0.0	-
9:43	0.0	0.0	9:43	0.0	0.0	-
9:44	0.0	0.0	9:44	0.0	0.0	-
9:45	0.0	0.0	9:45	0.0	0.0	-
9:46	0.0	0.0	9:46	0.0	0.0	-
9:47	0.0	0.0	9:47	0.0	0.0	-
9:48	0.0	0.0	9:48	0.0	0.0	-
9:49	0.0	0.0	9:49	0.0	0.0	-
9:50	0.0	0.0	9:50	0.0	0.0	-
9:51	0.0	0.0	9:51	0.0	0.0	-
9:52	0.0	0.0	9:52	0.0	0.0	-
9:53	0.0	0.0	9:53	0.0	0.0	-
9:54	0.0	0.0	9:54	0.0	0.0	-
9:55	0.0	0.0	9:55	0.0	0.0	-
9:56	0.0	0.0	9:56	0.0	0.0	-
9:57	0.0	0.0	9:57	0.0	0.0	-
9:58	0.0	0.0	9:58	0.0	0.0	-
9:59	0.0	0.0	9:59	0.0	0.0	-
10:00	0.0	0.0	10:00	0.0	0.0	-
10:01	0.0	0.0	10:01	0.0	0.0	-
10:02	0.0	0.0	10:02	0.0	0.0	-
10:03	0.0	0.0	10:03	0.0	0.0	-
10:04	0.0	0.0	10:04	0.0	0.0	-
10:05	0.0	0.0	10:05	0.0	0.0	-
10:06	0.0	0.0	10:06	0.0	0.0	-
10:07	0.0	0.0	10:07	0.0	0.0	-
10:08	0.0	0.0	10:08	0.0	0.0	-
10:09	0.0	0.0	10:09	0.0	0.0	-
10:10	0.0	0.0	10:10	0.0	0.0	-
10:11	0.0	0.0	10:11	0.0	0.0	-
10:12	0.0	0.0	10:12	0.0	0.0	-
10:13	0.0	0.0	10:13	0.0	0.0	-
10:14	0.0	0.0	10:14	0.0	0.0	-
10:15	0.0	0.0	10:15	0.0	0.0	-
10:16	0.0	0.0	10:16	0.0	0.0	-
10:17	0.0	0.0	10:17	0.0	0.0	-
10:18	0.0	0.0	10:18	0.0	0.0	-
10:19	0.0	0.0	10:19	0.0	0.0	-
10:20	0.0	0.0	10:20	0.0	0.0	-
10:21	0.0	0.0	10:21	0.0	0.0	-
10:22	0.0	0.0	10:22	0.0	0.0	-
10:23	0.0	0.0	10:23	0.0	0.0	-

Grand Union Bowling Alley Site
BCP #360222
150 Westchester Avenue, Port Chester
December 11, 2024

PID DATA						
Upwind			Downwind			
Time	Concentration (ppm)	15-Min Avg Concentration (ppm)	Time	Concentration (ppm)	15-Min Avg Concentration (ppm)	Exceeds VOC Alarm Limit
10:24	0.0	0.0	10:24	0.0	0.0	-
10:25	0.0	0.0	10:25	0.0	0.0	-
10:26	0.0	0.0	10:26	0.0	0.0	-
10:27	0.0	0.0	10:27	0.0	0.0	-
10:28	0.0	0.0	10:28	0.0	0.0	-
10:29	0.0	0.0	10:29	0.0	0.0	-
10:30	0.0	0.0	10:30	0.0	0.0	-
10:31	0.0	0.0	10:31	0.0	0.0	-
10:32	0.0	0.0	10:32	0.0	0.0	-
10:33	0.0	0.0	10:33	0.0	0.0	-
10:34	0.0	0.0	10:34	0.0	0.0	-
10:35	0.0	0.0	10:35	0.0	0.0	-
10:36	0.0	0.0	10:36	0.0	0.0	-
10:37	0.0	0.0	10:37	0.0	0.0	-
10:38	0.0	0.0	10:38	0.0	0.0	-
10:39	0.0	0.0	10:39	0.0	0.0	-
10:40	0.0	0.0	10:40	0.0	0.0	-
10:41	0.0	0.0	10:41	0.0	0.0	-
10:42	0.0	0.0	10:42	0.0	0.0	-
10:43	0.0	0.0	10:43	0.0	0.0	-
10:44	0.0	0.0	10:44	0.0	0.0	-
10:45	0.0	0.0	10:45	0.0	0.0	-
10:46	0.0	0.0	10:46	0.0	0.0	-
10:47	0.0	0.0	10:47	0.0	0.0	-
10:48	0.0	0.0	10:48	0.0	0.0	-
10:49	0.0	0.0	10:49	0.0	0.0	-
10:50	0.0	0.0	10:50	0.0	0.0	-
10:51	0.0	0.0	10:51	0.0	0.0	-
10:52	0.0	0.0	10:52	0.0	0.0	-
10:53	0.0	0.0	10:53	0.0	0.0	-
10:54	0.0	0.0	10:54	0.0	0.0	-
10:55	0.0	0.0	10:55	0.0	0.0	-
10:56	0.0	0.0	10:56	0.0	0.0	-
10:57	0.0	0.0	10:57	0.0	0.0	-
10:58	0.0	0.0	10:58	0.0	0.0	-
10:59	0.0	0.0	10:59	0.0	0.0	-
11:00	0.0	0.0	11:00	0.0	0.0	-
11:01	0.0	0.0	11:01	0.0	0.0	-
11:02	0.0	0.0	11:02	0.0	0.0	-
11:03	0.0	0.0	11:03	0.0	0.0	-
11:04	0.0	0.0	11:04	0.0	0.0	-
11:05	0.0	0.0	11:05	0.0	0.0	-
11:06	0.0	0.0	11:06	0.0	0.0	-
11:07	0.0	0.0	11:07	0.0	0.0	-
11:08	0.0	0.0	11:08	0.0	0.0	-
11:09	0.0	0.0	11:09	0.0	0.0	-
11:10	0.0	0.0	11:10	0.0	0.0	-
11:11	0.0	0.0	11:11	0.0	0.0	-

Grand Union Bowling Alley Site
BCP #360222
150 Westchester Avenue, Port Chester
December 11, 2024

PID DATA						
Upwind			Downwind			
Time	Concentration (ppm)	15-Min Avg Concentration (ppm)	Time	Concentration (ppm)	15-Min Avg Concentration (ppm)	Exceeds VOC Alarm Limit
11:12	0.0	0.0	11:12	0.0	0.0	-
11:13	0.0	0.0	11:13	0.0	0.0	-
11:14	0.0	0.0	11:14	0.0	0.0	-
11:15	0.0	0.0	11:15	0.0	0.0	-
11:16	0.0	0.0	11:16	0.0	0.0	-
11:17	0.0	0.0	11:17	0.0	0.0	-
11:18	0.0	0.0	11:18	0.0	0.0	-
11:19	0.0	0.0	11:19	0.0	0.0	-
11:20	0.0	0.0	11:20	0.0	0.0	-
11:21	0.0	0.0	11:21	0.0	0.0	-
11:22	0.0	0.0	11:22	0.0	0.0	-
11:23	0.0	0.0	11:23	0.0	0.0	-
11:24	0.0	0.0	11:24	0.0	0.0	-
11:25	0.0	0.0	11:25	0.0	0.0	-
11:26	0.0	0.0	11:26	0.0	0.0	-
11:27	0.0	0.0	11:27	0.0	0.0	-
11:28	0.0	0.0	11:28	0.0	0.0	-
11:29	0.0	0.0	11:29	0.0	0.0	-
11:30	0.0	0.0	11:30	0.0	0.0	-
11:31	0.0	0.0	11:31	0.0	0.0	-
11:32	0.0	0.0	11:32	0.0	0.0	-
11:33	0.0	0.0	11:33	0.0	0.0	-
11:34	0.0	0.0	11:34	0.0	0.0	-
11:35	0.0	0.0	11:35	0.0	0.0	-
11:36	0.0	0.0	11:36	0.0	0.0	-
11:37	0.0	0.0	11:37	0.0	0.0	-
11:38	0.0	0.0	11:38	0.0	0.0	-
11:39	0.0	0.0	11:39	0.0	0.0	-
11:40	0.0	0.0	11:40	0.0	0.0	-
11:41	0.0	0.0	11:41	0.0	0.0	-
11:42	0.0	0.0	11:42	0.0	0.0	-
11:43	0.0	0.0	11:43	0.0	0.0	-
11:44	0.0	0.0	11:44	0.0	0.0	-
11:45	0.0	0.0	11:45	0.0	0.0	-
11:46	0.0	0.0	11:46	0.0	0.0	-
11:47	0.0	0.0	11:47	0.0	0.0	-
11:48	0.0	0.0	11:48	0.0	0.0	-
11:49	0.0	0.0	11:49	0.0	0.0	-
11:50	0.0	0.0	11:50	0.0	0.0	-
11:51	0.0	0.0	11:51	0.0	0.0	-
11:52	0.0	0.0	11:52	0.0	0.0	-
11:53	0.0	0.0	11:53	0.0	0.0	-
11:54	0.0	0.0	11:54	0.0	0.0	-
11:55	0.0	0.0	11:55	0.0	0.0	-
11:56	0.0	0.0	11:56	0.0	0.0	-
11:57	0.0	0.0	11:57	0.0	0.0	-
11:58	0.0	0.0	11:58	0.0	0.0	-
11:59	0.0	0.0	11:59	0.0	0.0	-

Grand Union Bowling Alley Site
BCP #360222
150 Westchester Avenue, Port Chester
December 11, 2024

PID DATA						
Upwind			Downwind			
Time	Concentration (ppm)	15-Min Avg Concentration (ppm)	Time	Concentration (ppm)	15-Min Avg Concentration (ppm)	Exceeds VOC Alarm Limit
12:00	0.0	0.0	12:00	0.0	0.0	-
12:01	0.0	0.0	12:01	0.0	0.0	-
12:02	0.0	0.0	12:02	0.0	0.0	-
12:03	0.0	0.0	12:03	0.0	0.0	-
12:04	0.0	0.0	12:04	0.0	0.0	-
12:05	0.0	0.0	12:05	0.0	0.0	-
12:06	0.0	0.0	12:06	0.0	0.0	-
12:07	0.0	0.0	12:07	0.0	0.0	-
12:08	0.0	0.0	12:08	0.0	0.0	-
12:09	0.0	0.0	12:09	0.0	0.0	-
12:10	0.0	0.0	12:10	0.0	0.0	-
12:11	0.0	0.0	12:11	0.0	0.0	-
12:12	0.0	0.0	12:12	0.0	0.0	-
12:13	0.0	0.0	12:13	0.0	0.0	-
12:14	0.0	0.0	12:14	0.0	0.0	-
12:15	0.0	0.0	12:15	0.0	0.0	-
12:16	0.0	0.0	12:16	0.0	0.0	-
12:17	0.0	0.0	12:17	0.0	0.0	-
12:18	0.0	0.0	12:18	0.0	0.0	-
12:19	0.0	0.0	12:19	0.0	0.0	-
12:20	0.0	0.0	12:20	0.0	0.0	-
12:21	0.0	0.0	12:21	0.0	0.0	-
12:22	0.0	0.0	12:22	0.0	0.0	-
12:23	0.0	0.0	12:23	0.0	0.0	-
12:24	0.0	0.0	12:24	0.0	0.0	-
12:25	0.0	0.0	12:25	0.0	0.0	-
12:26	0.0	0.0	12:26	0.0	0.0	-
12:27	0.0	0.0	12:27	0.0	0.0	-
12:28	0.0	0.0	12:28	0.0	0.0	-
12:29	0.0	0.0	12:29	0.0	0.0	-
12:30	0.0	0.0	12:30	0.0	0.0	-
12:31	0.0	0.0	12:31	0.0	0.0	-
12:32	0.0	0.0	12:32	0.0	0.0	-
12:33	0.0	0.0	12:33	0.0	0.0	-
12:34	0.0	0.0	12:34	0.0	0.0	-
12:35	0.0	0.0	12:35	0.0	0.0	-
12:36	0.0	0.0	12:36	0.0	0.0	-
12:37	0.0	0.0	12:37	0.0	0.0	-
12:38	0.0	0.0	12:38	0.0	0.0	-
12:39	0.0	0.0	12:39	0.0	0.0	-
12:40	0.0	0.0	12:40	0.0	0.0	-
12:41	0.0	0.0	12:41	0.0	0.0	-
12:42	0.0	0.0	12:42	0.0	0.0	-
12:43	0.0	0.0	12:43	0.0	0.0	-
12:44	0.0	0.0	12:44	0.0	0.0	-
12:45	0.0	0.0	12:45	0.0	0.0	-
12:46	0.0	0.0	12:46	0.0	0.0	-
12:47	0.0	0.0	12:47	0.0	0.0	-

Grand Union Bowling Alley Site
BCP #360222
150 Westchester Avenue, Port Chester
December 11, 2024

PID DATA						
Upwind			Downwind			
Time	Concentration (ppm)	15-Min Avg Concentration (ppm)	Time	Concentration (ppm)	15-Min Avg Concentration (ppm)	Exceeds VOC Alarm Limit
12:48	0.0	0.0	12:48	0.0	0.0	-
12:49	0.0	0.0	12:49	0.0	0.0	-
12:50	0.0	0.0	12:50	0.0	0.0	-
12:51	0.0	0.0	12:51	0.0	0.0	-
12:52	0.0	0.0	12:52	0.0	0.0	-
12:53	0.0	0.0	12:53	0.0	0.0	-
12:54	0.0	0.0	12:54	0.0	0.0	-
12:55	0.0	0.0	12:55	0.0	0.0	-
12:56	0.0	0.0	12:56	0.0	0.0	-
12:57	0.0	0.0	12:57	0.0	0.0	-
12:58	0.0	0.0	12:58	0.0	0.0	-
12:59	0.0	0.0	12:59	0.0	0.0	-
13:00	0.0	0.0	13:00	0.0	0.0	-
13:01	0.0	0.0	13:01	0.0	0.0	-
13:02	0.0	0.0	13:02	0.0	0.0	-
13:03	0.0	0.0	13:03	0.0	0.0	-
13:04	0.0	0.0	13:04	0.0	0.0	-
13:05	0.0	0.0	13:05	0.0	0.0	-
13:06	0.0	0.0	13:06	0.0	0.0	-
13:07	0.0	0.0	13:07	0.0	0.0	-
13:08	0.0	0.0	13:08	0.0	0.0	-
13:09	0.0	0.0	13:09	0.0	0.0	-
13:10	0.0	0.0	13:10	0.0	0.0	-
13:11	0.0	0.0	13:11	0.0	0.0	-
13:12	0.0	0.0	13:12	0.0	0.0	-
13:13	0.0	0.0	13:13	0.0	0.0	-
13:14	0.0	0.0	13:14	0.0	0.0	-
13:15	0.0	0.0	13:15	0.0	0.0	-
13:16	0.0	0.0	13:16	0.0	0.0	-
13:17	0.0	0.0	13:17	0.0	0.0	-
13:18	0.0	0.0	13:18	0.0	0.0	-
13:19	0.0	0.0	13:19	0.0	0.0	-
13:20	0.0	0.0	13:20	0.0	0.0	-
13:21	0.0	0.0	13:21	0.0	0.0	-
13:22	0.0	0.0	13:22	0.0	0.0	-
13:23	0.0	0.0	13:23	0.0	0.0	-
13:24	0.0	0.0	13:24	0.0	0.0	-
13:25	0.0	0.0	13:25	0.0	0.0	-
13:26	0.0	0.0	13:26	0.0	0.0	-
13:27	0.0	0.0	13:27	0.0	0.0	-
13:28	0.0	0.0	13:28	0.0	0.0	-
13:29	0.0	0.0	13:29	0.0	0.0	-
13:30	0.0	0.0	13:30	0.0	0.0	-
13:31	0.0	0.0	13:31	0.0	0.0	-
13:32	0.0	0.0	13:32	0.0	0.0	-
13:33	0.0	0.0	13:33	0.0	0.0	-
13:34	0.0	0.0	13:34	0.0	0.0	-
13:35	0.0	0.0	13:35	0.0	0.0	-

Grand Union Bowling Alley Site
BCP #360222
150 Westchester Avenue, Port Chester
December 11, 2024

PID DATA						
Upwind			Downwind			
Time	Concentration (ppm)	15-Min Avg Concentration (ppm)	Time	Concentration (ppm)	15-Min Avg Concentration (ppm)	Exceeds VOC Alarm Limit
13:36	0.0	0.0	13:36	0.0	0.0	-
13:37	0.0	0.0	13:37	0.0	0.0	-
13:38	0.0	0.0	13:38	0.0	0.0	-
13:39	0.0	0.0	13:39	0.0	0.0	-
13:40	0.0	0.0	13:40	0.0	0.0	-
13:41	0.0	0.0	13:41	0.0	0.0	-
13:42	0.0	0.0	13:42	0.0	0.0	-
13:43	0.0	0.0	13:43	0.0	0.0	-
13:44	0.0	0.0	13:44	0.0	0.0	-
13:45	0.0	0.0	13:45	0.0	0.0	-
13:46	0.0	0.0	13:46	0.0	0.0	-
13:47	0.0	0.0	13:47	0.0	0.0	-
13:48	0.0	0.0	13:48	0.0	0.0	-
13:49	0.0	0.0	13:49	0.0	0.0	-
13:50	0.0	0.0	13:50	0.0	0.0	-
13:51	0.0	0.0	13:51	0.0	0.0	-
13:52	0.0	0.0	13:52	0.0	0.0	-
13:53	0.0	0.0	13:53	0.0	0.0	-
13:54	0.0	0.0	13:54	0.0	0.0	-
13:55	0.0	0.0	13:55	0.0	0.0	-
13:56	0.0	0.0	13:56	0.0	0.0	-
13:57	0.0	0.0	13:57	0.0	0.0	-
13:58	0.0	0.0	13:58	0.0	0.0	-
13:59	0.0	0.0	13:59	0.0	0.0	-
14:00	0.0	0.0	14:00	0.0	0.0	-
14:01	0.0	0.0	14:01	0.0	0.0	-
14:02	0.0	0.0	14:02	0.0	0.0	-
14:03	0.0	0.0	14:03	0.0	0.0	-
14:04	0.0	0.0	14:04	0.0	0.0	-
14:05	0.0	0.0	14:05	0.0	0.0	-
14:06	0.0	0.0	14:06	0.0	0.0	-
14:07	0.0	0.0	14:07	0.0	0.0	-
14:08	0.0	0.0	14:08	0.0	0.0	-
14:09	0.0	0.0	14:09	0.0	0.0	-
14:10	0.0	0.0	14:10	0.0	0.0	-
14:11	0.0	0.0	14:11	0.0	0.0	-
14:12	0.0	0.0	14:12	0.0	0.0	-
14:13	0.0	0.0	14:13	0.0	0.0	-
14:14	0.0	0.0	14:14	0.0	0.0	-
14:15	0.0	0.0	14:15	0.0	0.0	-
14:16	0.0	0.0	14:16	0.0	0.0	-
14:17	0.0	0.0	14:17	0.0	0.0	-
14:18	0.0	0.0	14:18	0.0	0.0	-
14:19	0.0	0.0	14:19	0.0	0.0	-
14:20	0.0	0.0	14:20	0.0	0.0	-
14:21	0.0	0.0	14:21	0.0	0.0	-
14:22	0.0	0.0	14:22	0.0	0.0	-
14:23	0.0	0.0	14:23	0.0	0.0	-

Grand Union Bowling Alley Site
BCP #360222
150 Westchester Avenue, Port Chester
December 11, 2024

PID DATA						
Upwind			Downwind			
Time	Concentration (ppm)	15-Min Avg Concentration (ppm)	Time	Concentration (ppm)	15-Min Avg Concentration (ppm)	Exceeds VOC Alarm Limit
14:24	0.0	0.0	14:24	0.0	0.0	-
14:25	0.0	0.0	14:25	0.0	0.0	-
14:26	0.0	0.0	14:26	0.0	0.0	-
14:27	0.0	0.0	14:27	0.0	0.0	-
14:28	0.0	0.0	14:28	0.0	0.0	-
14:29	0.0	0.0	14:29	0.0	0.0	-
14:30	0.0	0.0	14:30	0.0	0.0	-
14:31	0.0	0.0	14:31	0.0	0.0	-
14:32	0.0	0.0	14:32	0.0	0.0	-
14:33	0.0	0.0	14:33	0.0	0.0	-
14:34	0.0	0.0	14:34	0.0	0.0	-
14:35	0.0	0.0	14:35	0.0	0.0	-
14:36	0.0	0.0	14:36	0.0	0.0	-
14:37	0.0	0.0	14:37	0.0	0.0	-
14:38	0.0	0.0	14:38	0.0	0.0	-
14:39	0.0	0.0	14:39	0.0	0.0	-
14:40	0.0	0.0	14:40	0.0	0.0	-
14:41	0.0	0.0	14:41	0.0	0.0	-
14:42	0.0	0.0	14:42	0.0	0.0	-
14:43	0.0	0.0	14:43	0.0	0.0	-
14:44	0.0	0.0	14:44	0.0	0.0	-
14:45	0.0	0.0	14:45	0.0	0.0	-
14:46	0.0	0.0	14:46	0.0	0.0	-
14:47	0.0	0.0	14:47	0.0	0.0	-
14:48	0.0	0.0	14:48	0.0	0.0	-
14:49	0.0	0.0	14:49	0.0	0.0	-
14:50	0.0	0.0	14:50	0.0	0.0	-
14:51	0.0	0.0	14:51	0.0	0.0	-
14:52	0.0	0.0	14:52	0.0	0.0	-
14:53	0.0	0.0	14:53	0.0	0.0	-
14:54	0.0	0.0	14:54	0.0	0.0	-
14:55	0.0	0.0	14:55	0.0	0.0	-
14:56	0.0	0.0	14:56	0.0	0.0	-
14:57	0.0	0.0	14:57	0.0	0.0	-
14:58	0.0	0.0	14:58	0.0	0.0	-
14:59	0.0	0.0	14:59	0.0	0.0	-
15:00	0.0	0.0	15:00	0.0	0.0	-
15:01	0.0	0.0	15:01	0.0	0.0	-
15:02	0.0	0.0	15:02	0.0	0.0	-
15:03	0.0	0.0	15:03	0.0	0.0	-
15:04	0.0	0.0	15:04	0.0	0.0	-
15:05	0.0	0.0	15:05	0.0	0.0	-
15:06	0.0	0.0	15:06	0.0	0.0	-
15:07	0.0	0.0	15:07	0.0	0.0	-
15:08	0.0	0.0	15:08	0.0	0.0	-
15:09	0.0	0.0	15:09	0.0	0.0	-
15:10	0.0	0.0	15:10	0.0	0.0	-
15:11	0.0	0.0	15:11	0.0	0.0	-

Grand Union Bowling Alley Site
BCP #360222
150 Westchester Avenue, Port Chester
December 11, 2024

PID DATA						
Upwind			Downwind			
Time	Concentration (ppm)	15-Min Avg Concentration (ppm)	Time	Concentration (ppm)	15-Min Avg Concentration (ppm)	Exceeds VOC Alarm Limit
15:12	0.0	0.0	15:12	0.0	0.0	-
15:13	0.0	0.0	15:13	0.0	0.0	-
15:14	0.0	0.0	15:14	0.0	0.0	-
15:15	0.0	0.0	15:15	0.0	0.0	-
15:16	0.0	0.0	15:16	0.0	0.0	-
15:17	0.0	0.0	15:17	0.0	0.0	-
15:18	0.0	0.0	15:18	0.0	0.0	-
15:19	0.0	0.0	15:19	0.0	0.0	-
15:20	0.0	0.0	15:20	0.0	0.0	-
15:21	0.0	0.0	15:21	0.0	0.0	-
15:22	0.0	0.0	15:22	0.0	0.0	-
15:23	0.0	0.0	15:23	0.0	0.0	-
15:24	0.0	0.0	15:24	0.0	0.0	-
15:25	0.0	0.0	15:25	0.0	0.0	-
15:26	0.0	0.0	15:26	0.0	0.0	-
15:27	0.0	0.0	15:27	0.0	0.0	-

SESI CONSULTING ENGINEERS

959 US-46 Floor 3, Suite 300 - Parsippany-Troy Hills, NJ

DAILY AIR MONITORING REPORT
150 Westchester Avenue
Port Chester, New York

12/12/2024

Rev. No. 0	Page 1 of 2
Project Number: 11895A	
Dust Action Level	150 µg/m^3
VOC Action Level	5 ppm

Weather Data Range for Work Day		Wind Direction	WSW	Relative Humidity (%)	30.0 - 71.0	Daily Rain Total (in)	0.00	Readings in the summary table and graphs below are the reported downwind concentrations.
Temperature (°F)	35.0 - 40.0	Wind Speed (MPH)	5.2 - 13.2	Barometer (inHg)	29.90 - 30.10	Avg. Dew Point Temp (°F)	19.6	

Station Location	Daily Avg. Dust Concentration (µg/m^3)	Max 15-Min Dust Concentration (µg/m^3)	Time of Max Dust Reading	Daily Avg. VOC Concentration (ppm)	Max 15-Min VOC Concentration (ppm)	Time of Max VOC Reading
Upwind	13.9	25.5	9:33	0.0	0.0	8:50
Downwind	44.1	51.6	11:34	0.0	0.0	8:49

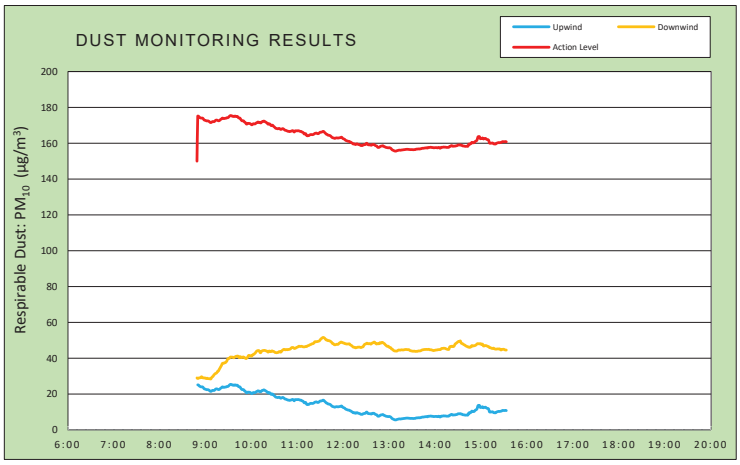

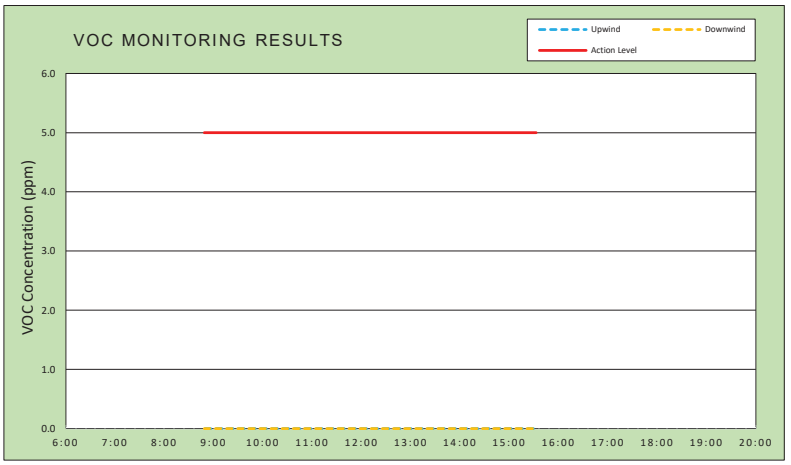

Air Monitoring Notes:

Weather Notes:

EMILCOTT
A Triumvirate Environmental Company

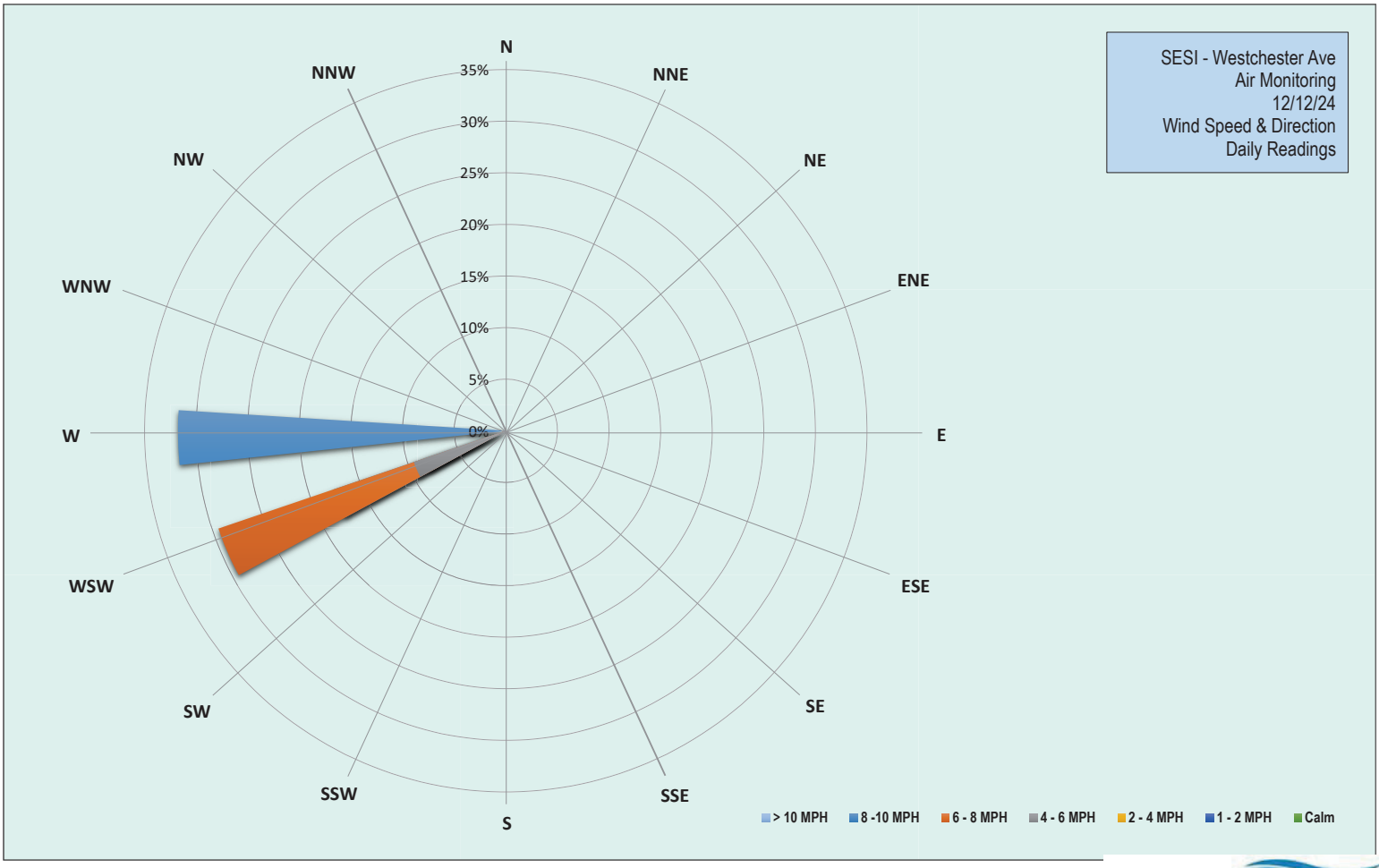

EMILCOTT
A Triumvirate Environmental Company

Grand Union Bowling Alley Site
BCP #360222
150 Westchester Avenue, Port Chester
December 12, 2024

Thursday, December 12, 2024						
Number of Instances Where Downwind Particulates Exceeds Upwind Particulate + 150 =						0
Number of Comparable Data Points =						404
Start Time:						8:34
End Time:						15:33
PARTICULATE DATA						
Upwind			Downwind			Exceeds Particulate Alarm Limit
Time	Concentration (ug/m^3)	15-Min Avg Concentration (ug/m^3)	Time	Concentration (ug/m^3)	15-Min Avg Concentration (ug/m^3)	
8:34	-	-	8:34	33.3	-	-
8:35	31.0	-	8:35	35.5	-	-
8:36	28.8	-	8:36	27.5	-	-
8:37	29.5	-	8:37	28.5	-	-
8:38	25.3	-	8:38	23.5	-	-
8:39	24.0	-	8:39	23.0	-	-
8:40	23.0	-	8:40	22.8	-	-
8:41	22.3	-	8:41	32.3	-	-
8:42	23.8	-	8:42	31.0	-	-
8:43	27.8	-	8:43	30.0	-	-
8:44	26.8	-	8:44	34.3	-	-
8:45	24.3	-	8:45	28.8	-	-
8:46	28.5	-	8:46	31.3	-	-
8:47	24.5	-	8:47	28.3	-	-
8:48	21.3	-	8:48	29.8	-	-
8:49	23.0	-	8:49	29.5	29.1	-
8:50	25.0	25.2	8:50	30.0	28.7	-
8:51	27.0	25.1	8:51	31.3	28.9	-
8:52	22.3	24.6	8:52	30.5	29.1	-
8:53	21.3	24.3	8:53	24.0	29.1	-
8:54	20.8	24.1	8:54	26.8	29.4	-
8:55	22.3	24.0	8:55	28.0	29.7	-
8:56	22.5	24.1	8:56	26.3	29.3	-
8:57	19.5	23.8	8:57	27.0	29.0	-
8:58	18.8	23.2	8:58	30.8	29.1	-
8:59	22.3	22.9	8:59	32.5	29.0	-
9:00	22.8	22.8	9:00	29.0	29.0	-
9:01	25.5	22.6	9:01	26.5	28.7	-
9:02	22.8	22.5	9:02	32.0	28.9	-
9:03	22.0	22.5	9:03	26.8	28.7	-
9:04	21.0	22.4	9:04	28.3	28.6	-
9:05	21.0	22.1	9:05	29.3	28.6	-
9:06	21.3	21.7	9:06	31.8	28.6	-
9:07	19.8	21.6	9:07	27.5	28.4	-
9:08	23.5	21.7	9:08	34.5	29.1	-
9:09	25.5	22.0	9:09	34.8	29.7	-
9:10	23.5	22.1	9:10	31.8	29.9	-
9:11	21.3	22.0	9:11	37.5	30.7	-
9:12	22.5	22.2	9:12	33.3	31.1	-
9:13	25.5	22.7	9:13	37.0	31.5	-
9:14	25.8	22.9	9:14	34.8	31.6	-

Grand Union Bowling Alley Site
BCP #360222
150 Westchester Avenue, Port Chester
December 12, 2024

PARTICULATE DATA						
Upwind			Downwind			Exceeds Particulate Alarm Limit
Time	Concentration (ug/m^3)	15-Min Avg Concentration (ug/m^3)	Time	Concentration (ug/m^3)	15-Min Avg Concentration (ug/m^3)	
9:15	22.8	22.9	9:15	34.8	32.0	-
9:16	23.0	22.7	9:16	37.8	32.8	-
9:17	20.0	22.6	9:17	33.5	32.9	-
9:18	22.8	22.6	9:18	40.3	33.8	-
9:19	25.8	22.9	9:19	39.0	34.5	-
9:20	27.0	23.3	9:20	41.3	35.3	-
9:21	25.0	23.6	9:21	42.8	36.0	-
9:22	26.3	24.0	9:22	42.8	37.0	-
9:23	22.8	24.0	9:23	37.5	37.2	-
9:24	22.5	23.8	9:24	34.5	37.2	-
9:25	25.0	23.9	9:25	36.3	37.5	-
9:26	22.5	23.9	9:26	37.8	37.5	-
9:27	23.3	24.0	9:27	39.8	38.0	-
9:28	29.3	24.2	9:28	44.5	38.5	-
9:29	25.8	24.2	9:29	50.3	39.5	-
9:30	26.0	24.5	9:30	40.0	39.9	-
9:31	29.5	24.9	9:31	38.3	39.9	-
9:32	25.8	25.3	9:32	41.8	40.4	-
9:33	25.5	25.5	9:33	44.5	40.7	-
9:34	24.0	25.3	9:34	38.0	40.7	-
9:35	23.5	25.1	9:35	41.0	40.6	-
9:36	25.8	25.2	9:36	42.0	40.6	-
9:37	21.8	24.9	9:37	37.8	40.3	-
9:38	26.0	25.1	9:38	43.0	40.6	-
9:39	23.8	25.2	9:39	38.0	40.9	-
9:40	20.8	24.9	9:40	39.5	41.1	-
9:41	24.3	25.0	9:41	39.0	41.2	-
9:42	22.0	24.9	9:42	41.0	41.2	-
9:43	20.3	24.3	9:43	41.8	41.1	-
9:44	22.5	24.1	9:44	39.8	40.4	-
9:45	25.8	24.1	9:45	45.5	40.7	-
9:46	20.3	23.5	9:46	40.5	40.9	-
9:47	16.8	22.9	9:47	34.8	40.4	-
9:48	20.5	22.5	9:48	45.5	40.5	-
9:49	24.5	22.6	9:49	41.5	40.7	-
9:50	21.5	22.4	9:50	40.5	40.7	-
9:51	17.0	21.8	9:51	36.0	40.3	-
9:52	18.8	21.6	9:52	37.3	40.2	-
9:53	16.8	21.0	9:53	36.5	39.8	-
9:54	18.3	20.7	9:54	43.0	40.1	-
9:55	27.0	21.1	9:55	44.5	40.5	-
9:56	24.5	21.1	9:56	52.5	41.4	-
9:57	21.8	21.1	9:57	45.0	41.6	-
9:58	19.0	21.0	9:58	38.5	41.4	-
9:59	19.3	20.8	9:59	39.8	41.4	-
10:00	20.8	20.4	10:00	41.5	41.2	-
10:01	18.0	20.3	10:01	45.3	41.5	-
10:02	23.5	20.7	10:02	43.5	42.1	-

Grand Union Bowling Alley Site
BCP #360222
150 Westchester Avenue, Port Chester
December 12, 2024

PARTICULATE DATA						
Upwind			Downwind			Exceeds Particulate Alarm Limit
Time	Concentration (ug/m^3)	15-Min Avg Concentration (ug/m^3)	Time	Concentration (ug/m^3)	15-Min Avg Concentration (ug/m^3)	
10:03	22.8	20.9	10:03	46.8	42.1	-
10:04	23.3	20.8	10:04	47.5	42.5	-
10:05	22.0	20.8	10:05	45.5	42.9	-
10:06	22.3	21.2	10:06	45.5	43.5	-
10:07	23.0	21.5	10:07	44.5	44.0	-
10:08	19.5	21.7	10:08	40.0	44.2	-
10:09	21.8	21.9	10:09	44.3	44.3	-
10:10	21.8	21.5	10:10	43.8	44.3	-
10:11	25.8	21.6	10:11	41.0	43.5	-
10:12	17.3	21.3	10:12	38.5	43.1	-
10:13	22.8	21.6	10:13	48.0	43.7	-
10:14	26.8	22.1	10:14	46.0	44.1	-
10:15	20.3	22.0	10:15	44.3	44.3	-
10:16	22.8	22.4	10:16	46.3	44.4	-
10:17	22.3	22.3	10:17	44.3	44.4	-
10:18	18.8	22.0	10:18	45.5	44.3	-
10:19	19.3	21.7	10:19	45.3	44.2	-
10:20	17.8	21.5	10:20	43.5	44.0	-
10:21	16.3	21.1	10:21	41.3	43.8	-
10:22	16.3	20.6	10:22	39.5	43.4	-
10:23	23.0	20.8	10:23	48.5	44.0	-
10:24	20.5	20.8	10:24	44.0	44.0	-
10:25	15.3	20.3	10:25	39.0	43.7	-
10:26	18.0	19.8	10:26	44.5	43.9	-
10:27	21.3	20.1	10:27	42.5	44.2	-
10:28	21.5	20.0	10:28	44.3	43.9	-
10:29	18.8	19.5	10:29	44.8	43.8	-
10:30	15.3	19.1	10:30	40.8	43.6	-
10:31	16.3	18.7	10:31	41.3	43.3	-
10:32	16.8	18.3	10:32	43.3	43.2	-
10:33	17.8	18.3	10:33	44.0	43.1	-
10:34	17.0	18.1	10:34	47.0	43.2	-
10:35	17.8	18.1	10:35	44.5	43.3	-
10:36	18.8	18.3	10:36	46.5	43.6	-
10:37	14.5	18.2	10:37	41.5	43.8	-
10:38	17.5	17.8	10:38	43.3	43.4	-
10:39	20.3	17.8	10:39	47.3	43.6	-
10:40	18.8	18.0	10:40	47.8	44.2	-
10:41	20.3	18.2	10:41	50.3	44.6	-
10:42	18.3	18.0	10:42	46.8	44.9	-
10:43	16.5	17.6	10:43	46.0	45.0	-
10:44	13.5	17.3	10:44	40.8	44.7	-
10:45	14.3	17.2	10:45	42.3	44.8	-
10:46	13.3	17.0	10:46	42.3	44.9	-
10:47	14.3	16.8	10:47	41.3	44.8	-
10:48	15.0	16.7	10:48	46.8	44.9	-
10:49	17.0	16.7	10:49	46.5	44.9	-
10:50	15.3	16.5	10:50	47.0	45.1	-

Grand Union Bowling Alley Site
BCP #360222
150 Westchester Avenue, Port Chester
December 12, 2024

PARTICULATE DATA						
Upwind			Downwind			Exceeds Particulate Alarm Limit
Time	Concentration (ug/m^3)	15-Min Avg Concentration (ug/m^3)	Time	Concentration (ug/m^3)	15-Min Avg Concentration (ug/m^3)	
10:51	21.0	16.6	10:51	48.5	45.2	-
10:52	16.0	16.7	10:52	48.8	45.7	-
10:53	20.3	16.9	10:53	48.0	46.0	-
10:54	22.0	17.0	10:54	47.3	46.0	-
10:55	14.0	16.7	10:55	46.8	45.9	-
10:56	13.3	16.3	10:56	43.5	45.5	-
10:57	27.5	16.9	10:57	47.8	45.6	-
10:58	17.5	16.9	10:58	48.3	45.7	-
10:59	13.5	16.9	10:59	45.8	46.0	-
11:00	14.0	16.9	11:00	44.3	46.2	-
11:01	14.3	17.0	11:01	45.8	46.4	-
11:02	13.3	16.9	11:02	46.0	46.7	-
11:03	12.8	16.8	11:03	45.8	46.7	-
11:04	14.5	16.6	11:04	45.3	46.6	-
11:05	15.5	16.6	11:05	48.5	46.7	-
11:06	15.8	16.3	11:06	48.3	46.7	-
11:07	14.0	16.1	11:07	46.0	46.5	-
11:08	15.5	15.8	11:08	46.8	46.4	-
11:09	12.3	15.2	11:09	46.8	46.4	-
11:10	14.3	15.2	11:10	48.0	46.4	-
11:11	16.0	15.4	11:11	46.3	46.6	-
11:12	14.5	14.5	11:12	45.8	46.5	-
11:13	12.3	14.2	11:13	53.3	46.8	-
11:14	15.0	14.3	11:14	48.8	47.0	-
11:15	14.0	14.3	11:15	46.0	47.1	-
11:16	19.0	14.6	11:16	49.8	47.4	-
11:17	16.3	14.8	11:17	49.3	47.6	-
11:18	14.3	14.9	11:18	47.8	47.8	-
11:19	13.5	14.8	11:19	49.5	48.0	-
11:20	15.5	14.8	11:20	50.0	48.1	-
11:21	17.5	14.9	11:21	50.0	48.3	-
11:22	18.0	15.2	11:22	53.3	48.7	-
11:23	20.0	15.5	11:23	54.8	49.3	-
11:24	13.8	15.6	11:24	45.5	49.2	-
11:25	15.5	15.7	11:25	49.5	49.3	-
11:26	12.8	15.5	11:26	46.8	49.3	-
11:27	12.8	15.3	11:27	47.5	49.4	-
11:28	14.5	15.5	11:28	55.0	49.6	-
11:29	20.8	15.9	11:29	52.3	49.8	-
11:30	18.3	16.2	11:30	54.0	50.3	-
11:31	19.0	16.2	11:31	58.0	50.9	-
11:32	18.3	16.3	11:32	53.0	51.1	-
11:33	16.8	16.5	11:33	53.5	51.5	-
11:34	16.5	16.7	11:34	51.3	51.6	-
11:35	10.5	16.3	11:35	47.3	51.4	-
11:36	11.0	15.9	11:36	44.8	51.1	-
11:37	12.0	15.5	11:37	45.5	50.6	-
11:38	13.3	15.0	11:38	49.0	50.2	-

Grand Union Bowling Alley Site
BCP #360222
150 Westchester Avenue, Port Chester
December 12, 2024

PARTICULATE DATA						
Upwind			Downwind			Exceeds Particulate Alarm Limit
Time	Concentration (ug/m^3)	15-Min Avg Concentration (ug/m^3)	Time	Concentration (ug/m^3)	15-Min Avg Concentration (ug/m^3)	
11:39	12.3	14.9	11:39	46.3	50.2	-
11:40	9.8	14.6	11:40	43.8	49.9	-
11:41	11.3	14.5	11:41	46.5	49.8	-
11:42	11.5	14.4	11:42	46.5	49.8	-
11:43	12.0	14.2	11:43	51.5	49.5	-
11:44	15.3	13.8	11:44	48.0	49.3	-
11:45	12.0	13.4	11:45	47.8	48.8	-
11:46	14.3	13.1	11:46	48.8	48.2	-
11:47	16.8	13.0	11:47	52.5	48.2	-
11:48	14.5	12.9	11:48	46.0	47.7	-
11:49	14.5	12.7	11:49	49.0	47.5	-
11:50	12.8	12.9	11:50	48.0	47.6	-
11:51	12.8	13.0	11:51	47.3	47.8	-
11:52	12.0	13.0	11:52	47.0	47.9	-
11:53	12.0	12.9	11:53	47.0	47.7	-
11:54	13.0	13.0	11:54	51.3	48.1	-
11:55	11.3	13.1	11:55	50.5	48.5	-
11:56	12.0	13.1	11:56	49.8	48.7	-
11:57	14.0	13.3	11:57	51.8	49.1	-
11:58	13.5	13.4	11:58	49.0	48.9	-
11:59	7.5	12.9	11:59	46.5	48.8	-
12:00	7.3	12.5	12:00	44.0	48.6	-
12:01	11.8	12.4	12:01	47.8	48.5	-
12:02	13.3	12.1	12:02	48.3	48.2	-
12:03	8.0	11.7	12:03	45.5	48.2	-
12:04	11.3	11.5	12:04	46.0	48.0	-
12:05	10.5	11.3	12:05	48.3	48.0	-
12:06	10.0	11.2	12:06	47.0	48.0	-
12:07	10.8	11.1	12:07	47.5	48.0	-
12:08	11.3	11.0	12:08	48.3	48.1	-
12:09	8.3	10.7	12:09	44.5	47.6	-
12:10	9.3	10.6	12:10	45.3	47.3	-
12:11	7.0	10.2	12:11	46.5	47.1	-
12:12	10.5	10.0	12:12	45.8	46.7	-
12:13	7.3	9.6	12:13	43.0	46.3	-
12:14	8.3	9.6	12:14	44.8	46.2	-
12:15	6.8	9.6	12:15	43.8	46.1	-
12:16	6.5	9.3	12:16	43.0	45.8	-
12:17	17.3	9.5	12:17	50.0	45.9	-
12:18	10.0	9.7	12:18	47.0	46.0	-
12:19	8.5	9.5	12:19	48.5	46.2	-
12:20	7.8	9.3	12:20	48.3	46.2	-
12:21	8.5	9.2	12:21	47.8	46.3	-
12:22	8.3	9.0	12:22	46.0	46.2	-
12:23	7.0	8.7	12:23	45.5	46.0	-
12:24	8.5	8.8	12:24	47.0	46.1	-
12:25	8.5	8.7	12:25	48.0	46.3	-
12:26	12.3	9.1	12:26	48.3	46.4	-

Grand Union Bowling Alley Site
BCP #360222
150 Westchester Avenue, Port Chester
December 12, 2024

PARTICULATE DATA						
Upwind			Downwind			Exceeds Particulate Alarm Limit
Time	Concentration (ug/m^3)	15-Min Avg Concentration (ug/m^3)	Time	Concentration (ug/m^3)	15-Min Avg Concentration (ug/m^3)	
12:27	11.8	9.1	12:27	57.8	47.2	-
12:28	8.8	9.2	12:28	51.0	47.8	-
12:29	9.5	9.3	12:29	47.0	47.9	-
12:30	14.8	9.9	12:30	47.3	48.2	-
12:31	8.3	10.0	12:31	47.8	48.5	-
12:32	7.3	9.3	12:32	45.5	48.2	-
12:33	7.5	9.1	12:33	45.8	48.1	-
12:34	7.8	9.1	12:34	50.8	48.2	-
12:35	7.5	9.1	12:35	46.3	48.1	-
12:36	7.0	9.0	12:36	44.5	47.9	-
12:37	7.3	8.9	12:37	50.5	48.2	-
12:38	12.8	9.3	12:38	50.8	48.5	-
12:39	8.0	9.3	12:39	48.8	48.7	-
12:40	9.5	9.3	12:40	53.0	49.0	-
12:41	8.0	9.0	12:41	48.3	49.0	-
12:42	6.8	8.7	12:42	50.0	48.5	-
12:43	6.5	8.6	12:43	45.5	48.1	-
12:44	6.8	8.4	12:44	44.8	48.0	-
12:45	5.8	7.8	12:45	52.5	48.3	-
12:46	6.8	7.7	12:46	44.8	48.1	-
12:47	8.5	7.8	12:47	46.3	48.2	-
12:48	12.3	8.1	12:48	54.3	48.7	-
12:49	12.0	8.4	12:49	46.8	48.5	-
12:50	8.5	8.4	12:50	49.0	48.6	-
12:51	8.5	8.5	12:51	48.8	48.9	-
12:52	8.5	8.6	12:52	46.5	48.7	-
12:53	6.8	8.2	12:53	46.3	48.4	-
12:54	6.3	8.1	12:54	44.5	48.1	-
12:55	5.8	7.8	12:55	45.0	47.5	-
12:56	5.5	7.7	12:56	43.0	47.2	-
12:57	5.5	7.6	12:57	43.8	46.8	-
12:58	5.3	7.5	12:58	44.5	46.7	-
12:59	5.8	7.4	12:59	45.0	46.7	-
13:00	7.3	7.5	13:00	44.3	46.2	-
13:01	5.0	7.4	13:01	42.5	46.0	-
13:02	5.5	7.2	13:02	44.8	45.9	-
13:03	5.5	6.8	13:03	43.8	45.2	-
13:04	5.3	6.3	13:04	45.0	45.1	-
13:05	5.5	6.1	13:05	42.8	44.7	-
13:06	5.5	5.9	13:06	43.3	44.3	-
13:07	5.3	5.7	13:07	43.5	44.1	-
13:08	5.8	5.6	13:08	45.3	44.1	-
13:09	6.3	5.6	13:09	44.5	44.1	-
13:10	8.5	5.8	13:10	44.5	44.0	-
13:11	7.3	5.9	13:11	46.5	44.3	-
13:12	7.3	6.1	13:12	48.3	44.6	-
13:13	6.8	6.2	13:13	45.5	44.6	-
13:14	5.8	6.2	13:14	43.8	44.5	-

Grand Union Bowling Alley Site
BCP #360222
150 Westchester Avenue, Port Chester
December 12, 2024

PARTICULATE DATA						
Upwind			Downwind			Exceeds Particulate Alarm Limit
Time	Concentration (ug/m^3)	15-Min Avg Concentration (ug/m^3)	Time	Concentration (ug/m^3)	15-Min Avg Concentration (ug/m^3)	
13:15	6.5	6.1	13:15	45.3	44.6	-
13:16	6.8	6.2	13:16	44.3	44.7	-
13:17	6.3	6.3	13:17	44.3	44.7	-
13:18	6.3	6.3	13:18	43.0	44.6	-
13:19	6.5	6.4	13:19	45.8	44.7	-
13:20	6.0	6.4	13:20	44.5	44.8	-
13:21	6.5	6.5	13:21	44.3	44.9	-
13:22	6.5	6.6	13:22	44.3	44.9	-
13:23	6.3	6.6	13:23	44.5	44.9	-
13:24	6.3	6.6	13:24	43.8	44.8	-
13:25	8.0	6.6	13:25	44.5	44.8	-
13:26	6.3	6.5	13:26	45.8	44.8	-
13:27	6.8	6.5	13:27	42.5	44.4	-
13:28	6.0	6.4	13:28	42.8	44.2	-
13:29	6.0	6.5	13:29	42.8	44.1	-
13:30	6.5	6.5	13:30	43.3	44.0	-
13:31	6.0	6.4	13:31	43.5	44.0	-
13:32	6.0	6.4	13:32	44.3	44.0	-
13:33	7.5	6.5	13:33	43.5	44.0	-
13:34	6.3	6.5	13:34	43.8	43.9	-
13:35	9.0	6.7	13:35	44.5	43.9	-
13:36	7.8	6.7	13:36	44.8	43.9	-
13:37	6.8	6.8	13:37	44.3	43.9	-
13:38	7.0	6.8	13:38	47.3	44.1	-
13:39	6.8	6.8	13:39	44.3	44.1	-
13:40	7.0	6.8	13:40	44.5	44.1	-
13:41	8.8	6.9	13:41	47.0	44.2	-
13:42	7.3	7.0	13:42	45.8	44.4	-
13:43	9.0	7.2	13:43	46.3	44.6	-
13:44	6.5	7.2	13:44	44.3	44.7	-
13:45	6.5	7.2	13:45	44.5	44.8	-
13:46	7.8	7.3	13:46	44.8	44.9	-
13:47	6.5	7.4	13:47	44.3	44.9	-
13:48	8.8	7.4	13:48	44.3	45.0	-
13:49	6.8	7.5	13:49	43.8	45.0	-
13:50	6.3	7.3	13:50	44.0	44.9	-
13:51	12.3	7.6	13:51	45.3	45.0	-
13:52	8.0	7.7	13:52	45.0	45.0	-
13:53	6.5	7.6	13:53	43.5	44.8	-
13:54	8.8	7.8	13:54	44.3	44.8	-
13:55	6.3	7.7	13:55	44.3	44.7	-
13:56	6.8	7.6	13:56	44.3	44.6	-
13:57	8.0	7.6	13:57	44.0	44.4	-
13:58	6.5	7.5	13:58	44.0	44.3	-
13:59	6.8	7.5	13:59	46.3	44.4	-
14:00	7.5	7.6	14:00	45.5	44.5	-
14:01	7.8	7.6	14:01	46.5	44.6	-
14:02	6.5	7.6	14:02	44.8	44.6	-

Grand Union Bowling Alley Site
BCP #360222
150 Westchester Avenue, Port Chester
December 12, 2024

PARTICULATE DATA						
Upwind			Downwind			Exceeds Particulate Alarm Limit
Time	Concentration (ug/m^3)	15-Min Avg Concentration (ug/m^3)	Time	Concentration (ug/m^3)	15-Min Avg Concentration (ug/m^3)	
14:03	6.5	7.4	14:03	45.3	44.7	-
14:04	9.3	7.6	14:04	45.5	44.8	-
14:05	7.5	7.7	14:05	44.0	44.8	-
14:06	7.0	7.3	14:06	45.8	44.9	-
14:07	7.8	7.3	14:07	45.3	44.9	-
14:08	12.8	7.7	14:08	50.0	45.3	-
14:09	9.0	7.7	14:09	47.5	45.5	-
14:10	6.8	7.8	14:10	43.8	45.5	-
14:11	8.8	7.9	14:11	46.0	45.6	-
14:12	7.0	7.8	14:12	43.8	45.6	-
14:13	6.5	7.8	14:13	43.3	45.5	-
14:14	6.3	7.8	14:14	43.0	45.3	-
14:15	6.0	7.7	14:15	43.3	45.2	-
14:16	7.8	7.7	14:16	43.8	45.0	-
14:17	6.8	7.7	14:17	44.5	45.0	-
14:18	7.5	7.8	14:18	44.8	44.9	-
14:19	16.3	8.2	14:19	65.8	46.3	-
14:20	8.0	8.3	14:20	48.3	46.6	-
14:21	12.5	8.6	14:21	45.0	46.5	-
14:22	8.0	8.7	14:22	49.3	46.8	-
14:23	7.8	8.3	14:23	46.8	46.6	-
14:24	9.8	8.4	14:24	47.3	46.6	-
14:25	7.5	8.4	14:25	49.5	46.9	-
14:26	8.3	8.4	14:26	59.5	47.8	-
14:27	9.5	8.6	14:27	49.3	48.2	-
14:28	7.0	8.6	14:28	48.3	48.5	-
14:29	8.8	8.8	14:29	48.3	48.9	-
14:30	10.0	9.0	14:30	48.8	49.3	-
14:31	7.8	9.0	14:31	46.0	49.4	-
14:32	7.0	9.0	14:32	43.8	49.4	-
14:33	8.5	9.1	14:33	50.3	49.7	-
14:34	12.5	8.9	14:34	48.3	48.6	-
14:35	7.8	8.8	14:35	43.5	48.2	-
14:36	8.0	8.5	14:36	43.3	48.1	-
14:37	7.0	8.5	14:37	43.8	47.8	-
14:38	7.0	8.4	14:38	43.3	47.5	-
14:39	8.0	8.3	14:39	43.8	47.3	-
14:40	7.0	8.3	14:40	44.3	46.9	-
14:41	9.8	8.4	14:41	56.5	46.7	-
14:42	8.0	8.3	14:42	46.0	46.5	-
14:43	8.8	8.4	14:43	45.0	46.3	-
14:44	25.5	9.5	14:44	49.3	46.4	-
14:45	7.3	9.3	14:45	44.0	46.1	-
14:46	13.8	9.7	14:46	50.0	46.3	-
14:47	8.5	9.8	14:47	44.5	46.4	-
14:48	19.3	10.5	14:48	61.5	47.1	-
14:49	8.3	10.3	14:49	44.3	46.9	-
14:50	8.5	10.3	14:50	44.5	46.9	-

Grand Union Bowling Alley Site
BCP #360222
150 Westchester Avenue, Port Chester
December 12, 2024

PARTICULATE DATA						
Upwind			Downwind			Exceeds Particulate Alarm Limit
Time	Concentration (ug/m^3)	15-Min Avg Concentration (ug/m^3)	Time	Concentration (ug/m^3)	15-Min Avg Concentration (ug/m^3)	
14:51	8.3	10.3	14:51	44.3	47.0	-
14:52	14.5	10.8	14:52	45.5	47.1	-
14:53	12.0	11.2	14:53	46.3	47.3	-
14:54	11.5	11.4	14:54	49.0	47.7	-
14:55	16.5	12.0	14:55	50.5	48.1	-
14:56	32.8	13.6	14:56	57.8	48.2	-
14:57	10.3	13.7	14:57	44.5	48.1	-
14:58	8.5	13.7	14:58	46.8	48.2	-
14:59	8.3	12.5	14:59	46.0	48.0	-
15:00	9.3	12.7	15:00	46.0	48.1	-
15:01	13.8	12.7	15:01	43.8	47.7	-
15:02	13.0	13.0	15:02	48.3	47.9	-
15:03	10.5	12.4	15:03	46.5	46.9	-
15:04	10.5	12.5	15:04	43.8	46.9	-
15:05	10.3	12.7	15:05	46.0	47.0	-
15:06	8.5	12.7	15:06	46.3	47.1	-
15:07	8.5	12.3	15:07	43.5	47.0	-
15:08	9.0	12.1	15:08	43.5	46.8	-
15:09	10.5	12.0	15:09	45.8	46.6	-
15:10	10.5	11.6	15:10	49.5	46.5	-
15:11	10.5	10.1	15:11	49.3	46.0	-
15:12	8.5	10.0	15:12	44.3	45.9	-
15:13	8.8	10.0	15:13	43.8	45.7	-
15:14	9.3	10.1	15:14	43.5	45.6	-
15:15	10.3	10.2	15:15	43.8	45.4	-
15:16	9.3	9.9	15:16	47.8	45.7	-
15:17	9.3	9.6	15:17	45.3	45.5	-
15:18	11.3	9.7	15:18	42.5	45.2	-
15:19	9.0	9.6	15:19	42.3	45.1	-
15:20	15.8	9.9	15:20	46.0	45.1	-
15:21	11.5	10.1	15:21	47.5	45.2	-
15:22	10.5	10.3	15:22	43.8	45.2	-
15:23	10.8	10.4	15:23	43.0	45.2	-
15:24	9.5	10.3	15:24	46.8	45.3	-
15:25	11.8	10.4	15:25	46.0	45.0	-
15:26	11.8	10.5	15:26	43.3	44.6	-
15:27	10.5	10.6	15:27	49.3	45.0	-
15:28	13.0	10.9	15:28	44.0	45.0	-
15:29	9.0	10.9	15:29	44.5	45.0	-
15:30	10.0	10.9	15:30	43.0	45.0	-
15:31	9.3	10.9	15:31	44.0	44.7	-
15:32	10.5	10.9	15:32	43.8	44.6	-
15:33	9.3	10.8	15:33	41.8	44.6	-

Grand Union Bowling Alley Site
BCP #360222
150 Westchester Avenue, Port Chester
December 12, 2024

Thursday, December 12, 2024						
					Number of Instances Where Downwind VOCs Exceeds Upwind VOCs + 5 =	0
					Number of Comparable Data Points =	404
					Start Time:	8:34
					End Time:	15:33
PID DATA						
Upwind			Downwind			
Time	Concentration (ppm)	15-Min Avg Concentration (ppm)	Time	Concentration (ppm)	15-Min Avg Concentration (ppm)	Exceeds VOC Alarm Limit
8:34	0.0	-	8:34	0.0	-	-
8:35	0.0	-	8:35	0.0	-	-
8:36	0.0	-	8:36	0.0	-	-
8:37	0.0	-	8:37	0.0	-	-
8:38	0.0	-	8:38	0.0	-	-
8:39	0.0	-	8:39	0.0	-	-
8:40	0.0	-	8:40	0.0	-	-
8:41	0.0	-	8:41	0.0	-	-
8:42	0.0	-	8:42	0.0	-	-
8:43	0.0	-	8:43	0.0	-	-
8:44	0.0	-	8:44	0.0	-	-
8:45	0.0	-	8:45	0.0	-	-
8:46	0.0	-	8:46	0.0	-	-
8:47	0.0	-	8:47	0.0	-	-
8:48	0.0	-	8:48	0.0	-	-
8:49	0.0	-	8:49	0.0	0.0	-
8:50	0.0	0.0	8:50	0.0	0.0	-
8:51	0.0	0.0	8:51	0.0	0.0	-
8:52	0.0	0.0	8:52	0.0	0.0	-
8:53	0.0	0.0	8:53	0.0	0.0	-
8:54	0.0	0.0	8:54	0.0	0.0	-
8:55	0.0	0.0	8:55	0.0	0.0	-
8:56	0.0	0.0	8:56	0.0	0.0	-
8:57	0.0	0.0	8:57	0.0	0.0	-
8:58	0.0	0.0	8:58	0.0	0.0	-
8:59	0.0	0.0	8:59	0.0	0.0	-
9:00	0.0	0.0	9:00	0.0	0.0	-
9:01	0.0	0.0	9:01	0.0	0.0	-
9:02	0.0	0.0	9:02	0.0	0.0	-
9:03	0.0	0.0	9:03	0.0	0.0	-
9:04	0.0	0.0	9:04	0.0	0.0	-
9:05	0.0	0.0	9:05	0.0	0.0	-
9:06	0.0	0.0	9:06	0.0	0.0	-
9:07	0.0	0.0	9:07	0.0	0.0	-
9:08	0.0	0.0	9:08	0.0	0.0	-
9:09	0.0	0.0	9:09	0.0	0.0	-
9:10	0.0	0.0	9:10	0.0	0.0	-
9:11	0.0	0.0	9:11	0.0	0.0	-
9:12	0.0	0.0	9:12	0.0	0.0	-
9:13	0.0	0.0	9:13	0.0	0.0	-
9:14	0.0	0.0	9:14	0.0	0.0	-
9:15	0.0	0.0	9:15	0.0	0.0	-

Grand Union Bowling Alley Site
BCP #360222
150 Westchester Avenue, Port Chester
December 12, 2024

PID DATA						
Upwind			Downwind			
Time	Concentration (ppm)	15-Min Avg Concentration (ppm)	Time	Concentration (ppm)	15-Min Avg Concentration (ppm)	Exceeds VOC Alarm Limit
9:16	0.0	0.0	9:16	0.0	0.0	-
9:17	0.0	0.0	9:17	0.0	0.0	-
9:18	0.0	0.0	9:18	0.0	0.0	-
9:19	0.0	0.0	9:19	0.0	0.0	-
9:20	0.0	0.0	9:20	0.0	0.0	-
9:21	0.0	0.0	9:21	0.0	0.0	-
9:22	0.0	0.0	9:22	0.0	0.0	-
9:23	0.0	0.0	9:23	0.0	0.0	-
9:24	0.0	0.0	9:24	0.0	0.0	-
9:25	0.0	0.0	9:25	0.0	0.0	-
9:26	0.0	0.0	9:26	0.0	0.0	-
9:27	0.0	0.0	9:27	0.0	0.0	-
9:28	0.0	0.0	9:28	0.0	0.0	-
9:29	0.0	0.0	9:29	0.0	0.0	-
9:30	0.0	0.0	9:30	0.0	0.0	-
9:31	0.0	0.0	9:31	0.0	0.0	-
9:32	0.0	0.0	9:32	0.0	0.0	-
9:33	0.0	0.0	9:33	0.0	0.0	-
9:34	0.0	0.0	9:34	0.0	0.0	-
9:35	0.0	0.0	9:35	0.0	0.0	-
9:36	0.0	0.0	9:36	0.0	0.0	-
9:37	0.0	0.0	9:37	0.0	0.0	-
9:38	0.0	0.0	9:38	0.0	0.0	-
9:39	0.0	0.0	9:39	0.0	0.0	-
9:40	0.0	0.0	9:40	0.0	0.0	-
9:41	0.0	0.0	9:41	0.0	0.0	-
9:42	0.0	0.0	9:42	0.0	0.0	-
9:43	0.0	0.0	9:43	0.0	0.0	-
9:44	0.0	0.0	9:44	0.0	0.0	-
9:45	0.0	0.0	9:45	0.0	0.0	-
9:46	0.0	0.0	9:46	0.0	0.0	-
9:47	0.0	0.0	9:47	0.0	0.0	-
9:48	0.0	0.0	9:48	0.0	0.0	-
9:49	0.0	0.0	9:49	0.0	0.0	-
9:50	0.0	0.0	9:50	0.0	0.0	-
9:51	0.0	0.0	9:51	0.0	0.0	-
9:52	0.0	0.0	9:52	0.0	0.0	-
9:53	0.0	0.0	9:53	0.0	0.0	-
9:54	0.0	0.0	9:54	0.0	0.0	-
9:55	0.0	0.0	9:55	0.0	0.0	-
9:56	0.0	0.0	9:56	0.0	0.0	-
9:57	0.0	0.0	9:57	0.0	0.0	-
9:58	0.0	0.0	9:58	0.0	0.0	-
9:59	0.0	0.0	9:59	0.0	0.0	-
10:00	0.0	0.0	10:00	0.0	0.0	-
10:01	0.0	0.0	10:01	0.0	0.0	-
10:02	0.0	0.0	10:02	0.0	0.0	-
10:03	0.0	0.0	10:03	0.0	0.0	-

Grand Union Bowling Alley Site
BCP #360222
150 Westchester Avenue, Port Chester
December 12, 2024

PID DATA						
Upwind			Downwind			
Time	Concentration (ppm)	15-Min Avg Concentration (ppm)	Time	Concentration (ppm)	15-Min Avg Concentration (ppm)	Exceeds VOC Alarm Limit
10:04	0.0	0.0	10:04	0.0	0.0	-
10:05	0.0	0.0	10:05	0.0	0.0	-
10:06	0.0	0.0	10:06	0.0	0.0	-
10:07	0.0	0.0	10:07	0.0	0.0	-
10:08	0.0	0.0	10:08	0.0	0.0	-
10:09	0.0	0.0	10:09	0.0	0.0	-
10:10	0.0	0.0	10:10	0.0	0.0	-
10:11	0.0	0.0	10:11	0.0	0.0	-
10:12	0.0	0.0	10:12	0.0	0.0	-
10:13	0.0	0.0	10:13	0.0	0.0	-
10:14	0.0	0.0	10:14	0.0	0.0	-
10:15	0.0	0.0	10:15	0.0	0.0	-
10:16	0.0	0.0	10:16	0.0	0.0	-
10:17	0.0	0.0	10:17	0.0	0.0	-
10:18	0.0	0.0	10:18	0.0	0.0	-
10:19	0.0	0.0	10:19	0.0	0.0	-
10:20	0.0	0.0	10:20	0.0	0.0	-
10:21	0.0	0.0	10:21	0.0	0.0	-
10:22	0.0	0.0	10:22	0.0	0.0	-
10:23	0.0	0.0	10:23	0.0	0.0	-
10:24	0.0	0.0	10:24	0.0	0.0	-
10:25	0.0	0.0	10:25	0.0	0.0	-
10:26	0.0	0.0	10:26	0.0	0.0	-
10:27	0.0	0.0	10:27	0.0	0.0	-
10:28	0.0	0.0	10:28	0.0	0.0	-
10:29	0.0	0.0	10:29	0.0	0.0	-
10:30	0.0	0.0	10:30	0.0	0.0	-
10:31	0.0	0.0	10:31	0.0	0.0	-
10:32	0.0	0.0	10:32	0.0	0.0	-
10:33	0.0	0.0	10:33	0.0	0.0	-
10:34	0.0	0.0	10:34	0.0	0.0	-
10:35	0.0	0.0	10:35	0.0	0.0	-
10:36	0.0	0.0	10:36	0.0	0.0	-
10:37	0.0	0.0	10:37	0.0	0.0	-
10:38	0.0	0.0	10:38	0.0	0.0	-
10:39	0.0	0.0	10:39	0.0	0.0	-
10:40	0.0	0.0	10:40	0.0	0.0	-
10:41	0.0	0.0	10:41	0.0	0.0	-
10:42	0.0	0.0	10:42	0.0	0.0	-
10:43	0.0	0.0	10:43	0.0	0.0	-
10:44	0.0	0.0	10:44	0.0	0.0	-
10:45	0.0	0.0	10:45	0.0	0.0	-
10:46	0.0	0.0	10:46	0.0	0.0	-
10:47	0.0	0.0	10:47	0.0	0.0	-
10:48	0.0	0.0	10:48	0.0	0.0	-
10:49	0.0	0.0	10:49	0.0	0.0	-
10:50	0.0	0.0	10:50	0.0	0.0	-
10:51	0.0	0.0	10:51	0.0	0.0	-

Grand Union Bowling Alley Site
BCP #360222
150 Westchester Avenue, Port Chester
December 12, 2024

PID DATA						
Upwind			Downwind			
Time	Concentration (ppm)	15-Min Avg Concentration (ppm)	Time	Concentration (ppm)	15-Min Avg Concentration (ppm)	Exceeds VOC Alarm Limit
10:52	0.0	0.0	10:52	0.0	0.0	-
10:53	0.0	0.0	10:53	0.0	0.0	-
10:54	0.0	0.0	10:54	0.0	0.0	-
10:55	0.0	0.0	10:55	0.0	0.0	-
10:56	0.0	0.0	10:56	0.0	0.0	-
10:57	0.0	0.0	10:57	0.0	0.0	-
10:58	0.0	0.0	10:58	0.0	0.0	-
10:59	0.0	0.0	10:59	0.0	0.0	-
11:00	0.0	0.0	11:00	0.0	0.0	-
11:01	0.0	0.0	11:01	0.0	0.0	-
11:02	0.0	0.0	11:02	0.0	0.0	-
11:03	0.0	0.0	11:03	0.0	0.0	-
11:04	0.0	0.0	11:04	0.0	0.0	-
11:05	0.0	0.0	11:05	0.0	0.0	-
11:06	0.0	0.0	11:06	0.0	0.0	-
11:07	0.0	0.0	11:07	0.0	0.0	-
11:08	0.0	0.0	11:08	0.0	0.0	-
11:09	0.0	0.0	11:09	0.0	0.0	-
11:10	0.0	0.0	11:10	0.0	0.0	-
11:11	0.0	0.0	11:11	0.0	0.0	-
11:12	0.0	0.0	11:12	0.0	0.0	-
11:13	0.0	0.0	11:13	0.0	0.0	-
11:14	0.0	0.0	11:14	0.0	0.0	-
11:15	0.0	0.0	11:15	0.0	0.0	-
11:16	0.0	0.0	11:16	0.0	0.0	-
11:17	0.0	0.0	11:17	0.0	0.0	-
11:18	0.0	0.0	11:18	0.0	0.0	-
11:19	0.0	0.0	11:19	0.0	0.0	-
11:20	0.0	0.0	11:20	0.0	0.0	-
11:21	0.0	0.0	11:21	0.0	0.0	-
11:22	0.0	0.0	11:22	0.0	0.0	-
11:23	0.0	0.0	11:23	0.0	0.0	-
11:24	0.0	0.0	11:24	0.0	0.0	-
11:25	0.0	0.0	11:25	0.0	0.0	-
11:26	0.0	0.0	11:26	0.0	0.0	-
11:27	0.0	0.0	11:27	0.0	0.0	-
11:28	0.0	0.0	11:28	0.0	0.0	-
11:29	0.0	0.0	11:29	0.0	0.0	-
11:30	0.0	0.0	11:30	0.0	0.0	-
11:31	0.0	0.0	11:31	0.0	0.0	-
11:32	0.0	0.0	11:32	0.0	0.0	-
11:33	0.0	0.0	11:33	0.0	0.0	-
11:34	0.0	0.0	11:34	0.0	0.0	-
11:35	0.0	0.0	11:35	0.0	0.0	-
11:36	0.0	0.0	11:36	0.0	0.0	-
11:37	0.0	0.0	11:37	0.0	0.0	-
11:38	0.0	0.0	11:38	0.0	0.0	-
11:39	0.0	0.0	11:39	0.0	0.0	-

Grand Union Bowling Alley Site
BCP #360222
150 Westchester Avenue, Port Chester
December 12, 2024

PID DATA						
Upwind			Downwind			
Time	Concentration (ppm)	15-Min Avg Concentration (ppm)	Time	Concentration (ppm)	15-Min Avg Concentration (ppm)	Exceeds VOC Alarm Limit
11:40	0.0	0.0	11:40	0.0	0.0	-
11:41	0.0	0.0	11:41	0.0	0.0	-
11:42	0.0	0.0	11:42	0.0	0.0	-
11:43	0.0	0.0	11:43	0.0	0.0	-
11:44	0.0	0.0	11:44	0.0	0.0	-
11:45	0.0	0.0	11:45	0.0	0.0	-
11:46	0.0	0.0	11:46	0.0	0.0	-
11:47	0.0	0.0	11:47	0.0	0.0	-
11:48	0.0	0.0	11:48	0.0	0.0	-
11:49	0.0	0.0	11:49	0.0	0.0	-
11:50	0.0	0.0	11:50	0.0	0.0	-
11:51	0.0	0.0	11:51	0.0	0.0	-
11:52	0.0	0.0	11:52	0.0	0.0	-
11:53	0.0	0.0	11:53	0.0	0.0	-
11:54	0.0	0.0	11:54	0.0	0.0	-
11:55	0.0	0.0	11:55	0.0	0.0	-
11:56	0.0	0.0	11:56	0.0	0.0	-
11:57	0.0	0.0	11:57	0.0	0.0	-
11:58	0.0	0.0	11:58	0.0	0.0	-
11:59	0.0	0.0	11:59	0.0	0.0	-
12:00	0.0	0.0	12:00	0.0	0.0	-
12:01	0.0	0.0	12:01	0.0	0.0	-
12:02	0.0	0.0	12:02	0.0	0.0	-
12:03	0.0	0.0	12:03	0.0	0.0	-
12:04	0.0	0.0	12:04	0.0	0.0	-
12:05	0.0	0.0	12:05	0.0	0.0	-
12:06	0.0	0.0	12:06	0.0	0.0	-
12:07	0.0	0.0	12:07	0.0	0.0	-
12:08	0.0	0.0	12:08	0.0	0.0	-
12:09	0.0	0.0	12:09	0.0	0.0	-
12:10	0.0	0.0	12:10	0.0	0.0	-
12:11	0.0	0.0	12:11	0.0	0.0	-
12:12	0.0	0.0	12:12	0.0	0.0	-
12:13	0.0	0.0	12:13	0.0	0.0	-
12:14	0.0	0.0	12:14	0.0	0.0	-
12:15	0.0	0.0	12:15	0.0	0.0	-
12:16	0.0	0.0	12:16	0.0	0.0	-
12:17	0.0	0.0	12:17	0.0	0.0	-
12:18	0.0	0.0	12:18	0.0	0.0	-
12:19	0.0	0.0	12:19	0.0	0.0	-
12:20	0.0	0.0	12:20	0.0	0.0	-
12:21	0.0	0.0	12:21	0.0	0.0	-
12:22	0.0	0.0	12:22	0.0	0.0	-
12:23	0.0	0.0	12:23	0.0	0.0	-
12:24	0.0	0.0	12:24	0.0	0.0	-
12:25	0.0	0.0	12:25	0.0	0.0	-
12:26	0.0	0.0	12:26	0.0	0.0	-
12:27	0.0	0.0	12:27	0.0	0.0	-

Grand Union Bowling Alley Site
BCP #360222
150 Westchester Avenue, Port Chester
December 12, 2024

PID DATA						
Upwind			Downwind			
Time	Concentration (ppm)	15-Min Avg Concentration (ppm)	Time	Concentration (ppm)	15-Min Avg Concentration (ppm)	Exceeds VOC Alarm Limit
12:28	0.0	0.0	12:28	0.0	0.0	-
12:29	0.0	0.0	12:29	0.0	0.0	-
12:30	0.0	0.0	12:30	0.0	0.0	-
12:31	0.0	0.0	12:31	0.0	0.0	-
12:32	0.0	0.0	12:32	0.0	0.0	-
12:33	0.0	0.0	12:33	0.0	0.0	-
12:34	0.0	0.0	12:34	0.0	0.0	-
12:35	0.0	0.0	12:35	0.0	0.0	-
12:36	0.0	0.0	12:36	0.0	0.0	-
12:37	0.0	0.0	12:37	0.0	0.0	-
12:38	0.0	0.0	12:38	0.0	0.0	-
12:39	0.0	0.0	12:39	0.0	0.0	-
12:40	0.0	0.0	12:40	0.0	0.0	-
12:41	0.0	0.0	12:41	0.0	0.0	-
12:42	0.0	0.0	12:42	0.0	0.0	-
12:43	0.0	0.0	12:43	0.0	0.0	-
12:44	0.0	0.0	12:44	0.0	0.0	-
12:45	0.0	0.0	12:45	0.0	0.0	-
12:46	0.0	0.0	12:46	0.0	0.0	-
12:47	0.0	0.0	12:47	0.0	0.0	-
12:48	0.0	0.0	12:48	0.0	0.0	-
12:49	0.0	0.0	12:49	0.0	0.0	-
12:50	0.0	0.0	12:50	0.0	0.0	-
12:51	0.0	0.0	12:51	0.0	0.0	-
12:52	0.0	0.0	12:52	0.0	0.0	-
12:53	0.0	0.0	12:53	0.0	0.0	-
12:54	0.0	0.0	12:54	0.0	0.0	-
12:55	0.0	0.0	12:55	0.0	0.0	-
12:56	0.0	0.0	12:56	0.0	0.0	-
12:57	0.0	0.0	12:57	0.0	0.0	-
12:58	0.0	0.0	12:58	0.0	0.0	-
12:59	0.0	0.0	12:59	0.0	0.0	-
13:00	0.0	0.0	13:00	0.0	0.0	-
13:01	0.0	0.0	13:01	0.0	0.0	-
13:02	0.0	0.0	13:02	0.0	0.0	-
13:03	0.0	0.0	13:03	0.0	0.0	-
13:04	0.0	0.0	13:04	0.0	0.0	-
13:05	0.0	0.0	13:05	0.0	0.0	-
13:06	0.0	0.0	13:06	0.0	0.0	-
13:07	0.0	0.0	13:07	0.0	0.0	-
13:08	0.0	0.0	13:08	0.0	0.0	-
13:09	0.0	0.0	13:09	0.0	0.0	-
13:10	0.0	0.0	13:10	0.0	0.0	-
13:11	0.0	0.0	13:11	0.0	0.0	-
13:12	0.0	0.0	13:12	0.0	0.0	-
13:13	0.0	0.0	13:13	0.0	0.0	-
13:14	0.0	0.0	13:14	0.0	0.0	-
13:15	0.0	0.0	13:15	0.0	0.0	-

Grand Union Bowling Alley Site
BCP #360222
150 Westchester Avenue, Port Chester
December 12, 2024

PID DATA						
Upwind			Downwind			
Time	Concentration (ppm)	15-Min Avg Concentration (ppm)	Time	Concentration (ppm)	15-Min Avg Concentration (ppm)	Exceeds VOC Alarm Limit
13:16	0.0	0.0	13:16	0.0	0.0	-
13:17	0.0	0.0	13:17	0.0	0.0	-
13:18	0.0	0.0	13:18	0.0	0.0	-
13:19	0.0	0.0	13:19	0.0	0.0	-
13:20	0.0	0.0	13:20	0.0	0.0	-
13:21	0.0	0.0	13:21	0.0	0.0	-
13:22	0.0	0.0	13:22	0.0	0.0	-
13:23	0.0	0.0	13:23	0.0	0.0	-
13:24	0.0	0.0	13:24	0.0	0.0	-
13:25	0.0	0.0	13:25	0.0	0.0	-
13:26	0.0	0.0	13:26	0.0	0.0	-
13:27	0.0	0.0	13:27	0.0	0.0	-
13:28	0.0	0.0	13:28	0.0	0.0	-
13:29	0.0	0.0	13:29	0.0	0.0	-
13:30	0.0	0.0	13:30	0.0	0.0	-
13:31	0.0	0.0	13:31	0.0	0.0	-
13:32	0.0	0.0	13:32	0.0	0.0	-
13:33	0.0	0.0	13:33	0.0	0.0	-
13:34	0.0	0.0	13:34	0.0	0.0	-
13:35	0.0	0.0	13:35	0.0	0.0	-
13:36	0.0	0.0	13:36	0.0	0.0	-
13:37	0.0	0.0	13:37	0.0	0.0	-
13:38	0.0	0.0	13:38	0.0	0.0	-
13:39	0.0	0.0	13:39	0.0	0.0	-
13:40	0.0	0.0	13:40	0.0	0.0	-
13:41	0.0	0.0	13:41	0.0	0.0	-
13:42	0.0	0.0	13:42	0.0	0.0	-
13:43	0.0	0.0	13:43	0.0	0.0	-
13:44	0.0	0.0	13:44	0.0	0.0	-
13:45	0.0	0.0	13:45	0.0	0.0	-
13:46	0.0	0.0	13:46	0.0	0.0	-
13:47	0.0	0.0	13:47	0.0	0.0	-
13:48	0.0	0.0	13:48	0.0	0.0	-
13:49	0.0	0.0	13:49	0.0	0.0	-
13:50	0.0	0.0	13:50	0.0	0.0	-
13:51	0.0	0.0	13:51	0.0	0.0	-
13:52	0.0	0.0	13:52	0.0	0.0	-
13:53	0.0	0.0	13:53	0.0	0.0	-
13:54	0.0	0.0	13:54	0.0	0.0	-
13:55	0.0	0.0	13:55	0.0	0.0	-
13:56	0.0	0.0	13:56	0.0	0.0	-
13:57	0.0	0.0	13:57	0.0	0.0	-
13:58	0.0	0.0	13:58	0.0	0.0	-
13:59	0.0	0.0	13:59	0.0	0.0	-
14:00	0.0	0.0	14:00	0.0	0.0	-
14:01	0.0	0.0	14:01	0.0	0.0	-
14:02	0.0	0.0	14:02	0.0	0.0	-
14:03	0.0	0.0	14:03	0.0	0.0	-

Grand Union Bowling Alley Site
BCP #360222
150 Westchester Avenue, Port Chester
December 12, 2024

PID DATA						
Upwind			Downwind			
Time	Concentration (ppm)	15-Min Avg Concentration (ppm)	Time	Concentration (ppm)	15-Min Avg Concentration (ppm)	Exceeds VOC Alarm Limit
14:04	0.0	0.0	14:04	0.0	0.0	-
14:05	0.0	0.0	14:05	0.0	0.0	-
14:06	0.0	0.0	14:06	0.0	0.0	-
14:07	0.0	0.0	14:07	0.0	0.0	-
14:08	0.0	0.0	14:08	0.0	0.0	-
14:09	0.0	0.0	14:09	0.0	0.0	-
14:10	0.0	0.0	14:10	0.0	0.0	-
14:11	0.0	0.0	14:11	0.0	0.0	-
14:12	0.0	0.0	14:12	0.0	0.0	-
14:13	0.0	0.0	14:13	0.0	0.0	-
14:14	0.0	0.0	14:14	0.0	0.0	-
14:15	0.0	0.0	14:15	0.0	0.0	-
14:16	0.0	0.0	14:16	0.0	0.0	-
14:17	0.0	0.0	14:17	0.0	0.0	-
14:18	0.0	0.0	14:18	0.0	0.0	-
14:19	0.0	0.0	14:19	0.0	0.0	-
14:20	0.0	0.0	14:20	0.0	0.0	-
14:21	0.0	0.0	14:21	0.0	0.0	-
14:22	0.0	0.0	14:22	0.0	0.0	-
14:23	0.0	0.0	14:23	0.0	0.0	-
14:24	0.0	0.0	14:24	0.0	0.0	-
14:25	0.0	0.0	14:25	0.0	0.0	-
14:26	0.0	0.0	14:26	0.0	0.0	-
14:27	0.0	0.0	14:27	0.0	0.0	-
14:28	0.0	0.0	14:28	0.0	0.0	-
14:29	0.0	0.0	14:29	0.0	0.0	-
14:30	0.0	0.0	14:30	0.0	0.0	-
14:31	0.0	0.0	14:31	0.0	0.0	-
14:32	0.0	0.0	14:32	0.0	0.0	-
14:33	0.0	0.0	14:33	0.0	0.0	-
14:34	0.0	0.0	14:34	0.0	0.0	-
14:35	0.0	0.0	14:35	0.0	0.0	-
14:36	0.0	0.0	14:36	0.0	0.0	-
14:37	0.0	0.0	14:37	0.0	0.0	-
14:38	0.0	0.0	14:38	0.0	0.0	-
14:39	0.0	0.0	14:39	0.0	0.0	-
14:40	0.0	0.0	14:40	0.0	0.0	-
14:41	0.0	0.0	14:41	0.0	0.0	-
14:42	0.0	0.0	14:42	0.0	0.0	-
14:43	0.0	0.0	14:43	0.0	0.0	-
14:44	0.0	0.0	14:44	0.0	0.0	-
14:45	0.0	0.0	14:45	0.0	0.0	-
14:46	0.0	0.0	14:46	0.0	0.0	-
14:47	0.0	0.0	14:47	0.0	0.0	-
14:48	0.0	0.0	14:48	0.0	0.0	-
14:49	0.0	0.0	14:49	0.0	0.0	-
14:50	0.0	0.0	14:50	0.0	0.0	-
14:51	0.0	0.0	14:51	0.0	0.0	-

Grand Union Bowling Alley Site
BCP #360222
150 Westchester Avenue, Port Chester
December 12, 2024

PID DATA						
Upwind			Downwind			
Time	Concentration (ppm)	15-Min Avg Concentration (ppm)	Time	Concentration (ppm)	15-Min Avg Concentration (ppm)	Exceeds VOC Alarm Limit
14:52	0.0	0.0	14:52	0.0	0.0	-
14:53	0.0	0.0	14:53	0.0	0.0	-
14:54	0.0	0.0	14:54	0.0	0.0	-
14:55	0.0	0.0	14:55	0.0	0.0	-
14:56	0.0	0.0	14:56	0.0	0.0	-
14:57	0.0	0.0	14:57	0.0	0.0	-
14:58	0.0	0.0	14:58	0.0	0.0	-
14:59	0.0	0.0	14:59	0.0	0.0	-
15:00	0.0	0.0	15:00	0.0	0.0	-
15:01	0.0	0.0	15:01	0.0	0.0	-
15:02	0.0	0.0	15:02	0.0	0.0	-
15:03	0.0	0.0	15:03	0.0	0.0	-
15:04	0.0	0.0	15:04	0.0	0.0	-
15:05	0.0	0.0	15:05	0.0	0.0	-
15:06	0.0	0.0	15:06	0.0	0.0	-
15:07	0.0	0.0	15:07	0.0	0.0	-
15:08	0.0	0.0	15:08	0.0	0.0	-
15:09	0.0	0.0	15:09	0.0	0.0	-
15:10	0.0	0.0	15:10	0.0	0.0	-
15:11	0.0	0.0	15:11	0.0	0.0	-
15:12	0.0	0.0	15:12	0.0	0.0	-
15:13	0.0	0.0	15:13	0.0	0.0	-
15:14	0.0	0.0	15:14	0.0	0.0	-
15:15	0.0	0.0	15:15	0.0	0.0	-
15:16	0.0	0.0	15:16	0.0	0.0	-
15:17	0.0	0.0	15:17	0.0	0.0	-
15:18	0.0	0.0	15:18	0.0	0.0	-
15:19	0.0	0.0	15:19	0.0	0.0	-
15:20	0.0	0.0	15:20	0.0	0.0	-
15:21	0.0	0.0	15:21	0.0	0.0	-
15:22	0.0	0.0	15:22	0.0	0.0	-
15:23	0.0	0.0	15:23	0.0	0.0	-
15:24	0.0	0.0	15:24	0.0	0.0	-
15:25	0.0	0.0	15:25	0.0	0.0	-
15:26	0.0	0.0	15:26	0.0	0.0	-
15:27	0.0	0.0	15:27	0.0	0.0	-
15:28	0.0	0.0	15:28	0.0	0.0	-
15:29	0.0	0.0	15:29	0.0	0.0	-
15:30	0.0	0.0	15:30	0.0	0.0	-
15:31	0.0	0.0	15:31	0.0	0.0	-
15:32	0.0	0.0	15:32	0.0	0.0	-
15:33	-	0.0	15:33	0.0	0.0	

SESI CONSULTING ENGINEERS

959 US-46 Floor 3, Suite 300 - Parsippany-Troy Hills, NJ

DAILY AIR MONITORING REPORT
150 Westchester Avenue
Port Chester, New York

12/13/2024

Rev. No. 0	Page 1 of 2
Project Number: 11895A	
Dust Action Level	150 µg/m^3
VOC Action Level	5 ppm

Weather Data Range for Work Day		Wind Direction	NW	Relative Humidity (%)	39.0 - 50.0	Daily Rain Total (in)	0.00	Readings in the summary table and graphs below are the reported downwind concentrations.
Temperature (°F)	27.0 - 31.0	Wind Speed (MPH)	4.0 - 8.3	Barometer (inHg)	30.50 - 30.60	Avg. Dew Point Temp (°F)	10.9	

Station Location	Daily Avg. Dust Concentration (µg/m^3)	Max 15-Min Dust Concentration (µg/m^3)	Time of Max Dust Reading	Daily Avg. VOC Concentration (ppm)	Max 15-Min VOC Concentration (ppm)	Time of Max VOC Reading
Upwind	11.3	30.3	12:28	0.0	0.0	8:16
Downwind	39.2	47.0	13:57	0.0	0.0	8:17

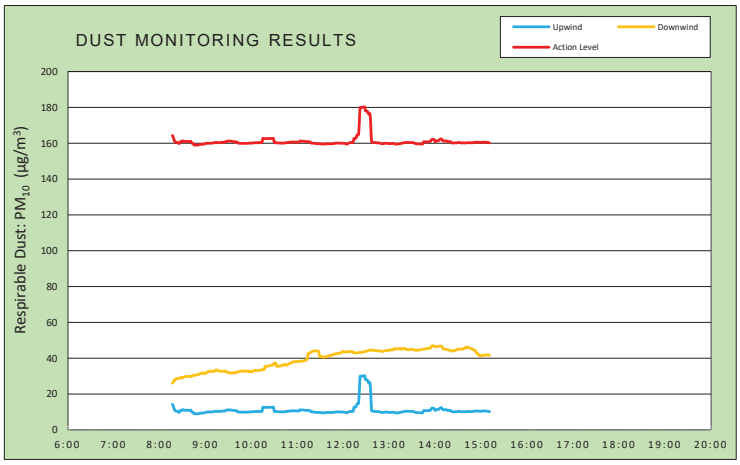

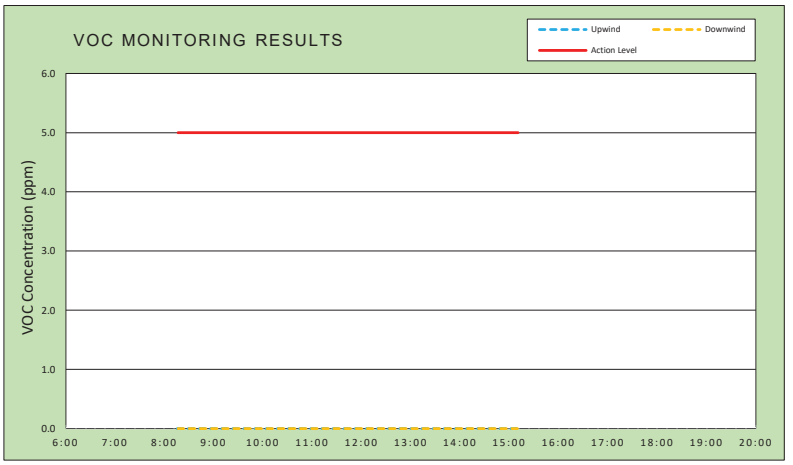

Air Monitoring Notes:

Weather Notes:

EMILCOTT
A Triumvirate Environmental Company

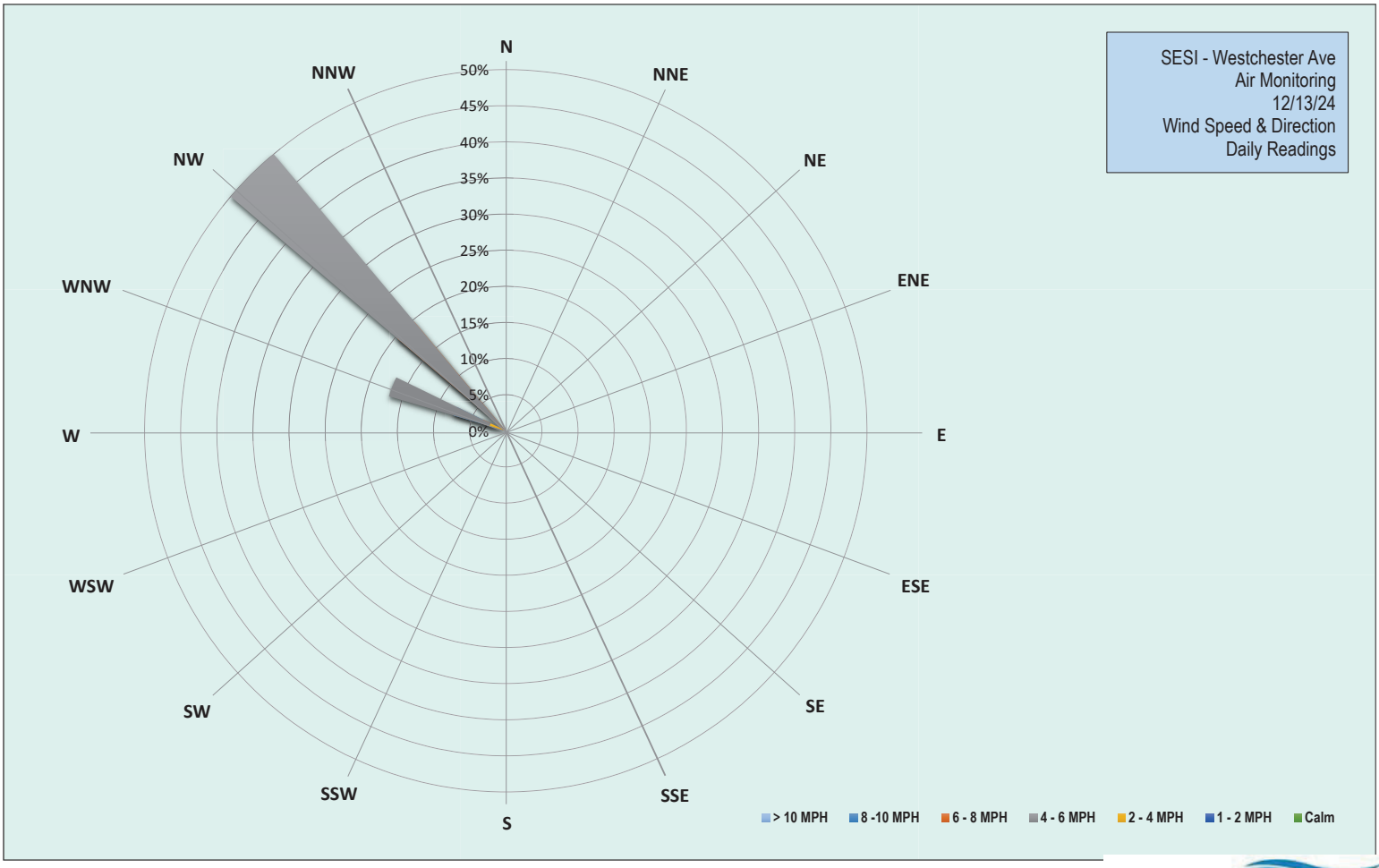

EMILCOTT
A Triumvirate Environmental Company

Grand Union Bowling Alley Site
BCP #360222
150 Westchester Avenue, Port Chester
December 13, 2024

Friday, December 13, 2024						
Number of Instances Where Downwind Particulates Exceeds Upwind Particulate + 150 =						0
Number of Comparable Data Points =						415
Start Time:						8:02
End Time:						15:11
PARTICULATE DATA						
Upwind			Downwind			Exceeds Particulate Alarm Limit
Time	Concentration (ug/m^3)	15-Min Avg Concentration (ug/m^3)	Time	Concentration (ug/m^3)	15-Min Avg Concentration (ug/m^3)	
8:02	23.0	-	8:02	9.0	-	-
8:03	25.3	-	8:03	20.0	-	-
8:04	28.3	-	8:04	21.5	-	-
8:05	27.0	-	8:05	13.3	-	-
8:06	10.8	-	8:06	29.0	-	-
8:07	11.8	-	8:07	23.5	-	-
8:08	11.8	-	8:08	26.0	-	-
8:09	11.0	-	8:09	33.3	-	-
8:10	13.3	-	8:10	27.8	-	-
8:11	9.8	-	8:11	28.3	-	-
8:12	8.8	-	8:12	27.3	-	-
8:13	8.8	-	8:13	25.0	-	-
8:14	11.8	-	8:14	36.5	-	-
8:15	12.8	-	8:15	27.5	-	-
8:16	10.8	-	8:16	26.5	-	-
8:17	13.5	14.3	8:17	26.3	26.1	-
8:18	9.5	13.3	8:18	30.3	26.8	-
8:19	10.5	12.1	8:19	27.5	27.2	-
8:20	8.3	10.9	8:20	28.0	28.2	-
8:21	8.3	10.7	8:21	28.3	28.1	-
8:22	9.8	10.6	8:22	30.8	28.6	-
8:23	9.3	10.4	8:23	29.8	28.9	-
8:24	9.0	10.3	8:24	30.0	28.6	-
8:25	8.3	9.9	8:25	28.8	28.7	-
8:26	9.0	9.9	8:26	31.5	28.9	-
8:27	22.0	10.8	8:27	29.0	29.0	-
8:28	10.3	10.9	8:28	29.0	29.3	-
8:29	11.5	10.8	8:29	30.8	28.9	-
8:30	20.5	11.4	8:30	30.5	29.1	-
8:31	9.0	11.2	8:31	29.5	29.3	-
8:32	9.3	11.0	8:32	30.8	29.6	-
8:33	10.8	11.0	8:33	30.5	29.6	-
8:34	9.5	11.0	8:34	30.0	29.8	-
8:35	8.8	11.0	8:35	29.0	29.9	-
8:36	9.3	11.1	8:36	29.5	30.0	-
8:37	8.8	11.0	8:37	30.3	29.9	-
8:38	9.0	11.0	8:38	29.5	29.9	-
8:39	8.5	11.0	8:39	29.5	29.9	-
8:40	9.5	11.0	8:40	30.3	30.0	-
8:41	9.0	11.0	8:41	29.8	29.9	-
8:42	8.5	10.1	8:42	29.5	29.9	-

Grand Union Bowling Alley Site
BCP #360222
150 Westchester Avenue, Port Chester
December 13, 2024

PARTICULATE DATA						
Upwind			Downwind			Exceeds Particulate Alarm Limit
Time	Concentration (ug/m^3)	15-Min Avg Concentration (ug/m^3)	Time	Concentration (ug/m^3)	15-Min Avg Concentration (ug/m^3)	
8:43	8.5	10.0	8:43	37.5	30.5	-
8:44	8.0	9.8	8:44	30.0	30.4	-
8:45	9.0	9.0	8:45	31.0	30.4	-
8:46	9.3	9.0	8:46	31.3	30.6	-
8:47	9.5	9.1	8:47	30.5	30.5	-
8:48	9.5	9.0	8:48	32.0	30.6	-
8:49	9.8	9.0	8:49	32.0	30.8	-
8:50	10.8	9.1	8:50	31.0	30.9	-
8:51	9.5	9.1	8:51	31.8	31.1	-
8:52	9.8	9.2	8:52	31.0	31.1	-
8:53	10.5	9.3	8:53	34.8	31.5	-
8:54	10.0	9.4	8:54	31.3	31.6	-
8:55	9.5	9.4	8:55	31.3	31.6	-
8:56	9.5	9.4	8:56	31.0	31.7	-
8:57	9.0	9.5	8:57	31.3	31.8	-
8:58	9.8	9.6	8:58	31.5	31.4	-
8:59	9.5	9.7	8:59	31.5	31.5	-
9:00	10.0	9.7	9:00	32.3	31.6	-
9:01	13.3	10.0	9:01	33.3	31.8	-
9:02	9.8	10.0	9:02	38.0	32.3	-
9:03	9.3	10.0	9:03	34.0	32.4	-
9:04	10.0	10.0	9:04	33.3	32.5	-
9:05	10.8	10.0	9:05	32.8	32.6	-
9:06	10.0	10.0	9:06	33.3	32.7	-
9:07	10.8	10.1	9:07	33.0	32.8	-
9:08	9.5	10.0	9:08	32.0	32.6	-
9:09	10.8	10.1	9:09	31.3	32.6	-
9:10	10.5	10.2	9:10	31.3	32.6	-
9:11	10.0	10.2	9:11	33.5	32.8	-
9:12	12.0	10.4	9:12	31.5	32.8	-
9:13	10.3	10.4	9:13	38.8	33.3	-
9:14	10.0	10.5	9:14	33.3	33.4	-
9:15	10.3	10.5	9:15	31.8	33.4	-
9:16	10.5	10.3	9:16	33.0	33.4	-
9:17	9.5	10.3	9:17	31.3	32.9	-
9:18	10.3	10.3	9:18	32.5	32.8	-
9:19	10.3	10.4	9:19	32.3	32.8	-
9:20	12.5	10.5	9:20	33.8	32.8	-
9:21	10.5	10.5	9:21	32.0	32.7	-
9:22	11.0	10.5	9:22	33.5	32.8	-
9:23	9.8	10.5	9:23	32.3	32.8	-
9:24	11.0	10.6	9:24	31.3	32.8	-
9:25	10.8	10.6	9:25	32.0	32.8	-
9:26	10.8	10.6	9:26	30.8	32.7	-
9:27	18.8	11.1	9:27	32.0	32.7	-
9:28	10.0	11.1	9:28	31.3	32.2	-
9:29	10.8	11.1	9:29	31.8	32.1	-
9:30	12.0	11.2	9:30	31.3	32.1	-

Grand Union Bowling Alley Site
BCP #360222
150 Westchester Avenue, Port Chester
December 13, 2024

PARTICULATE DATA						
Upwind			Downwind			Exceeds Particulate Alarm Limit
Time	Concentration (ug/m^3)	15-Min Avg Concentration (ug/m^3)	Time	Concentration (ug/m^3)	15-Min Avg Concentration (ug/m^3)	
9:31	10.0	11.2	9:31	31.0	31.9	-
9:32	9.5	11.2	9:32	30.5	31.9	-
9:33	9.8	11.2	9:33	32.0	31.8	-
9:34	10.3	11.2	9:34	32.8	31.9	-
9:35	9.5	11.0	9:35	34.3	31.9	-
9:36	10.3	10.9	9:36	32.0	31.9	-
9:37	10.8	10.9	9:37	33.8	31.9	-
9:38	9.0	10.9	9:38	31.3	31.9	-
9:39	9.5	10.8	9:39	32.3	31.9	-
9:40	10.5	10.8	9:40	31.8	31.9	-
9:41	9.8	10.7	9:41	37.0	32.3	-
9:42	10.3	10.1	9:42	31.3	32.3	-
9:43	9.8	10.1	9:43	36.0	32.6	-
9:44	10.0	10.1	9:44	31.3	32.6	-
9:45	10.3	9.9	9:45	33.0	32.7	-
9:46	10.0	9.9	9:46	32.5	32.8	-
9:47	9.5	9.9	9:47	33.3	33.0	-
9:48	10.5	10.0	9:48	31.5	32.9	-
9:49	9.5	9.9	9:49	31.0	32.8	-
9:50	9.5	9.9	9:50	31.5	32.6	-
9:51	10.8	10.0	9:51	36.8	32.9	-
9:52	9.5	9.9	9:52	31.8	32.8	-
9:53	9.3	9.9	9:53	32.3	32.9	-
9:54	9.8	9.9	9:54	32.3	32.9	-
9:55	11.5	10.0	9:55	33.3	33.0	-
9:56	11.3	10.1	9:56	32.0	32.6	-
9:57	9.8	10.1	9:57	33.3	32.8	-
9:58	9.5	10.0	9:58	32.0	32.5	-
9:59	10.3	10.1	9:59	32.8	32.6	-
10:00	10.0	10.0	10:00	31.5	32.5	-
10:01	11.8	10.2	10:01	34.3	32.6	-
10:02	10.0	10.2	10:02	34.3	32.7	-
10:03	10.8	10.2	10:03	33.5	32.8	-
10:04	10.8	10.3	10:04	36.8	33.2	-
10:05	9.8	10.3	10:05	32.8	33.3	-
10:06	10.0	10.3	10:06	33.5	33.1	-
10:07	9.8	10.3	10:07	33.3	33.2	-
10:08	10.3	10.3	10:08	33.5	33.3	-
10:09	11.0	10.4	10:09	32.8	33.3	-
10:10	10.3	10.3	10:10	33.0	33.3	-
10:11	10.0	10.3	10:11	33.0	33.3	-
10:12	10.0	10.3	10:12	33.5	33.4	-
10:13	11.5	10.4	10:13	33.3	33.4	-
10:14	10.0	10.4	10:14	33.8	33.5	-
10:15	44.8	12.7	10:15	34.8	33.7	-
10:16	10.0	12.6	10:16	35.3	33.8	-
10:17	10.3	12.6	10:17	33.8	33.8	-
10:18	10.0	12.6	10:18	60.0	35.5	-

Grand Union Bowling Alley Site
BCP #360222
150 Westchester Avenue, Port Chester
December 13, 2024

PARTICULATE DATA						
Upwind			Downwind			Exceeds Particulate Alarm Limit
Time	Concentration (ug/m^3)	15-Min Avg Concentration (ug/m^3)	Time	Concentration (ug/m^3)	15-Min Avg Concentration (ug/m^3)	
10:19	11.0	12.6	10:19	35.5	35.4	-
10:20	10.5	12.6	10:20	34.0	35.5	-
10:21	10.3	12.6	10:21	34.8	35.6	-
10:22	9.8	12.6	10:22	34.0	35.7	-
10:23	10.8	12.7	10:23	34.8	35.7	-
10:24	9.8	12.6	10:24	34.3	35.8	-
10:25	10.5	12.6	10:25	35.5	36.0	-
10:26	11.3	12.7	10:26	34.8	36.1	-
10:27	10.6	12.7	10:27	34.8	36.2	-
10:28	10.6	12.7	10:28	35.8	36.4	-
10:29	10.0	12.7	10:29	34.0	36.4	-
10:30	9.6	10.3	10:30	48.3	37.3	-
10:31	9.8	10.3	10:31	34.8	37.3	-
10:32	9.8	10.3	10:32	34.3	37.3	-
10:33	10.0	10.3	10:33	34.5	35.6	-
10:34	9.8	10.2	10:34	34.8	35.5	-
10:35	9.4	10.1	10:35	35.0	35.6	-
10:36	10.2	10.1	10:36	35.5	35.7	-
10:37	9.8	10.1	10:37	35.0	35.7	-
10:38	10.0	10.1	10:38	34.5	35.7	-
10:39	10.4	10.1	10:39	36.8	35.9	-
10:40	10.0	10.1	10:40	36.8	36.0	-
10:41	10.6	10.0	10:41	38.0	36.2	-
10:42	12.0	10.1	10:42	37.5	36.4	-
10:43	10.4	10.1	10:43	37.5	36.5	-
10:44	9.8	10.1	10:44	37.3	36.7	-
10:45	12.4	10.3	10:45	37.5	36.0	-
10:46	11.0	10.4	10:46	38.5	36.2	-
10:47	9.8	10.4	10:47	37.3	36.4	-
10:48	10.6	10.4	10:48	37.5	36.6	-
10:49	11.4	10.5	10:49	38.5	36.9	-
10:50	10.0	10.6	10:50	38.0	37.1	-
10:51	10.6	10.6	10:51	38.0	37.2	-
10:52	10.0	10.6	10:52	38.8	37.5	-
10:53	10.2	10.6	10:53	40.0	37.9	-
10:54	11.6	10.7	10:54	37.5	37.9	-
10:55	11.0	10.8	10:55	37.8	38.0	-
10:56	10.0	10.7	10:56	38.5	38.0	-
10:57	10.4	10.6	10:57	38.8	38.1	-
10:58	10.4	10.6	10:58	38.0	38.1	-
10:59	10.8	10.7	10:59	37.8	38.2	-
11:00	10.2	10.5	11:00	38.3	38.2	-
11:01	10.6	10.5	11:01	38.0	38.2	-
11:02	11.8	10.6	11:02	37.8	38.2	-
11:03	19.6	11.2	11:03	38.3	38.3	-
11:04	10.0	11.1	11:04	40.0	38.4	-
11:05	10.2	11.2	11:05	38.3	38.4	-
11:06	10.6	11.2	11:06	38.3	38.4	-

Grand Union Bowling Alley Site
BCP #360222
150 Westchester Avenue, Port Chester
December 13, 2024

PARTICULATE DATA						
Upwind			Downwind			Exceeds Particulate Alarm Limit
Time	Concentration (ug/m^3)	15-Min Avg Concentration (ug/m^3)	Time	Concentration (ug/m^3)	15-Min Avg Concentration (ug/m^3)	
11:07	10.0	11.2	11:07	39.5	38.4	-
11:08	10.0	11.1	11:08	40.3	38.5	-
11:09	9.8	11.0	11:09	40.0	38.6	-
11:10	9.8	10.9	11:10	41.0	38.8	-
11:11	10.2	11.0	11:11	40.3	39.0	-
11:12	10.0	10.9	11:12	42.8	39.2	-
11:13	10.2	10.9	11:13	41.3	39.4	-
11:14	10.2	10.9	11:14	83.3	42.5	-
11:15	10.2	10.9	11:15	41.5	42.7	-
11:16	9.2	10.8	11:16	41.0	42.9	-
11:17	10.0	10.7	11:17	42.3	43.2	-
11:18	10.6	10.1	11:18	41.8	43.4	-
11:19	10.6	10.1	11:19	44.0	43.7	-
11:20	10.2	10.1	11:20	41.8	43.9	-
11:21	9.6	10.0	11:21	40.3	44.1	-
11:22	9.0	10.0	11:22	40.5	44.1	-
11:23	9.2	9.9	11:23	40.8	44.2	-
11:24	9.0	9.9	11:24	40.0	44.2	-
11:25	9.2	9.8	11:25	40.3	44.1	-
11:26	9.4	9.8	11:26	40.3	44.1	-
11:27	10.2	9.8	11:27	40.3	43.9	-
11:28	10.2	9.8	11:28	40.5	43.9	-
11:29	9.2	9.7	11:29	42.5	41.2	-
11:30	9.0	9.6	11:30	39.8	41.1	-
11:31	9.2	9.6	11:31	40.3	41.0	-
11:32	10.4	9.7	11:32	40.3	40.9	-
11:33	10.2	9.6	11:33	41.3	40.8	-
11:34	9.6	9.6	11:34	41.0	40.6	-
11:35	9.8	9.5	11:35	41.8	40.6	-
11:36	9.8	9.6	11:36	41.3	40.7	-
11:37	10.0	9.6	11:37	43.0	40.9	-
11:38	10.4	9.7	11:38	42.3	41.0	-
11:39	10.0	9.8	11:39	42.5	41.1	-
11:40	9.6	9.8	11:40	41.8	41.2	-
11:41	9.2	9.8	11:41	41.5	41.3	-
11:42	9.2	9.7	11:42	42.3	41.5	-
11:43	9.6	9.7	11:43	42.3	41.6	-
11:44	9.8	9.7	11:44	42.5	41.6	-
11:45	9.2	9.7	11:45	42.8	41.8	-
11:46	10.2	9.8	11:46	43.0	42.0	-
11:47	10.4	9.8	11:47	44.0	42.2	-
11:48	10.2	9.8	11:48	42.0	42.3	-
11:49	13.2	10.0	11:49	43.3	42.4	-
11:50	10.0	10.1	11:50	43.5	42.5	-
11:51	10.4	10.1	11:51	42.5	42.6	-
11:52	10.2	10.1	11:52	42.8	42.6	-
11:53	10.0	10.1	11:53	44.5	42.7	-
11:54	9.6	10.1	11:54	43.5	42.8	-

Grand Union Bowling Alley Site
BCP #360222
150 Westchester Avenue, Port Chester
December 13, 2024

PARTICULATE DATA						
Upwind			Downwind			Exceeds Particulate Alarm Limit
Time	Concentration (ug/m^3)	15-Min Avg Concentration (ug/m^3)	Time	Concentration (ug/m^3)	15-Min Avg Concentration (ug/m^3)	
11:55	9.2	10.0	11:55	42.3	42.8	-
11:56	9.0	10.0	11:56	43.5	43.0	-
11:57	9.2	10.0	11:57	43.8	43.1	-
11:58	8.8	10.0	11:58	42.5	43.1	-
11:59	9.8	10.0	11:59	52.3	43.7	-
12:00	10.8	10.1	12:00	43.0	43.8	-
12:01	9.5	10.0	12:01	42.3	43.7	-
12:02	9.0	9.9	12:02	41.8	43.6	-
12:03	9.0	9.8	12:03	42.8	43.6	-
12:04	9.5	9.6	12:04	43.3	43.6	-
12:05	9.3	9.5	12:05	42.3	43.5	-
12:06	14.3	9.8	12:06	43.3	43.6	-
12:07	13.5	10.0	12:07	45.8	43.8	-
12:08	13.5	10.3	12:08	44.5	43.8	-
12:09	11.5	10.4	12:09	44.0	43.8	-
12:10	9.3	10.4	12:10	42.0	43.8	-
12:11	9.0	10.4	12:11	42.5	43.7	-
12:12	9.0	10.4	12:12	41.8	43.6	-
12:13	8.8	10.4	12:13	42.5	43.6	-
12:14	44.5	12.7	12:14	43.5	43.0	-
12:15	11.5	12.7	12:15	42.8	43.0	-
12:16	9.3	12.7	12:16	41.5	42.9	-
12:17	15.0	13.1	12:17	42.5	43.0	-
12:18	31.5	14.6	12:18	44.0	43.1	-
12:19	10.3	14.7	12:19	43.3	43.1	-
12:20	9.5	14.7	12:20	43.3	43.1	-
12:21	112.8	21.3	12:21	44.5	43.2	-
12:22	144.5	30.0	12:22	47.0	43.3	-
12:23	13.8	30.0	12:23	44.5	43.3	-
12:24	10.8	30.0	12:24	43.0	43.2	-
12:25	11.3	30.1	12:25	44.0	43.4	-
12:26	10.5	30.2	12:26	45.3	43.6	-
12:27	9.0	30.2	12:27	43.5	43.7	-
12:28	10.8	30.3	12:28	43.0	43.7	-
12:29	11.3	28.1	12:29	44.8	43.8	-
12:30	9.3	28.0	12:30	45.5	44.0	-
12:31	9.5	28.0	12:31	43.8	44.1	-
12:32	9.8	27.6	12:32	44.0	44.2	-
12:33	11.5	26.3	12:33	46.3	44.4	-
12:34	11.8	26.4	12:34	45.8	44.5	-
12:35	11.3	26.5	12:35	45.5	44.7	-
12:36	11.5	19.8	12:36	44.5	44.7	-
12:37	10.0	10.8	12:37	43.5	44.5	-
12:38	10.3	10.6	12:38	43.3	44.4	-
12:39	9.0	10.4	12:39	45.0	44.5	-
12:40	11.5	10.5	12:40	43.0	44.4	-
12:41	8.8	10.3	12:41	42.5	44.3	-
12:42	9.3	10.4	12:42	43.5	44.3	-

Grand Union Bowling Alley Site
BCP #360222
150 Westchester Avenue, Port Chester
December 13, 2024

PARTICULATE DATA						
Upwind			Downwind			Exceeds Particulate Alarm Limit
Time	Concentration (ug/m^3)	15-Min Avg Concentration (ug/m^3)	Time	Concentration (ug/m^3)	15-Min Avg Concentration (ug/m^3)	
12:43	9.3	10.3	12:43	43.5	44.3	-
12:44	10.0	10.2	12:44	44.0	44.2	-
12:45	10.3	10.2	12:45	44.3	44.2	-
12:46	9.5	10.2	12:46	43.8	44.2	-
12:47	8.8	10.2	12:47	44.8	44.2	-
12:48	9.5	10.0	12:48	44.3	44.1	-
12:49	10.0	9.9	12:49	43.8	43.9	-
12:50	9.5	9.8	12:50	44.0	43.8	-
12:51	9.8	9.7	12:51	44.3	43.8	-
12:52	10.8	9.7	12:52	44.5	43.9	-
12:53	13.0	9.9	12:53	46.8	44.1	-
12:54	10.5	10.0	12:54	45.3	44.1	-
12:55	9.5	9.9	12:55	43.8	44.2	-
12:56	10.3	10.0	12:56	44.5	44.3	-
12:57	8.8	10.0	12:57	44.3	44.4	-
12:58	9.0	9.9	12:58	44.3	44.4	-
12:59	8.8	9.9	12:59	43.5	44.4	-
13:00	8.8	9.8	13:00	44.3	44.4	-
13:01	9.3	9.7	13:01	49.0	44.7	-
13:02	10.0	9.8	13:02	44.3	44.7	-
13:03	9.5	9.8	13:03	44.5	44.7	-
13:04	10.8	9.9	13:04	44.5	44.8	-
13:05	9.8	9.9	13:05	44.8	44.8	-
13:06	9.3	9.9	13:06	45.3	44.9	-
13:07	9.8	9.8	13:07	52.5	45.4	-
13:08	9.5	9.6	13:08	44.0	45.2	-
13:09	10.0	9.5	13:09	45.3	45.2	-
13:10	9.3	9.5	13:10	44.5	45.3	-
13:11	10.3	9.5	13:11	44.5	45.3	-
13:12	10.5	9.6	13:12	44.5	45.3	-
13:13	10.0	9.7	13:13	44.3	45.3	-
13:14	10.3	9.8	13:14	45.3	45.4	-
13:15	10.5	9.9	13:15	44.3	45.4	-
13:16	9.0	9.9	13:16	43.5	45.1	-
13:17	11.5	10.0	13:17	45.8	45.2	-
13:18	13.0	10.2	13:18	48.3	45.4	-
13:19	11.5	10.3	13:19	46.3	45.5	-
13:20	10.3	10.3	13:20	44.5	45.5	-
13:21	11.5	10.5	13:21	44.3	45.4	-
13:22	9.5	10.4	13:22	43.8	44.9	-
13:23	9.5	10.4	13:23	45.0	44.9	-
13:24	10.0	10.4	13:24	44.3	44.9	-
13:25	9.8	10.5	13:25	44.3	44.8	-
13:26	9.3	10.4	13:26	44.0	44.8	-
13:27	9.8	10.4	13:27	45.8	44.9	-
13:28	10.3	10.4	13:28	44.3	44.9	-
13:29	10.5	10.4	13:29	44.8	44.9	-
13:30	9.5	10.3	13:30	45.3	44.9	-

Grand Union Bowling Alley Site
BCP #360222
150 Westchester Avenue, Port Chester
December 13, 2024

PARTICULATE DATA						
Upwind			Downwind			Exceeds Particulate Alarm Limit
Time	Concentration (ug/m^3)	15-Min Avg Concentration (ug/m^3)	Time	Concentration (ug/m^3)	15-Min Avg Concentration (ug/m^3)	
13:31	9.8	10.4	13:31	44.3	45.0	-
13:32	9.5	10.2	13:32	44.3	44.9	-
13:33	10.0	10.0	13:33	44.3	44.6	-
13:34	9.3	9.9	13:34	44.5	44.5	-
13:35	9.0	9.8	13:35	44.3	44.5	-
13:36	9.5	9.7	13:36	44.0	44.5	-
13:37	9.5	9.7	13:37	44.5	44.5	-
13:38	9.8	9.7	13:38	46.0	44.6	-
13:39	9.8	9.7	13:39	45.0	44.6	-
13:40	9.0	9.6	13:40	44.8	44.7	-
13:41	9.0	9.6	13:41	45.3	44.7	-
13:42	8.8	9.5	13:42	45.3	44.7	-
13:43	10.5	9.6	13:43	45.3	44.8	-
13:44	12.5	9.7	13:44	49.3	45.1	-
13:45	26.3	10.8	13:45	46.8	45.2	-
13:46	9.5	10.8	13:46	44.5	45.2	-
13:47	9.5	10.8	13:47	45.3	45.3	-
13:48	10.3	10.8	13:48	46.3	45.4	-
13:49	9.0	10.8	13:49	44.5	45.4	-
13:50	9.0	10.8	13:50	44.0	45.4	-
13:51	9.5	10.8	13:51	45.5	45.5	-
13:52	10.3	10.8	13:52	46.5	45.6	-
13:53	10.0	10.9	13:53	45.5	45.6	-
13:54	13.8	11.1	13:54	46.8	45.7	-
13:55	20.8	11.9	13:55	57.3	46.5	-
13:56	12.3	12.1	13:56	52.8	47.0	-
13:57	9.8	12.2	13:57	45.5	47.0	-
13:58	9.5	12.1	13:58	43.5	46.9	-
13:59	9.3	11.9	13:59	44.3	46.6	-
14:00	10.0	10.8	14:00	43.5	46.4	-
14:01	15.3	11.2	14:01	46.5	46.5	-
14:02	11.0	11.3	14:02	46.5	46.6	-
14:03	11.0	11.4	14:03	45.5	46.5	-
14:04	10.5	11.5	14:04	45.8	46.6	-
14:05	10.5	11.6	14:05	46.0	46.8	-
14:06	17.8	12.1	14:06	46.0	46.8	-
14:07	14.0	12.4	14:07	46.8	46.8	-
14:08	11.0	12.4	14:08	44.5	46.7	-
14:09	9.5	12.1	14:09	44.0	46.6	-
14:10	9.5	11.4	14:10	43.8	45.7	-
14:11	10.0	11.2	14:11	46.0	45.2	-
14:12	10.3	11.3	14:12	43.3	45.1	-
14:13	10.3	11.3	14:13	42.8	45.0	-
14:14	9.8	11.4	14:14	43.0	44.9	-
14:15	9.0	11.3	14:15	43.3	44.9	-
14:16	9.5	10.9	14:16	43.5	44.7	-
14:17	11.5	10.9	14:17	46.3	44.7	-
14:18	10.8	10.9	14:18	44.8	44.6	-

Grand Union Bowling Alley Site
BCP #360222
150 Westchester Avenue, Port Chester
December 13, 2024

PARTICULATE DATA						
Upwind			Downwind			Exceeds Particulate Alarm Limit
Time	Concentration (ug/m^3)	15-Min Avg Concentration (ug/m^3)	Time	Concentration (ug/m^3)	15-Min Avg Concentration (ug/m^3)	
14:19	10.5	10.9	14:19	44.0	44.5	-
14:20	11.3	11.0	14:20	43.0	44.3	-
14:21	10.0	10.5	14:21	44.5	44.2	-
14:22	9.8	10.2	14:22	45.0	44.1	-
14:23	10.0	10.1	14:23	43.8	44.1	-
14:24	10.0	10.1	14:24	45.5	44.2	-
14:25	10.8	10.2	14:25	47.5	44.4	-
14:26	9.5	10.2	14:26	45.5	44.4	-
14:27	10.3	10.2	14:27	45.3	44.5	-
14:28	10.5	10.2	14:28	46.5	44.8	-
14:29	11.0	10.3	14:29	44.3	44.8	-
14:30	10.5	10.4	14:30	47.3	45.1	-
14:31	10.0	10.4	14:31	43.8	45.1	-
14:32	10.0	10.3	14:32	45.0	45.0	-
14:33	9.8	10.3	14:33	44.3	45.0	-
14:34	10.8	10.3	14:34	46.5	45.2	-
14:35	9.5	10.2	14:35	43.3	45.2	-
14:36	10.8	10.2	14:36	44.3	45.2	-
14:37	9.8	10.2	14:37	44.0	45.1	-
14:38	9.5	10.2	14:38	48.0	45.4	-
14:39	10.3	10.2	14:39	56.0	46.1	-
14:40	10.5	10.2	14:40	44.8	45.9	-
14:41	10.8	10.3	14:41	43.3	45.8	-
14:42	10.3	10.3	14:42	54.0	46.3	-
14:43	11.8	10.3	14:43	43.8	46.2	-
14:44	10.8	10.3	14:44	42.3	46.0	-
14:45	9.3	10.2	14:45	42.3	45.7	-
14:46	11.0	10.3	14:46	42.8	45.6	-
14:47	9.8	10.3	14:47	42.5	45.5	-
14:48	9.5	10.3	14:48	41.3	45.3	-
14:49	10.3	10.2	14:49	41.5	44.9	-
14:50	12.3	10.4	14:50	41.3	44.8	-
14:51	11.8	10.5	14:51	41.5	44.6	-
14:52	10.5	10.5	14:52	41.0	44.4	-
14:53	9.5	10.5	14:53	40.8	43.9	-
14:54	10.3	10.5	14:54	41.8	43.0	-
14:55	10.5	10.5	14:55	41.3	42.7	-
14:56	11.3	10.6	14:56	41.3	42.6	-
14:57	10.0	10.6	14:57	41.0	41.7	-
14:58	10.3	10.5	14:58	41.3	41.6	-
14:59	10.0	10.4	14:59	41.5	41.5	-
15:00	10.5	10.5	15:00	43.0	41.6	-
15:01	9.8	10.4	15:01	41.0	41.5	-
15:02	11.5	10.5	15:02	41.5	41.4	-
15:03	10.8	10.6	15:03	43.5	41.5	-
15:04	10.8	10.6	15:04	43.5	41.7	-
15:05	11.8	10.6	15:05	43.5	41.8	-
15:06	10.5	10.5	15:06	41.5	41.8	-

Grand Union Bowling Alley Site
BCP #360222
150 Westchester Avenue, Port Chester
December 13, 2024

PARTICULATE DATA						
Upwind			Downwind			Exceeds Particulate Alarm Limit
Time	Concentration (ug/m^3)	15-Min Avg Concentration (ug/m^3)	Time	Concentration (ug/m^3)	15-Min Avg Concentration (ug/m^3)	
15:07	10.5	10.5	15:07	41.3	41.8	-
15:08	9.3	10.5	15:08	41.8	41.9	-
15:09	9.3	10.4	15:09	40.8	41.8	-
15:10	9.0	10.3	15:10	40.8	41.8	-
15:11	9.3	10.2	15:11	39.8	41.7	-

Grand Union Bowling Alley Site
BCP #360222
150 Westchester Avenue, Port Chester
December 13, 2024

Friday, December 13, 2024						
Number of Instances Where Downwind VOCs Exceeds Upwind VOCs + 5 =						0
Number of Comparable Data Points =						415
Start Time:						8:01
End Time:						15:11
PID DATA						
Upwind			Downwind			
Time	Concentration (ppm)	15-Min Avg Concentration (ppm)	Time	Concentration (ppm)	15-Min Avg Concentration (ppm)	Exceeds VOC Alarm Limit
8:01	0.0	-	8:01	-	-	-
8:02	0.0	-	8:02	0.0	-	-
8:03	0.0	-	8:03	0.0	-	-
8:04	0.0	-	8:04	0.0	-	-
8:05	0.0	-	8:05	0.0	-	-
8:06	0.0	-	8:06	0.0	-	-
8:07	0.0	-	8:07	0.0	-	-
8:08	0.0	-	8:08	0.0	-	-
8:09	0.0	-	8:09	0.0	-	-
8:10	0.0	-	8:10	0.0	-	-
8:11	0.0	-	8:11	0.0	-	-
8:12	0.0	-	8:12	0.0	-	-
8:13	0.0	-	8:13	0.0	-	-
8:14	0.0	-	8:14	0.0	-	-
8:15	0.0	-	8:15	0.0	-	-
8:16	0.0	0.0	8:16	0.0	-	-
8:17	0.0	0.0	8:17	0.0	0.0	-
8:18	0.0	0.0	8:18	0.0	0.0	-
8:19	0.0	0.0	8:19	0.0	0.0	-
8:20	0.0	0.0	8:20	0.0	0.0	-
8:21	0.0	0.0	8:21	0.0	0.0	-
8:22	0.0	0.0	8:22	0.0	0.0	-
8:23	0.0	0.0	8:23	0.0	0.0	-
8:24	0.0	0.0	8:24	0.0	0.0	-
8:25	0.0	0.0	8:25	0.0	0.0	-
8:26	0.0	0.0	8:26	0.0	0.0	-
8:27	0.0	0.0	8:27	0.0	0.0	-
8:28	0.0	0.0	8:28	0.0	0.0	-
8:29	0.0	0.0	8:29	0.0	0.0	-
8:30	0.0	0.0	8:30	0.0	0.0	-
8:31	0.0	0.0	8:31	0.0	0.0	-
8:32	0.0	0.0	8:32	0.0	0.0	-
8:33	0.0	0.0	8:33	0.0	0.0	-
8:34	0.0	0.0	8:34	0.0	0.0	-
8:35	0.0	0.0	8:35	0.0	0.0	-
8:36	0.0	0.0	8:36	0.0	0.0	-
8:37	0.0	0.0	8:37	0.0	0.0	-
8:38	0.0	0.0	8:38	0.0	0.0	-
8:39	0.0	0.0	8:39	0.0	0.0	-
8:40	0.0	0.0	8:40	0.0	0.0	-
8:41	0.0	0.0	8:41	0.0	0.0	-
8:42	0.0	0.0	8:42	0.0	0.0	-

Grand Union Bowling Alley Site
BCP #360222
150 Westchester Avenue, Port Chester
December 13, 2024

PID DATA						
Upwind			Downwind			
Time	Concentration (ppm)	15-Min Avg Concentration (ppm)	Time	Concentration (ppm)	15-Min Avg Concentration (ppm)	Exceeds VOC Alarm Limit
8:43	0.0	0.0	8:43	0.0	0.0	-
8:44	0.0	0.0	8:44	0.0	0.0	-
8:45	0.0	0.0	8:45	0.0	0.0	-
8:46	0.0	0.0	8:46	0.0	0.0	-
8:47	0.0	0.0	8:47	0.0	0.0	-
8:48	0.0	0.0	8:48	0.0	0.0	-
8:49	0.0	0.0	8:49	0.0	0.0	-
8:50	0.0	0.0	8:50	0.0	0.0	-
8:51	0.0	0.0	8:51	0.0	0.0	-
8:52	0.0	0.0	8:52	0.0	0.0	-
8:53	0.0	0.0	8:53	0.0	0.0	-
8:54	0.0	0.0	8:54	0.0	0.0	-
8:55	0.0	0.0	8:55	0.0	0.0	-
8:56	0.0	0.0	8:56	0.0	0.0	-
8:57	0.0	0.0	8:57	0.0	0.0	-
8:58	0.0	0.0	8:58	0.0	0.0	-
8:59	0.0	0.0	8:59	0.0	0.0	-
9:00	0.0	0.0	9:00	0.0	0.0	-
9:01	0.0	0.0	9:01	0.0	0.0	-
9:02	0.0	0.0	9:02	0.0	0.0	-
9:03	0.0	0.0	9:03	0.0	0.0	-
9:04	0.0	0.0	9:04	0.0	0.0	-
9:05	0.0	0.0	9:05	0.0	0.0	-
9:06	0.0	0.0	9:06	0.0	0.0	-
9:07	0.0	0.0	9:07	0.0	0.0	-
9:08	0.0	0.0	9:08	0.0	0.0	-
9:09	0.0	0.0	9:09	0.0	0.0	-
9:10	0.0	0.0	9:10	0.0	0.0	-
9:11	0.0	0.0	9:11	0.0	0.0	-
9:12	0.0	0.0	9:12	0.0	0.0	-
9:13	0.0	0.0	9:13	0.0	0.0	-
9:14	0.0	0.0	9:14	0.0	0.0	-
9:15	0.0	0.0	9:15	0.0	0.0	-
9:16	0.0	0.0	9:16	0.0	0.0	-
9:17	0.0	0.0	9:17	0.0	0.0	-
9:18	0.0	0.0	9:18	0.0	0.0	-
9:19	0.0	0.0	9:19	0.0	0.0	-
9:20	0.0	0.0	9:20	0.0	0.0	-
9:21	0.0	0.0	9:21	0.0	0.0	-
9:22	0.0	0.0	9:22	0.0	0.0	-
9:23	0.0	0.0	9:23	0.0	0.0	-
9:24	0.0	0.0	9:24	0.0	0.0	-
9:25	0.0	0.0	9:25	0.0	0.0	-
9:26	0.0	0.0	9:26	0.0	0.0	-
9:27	0.0	0.0	9:27	0.0	0.0	-
9:28	0.0	0.0	9:28	0.0	0.0	-
9:29	0.0	0.0	9:29	0.0	0.0	-
9:30	0.0	0.0	9:30	0.0	0.0	-

Grand Union Bowling Alley Site
BCP #360222
150 Westchester Avenue, Port Chester
December 13, 2024

PID DATA						
Upwind			Downwind			
Time	Concentration (ppm)	15-Min Avg Concentration (ppm)	Time	Concentration (ppm)	15-Min Avg Concentration (ppm)	Exceeds VOC Alarm Limit
9:31	0.0	0.0	9:31	0.0	0.0	-
9:32	0.0	0.0	9:32	0.0	0.0	-
9:33	0.0	0.0	9:33	0.0	0.0	-
9:34	0.0	0.0	9:34	0.0	0.0	-
9:35	0.0	0.0	9:35	0.0	0.0	-
9:36	0.0	0.0	9:36	0.0	0.0	-
9:37	0.0	0.0	9:37	0.0	0.0	-
9:38	0.0	0.0	9:38	0.0	0.0	-
9:39	0.0	0.0	9:39	0.0	0.0	-
9:40	0.0	0.0	9:40	0.0	0.0	-
9:41	0.0	0.0	9:41	0.0	0.0	-
9:42	0.0	0.0	9:42	0.0	0.0	-
9:43	0.0	0.0	9:43	0.0	0.0	-
9:44	0.0	0.0	9:44	0.0	0.0	-
9:45	0.0	0.0	9:45	0.0	0.0	-
9:46	0.0	0.0	9:46	0.0	0.0	-
9:47	0.0	0.0	9:47	0.0	0.0	-
9:48	0.0	0.0	9:48	0.0	0.0	-
9:49	0.0	0.0	9:49	0.0	0.0	-
9:50	0.0	0.0	9:50	0.0	0.0	-
9:51	0.0	0.0	9:51	0.0	0.0	-
9:52	0.0	0.0	9:52	0.0	0.0	-
9:53	0.0	0.0	9:53	0.0	0.0	-
9:54	0.0	0.0	9:54	0.0	0.0	-
9:55	0.0	0.0	9:55	0.0	0.0	-
9:56	0.0	0.0	9:56	0.0	0.0	-
9:57	0.0	0.0	9:57	0.0	0.0	-
9:58	0.0	0.0	9:58	0.0	0.0	-
9:59	0.0	0.0	9:59	0.0	0.0	-
10:00	0.0	0.0	10:00	0.0	0.0	-
10:01	0.0	0.0	10:01	0.0	0.0	-
10:02	0.0	0.0	10:02	0.0	0.0	-
10:03	0.0	0.0	10:03	0.0	0.0	-
10:04	0.0	0.0	10:04	0.0	0.0	-
10:05	0.0	0.0	10:05	0.0	0.0	-
10:06	0.0	0.0	10:06	0.0	0.0	-
10:07	0.0	0.0	10:07	0.0	0.0	-
10:08	0.0	0.0	10:08	0.0	0.0	-
10:09	0.0	0.0	10:09	0.0	0.0	-
10:10	0.0	0.0	10:10	0.0	0.0	-
10:11	0.0	0.0	10:11	0.0	0.0	-
10:12	0.0	0.0	10:12	0.0	0.0	-
10:13	0.0	0.0	10:13	0.0	0.0	-
10:14	0.0	0.0	10:14	0.0	0.0	-
10:15	0.0	0.0	10:15	0.0	0.0	-
10:16	0.0	0.0	10:16	0.0	0.0	-
10:17	0.0	0.0	10:17	0.0	0.0	-
10:18	0.0	0.0	10:18	0.0	0.0	-

Grand Union Bowling Alley Site
BCP #360222
150 Westchester Avenue, Port Chester
December 13, 2024

PID DATA						
Upwind			Downwind			
Time	Concentration (ppm)	15-Min Avg Concentration (ppm)	Time	Concentration (ppm)	15-Min Avg Concentration (ppm)	Exceeds VOC Alarm Limit
10:19	0.0	0.0	10:19	0.0	0.0	-
10:20	0.0	0.0	10:20	0.0	0.0	-
10:21	0.0	0.0	10:21	0.0	0.0	-
10:22	0.0	0.0	10:22	0.0	0.0	-
10:23	0.0	0.0	10:23	0.0	0.0	-
10:24	0.0	0.0	10:24	0.0	0.0	-
10:25	0.0	0.0	10:25	0.0	0.0	-
10:26	0.0	0.0	10:26	0.0	0.0	-
10:27	0.0	0.0	10:27	0.0	0.0	-
10:28	0.0	0.0	10:28	0.0	0.0	-
10:29	0.0	0.0	10:29	0.0	0.0	-
10:30	0.0	0.0	10:30	0.0	0.0	-
10:31	0.0	0.0	10:31	0.0	0.0	-
10:32	0.0	0.0	10:32	0.0	0.0	-
10:33	0.0	0.0	10:33	0.0	0.0	-
10:34	0.0	0.0	10:34	0.0	0.0	-
10:35	0.0	0.0	10:35	0.0	0.0	-
10:36	0.0	0.0	10:36	0.0	0.0	-
10:37	0.0	0.0	10:37	0.0	0.0	-
10:38	0.0	0.0	10:38	0.0	0.0	-
10:39	0.0	0.0	10:39	0.0	0.0	-
10:40	0.0	0.0	10:40	0.0	0.0	-
10:41	0.0	0.0	10:41	0.0	0.0	-
10:42	0.0	0.0	10:42	0.0	0.0	-
10:43	0.0	0.0	10:43	0.0	0.0	-
10:44	0.0	0.0	10:44	0.0	0.0	-
10:45	0.0	0.0	10:45	0.0	0.0	-
10:46	0.0	0.0	10:46	0.0	0.0	-
10:47	0.0	0.0	10:47	0.0	0.0	-
10:48	0.0	0.0	10:48	0.0	0.0	-
10:49	0.0	0.0	10:49	0.0	0.0	-
10:50	0.0	0.0	10:50	0.0	0.0	-
10:51	0.0	0.0	10:51	0.0	0.0	-
10:52	0.0	0.0	10:52	0.0	0.0	-
10:53	0.0	0.0	10:53	0.0	0.0	-
10:54	0.0	0.0	10:54	0.0	0.0	-
10:55	0.0	0.0	10:55	0.0	0.0	-
10:56	0.0	0.0	10:56	0.0	0.0	-
10:57	0.0	0.0	10:57	0.0	0.0	-
10:58	0.0	0.0	10:58	0.0	0.0	-
10:59	0.0	0.0	10:59	0.0	0.0	-
11:00	0.0	0.0	11:00	0.0	0.0	-
11:01	0.0	0.0	11:01	0.0	0.0	-
11:02	0.0	0.0	11:02	0.0	0.0	-
11:03	0.0	0.0	11:03	0.0	0.0	-
11:04	0.0	0.0	11:04	0.0	0.0	-
11:05	0.0	0.0	11:05	0.0	0.0	-
11:06	0.0	0.0	11:06	0.0	0.0	-

Grand Union Bowling Alley Site
BCP #360222
150 Westchester Avenue, Port Chester
December 13, 2024

PID DATA						
Upwind			Downwind			
Time	Concentration (ppm)	15-Min Avg Concentration (ppm)	Time	Concentration (ppm)	15-Min Avg Concentration (ppm)	Exceeds VOC Alarm Limit
11:07	0.0	0.0	11:07	0.0	0.0	-
11:08	0.0	0.0	11:08	0.0	0.0	-
11:09	0.0	0.0	11:09	0.0	0.0	-
11:10	0.0	0.0	11:10	0.0	0.0	-
11:11	0.0	0.0	11:11	0.0	0.0	-
11:12	0.0	0.0	11:12	0.0	0.0	-
11:13	0.0	0.0	11:13	0.0	0.0	-
11:14	0.0	0.0	11:14	0.0	0.0	-
11:15	0.0	0.0	11:15	0.0	0.0	-
11:16	0.0	0.0	11:16	0.0	0.0	-
11:17	0.0	0.0	11:17	0.0	0.0	-
11:18	0.0	0.0	11:18	0.0	0.0	-
11:19	0.0	0.0	11:19	0.0	0.0	-
11:20	0.0	0.0	11:20	0.0	0.0	-
11:21	0.0	0.0	11:21	0.0	0.0	-
11:22	0.0	0.0	11:22	0.0	0.0	-
11:23	0.0	0.0	11:23	0.0	0.0	-
11:24	0.0	0.0	11:24	0.0	0.0	-
11:25	0.0	0.0	11:25	0.0	0.0	-
11:26	0.0	0.0	11:26	0.0	0.0	-
11:27	0.0	0.0	11:27	0.0	0.0	-
11:28	0.0	0.0	11:28	0.0	0.0	-
11:29	0.0	0.0	11:29	0.0	0.0	-
11:30	0.0	0.0	11:30	0.0	0.0	-
11:31	0.0	0.0	11:31	0.0	0.0	-
11:32	0.0	0.0	11:32	0.0	0.0	-
11:33	0.0	0.0	11:33	0.0	0.0	-
11:34	0.0	0.0	11:34	0.0	0.0	-
11:35	0.0	0.0	11:35	0.0	0.0	-
11:36	0.0	0.0	11:36	0.0	0.0	-
11:37	0.0	0.0	11:37	0.0	0.0	-
11:38	0.0	0.0	11:38	0.0	0.0	-
11:39	0.0	0.0	11:39	0.0	0.0	-
11:40	0.0	0.0	11:40	0.0	0.0	-
11:41	0.0	0.0	11:41	0.0	0.0	-
11:42	0.0	0.0	11:42	0.0	0.0	-
11:43	0.0	0.0	11:43	0.0	0.0	-
11:44	0.0	0.0	11:44	0.0	0.0	-
11:45	0.0	0.0	11:45	0.0	0.0	-
11:46	0.0	0.0	11:46	0.0	0.0	-
11:47	0.0	0.0	11:47	0.0	0.0	-
11:48	0.0	0.0	11:48	0.0	0.0	-
11:49	0.0	0.0	11:49	0.0	0.0	-
11:50	0.0	0.0	11:50	0.0	0.0	-
11:51	0.0	0.0	11:51	0.0	0.0	-
11:52	0.0	0.0	11:52	0.0	0.0	-
11:53	0.0	0.0	11:53	0.0	0.0	-
11:54	0.0	0.0	11:54	0.0	0.0	-

Grand Union Bowling Alley Site
BCP #360222
150 Westchester Avenue, Port Chester
December 13, 2024

PID DATA						
Upwind			Downwind			
Time	Concentration (ppm)	15-Min Avg Concentration (ppm)	Time	Concentration (ppm)	15-Min Avg Concentration (ppm)	Exceeds VOC Alarm Limit
11:55	0.0	0.0	11:55	0.0	0.0	-
11:56	0.0	0.0	11:56	0.0	0.0	-
11:57	0.0	0.0	11:57	0.0	0.0	-
11:58	0.0	0.0	11:58	0.0	0.0	-
11:59	0.0	0.0	11:59	0.0	0.0	-
12:00	0.0	0.0	12:00	0.0	0.0	-
12:01	0.0	0.0	12:01	0.0	0.0	-
12:02	0.0	0.0	12:02	0.0	0.0	-
12:03	0.0	0.0	12:03	0.0	0.0	-
12:04	0.0	0.0	12:04	0.0	0.0	-
12:05	0.0	0.0	12:05	0.0	0.0	-
12:06	0.0	0.0	12:06	0.0	0.0	-
12:07	0.0	0.0	12:07	0.0	0.0	-
12:08	0.0	0.0	12:08	0.0	0.0	-
12:09	0.0	0.0	12:09	0.0	0.0	-
12:10	0.0	0.0	12:10	0.0	0.0	-
12:11	0.0	0.0	12:11	0.0	0.0	-
12:12	0.0	0.0	12:12	0.0	0.0	-
12:13	0.0	0.0	12:13	0.0	0.0	-
12:14	0.0	0.0	12:14	0.0	0.0	-
12:15	0.0	0.0	12:15	0.0	0.0	-
12:16	0.0	0.0	12:16	0.0	0.0	-
12:17	0.0	0.0	12:17	0.0	0.0	-
12:18	0.0	0.0	12:18	0.0	0.0	-
12:19	0.0	0.0	12:19	0.0	0.0	-
12:20	0.0	0.0	12:20	0.0	0.0	-
12:21	0.0	0.0	12:21	0.0	0.0	-
12:22	0.0	0.0	12:22	0.0	0.0	-
12:23	0.0	0.0	12:23	0.0	0.0	-
12:24	0.0	0.0	12:24	0.0	0.0	-
12:25	0.0	0.0	12:25	0.0	0.0	-
12:26	0.0	0.0	12:26	0.0	0.0	-
12:27	0.0	0.0	12:27	0.0	0.0	-
12:28	0.0	0.0	12:28	0.0	0.0	-
12:29	0.0	0.0	12:29	0.0	0.0	-
12:30	0.0	0.0	12:30	0.0	0.0	-
12:31	0.0	0.0	12:31	0.0	0.0	-
12:32	0.0	0.0	12:32	0.0	0.0	-
12:33	0.0	0.0	12:33	0.0	0.0	-
12:34	0.0	0.0	12:34	0.0	0.0	-
12:35	0.0	0.0	12:35	0.0	0.0	-
12:36	0.0	0.0	12:36	0.0	0.0	-
12:37	0.0	0.0	12:37	0.0	0.0	-
12:38	0.0	0.0	12:38	0.0	0.0	-
12:39	0.0	0.0	12:39	0.0	0.0	-
12:40	0.0	0.0	12:40	0.0	0.0	-
12:41	0.0	0.0	12:41	0.0	0.0	-
12:42	0.0	0.0	12:42	0.0	0.0	-

Grand Union Bowling Alley Site
BCP #360222
150 Westchester Avenue, Port Chester
December 13, 2024

PID DATA						
Upwind			Downwind			
Time	Concentration (ppm)	15-Min Avg Concentration (ppm)	Time	Concentration (ppm)	15-Min Avg Concentration (ppm)	Exceeds VOC Alarm Limit
12:43	0.0	0.0	12:43	0.0	0.0	-
12:44	0.0	0.0	12:44	0.0	0.0	-
12:45	0.0	0.0	12:45	0.0	0.0	-
12:46	0.0	0.0	12:46	0.0	0.0	-
12:47	0.0	0.0	12:47	0.0	0.0	-
12:48	0.0	0.0	12:48	0.0	0.0	-
12:49	0.0	0.0	12:49	0.0	0.0	-
12:50	0.0	0.0	12:50	0.0	0.0	-
12:51	0.0	0.0	12:51	0.0	0.0	-
12:52	0.0	0.0	12:52	0.0	0.0	-
12:53	0.0	0.0	12:53	0.0	0.0	-
12:54	0.0	0.0	12:54	0.0	0.0	-
12:55	0.0	0.0	12:55	0.0	0.0	-
12:56	0.0	0.0	12:56	0.0	0.0	-
12:57	0.0	0.0	12:57	0.0	0.0	-
12:58	0.0	0.0	12:58	0.0	0.0	-
12:59	0.0	0.0	12:59	0.0	0.0	-
13:00	0.0	0.0	13:00	0.0	0.0	-
13:01	0.0	0.0	13:01	0.0	0.0	-
13:02	0.0	0.0	13:02	0.0	0.0	-
13:03	0.0	0.0	13:03	0.0	0.0	-
13:04	0.0	0.0	13:04	0.0	0.0	-
13:05	0.0	0.0	13:05	0.0	0.0	-
13:06	0.0	0.0	13:06	0.0	0.0	-
13:07	0.0	0.0	13:07	0.0	0.0	-
13:08	0.0	0.0	13:08	0.0	0.0	-
13:09	0.0	0.0	13:09	0.0	0.0	-
13:10	0.0	0.0	13:10	0.0	0.0	-
13:11	0.0	0.0	13:11	0.0	0.0	-
13:12	0.0	0.0	13:12	0.0	0.0	-
13:13	0.0	0.0	13:13	0.0	0.0	-
13:14	0.0	0.0	13:14	0.0	0.0	-
13:15	0.0	0.0	13:15	0.0	0.0	-
13:16	0.0	0.0	13:16	0.0	0.0	-
13:17	0.0	0.0	13:17	0.0	0.0	-
13:18	0.0	0.0	13:18	0.0	0.0	-
13:19	0.0	0.0	13:19	0.0	0.0	-
13:20	0.0	0.0	13:20	0.0	0.0	-
13:21	0.0	0.0	13:21	0.0	0.0	-
13:22	0.0	0.0	13:22	0.0	0.0	-
13:23	0.0	0.0	13:23	0.0	0.0	-
13:24	0.0	0.0	13:24	0.0	0.0	-
13:25	0.0	0.0	13:25	0.0	0.0	-
13:26	0.0	0.0	13:26	0.0	0.0	-
13:27	0.0	0.0	13:27	0.0	0.0	-
13:28	0.0	0.0	13:28	0.0	0.0	-
13:29	0.0	0.0	13:29	0.0	0.0	-
13:30	0.0	0.0	13:30	0.0	0.0	-

Grand Union Bowling Alley Site
BCP #360222
150 Westchester Avenue, Port Chester
December 13, 2024

PID DATA						
Upwind			Downwind			
Time	Concentration (ppm)	15-Min Avg Concentration (ppm)	Time	Concentration (ppm)	15-Min Avg Concentration (ppm)	Exceeds VOC Alarm Limit
13:31	0.0	0.0	13:31	0.0	0.0	-
13:32	0.0	0.0	13:32	0.0	0.0	-
13:33	0.0	0.0	13:33	0.0	0.0	-
13:34	0.0	0.0	13:34	0.0	0.0	-
13:35	0.0	0.0	13:35	0.0	0.0	-
13:36	0.0	0.0	13:36	0.0	0.0	-
13:37	0.0	0.0	13:37	0.0	0.0	-
13:38	0.0	0.0	13:38	0.0	0.0	-
13:39	0.0	0.0	13:39	0.0	0.0	-
13:40	0.0	0.0	13:40	0.0	0.0	-
13:41	0.0	0.0	13:41	0.0	0.0	-
13:42	0.0	0.0	13:42	0.0	0.0	-
13:43	0.0	0.0	13:43	0.0	0.0	-
13:44	0.0	0.0	13:44	0.0	0.0	-
13:45	0.0	0.0	13:45	0.0	0.0	-
13:46	0.0	0.0	13:46	0.0	0.0	-
13:47	0.0	0.0	13:47	0.0	0.0	-
13:48	0.0	0.0	13:48	0.0	0.0	-
13:49	0.0	0.0	13:49	0.0	0.0	-
13:50	0.0	0.0	13:50	0.0	0.0	-
13:51	0.0	0.0	13:51	0.0	0.0	-
13:52	0.0	0.0	13:52	0.0	0.0	-
13:53	0.0	0.0	13:53	0.0	0.0	-
13:54	0.0	0.0	13:54	0.0	0.0	-
13:55	0.0	0.0	13:55	0.0	0.0	-
13:56	0.0	0.0	13:56	0.0	0.0	-
13:57	0.0	0.0	13:57	0.0	0.0	-
13:58	0.0	0.0	13:58	0.0	0.0	-
13:59	0.0	0.0	13:59	0.0	0.0	-
14:00	0.0	0.0	14:00	0.0	0.0	-
14:01	0.0	0.0	14:01	0.0	0.0	-
14:02	0.0	0.0	14:02	0.0	0.0	-
14:03	0.0	0.0	14:03	0.0	0.0	-
14:04	0.0	0.0	14:04	0.0	0.0	-
14:05	0.0	0.0	14:05	0.0	0.0	-
14:06	0.0	0.0	14:06	0.0	0.0	-
14:07	0.0	0.0	14:07	0.0	0.0	-
14:08	0.0	0.0	14:08	0.0	0.0	-
14:09	0.0	0.0	14:09	0.0	0.0	-
14:10	0.0	0.0	14:10	0.0	0.0	-
14:11	0.0	0.0	14:11	0.0	0.0	-
14:12	0.0	0.0	14:12	0.0	0.0	-
14:13	0.0	0.0	14:13	0.0	0.0	-
14:14	0.0	0.0	14:14	0.0	0.0	-
14:15	0.0	0.0	14:15	0.0	0.0	-
14:16	0.0	0.0	14:16	0.0	0.0	-
14:17	0.0	0.0	14:17	0.0	0.0	-
14:18	0.0	0.0	14:18	0.0	0.0	-

Grand Union Bowling Alley Site
BCP #360222
150 Westchester Avenue, Port Chester
December 13, 2024

PID DATA						
Upwind			Downwind			
Time	Concentration (ppm)	15-Min Avg Concentration (ppm)	Time	Concentration (ppm)	15-Min Avg Concentration (ppm)	Exceeds VOC Alarm Limit
14:19	0.0	0.0	14:19	0.0	0.0	-
14:20	0.0	0.0	14:20	0.0	0.0	-
14:21	0.0	0.0	14:21	0.0	0.0	-
14:22	0.0	0.0	14:22	0.0	0.0	-
14:23	0.0	0.0	14:23	0.0	0.0	-
14:24	0.0	0.0	14:24	0.0	0.0	-
14:25	0.0	0.0	14:25	0.0	0.0	-
14:26	0.0	0.0	14:26	0.0	0.0	-
14:27	0.0	0.0	14:27	0.0	0.0	-
14:28	0.0	0.0	14:28	0.0	0.0	-
14:29	0.0	0.0	14:29	0.0	0.0	-
14:30	0.0	0.0	14:30	0.0	0.0	-
14:31	0.0	0.0	14:31	0.0	0.0	-
14:32	0.0	0.0	14:32	0.0	0.0	-
14:33	0.0	0.0	14:33	0.0	0.0	-
14:34	0.0	0.0	14:34	0.0	0.0	-
14:35	0.0	0.0	14:35	0.0	0.0	-
14:36	0.0	0.0	14:36	0.0	0.0	-
14:37	0.0	0.0	14:37	0.0	0.0	-
14:38	0.0	0.0	14:38	0.0	0.0	-
14:39	0.0	0.0	14:39	0.0	0.0	-
14:40	0.0	0.0	14:40	0.0	0.0	-
14:41	0.0	0.0	14:41	0.0	0.0	-
14:42	0.0	0.0	14:42	0.0	0.0	-
14:43	0.0	0.0	14:43	0.0	0.0	-
14:44	0.0	0.0	14:44	0.0	0.0	-
14:45	0.0	0.0	14:45	0.0	0.0	-
14:46	0.0	0.0	14:46	0.0	0.0	-
14:47	0.0	0.0	14:47	0.0	0.0	-
14:48	0.0	0.0	14:48	0.0	0.0	-
14:49	0.0	0.0	14:49	0.0	0.0	-
14:50	0.0	0.0	14:50	0.0	0.0	-
14:51	0.0	0.0	14:51	0.0	0.0	-
14:52	0.0	0.0	14:52	0.0	0.0	-
14:53	0.0	0.0	14:53	0.0	0.0	-
14:54	0.0	0.0	14:54	0.0	0.0	-
14:55	0.0	0.0	14:55	0.0	0.0	-
14:56	0.0	0.0	14:56	0.0	0.0	-
14:57	0.0	0.0	14:57	0.0	0.0	-
14:58	0.0	0.0	14:58	0.0	0.0	-
14:59	0.0	0.0	14:59	0.0	0.0	-
15:00	0.0	0.0	15:00	0.0	0.0	-
15:01	0.0	0.0	15:01	0.0	0.0	-
15:02	0.0	0.0	15:02	0.0	0.0	-
15:03	0.0	0.0	15:03	0.0	0.0	-
15:04	0.0	0.0	15:04	0.0	0.0	-
15:05	0.0	0.0	15:05	0.0	0.0	-
15:06	0.0	0.0	15:06	0.0	0.0	-

Grand Union Bowling Alley Site
BCP #360222
150 Westchester Avenue, Port Chester
December 13, 2024

PID DATA						
Upwind			Downwind			
Time	Concentration (ppm)	15-Min Avg Concentration (ppm)	Time	Concentration (ppm)	15-Min Avg Concentration (ppm)	Exceeds VOC Alarm Limit
15:07	0.0	0.0	15:07	0.0	0.0	-
15:08	0.0	0.0	15:08	0.0	0.0	-
15:09	0.0	0.0	15:09	0.0	0.0	-
15:10	0.0	0.0	15:10	0.0	0.0	-
15:11	0.0	0.0	15:11	0.0	0.0	-

SESI CONSULTING ENGINEERS

959 US-46 Floor 3, Suite 300 - Parsippany-Troy Hills, NJ

DAILY AIR MONITORING REPORT
150 Westchester Avenue
Port Chester, New York

12/14/2024

Rev. No. 0 | Page 1 of 2

Project Number: 11895A

Dust Action Level: 150 µg/m^3

VOC Action Level: 5 ppm

Weather Data Range for Work Day		Wind Direction	NNE	Relative Humidity (%)	46.0 - 62.0	Daily Rain Total (in)	0.00	Readings in the summary table and graphs below are the reported downwind concentrations.
Temperature (°F)	28.0 - 34.0	Wind Speed (MPH)	2.2 - 5.4	Barometer (inHg)	31.00 - 31.00	Avg. Dew Point Temp (°F)	16.2	

Station Location	Daily Avg. Dust Concentration (µg/m^3)	Max 15-Min Dust Concentration (µg/m^3)	Time of Max Dust Reading	Daily Avg. VOC Concentration (ppm)	Max 15-Min VOC Concentration (ppm)	Time of Max VOC Reading
Upwind	9.2	12.4	12:53	0.0	0.0	10:42
Downwind	33.4	46.7	14:41	0.0	0.0	10:41

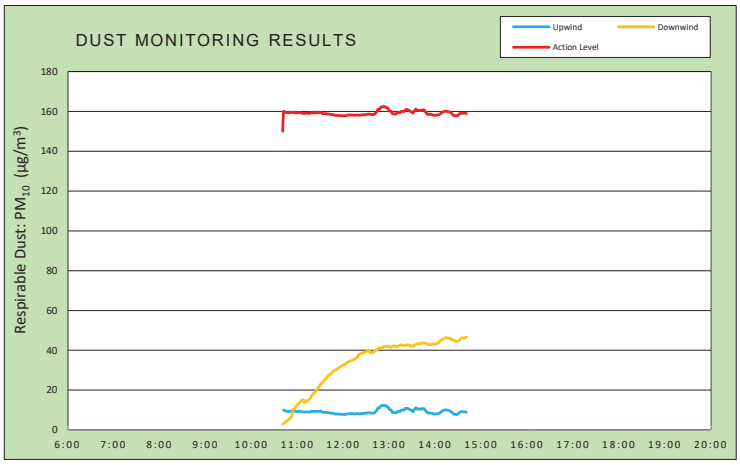

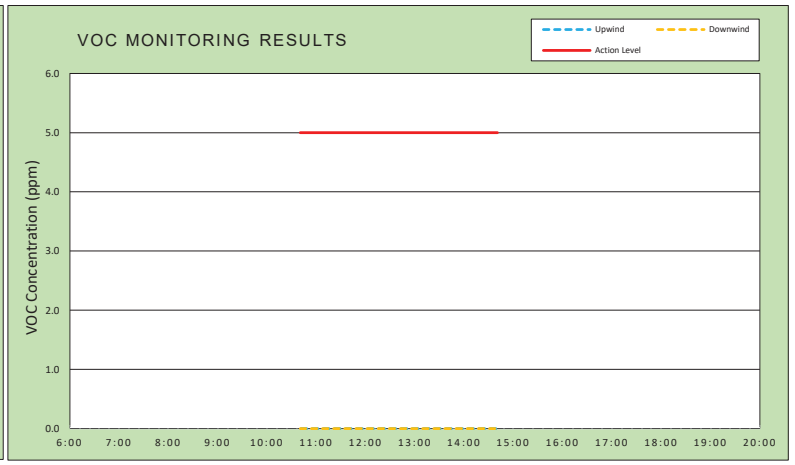

Air Monitoring Notes:

Weather Notes:

EMILCOTT
A Triumvirate Environmental Company

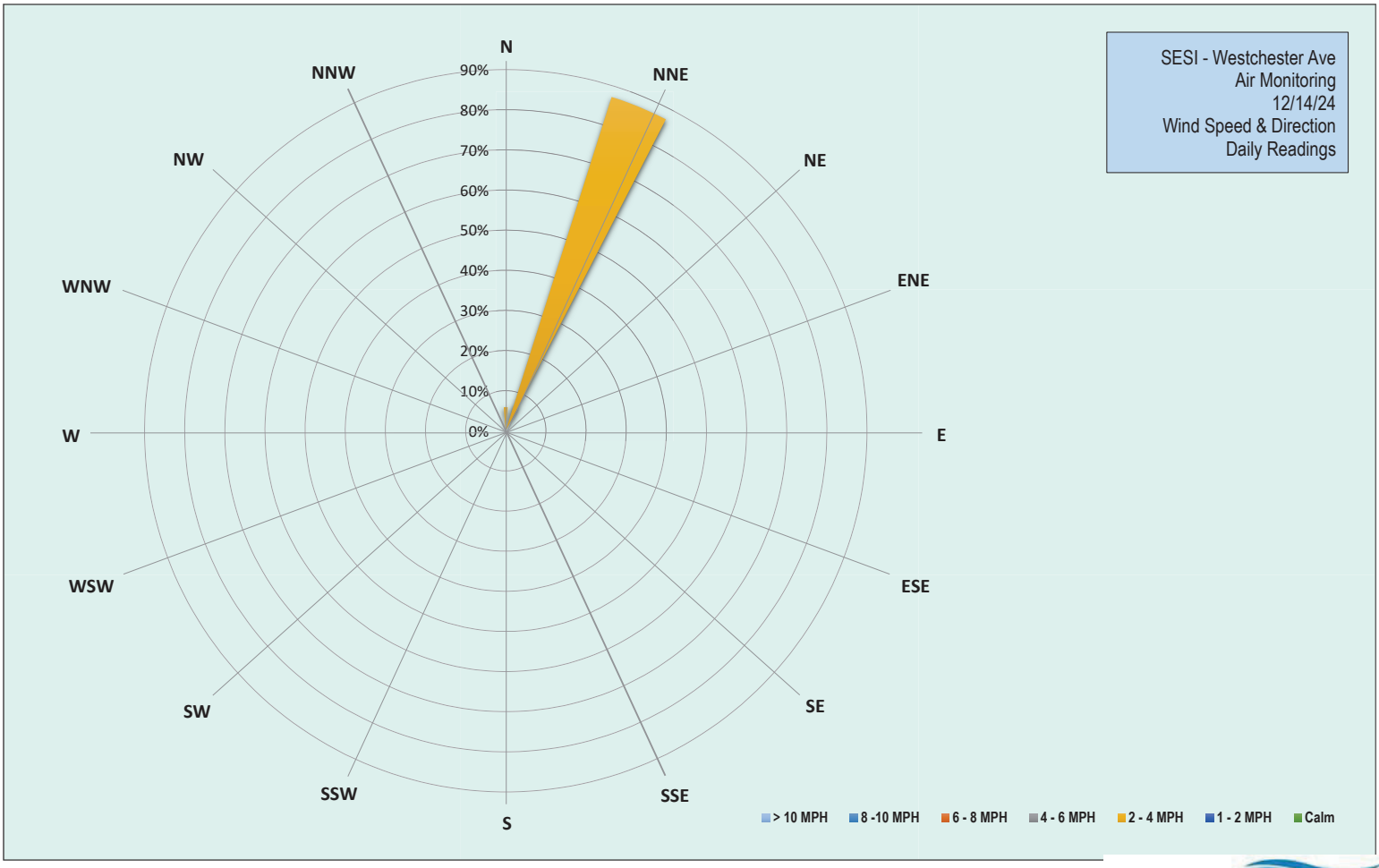

EMILCOTT
A Triumvirate Environmental Company

Grand Union Bowling Alley Site
BCP #360222
150 Westchester Avenue, Port Chester
December 14, 2024

Saturday, December 14, 2024	
Number of Instances Where Downwind Particulates Exceeds Upwind Particulate + 150 =	0
Number of Comparable Data Points =	240
Start Time:	10:26
End Time:	14:41

PARTICULATE DATA

Upwind			Downwind			
Time	Concentration (ug/m^3)	15-Min Avg Concentration (ug/m^3)	Time	Concentration (ug/m^3)	15-Min Avg Concentration (ug/m^3)	Exceeds Particulate Alarm Limit
10:26	-	-	10:26	0.0	-	-
10:27	12.0	-	10:27	0.2	-	-
10:28	11.5	-	10:28	0.4	-	-
10:29	11.3	-	10:29	0.6	-	-
10:30	12.3	-	10:30	3.0	-	-
10:31	10.3	-	10:31	2.6	-	-
10:32	10.0	-	10:32	2.4	-	-
10:33	9.8	-	10:33	1.8	-	-
10:34	9.8	-	10:34	2.0	-	-
10:35	9.5	-	10:35	3.0	-	-
10:36	9.8	-	10:36	5.2	-	-
10:37	9.0	-	10:37	3.6	-	-
10:38	8.8	-	10:38	2.2	-	-
10:39	9.5	-	10:39	4.2	-	-
10:40	9.8	-	10:40	5.6	-	-
10:41	9.8	-	10:41	5.0	2.8	-
10:42	10.0	10.1	10:42	5.2	3.1	-
10:43	8.5	9.9	10:43	6.6	3.5	-
10:44	9.5	9.7	10:44	6.4	3.9	-
10:45	8.5	9.5	10:45	6.8	4.2	-
10:46	9.5	9.4	10:46	6.8	4.5	-
10:47	9.0	9.4	10:47	6.0	4.7	-
10:48	9.3	9.3	10:48	6.2	5.0	-
10:49	9.8	9.3	10:49	7.0	5.3	-
10:50	9.0	9.3	10:50	7.6	5.6	-
10:51	11.0	9.4	10:51	9.2	5.9	-
10:52	10.5	9.5	10:52	13.5	6.6	-
10:53	9.3	9.5	10:53	13.8	7.3	-
10:54	9.3	9.5	10:54	32.5	9.2	-
10:55	8.8	9.4	10:55	23.0	10.4	-
10:56	9.0	9.4	10:56	9.3	10.7	-
10:57	9.0	9.3	10:57	10.0	11.0	-
10:58	8.5	9.3	10:58	17.0	11.7	-
10:59	8.8	9.3	10:59	15.5	12.3	-
11:00	8.8	9.3	11:00	12.0	12.6	-
11:01	9.0	9.3	11:01	13.0	13.0	-
11:02	11.0	9.4	11:02	11.8	13.4	-
11:03	9.0	9.4	11:03	11.8	13.8	-
11:04	8.8	9.3	11:04	13.0	14.2	-
11:05	8.8	9.3	11:05	13.8	14.6	-
11:06	8.8	9.1	11:06	14.0	14.9	-
11:07	9.3	9.1	11:07	16.3	15.1	-

Grand Union Bowling Alley Site
BCP #360222
150 Westchester Avenue, Port Chester
December 14, 2024

PARTICULATE DATA						
Upwind			Downwind			Exceeds Particulate Alarm Limit
Time	Concentration (ug/m^3)	15-Min Avg Concentration (ug/m^3)	Time	Concentration (ug/m^3)	15-Min Avg Concentration (ug/m^3)	
11:08	8.3	9.0	11:08	14.8	15.2	-
11:09	9.5	9.0	11:09	16.5	14.1	-
11:10	9.3	9.0	11:10	17.0	13.7	-
11:11	9.0	9.0	11:11	16.8	14.2	-
11:12	9.0	9.0	11:12	17.0	14.7	-
11:13	9.5	9.1	11:13	17.5	14.7	-
11:14	8.5	9.1	11:14	17.5	14.8	-
11:15	8.3	9.1	11:15	16.5	15.1	-
11:16	8.3	9.0	11:16	18.8	15.5	-
11:17	12.3	9.1	11:17	19.8	16.1	-
11:18	13.0	9.4	11:18	21.3	16.7	-
11:19	9.0	9.4	11:19	22.0	17.3	-
11:20	8.0	9.3	11:20	20.8	17.8	-
11:21	8.5	9.3	11:21	21.8	18.3	-
11:22	8.3	9.2	11:22	21.5	18.6	-
11:23	9.5	9.3	11:23	21.3	19.1	-
11:24	9.3	9.3	11:24	22.3	19.4	-
11:25	9.0	9.3	11:25	23.3	19.9	-
11:26	9.5	9.3	11:26	25.3	20.4	-
11:27	9.3	9.3	11:27	24.8	20.9	-
11:28	9.3	9.3	11:28	25.3	21.5	-
11:29	10.0	9.4	11:29	27.8	22.1	-
11:30	8.3	9.4	11:30	25.3	22.7	-
11:31	8.5	9.4	11:31	24.8	23.1	-
11:32	8.0	9.2	11:32	26.0	23.5	-
11:33	9.0	8.9	11:33	26.8	23.9	-
11:34	9.0	8.9	11:34	27.8	24.3	-
11:35	8.5	8.9	11:35	28.5	24.8	-
11:36	7.8	8.9	11:36	29.3	25.3	-
11:37	8.5	8.9	11:37	27.8	25.7	-
11:38	8.0	8.8	11:38	28.3	26.2	-
11:39	8.8	8.8	11:39	29.5	26.7	-
11:40	8.3	8.7	11:40	29.5	27.1	-
11:41	8.8	8.7	11:41	30.0	27.4	-
11:42	8.3	8.6	11:42	29.8	27.7	-
11:43	8.8	8.6	11:43	30.8	28.1	-
11:44	8.0	8.4	11:44	30.3	28.3	-
11:45	7.5	8.4	11:45	30.5	28.6	-
11:46	8.5	8.4	11:46	31.3	29.1	-
11:47	7.3	8.3	11:47	31.8	29.4	-
11:48	8.0	8.3	11:48	30.8	29.7	-
11:49	6.8	8.1	11:49	30.8	29.9	-
11:50	7.5	8.0	11:50	31.5	30.1	-
11:51	8.0	8.1	11:51	32.3	30.3	-
11:52	8.0	8.0	11:52	32.5	30.6	-
11:53	7.8	8.0	11:53	32.0	30.9	-
11:54	8.3	8.0	11:54	33.0	31.1	-
11:55	8.3	8.0	11:55	34.3	31.4	-
11:56	8.0	7.9	11:56	33.5	31.7	-

Grand Union Bowling Alley Site
BCP #360222
150 Westchester Avenue, Port Chester
December 14, 2024

PARTICULATE DATA						
Upwind			Downwind			Exceeds Particulate Alarm Limit
Time	Concentration (ug/m^3)	15-Min Avg Concentration (ug/m^3)	Time	Concentration (ug/m^3)	15-Min Avg Concentration (ug/m^3)	
11:57	8.0	7.9	11:57	33.8	31.9	-
11:58	7.3	7.8	11:58	33.8	32.1	-
11:59	8.3	7.8	11:59	34.0	32.4	-
12:00	8.3	7.9	12:00	34.3	32.6	-
12:01	7.3	7.8	12:01	33.3	32.8	-
12:02	7.3	7.8	12:02	34.0	32.9	-
12:03	7.5	7.8	12:03	33.8	33.1	-
12:04	9.3	7.9	12:04	36.3	33.5	-
12:05	9.3	8.0	12:05	37.3	33.9	-
12:06	9.5	8.1	12:06	36.5	34.1	-
12:07	8.3	8.2	12:07	35.3	34.3	-
12:08	8.5	8.2	12:08	34.8	34.5	-
12:09	8.8	8.2	12:09	35.0	34.6	-
12:10	8.0	8.2	12:10	36.3	34.8	-
12:11	7.5	8.2	12:11	35.5	34.9	-
12:12	8.0	8.2	12:12	35.3	35.0	-
12:13	7.3	8.2	12:13	36.3	35.2	-
12:14	7.3	8.1	12:14	38.3	35.5	-
12:15	7.3	8.1	12:15	36.3	35.6	-
12:16	8.3	8.1	12:16	37.0	35.8	-
12:17	7.8	8.2	12:17	38.8	36.2	-
12:18	7.5	8.2	12:18	37.8	36.4	-
12:19	10.0	8.2	12:19	37.5	36.5	-
12:20	8.3	8.1	12:20	55.5	37.7	-
12:21	9.3	8.1	12:21	39.3	37.9	-
12:22	8.5	8.1	12:22	37.8	38.1	-
12:23	8.5	8.1	12:23	37.8	38.3	-
12:24	10.8	8.3	12:24	39.3	38.6	-
12:25	8.5	8.3	12:25	37.8	38.7	-
12:26	7.8	8.3	12:26	37.8	38.8	-
12:27	7.3	8.3	12:27	37.3	38.9	-
12:28	7.8	8.3	12:28	38.3	39.1	-
12:29	9.0	8.4	12:29	39.0	39.1	-
12:30	8.3	8.5	12:30	38.5	39.3	-
12:31	8.3	8.5	12:31	40.3	39.5	-
12:32	8.8	8.6	12:32	40.8	39.6	-
12:33	9.3	8.7	12:33	39.5	39.7	-
12:34	9.3	8.6	12:34	39.5	39.9	-
12:35	8.3	8.6	12:35	39.5	38.8	-
12:36	7.8	8.5	12:36	39.3	38.8	-
12:37	7.8	8.5	12:37	39.0	38.9	-
12:38	8.0	8.4	12:38	39.3	39.0	-
12:39	10.5	8.4	12:39	41.8	39.2	-
12:40	10.5	8.6	12:40	40.0	39.3	-
12:41	8.5	8.6	12:41	43.0	39.7	-
12:42	15.5	9.2	12:42	41.3	39.9	-
12:43	12.0	9.4	12:43	41.5	40.1	-
12:44	16.8	10.0	12:44	41.0	40.3	-
12:45	20.5	10.8	12:45	45.0	40.7	-

Grand Union Bowling Alley Site
BCP #360222
150 Westchester Avenue, Port Chester
December 14, 2024

PARTICULATE DATA						
Upwind			Downwind			Exceeds Particulate Alarm Limit
Time	Concentration (ug/m^3)	15-Min Avg Concentration (ug/m^3)	Time	Concentration (ug/m^3)	15-Min Avg Concentration (ug/m^3)	
12:46	14.3	11.2	12:46	46.3	41.1	-
12:47	8.0	11.1	12:47	41.0	41.1	-
12:48	11.3	11.3	12:48	39.3	41.1	-
12:49	21.8	12.1	12:49	39.3	41.1	-
12:50	10.3	12.2	12:50	40.0	41.1	-
12:51	8.0	12.2	12:51	41.0	41.2	-
12:52	9.0	12.3	12:52	42.0	41.4	-
12:53	9.8	12.4	12:53	43.8	41.7	-
12:54	8.8	12.3	12:54	44.3	41.9	-
12:55	8.3	12.2	12:55	41.0	42.0	-
12:56	8.5	12.2	12:56	40.8	41.8	-
12:57	8.8	11.7	12:57	42.5	41.9	-
12:58	11.0	11.7	12:58	41.5	41.9	-
12:59	12.5	11.4	12:59	43.3	42.1	-
13:00	7.8	10.5	13:00	41.5	41.8	-
13:01	7.5	10.1	13:01	41.0	41.5	-
13:02	7.8	10.1	13:02	43.0	41.6	-
13:03	8.3	9.9	13:03	41.8	41.8	-
13:04	8.3	9.0	13:04	41.8	41.9	-
13:05	7.8	8.8	13:05	42.5	42.1	-
13:06	8.0	8.8	13:06	42.3	42.2	-
13:07	7.8	8.7	13:07	41.5	42.2	-
13:08	8.0	8.6	13:08	40.8	42.0	-
13:09	10.3	8.7	13:09	41.5	41.8	-
13:10	14.8	9.1	13:10	43.0	41.9	-
13:11	9.3	9.2	13:11	42.3	42.0	-
13:12	11.3	9.3	13:12	45.3	42.2	-
13:13	12.8	9.5	13:13	44.8	42.4	-
13:14	10.0	9.3	13:14	45.0	42.5	-
13:15	12.8	9.6	13:15	42.0	42.6	-
13:16	13.0	10.0	13:16	44.0	42.8	-
13:17	8.3	10.0	13:17	41.8	42.7	-
13:18	7.5	10.0	13:18	40.3	42.6	-
13:19	7.8	9.9	13:19	40.0	42.5	-
13:20	9.3	10.0	13:20	42.3	42.4	-
13:21	19.8	10.8	13:21	44.3	42.6	-
13:22	8.3	10.9	13:22	40.8	42.5	-
13:23	8.8	10.9	13:23	44.5	42.8	-
13:24	9.0	10.8	13:24	40.8	42.7	-
13:25	10.5	10.5	13:25	43.3	42.7	-
13:26	9.0	10.5	13:26	42.0	42.7	-
13:27	7.3	10.3	13:27	41.5	42.5	-
13:28	8.3	10.0	13:28	41.3	42.2	-
13:29	7.5	9.8	13:29	42.8	42.1	-
13:30	8.0	9.5	13:30	43.5	42.2	-
13:31	8.5	9.2	13:31	42.0	42.1	-
13:32	19.5	9.9	13:32	45.0	42.3	-
13:33	12.8	10.3	13:33	43.3	42.5	-
13:34	15.0	10.8	13:34	43.5	42.7	-

Grand Union Bowling Alley Site
BCP #360222
150 Westchester Avenue, Port Chester
December 14, 2024

PARTICULATE DATA						
Upwind			Downwind			Exceeds Particulate Alarm Limit
Time	Concentration (ug/m^3)	15-Min Avg Concentration (ug/m^3)	Time	Concentration (ug/m^3)	15-Min Avg Concentration (ug/m^3)	
13:35	15.8	11.2	13:35	48.5	43.1	-
13:36	9.3	10.5	13:36	44.8	43.2	-
13:37	9.0	10.5	13:37	42.5	43.3	-
13:38	8.8	10.5	13:38	42.8	43.2	-
13:39	8.8	10.5	13:39	43.5	43.3	-
13:40	8.3	10.4	13:40	43.0	43.3	-
13:41	9.0	10.4	13:41	42.5	43.4	-
13:42	11.0	10.6	13:42	44.5	43.6	-
13:43	8.5	10.6	13:43	43.0	43.7	-
13:44	8.3	10.7	13:44	43.3	43.7	-
13:45	8.3	10.7	13:45	43.3	43.7	-
13:46	8.0	10.7	13:46	43.5	43.8	-
13:47	8.0	9.9	13:47	42.5	43.6	-
13:48	7.8	9.6	13:48	41.8	43.5	-
13:49	7.5	9.1	13:49	41.5	43.4	-
13:50	8.3	8.6	13:50	43.0	43.0	-
13:51	9.8	8.6	13:51	41.8	42.8	-
13:52	7.8	8.5	13:52	42.3	42.8	-
13:53	7.8	8.5	13:53	43.5	42.9	-
13:54	9.0	8.5	13:54	43.0	42.8	-
13:55	7.8	8.4	13:55	43.5	42.9	-
13:56	8.5	8.4	13:56	43.8	42.9	-
13:57	7.3	8.2	13:57	46.0	43.0	-
13:58	7.3	8.1	13:58	44.8	43.2	-
13:59	7.3	8.0	13:59	42.0	43.1	-
14:00	7.5	8.0	14:00	43.0	43.1	-
14:01	10.8	8.1	14:01	46.3	43.2	-
14:02	7.8	8.1	14:02	45.0	43.4	-
14:03	8.0	8.1	14:03	43.5	43.5	-
14:04	9.3	8.3	14:04	45.8	43.8	-
14:05	10.0	8.4	14:05	45.8	44.0	-
14:06	12.5	8.6	14:06	50.5	44.6	-
14:07	10.8	8.8	14:07	47.5	44.9	-
14:08	14.0	9.2	14:08	46.5	45.1	-
14:09	13.8	9.5	14:09	48.5	45.5	-
14:10	10.3	9.7	14:10	45.8	45.6	-
14:11	10.5	9.8	14:11	47.0	45.9	-
14:12	10.3	10.0	14:12	48.3	46.0	-
14:13	8.3	10.1	14:13	45.8	46.1	-
14:14	8.3	10.1	14:14	45.3	46.3	-
14:15	7.0	10.1	14:15	45.0	46.4	-
14:16	7.5	9.9	14:16	43.3	46.2	-
14:17	7.3	9.8	14:17	43.3	46.1	-
14:18	7.0	9.8	14:18	43.8	46.1	-
14:19	7.3	9.6	14:19	45.8	46.1	-
14:20	7.5	9.5	14:20	43.8	46.0	-
14:21	7.0	9.1	14:21	44.3	45.6	-
14:22	8.0	8.9	14:22	44.3	45.4	-
14:23	7.3	8.5	14:23	45.0	45.3	-

Grand Union Bowling Alley Site
BCP #360222
150 Westchester Avenue, Port Chester
December 14, 2024

PARTICULATE DATA						
Upwind			Downwind			Exceeds Particulate Alarm Limit
Time	Concentration (ug/m^3)	15-Min Avg Concentration (ug/m^3)	Time	Concentration (ug/m^3)	15-Min Avg Concentration (ug/m^3)	
14:24	7.5	8.1	14:24	45.5	45.1	-
14:25	8.5	7.9	14:25	44.0	44.9	-
14:26	10.0	7.9	14:26	44.5	44.8	-
14:27	8.3	7.8	14:27	45.0	44.6	-
14:28	8.5	7.8	14:28	46.3	44.6	-
14:29	8.0	7.8	14:29	46.3	44.7	-
14:30	12.0	8.1	14:30	45.8	44.7	-
14:31	14.3	8.6	14:31	44.8	44.8	-
14:32	10.3	8.8	14:32	49.0	45.2	-
14:33	11.8	9.1	14:33	51.5	45.7	-
14:34	8.3	9.1	14:34	50.8	46.0	-
14:35	7.3	9.1	14:35	46.8	46.2	-
14:36	7.0	9.1	14:36	44.3	46.2	-
14:37	7.3	9.1	14:37	44.0	46.2	-
14:38	7.5	9.1	14:38	45.5	46.3	-
14:39	8.0	9.1	14:39	45.5	46.3	-
14:40	7.5	9.1	14:40	48.5	46.6	-
14:41	7.8	8.9	14:41	46.0	46.7	-

Grand Union Bowling Alley Site
BCP #360222
150 Westchester Avenue, Port Chester
December 14, 2024

Saturday, December 14, 2024						
					Number of Instances Where Downwind VOCs Exceeds Upwind VOCs + 5 =	0
					Number of Comparable Data Points =	240
					Start Time:	10:26
					End Time:	14:41
PID DATA						
Upwind			Downwind			
Time	Concentration (ppm)	15-Min Avg Concentration (ppm)	Time	Concentration (ppm)	15-Min Avg Concentration (ppm)	Exceeds VOC Alarm Limit
10:26	-	-	10:26	0.0	-	-
10:27	0.0	-	10:27	0.0	-	-
10:28	0.0	-	10:28	0.0	-	-
10:29	0.0	-	10:29	0.0	-	-
10:30	0.0	-	10:30	0.0	-	-
10:31	0.0	-	10:31	0.0	-	-
10:32	0.0	-	10:32	0.0	-	-
10:33	0.0	-	10:33	0.0	-	-
10:34	0.0	-	10:34	0.0	-	-
10:35	0.0	-	10:35	0.0	-	-
10:36	0.0	-	10:36	0.0	-	-
10:37	0.0	-	10:37	0.0	-	-
10:38	0.0	-	10:38	0.0	-	-
10:39	0.0	-	10:39	0.0	-	-
10:40	0.0	-	10:40	0.0	-	-
10:41	0.0	-	10:41	0.0	0.0	-
10:42	0.0	0.0	10:42	0.0	0.0	-
10:43	0.0	0.0	10:43	0.0	0.0	-
10:44	0.0	0.0	10:44	0.0	0.0	-
10:45	0.0	0.0	10:45	0.0	0.0	-
10:46	0.0	0.0	10:46	0.0	0.0	-
10:47	0.0	0.0	10:47	0.0	0.0	-
10:48	0.0	0.0	10:48	0.0	0.0	-
10:49	0.0	0.0	10:49	0.0	0.0	-
10:50	0.0	0.0	10:50	0.0	0.0	-
10:51	0.0	0.0	10:51	0.0	0.0	-
10:52	0.0	0.0	10:52	0.0	0.0	-
10:53	0.0	0.0	10:53	0.0	0.0	-
10:54	0.0	0.0	10:54	0.0	0.0	-
10:55	0.0	0.0	10:55	0.0	0.0	-
10:56	0.0	0.0	10:56	0.0	0.0	-
10:57	0.0	0.0	10:57	0.0	0.0	-
10:58	0.0	0.0	10:58	0.0	0.0	-
10:59	0.0	0.0	10:59	0.0	0.0	-
11:00	0.0	0.0	11:00	0.0	0.0	-
11:01	0.0	0.0	11:01	0.0	0.0	-
11:02	0.0	0.0	11:02	0.0	0.0	-
11:03	0.0	0.0	11:03	0.0	0.0	-
11:04	0.0	0.0	11:04	0.0	0.0	-
11:05	0.0	0.0	11:05	0.0	0.0	-
11:06	0.0	0.0	11:06	0.0	0.0	-
11:07	0.0	0.0	11:07	0.0	0.0	-
11:08	0.0	0.0	11:08	0.0	0.0	-

Grand Union Bowling Alley Site
BCP #360222
150 Westchester Avenue, Port Chester
December 14, 2024

PID DATA						
Upwind			Downwind			
Time	Concentration (ppm)	15-Min Avg Concentration (ppm)	Time	Concentration (ppm)	15-Min Avg Concentration (ppm)	Exceeds VOC Alarm Limit
11:09	0.0	0.0	11:09	0.0	0.0	-
11:10	0.0	0.0	11:10	0.0	0.0	-
11:11	0.0	0.0	11:11	0.0	0.0	-
11:12	0.0	0.0	11:12	0.0	0.0	-
11:13	0.0	0.0	11:13	0.0	0.0	-
11:14	0.0	0.0	11:14	0.0	0.0	-
11:15	0.0	0.0	11:15	0.0	0.0	-
11:16	0.0	0.0	11:16	0.0	0.0	-
11:17	0.0	0.0	11:17	0.0	0.0	-
11:18	0.0	0.0	11:18	0.0	0.0	-
11:19	0.0	0.0	11:19	0.0	0.0	-
11:20	0.0	0.0	11:20	0.0	0.0	-
11:21	0.0	0.0	11:21	0.0	0.0	-
11:22	0.0	0.0	11:22	0.0	0.0	-
11:23	0.0	0.0	11:23	0.0	0.0	-
11:24	0.0	0.0	11:24	0.0	0.0	-
11:25	0.0	0.0	11:25	0.0	0.0	-
11:26	0.0	0.0	11:26	0.0	0.0	-
11:27	0.0	0.0	11:27	0.0	0.0	-
11:28	0.0	0.0	11:28	0.0	0.0	-
11:29	0.0	0.0	11:29	0.0	0.0	-
11:30	0.0	0.0	11:30	0.0	0.0	-
11:31	0.0	0.0	11:31	0.0	0.0	-
11:32	0.0	0.0	11:32	0.0	0.0	-
11:33	0.0	0.0	11:33	0.0	0.0	-
11:34	0.0	0.0	11:34	0.0	0.0	-
11:35	0.0	0.0	11:35	0.0	0.0	-
11:36	0.0	0.0	11:36	0.0	0.0	-
11:37	0.0	0.0	11:37	0.0	0.0	-
11:38	0.0	0.0	11:38	0.0	0.0	-
11:39	0.0	0.0	11:39	0.0	0.0	-
11:40	0.0	0.0	11:40	0.0	0.0	-
11:41	0.0	0.0	11:41	0.0	0.0	-
11:42	0.0	0.0	11:42	0.0	0.0	-
11:43	0.0	0.0	11:43	0.0	0.0	-
11:44	0.0	0.0	11:44	0.0	0.0	-
11:45	0.0	0.0	11:45	0.0	0.0	-
11:46	0.0	0.0	11:46	0.0	0.0	-
11:47	0.0	0.0	11:47	0.0	0.0	-
11:48	0.0	0.0	11:48	0.0	0.0	-
11:49	0.0	0.0	11:49	0.0	0.0	-
11:50	0.0	0.0	11:50	0.0	0.0	-
11:51	0.0	0.0	11:51	0.0	0.0	-
11:52	0.0	0.0	11:52	0.0	0.0	-
11:53	0.0	0.0	11:53	0.0	0.0	-
11:54	0.0	0.0	11:54	0.0	0.0	-
11:55	0.0	0.0	11:55	0.0	0.0	-
11:56	0.0	0.0	11:56	0.0	0.0	-
11:57	0.0	0.0	11:57	0.0	0.0	-

Grand Union Bowling Alley Site
BCP #360222
150 Westchester Avenue, Port Chester
December 14, 2024

PID DATA						
Upwind			Downwind			
Time	Concentration (ppm)	15-Min Avg Concentration (ppm)	Time	Concentration (ppm)	15-Min Avg Concentration (ppm)	Exceeds VOC Alarm Limit
11:58	0.0	0.0	11:58	0.0	0.0	-
11:59	0.0	0.0	11:59	0.0	0.0	-
12:00	0.0	0.0	12:00	0.0	0.0	-
12:01	0.0	0.0	12:01	0.0	0.0	-
12:02	0.0	0.0	12:02	0.0	0.0	-
12:03	0.0	0.0	12:03	0.0	0.0	-
12:04	0.0	0.0	12:04	0.0	0.0	-
12:05	0.0	0.0	12:05	0.0	0.0	-
12:06	0.0	0.0	12:06	0.0	0.0	-
12:07	0.0	0.0	12:07	0.0	0.0	-
12:08	0.0	0.0	12:08	0.0	0.0	-
12:09	0.0	0.0	12:09	0.0	0.0	-
12:10	0.0	0.0	12:10	0.0	0.0	-
12:11	0.0	0.0	12:11	0.0	0.0	-
12:12	0.0	0.0	12:12	0.0	0.0	-
12:13	0.0	0.0	12:13	0.0	0.0	-
12:14	0.0	0.0	12:14	0.0	0.0	-
12:15	0.0	0.0	12:15	0.0	0.0	-
12:16	0.0	0.0	12:16	0.0	0.0	-
12:17	0.0	0.0	12:17	0.0	0.0	-
12:18	0.0	0.0	12:18	0.0	0.0	-
12:19	0.0	0.0	12:19	0.0	0.0	-
12:20	0.0	0.0	12:20	0.0	0.0	-
12:21	0.0	0.0	12:21	0.0	0.0	-
12:22	0.0	0.0	12:22	0.0	0.0	-
12:23	0.0	0.0	12:23	0.0	0.0	-
12:24	0.0	0.0	12:24	0.0	0.0	-
12:25	0.0	0.0	12:25	0.0	0.0	-
12:26	0.0	0.0	12:26	0.0	0.0	-
12:27	0.0	0.0	12:27	0.0	0.0	-
12:28	0.0	0.0	12:28	0.0	0.0	-
12:29	0.0	0.0	12:29	0.0	0.0	-
12:30	0.0	0.0	12:30	0.0	0.0	-
12:31	0.0	0.0	12:31	0.0	0.0	-
12:32	0.0	0.0	12:32	0.0	0.0	-
12:33	0.0	0.0	12:33	0.0	0.0	-
12:34	0.0	0.0	12:34	0.0	0.0	-
12:35	0.0	0.0	12:35	0.0	0.0	-
12:36	0.0	0.0	12:36	0.0	0.0	-
12:37	0.0	0.0	12:37	0.0	0.0	-
12:38	0.0	0.0	12:38	0.0	0.0	-
12:39	0.0	0.0	12:39	0.0	0.0	-
12:40	0.0	0.0	12:40	0.0	0.0	-
12:41	0.0	0.0	12:41	0.0	0.0	-
12:42	0.0	0.0	12:42	0.0	0.0	-
12:43	0.0	0.0	12:43	0.0	0.0	-
12:44	0.0	0.0	12:44	0.0	0.0	-
12:45	0.0	0.0	12:45	0.0	0.0	-
12:46	0.0	0.0	12:46	0.0	0.0	-

Grand Union Bowling Alley Site
BCP #360222
150 Westchester Avenue, Port Chester
December 14, 2024

PID DATA						
Upwind			Downwind			
Time	Concentration (ppm)	15-Min Avg Concentration (ppm)	Time	Concentration (ppm)	15-Min Avg Concentration (ppm)	Exceeds VOC Alarm Limit
12:47	0.0	0.0	12:47	0.0	0.0	-
12:48	0.0	0.0	12:48	0.0	0.0	-
12:49	0.0	0.0	12:49	0.0	0.0	-
12:50	0.0	0.0	12:50	0.0	0.0	-
12:51	0.0	0.0	12:51	0.0	0.0	-
12:52	0.0	0.0	12:52	0.0	0.0	-
12:53	0.0	0.0	12:53	0.0	0.0	-
12:54	0.0	0.0	12:54	0.0	0.0	-
12:55	0.0	0.0	12:55	0.0	0.0	-
12:56	0.0	0.0	12:56	0.0	0.0	-
12:57	0.0	0.0	12:57	0.0	0.0	-
12:58	0.0	0.0	12:58	0.0	0.0	-
12:59	0.0	0.0	12:59	0.0	0.0	-
13:00	0.0	0.0	13:00	0.0	0.0	-
13:01	0.0	0.0	13:01	0.0	0.0	-
13:02	0.0	0.0	13:02	0.0	0.0	-
13:03	0.0	0.0	13:03	0.0	0.0	-
13:04	0.0	0.0	13:04	0.0	0.0	-
13:05	0.0	0.0	13:05	0.0	0.0	-
13:06	0.0	0.0	13:06	0.0	0.0	-
13:07	0.0	0.0	13:07	0.0	0.0	-
13:08	0.0	0.0	13:08	0.0	0.0	-
13:09	0.0	0.0	13:09	0.0	0.0	-
13:10	0.0	0.0	13:10	0.0	0.0	-
13:11	0.0	0.0	13:11	0.0	0.0	-
13:12	0.0	0.0	13:12	0.0	0.0	-
13:13	0.0	0.0	13:13	0.0	0.0	-
13:14	0.0	0.0	13:14	0.0	0.0	-
13:15	0.0	0.0	13:15	0.0	0.0	-
13:16	0.0	0.0	13:16	0.0	0.0	-
13:17	0.0	0.0	13:17	0.0	0.0	-
13:18	0.0	0.0	13:18	0.0	0.0	-
13:19	0.0	0.0	13:19	0.0	0.0	-
13:20	0.0	0.0	13:20	0.0	0.0	-
13:21	0.0	0.0	13:21	0.0	0.0	-
13:22	0.0	0.0	13:22	0.0	0.0	-
13:23	0.0	0.0	13:23	0.0	0.0	-
13:24	0.0	0.0	13:24	0.0	0.0	-
13:25	0.0	0.0	13:25	0.0	0.0	-
13:26	0.0	0.0	13:26	0.0	0.0	-
13:27	0.0	0.0	13:27	0.0	0.0	-
13:28	0.0	0.0	13:28	0.0	0.0	-
13:29	0.0	0.0	13:29	0.0	0.0	-
13:30	0.0	0.0	13:30	0.0	0.0	-
13:31	0.0	0.0	13:31	0.0	0.0	-
13:32	0.0	0.0	13:32	0.0	0.0	-
13:33	0.0	0.0	13:33	0.0	0.0	-
13:34	0.0	0.0	13:34	0.0	0.0	-
13:35	0.0	0.0	13:35	0.0	0.0	-

Grand Union Bowling Alley Site
BCP #360222
150 Westchester Avenue, Port Chester
December 14, 2024

PID DATA						
Upwind			Downwind			
Time	Concentration (ppm)	15-Min Avg Concentration (ppm)	Time	Concentration (ppm)	15-Min Avg Concentration (ppm)	Exceeds VOC Alarm Limit
13:36	0.0	0.0	13:36	0.0	0.0	-
13:37	0.0	0.0	13:37	0.0	0.0	-
13:38	0.0	0.0	13:38	0.0	0.0	-
13:39	0.0	0.0	13:39	0.0	0.0	-
13:40	0.0	0.0	13:40	0.0	0.0	-
13:41	0.0	0.0	13:41	0.0	0.0	-
13:42	0.0	0.0	13:42	0.0	0.0	-
13:43	0.0	0.0	13:43	0.0	0.0	-
13:44	0.0	0.0	13:44	0.0	0.0	-
13:45	0.0	0.0	13:45	0.0	0.0	-
13:46	0.0	0.0	13:46	0.0	0.0	-
13:47	0.0	0.0	13:47	0.0	0.0	-
13:48	0.0	0.0	13:48	0.0	0.0	-
13:49	0.0	0.0	13:49	0.0	0.0	-
13:50	0.0	0.0	13:50	0.0	0.0	-
13:51	0.0	0.0	13:51	0.0	0.0	-
13:52	0.0	0.0	13:52	0.0	0.0	-
13:53	0.0	0.0	13:53	0.0	0.0	-
13:54	0.0	0.0	13:54	0.0	0.0	-
13:55	0.0	0.0	13:55	0.0	0.0	-
13:56	0.0	0.0	13:56	0.0	0.0	-
13:57	0.0	0.0	13:57	0.0	0.0	-
13:58	0.0	0.0	13:58	0.0	0.0	-
13:59	0.0	0.0	13:59	0.0	0.0	-
14:00	0.0	0.0	14:00	0.0	0.0	-
14:01	0.0	0.0	14:01	0.0	0.0	-
14:02	0.0	0.0	14:02	0.0	0.0	-
14:03	0.0	0.0	14:03	0.0	0.0	-
14:04	0.0	0.0	14:04	0.0	0.0	-
14:05	0.0	0.0	14:05	0.0	0.0	-
14:06	0.0	0.0	14:06	0.0	0.0	-
14:07	0.0	0.0	14:07	0.0	0.0	-
14:08	0.0	0.0	14:08	0.0	0.0	-
14:09	0.0	0.0	14:09	0.0	0.0	-
14:10	0.0	0.0	14:10	0.0	0.0	-
14:11	0.0	0.0	14:11	0.0	0.0	-
14:12	0.0	0.0	14:12	0.0	0.0	-
14:13	0.0	0.0	14:13	0.0	0.0	-
14:14	0.0	0.0	14:14	0.0	0.0	-
14:15	0.0	0.0	14:15	0.0	0.0	-
14:16	0.0	0.0	14:16	0.0	0.0	-
14:17	0.0	0.0	14:17	0.0	0.0	-
14:18	0.0	0.0	14:18	0.0	0.0	-
14:19	0.0	0.0	14:19	0.0	0.0	-
14:20	0.0	0.0	14:20	0.0	0.0	-
14:21	0.0	0.0	14:21	0.0	0.0	-
14:22	0.0	0.0	14:22	0.0	0.0	-
14:23	0.0	0.0	14:23	0.0	0.0	-
14:24	0.0	0.0	14:24	0.0	0.0	-

Grand Union Bowling Alley Site
BCP #360222
150 Westchester Avenue, Port Chester
December 14, 2024

PID DATA						
Upwind			Downwind			Exceeds VOC Alarm Limit
Time	Concentration (ppm)	15-Min Avg Concentration (ppm)	Time	Concentration (ppm)	15-Min Avg Concentration (ppm)	
14:25	0.0	0.0	14:25	0.0	0.0	-
14:26	0.0	0.0	14:26	0.0	0.0	-
14:27	0.0	0.0	14:27	0.0	0.0	-
14:28	0.0	0.0	14:28	0.0	0.0	-
14:29	0.0	0.0	14:29	0.0	0.0	-
14:30	0.0	0.0	14:30	0.0	0.0	-
14:31	0.0	0.0	14:31	0.0	0.0	-
14:32	0.0	0.0	14:32	0.0	0.0	-
14:33	0.0	0.0	14:33	0.0	0.0	-
14:34	0.0	0.0	14:34	0.0	0.0	-
14:35	0.0	0.0	14:35	0.0	0.0	-
14:36	0.0	0.0	14:36	0.0	0.0	-
14:37	0.0	0.0	14:37	0.0	0.0	-
14:38	0.0	0.0	14:38	0.0	0.0	-
14:39	0.0	0.0	14:39	0.0	0.0	-
14:40	0.0	0.0	14:40	0.0	0.0	-
14:41	0.0	0.0	14:41	0.0	0.0	-

SESI CONSULTING ENGINEERS

959 US-46 Floor 3, Suite 300 - Parsippany-Troy Hills, NJ

DAILY AIR MONITORING REPORT
150 Westchester Avenue
Port Chester, New York

12/17/2024

Rev. No. 0	Page 1 of 2
Project Number: 11895A	
Dust Action Level	150 µg/m^3
VOC Action Level	5 ppm

Weather Data Range for Work Day		Wind Direction	WSW	Relative Humidity (%)	59.0 - 89.0	Daily Rain Total (in)	0.00	Readings in the summary table and graphs below are the reported downwind concentrations.
Temperature (°F)	51.0 - 59.0	Wind Speed (MPH)	3.5 - 8.1	Barometer (inHg)	30.10 - 30.10	Avg. Dew Point Temp (°F)	48.2	

Station Location	Daily Avg. Dust Concentration (µg/m^3)	Max 15-Min Dust Concentration (µg/m^3)	Time of Max Dust Reading	Daily Avg. VOC Concentration (ppm)	Max 15-Min VOC Concentration (ppm)	Time of Max VOC Reading
Upwind	15.2	23.6	9:56	0.0	0.0	9:16
Downwind	52.6	56.4	13:08	0.0	0.0	9:15

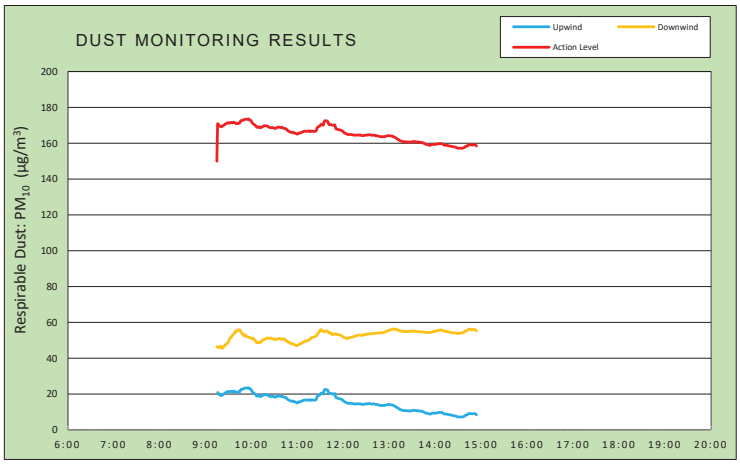

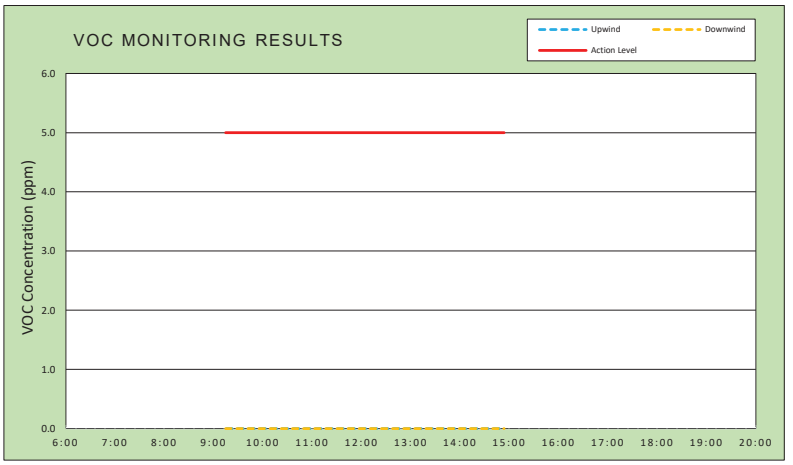

Air Monitoring Notes:

Weather Notes:

EMILCOTT
A Triumvirate Environmental Company

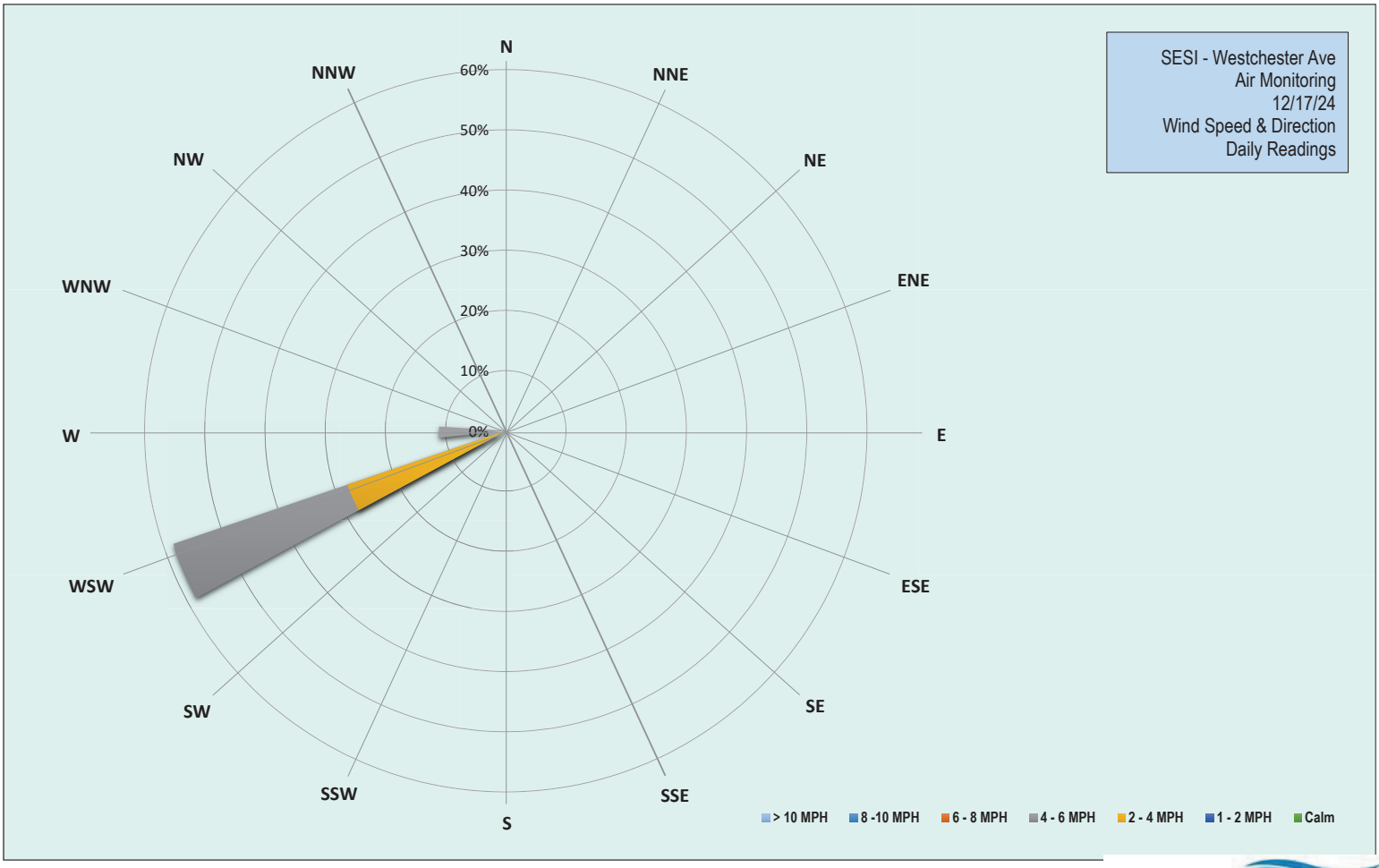

EMILCOTT
A Triumvirate Environmental Company

Grand Union Bowling Alley Site
BCP #360222
150 Westchester Avenue, Port Chester
December 17, 2024

Tuesday, December 17, 2024						
Number of Instances Where Downwind Particulates Exceeds Upwind Particulate + 150 =						0
Number of Comparable Data Points =						339
Start Time:						9:00
End Time:						14:54
PARTICULATE DATA						
Upwind			Downwind			Exceeds Particulate Alarm Limit
Time	Concentration (ug/m^3)	15-Min Avg Concentration (ug/m^3)	Time	Concentration (ug/m^3)	15-Min Avg Concentration (ug/m^3)	
9:00	-	-	9:00	0.0	-	-
9:01	24.0	-	9:01	47.5	-	-
9:02	24.8	-	9:02	49.8	-	-
9:03	28.3	-	9:03	49.5	-	-
9:04	24.0	-	9:04	49.5	-	-
9:05	25.0	-	9:05	45.0	-	-
9:06	24.3	-	9:06	65.0	-	-
9:07	20.8	-	9:07	52.3	-	-
9:08	18.8	-	9:08	41.3	-	-
9:09	19.5	-	9:09	43.5	-	-
9:10	18.0	-	9:10	39.5	-	-
9:11	17.0	-	9:11	41.0	-	-
9:12	18.8	-	9:12	41.8	-	-
9:13	17.3	-	9:13	42.5	-	-
9:14	17.3	-	9:14	43.5	-	-
9:15	20.3	-	9:15	44.8	46.4	-
9:16	20.0	20.9	9:16	46.5	46.4	-
9:17	17.5	20.4	9:17	44.3	46.0	-
9:18	19.0	19.8	9:18	51.0	46.1	-
9:19	20.3	19.6	9:19	52.3	46.3	-
9:20	20.8	19.3	9:20	53.3	46.8	-
9:21	23.3	19.2	9:21	49.0	45.8	-
9:22	24.0	19.4	9:22	50.5	45.6	-
9:23	25.8	19.9	9:23	51.5	46.3	-
9:24	20.3	20.0	9:24	43.0	46.3	-
9:25	23.8	20.3	9:25	52.5	47.2	-
9:26	24.0	20.8	9:26	47.3	47.6	-
9:27	19.8	20.9	9:27	44.8	47.8	-
9:28	21.5	21.2	9:28	47.3	48.1	-
9:29	21.3	21.4	9:29	52.5	48.7	-
9:30	20.5	21.4	9:30	50.5	49.1	-
9:31	16.8	21.2	9:31	62.3	50.1	-
9:32	19.3	21.3	9:32	61.8	51.3	-
9:33	23.8	21.7	9:33	54.0	51.5	-
9:34	17.8	21.5	9:34	60.3	52.0	-
9:35	19.5	21.4	9:35	62.3	52.6	-
9:36	22.8	21.4	9:36	58.8	53.3	-
9:37	29.8	21.8	9:37	54.8	53.6	-
9:38	21.3	21.5	9:38	59.0	54.1	-
9:39	17.3	21.3	9:39	56.8	55.0	-
9:40	18.5	20.9	9:40	50.5	54.8	-
9:41	24.5	20.9	9:41	54.5	55.3	-

Grand Union Bowling Alley Site
BCP #360222
150 Westchester Avenue, Port Chester
December 17, 2024

PARTICULATE DATA						
Upwind			Downwind			Exceeds Particulate Alarm Limit
Time	Concentration (ug/m^3)	15-Min Avg Concentration (ug/m^3)	Time	Concentration (ug/m^3)	15-Min Avg Concentration (ug/m^3)	
9:42	24.3	21.2	9:42	51.5	55.8	-
9:43	20.3	21.2	9:43	47.5	55.8	-
9:44	20.0	21.1	9:44	51.0	55.7	-
9:45	27.8	21.6	9:45	52.8	55.8	-
9:46	29.3	22.4	9:46	49.8	55.0	-
9:47	23.5	22.7	9:47	48.0	54.1	-
9:48	22.5	22.6	9:48	49.8	53.8	-
9:49	22.8	22.9	9:49	54.3	53.4	-
9:50	20.5	23.0	9:50	51.3	52.7	-
9:51	27.0	23.3	9:51	60.8	52.8	-
9:52	32.3	23.4	9:52	59.3	53.1	-
9:53	20.5	23.4	9:53	48.5	52.4	-
9:54	17.0	23.4	9:54	51.3	52.0	-
9:55	17.8	23.3	9:55	48.8	51.9	-
9:56	29.0	23.6	9:56	52.8	51.8	-
9:57	18.3	23.2	9:57	49.0	51.6	-
9:58	17.8	23.1	9:58	46.8	51.6	-
9:59	16.0	22.8	9:59	46.8	51.3	-
10:00	20.5	22.3	10:00	52.0	51.3	-
10:01	17.0	21.5	10:01	47.5	51.1	-
10:02	16.0	21.0	10:02	50.5	51.3	-
10:03	18.3	20.7	10:03	44.8	50.9	-
10:04	16.3	20.3	10:04	44.8	50.3	-
10:05	18.0	20.1	10:05	48.5	50.1	-
10:06	20.0	19.6	10:06	48.3	49.3	-
10:07	21.5	18.9	10:07	48.8	48.6	-
10:08	20.8	18.9	10:08	50.5	48.7	-
10:09	19.0	19.1	10:09	51.0	48.7	-
10:10	20.3	19.2	10:10	51.8	48.9	-
10:11	20.0	18.6	10:11	49.5	48.7	-
10:12	19.0	18.7	10:12	51.8	48.9	-
10:13	20.8	18.9	10:13	53.0	49.3	-
10:14	20.5	19.2	10:14	56.3	49.9	-
10:15	22.0	19.3	10:15	54.0	50.1	-
10:16	21.5	19.6	10:16	53.3	50.4	-
10:17	19.3	19.8	10:17	51.3	50.5	-
10:18	17.5	19.8	10:18	48.8	50.8	-
10:19	15.5	19.7	10:19	48.8	51.0	-
10:20	17.0	19.6	10:20	49.0	51.1	-
10:21	18.3	19.5	10:21	51.3	51.3	-
10:22	18.0	19.3	10:22	50.3	51.4	-
10:23	16.5	19.0	10:23	48.8	51.2	-
10:24	16.3	18.8	10:24	49.0	51.1	-
10:25	18.0	18.7	10:25	52.3	51.1	-
10:26	20.5	18.7	10:26	51.5	51.3	-
10:27	20.3	18.8	10:27	49.3	51.1	-
10:28	19.8	18.7	10:28	48.0	50.8	-
10:29	18.3	18.6	10:29	55.5	50.7	-

Grand Union Bowling Alley Site
BCP #360222
150 Westchester Avenue, Port Chester
December 17, 2024

PARTICULATE DATA						
Upwind			Downwind			Exceeds Particulate Alarm Limit
Time	Concentration (ug/m^3)	15-Min Avg Concentration (ug/m^3)	Time	Concentration (ug/m^3)	15-Min Avg Concentration (ug/m^3)	
10:30	21.3	18.5	10:30	55.3	50.8	-
10:31	17.3	18.2	10:31	48.0	50.5	-
10:32	23.0	18.5	10:32	51.8	50.5	-
10:33	19.3	18.6	10:33	51.5	50.7	-
10:34	18.8	18.8	10:34	48.8	50.7	-
10:35	20.5	19.1	10:35	53.8	51.0	-
10:36	16.8	19.0	10:36	50.0	50.9	-
10:37	17.3	18.9	10:37	52.3	51.0	-
10:38	15.3	18.8	10:38	46.0	50.9	-
10:39	15.0	18.7	10:39	47.3	50.7	-
10:40	21.0	18.9	10:40	51.8	50.7	-
10:41	15.8	18.6	10:41	49.8	50.6	-
10:42	17.3	18.4	10:42	51.5	50.7	-
10:43	17.5	18.3	10:43	48.5	50.8	-
10:44	18.0	18.3	10:44	49.5	50.4	-
10:45	16.5	17.9	10:45	46.3	49.8	-
10:46	15.3	17.8	10:46	48.8	49.8	-
10:47	14.3	17.2	10:47	45.8	49.4	-
10:48	14.8	16.9	10:48	45.3	49.0	-
10:49	16.0	16.7	10:49	49.0	49.0	-
10:50	14.8	16.4	10:50	49.5	48.7	-
10:51	14.8	16.2	10:51	45.5	48.4	-
10:52	15.5	16.1	10:52	46.8	48.1	-
10:53	16.0	16.2	10:53	48.3	48.2	-
10:54	14.8	16.1	10:54	46.0	48.1	-
10:55	15.0	15.7	10:55	46.3	47.8	-
10:56	16.8	15.8	10:56	47.8	47.6	-
10:57	15.5	15.7	10:57	48.3	47.4	-
10:58	14.3	15.5	10:58	47.0	47.3	-
10:59	14.8	15.3	10:59	46.0	47.1	-
11:00	14.8	15.1	11:00	46.8	47.1	-
11:01	17.3	15.3	11:01	50.5	47.2	-
11:02	21.3	15.7	11:02	52.8	47.7	-
11:03	14.8	15.7	11:03	48.5	47.9	-
11:04	15.5	15.7	11:04	49.8	48.0	-
11:05	18.0	15.9	11:05	52.5	48.2	-
11:06	18.3	16.2	11:06	50.5	48.5	-
11:07	18.5	16.4	11:07	51.0	48.8	-
11:08	17.8	16.5	11:08	51.0	49.0	-
11:09	18.5	16.7	11:09	50.8	49.3	-
11:10	15.3	16.7	11:10	50.5	49.6	-
11:11	16.0	16.7	11:11	48.8	49.6	-
11:12	14.5	16.6	11:12	47.8	49.6	-
11:13	15.5	16.7	11:13	48.5	49.7	-
11:14	14.8	16.7	11:14	48.5	49.9	-
11:15	17.3	16.9	11:15	52.5	50.3	-
11:16	15.8	16.8	11:16	52.8	50.4	-
11:17	16.5	16.5	11:17	57.8	50.7	-

Grand Union Bowling Alley Site
BCP #360222
150 Westchester Avenue, Port Chester
December 17, 2024

PARTICULATE DATA						
Upwind			Downwind			Exceeds Particulate Alarm Limit
Time	Concentration (ug/m^3)	15-Min Avg Concentration (ug/m^3)	Time	Concentration (ug/m^3)	15-Min Avg Concentration (ug/m^3)	
11:18	17.8	16.7	11:18	57.0	51.3	-
11:19	18.8	16.9	11:19	54.8	51.6	-
11:20	15.5	16.7	11:20	51.8	51.6	-
11:21	17.5	16.7	11:21	54.0	51.8	-
11:22	18.3	16.6	11:22	52.8	51.9	-
11:23	17.3	16.6	11:23	51.5	52.0	-
11:24	21.3	16.8	11:24	54.0	52.2	-
11:25	22.8	17.3	11:25	56.5	52.6	-
11:26	36.3	18.6	11:26	60.5	53.4	-
11:27	20.5	19.0	11:27	57.3	54.0	-
11:28	20.5	19.4	11:28	54.8	54.4	-
11:29	16.8	19.5	11:29	52.3	54.7	-
11:30	23.3	19.9	11:30	69.5	55.8	-
11:31	24.8	20.5	11:31	55.8	56.0	-
11:32	18.0	20.6	11:32	52.3	55.6	-
11:33	15.0	20.4	11:33	50.3	55.2	-
11:34	14.0	20.1	11:34	49.8	54.9	-
11:35	43.3	22.0	11:35	52.3	54.9	-
11:36	26.8	22.6	11:36	56.8	55.1	-
11:37	16.5	22.5	11:37	52.3	55.0	-
11:38	18.3	22.5	11:38	54.5	55.2	-
11:39	18.8	22.4	11:39	53.3	55.2	-
11:40	17.8	22.0	11:40	53.5	55.0	-
11:41	15.8	20.7	11:41	51.3	54.4	-
11:42	16.5	20.4	11:42	52.8	54.1	-
11:43	19.5	20.3	11:43	55.3	54.1	-
11:44	18.8	20.5	11:44	54.3	54.2	-
11:45	20.0	20.2	11:45	55.3	53.3	-
11:46	22.0	20.1	11:46	55.8	53.3	-
11:47	17.8	20.0	11:47	52.5	53.3	-
11:48	16.8	20.2	11:48	52.5	53.5	-
11:49	16.0	20.3	11:49	52.0	53.6	-
11:50	18.8	18.7	11:50	53.5	53.7	-
11:51	15.5	17.9	11:51	53.3	53.5	-
11:52	16.5	17.9	11:52	51.8	53.4	-
11:53	16.8	17.8	11:53	52.0	53.3	-
11:54	15.5	17.6	11:54	52.0	53.2	-
11:55	15.0	17.4	11:55	51.3	53.0	-
11:56	15.0	17.4	11:56	50.5	53.0	-
11:57	15.5	17.3	11:57	50.3	52.8	-
11:58	15.0	17.0	11:58	50.8	52.5	-
11:59	15.5	16.8	11:59	50.0	52.2	-
12:00	15.0	16.4	12:00	50.5	51.9	-
12:01	14.3	15.9	12:01	50.3	51.5	-
12:02	14.0	15.7	12:02	50.5	51.4	-
12:03	13.8	15.5	12:03	50.3	51.3	-
12:04	14.0	15.3	12:04	51.3	51.2	-
12:05	14.3	15.0	12:05	52.3	51.1	-

Grand Union Bowling Alley Site
BCP #360222
150 Westchester Avenue, Port Chester
December 17, 2024

PARTICULATE DATA						
Upwind			Downwind			Exceeds Particulate Alarm Limit
Time	Concentration (ug/m^3)	15-Min Avg Concentration (ug/m^3)	Time	Concentration (ug/m^3)	15-Min Avg Concentration (ug/m^3)	
12:06	14.0	14.9	12:06	53.3	51.1	-
12:07	15.3	14.9	12:07	55.0	51.3	-
12:08	17.0	14.9	12:08	53.3	51.4	-
12:09	16.3	14.9	12:09	55.0	51.6	-
12:10	14.3	14.9	12:10	52.0	51.7	-
12:11	14.0	14.8	12:11	51.3	51.7	-
12:12	14.0	14.7	12:12	52.0	51.8	-
12:13	15.0	14.7	12:13	53.3	52.0	-
12:14	13.3	14.6	12:14	51.3	52.1	-
12:15	14.0	14.5	12:15	53.0	52.3	-
12:16	14.5	14.5	12:16	53.3	52.5	-
12:17	15.0	14.6	12:17	52.3	52.6	-
12:18	13.5	14.6	12:18	52.8	52.7	-
12:19	14.3	14.6	12:19	53.3	52.9	-
12:20	14.0	14.6	12:20	53.0	52.9	-
12:21	14.3	14.6	12:21	54.5	53.0	-
12:22	16.3	14.6	12:22	53.8	52.9	-
12:23	14.3	14.5	12:23	52.8	52.9	-
12:24	13.8	14.3	12:24	52.8	52.7	-
12:25	14.0	14.3	12:25	52.8	52.8	-
12:26	13.8	14.3	12:26	54.3	53.0	-
12:27	16.0	14.4	12:27	55.8	53.2	-
12:28	15.5	14.4	12:28	53.0	53.2	-
12:29	14.3	14.5	12:29	53.0	53.3	-
12:30	14.8	14.5	12:30	54.3	53.4	-
12:31	14.3	14.5	12:31	53.0	53.4	-
12:32	17.3	14.7	12:32	54.0	53.5	-
12:33	14.3	14.7	12:33	55.3	53.7	-
12:34	13.8	14.7	12:34	52.8	53.7	-
12:35	14.0	14.7	12:35	53.5	53.7	-
12:36	13.5	14.6	12:36	53.8	53.6	-
12:37	14.0	14.5	12:37	54.3	53.7	-
12:38	13.3	14.4	12:38	53.5	53.7	-
12:39	15.5	14.5	12:39	54.8	53.9	-
12:40	14.0	14.5	12:40	53.5	53.9	-
12:41	12.8	14.5	12:41	55.0	54.0	-
12:42	13.5	14.3	12:42	55.5	53.9	-
12:43	14.0	14.2	12:43	53.8	54.0	-
12:44	14.0	14.2	12:44	54.5	54.1	-
12:45	13.3	14.1	12:45	54.0	54.1	-
12:46	13.3	14.0	12:46	54.3	54.2	-
12:47	14.3	13.8	12:47	54.3	54.2	-
12:48	12.8	13.7	12:48	53.5	54.1	-
12:49	13.3	13.7	12:49	54.5	54.2	-
12:50	13.3	13.6	12:50	54.5	54.2	-
12:51	13.8	13.7	12:51	55.3	54.3	-
12:52	13.3	13.6	12:52	54.5	54.4	-
12:53	15.0	13.7	12:53	54.8	54.4	-

Grand Union Bowling Alley Site
BCP #360222
150 Westchester Avenue, Port Chester
December 17, 2024

PARTICULATE DATA						
Upwind			Downwind			Exceeds Particulate Alarm Limit
Time	Concentration (ug/m^3)	15-Min Avg Concentration (ug/m^3)	Time	Concentration (ug/m^3)	15-Min Avg Concentration (ug/m^3)	
12:54	14.8	13.7	12:54	56.3	54.5	-
12:55	15.5	13.8	12:55	58.0	54.8	-
12:56	15.0	13.9	12:56	57.0	55.0	-
12:57	16.3	14.1	12:57	57.5	55.1	-
12:58	15.0	14.2	12:58	56.5	55.3	-
12:59	14.0	14.2	12:59	57.0	55.5	-
13:00	14.0	14.2	13:00	55.8	55.6	-
13:01	12.8	14.2	13:01	57.3	55.8	-
13:02	12.0	14.0	13:02	56.3	55.9	-
13:03	12.5	14.0	13:03	56.0	56.1	-
13:04	12.3	14.0	13:04	57.3	56.3	-
13:05	11.0	13.8	13:05	54.8	56.3	-
13:06	10.5	13.6	13:06	54.5	56.2	-
13:07	10.8	13.4	13:07	54.5	56.2	-
13:08	9.8	13.1	13:08	57.0	56.4	-
13:09	12.8	12.9	13:09	55.0	56.3	-
13:10	9.8	12.6	13:10	53.8	56.0	-
13:11	11.8	12.3	13:11	54.5	55.8	-
13:12	12.5	12.1	13:12	55.5	55.7	-
13:13	9.5	11.7	13:13	53.8	55.5	-
13:14	10.3	11.5	13:14	53.5	55.3	-
13:15	11.5	11.3	13:15	56.3	55.3	-
13:16	11.0	11.2	13:16	55.0	55.2	-
13:17	9.8	11.0	13:17	55.5	55.1	-
13:18	10.5	10.9	13:18	53.5	55.0	-
13:19	11.0	10.8	13:19	56.8	54.9	-
13:20	10.8	10.8	13:20	55.8	55.0	-
13:21	10.8	10.8	13:21	54.8	55.0	-
13:22	9.8	10.8	13:22	54.3	55.0	-
13:23	9.5	10.7	13:23	55.3	54.9	-
13:24	12.5	10.7	13:24	55.8	54.9	-
13:25	9.5	10.7	13:25	54.5	55.0	-
13:26	10.3	10.6	13:26	54.3	55.0	-
13:27	11.3	10.5	13:27	56.0	55.0	-
13:28	10.5	10.6	13:28	56.3	55.2	-
13:29	13.5	10.8	13:29	54.3	55.2	-
13:30	12.0	10.8	13:30	54.5	55.1	-
13:31	11.0	10.8	13:31	56.3	55.2	-
13:32	12.3	11.0	13:32	55.0	55.1	-
13:33	9.5	10.9	13:33	54.8	55.2	-
13:34	9.8	10.9	13:34	54.5	55.1	-
13:35	9.0	10.7	13:35	53.8	54.9	-
13:36	9.5	10.7	13:36	55.0	55.0	-
13:37	11.8	10.8	13:37	53.8	54.9	-
13:38	9.0	10.8	13:38	54.3	54.9	-
13:39	9.5	10.6	13:39	54.0	54.7	-
13:40	10.0	10.6	13:40	55.0	54.8	-
13:41	9.5	10.5	13:41	54.8	54.8	-

Grand Union Bowling Alley Site
BCP #360222
150 Westchester Avenue, Port Chester
December 17, 2024

PARTICULATE DATA						
Upwind			Downwind			Exceeds Particulate Alarm Limit
Time	Concentration (ug/m^3)	15-Min Avg Concentration (ug/m^3)	Time	Concentration (ug/m^3)	15-Min Avg Concentration (ug/m^3)	
13:42	9.8	10.4	13:42	55.0	54.7	-
13:43	10.5	10.4	13:43	54.5	54.6	-
13:44	10.5	10.2	13:44	55.0	54.7	-
13:45	9.0	10.0	13:45	55.3	54.7	-
13:46	8.8	9.9	13:46	54.0	54.6	-
13:47	7.3	9.6	13:47	52.8	54.4	-
13:48	7.8	9.4	13:48	55.3	54.5	-
13:49	8.0	9.3	13:49	54.3	54.4	-
13:50	8.3	9.3	13:50	55.0	54.5	-
13:51	8.3	9.2	13:51	53.3	54.4	-
13:52	8.3	9.0	13:52	53.5	54.4	-
13:53	7.5	8.9	13:53	53.8	54.4	-
13:54	10.8	8.9	13:54	55.5	54.5	-
13:55	12.8	9.1	13:55	57.5	54.6	-
13:56	12.0	9.3	13:56	56.0	54.7	-
13:57	12.0	9.4	13:57	56.8	54.8	-
13:58	10.0	9.4	13:58	55.0	54.9	-
13:59	9.8	9.4	13:59	58.0	55.1	-
14:00	9.0	9.4	14:00	53.8	55.0	-
14:01	9.0	9.4	14:01	56.0	55.1	-
14:02	10.0	9.6	14:02	56.5	55.3	-
14:03	8.3	9.6	14:03	56.8	55.4	-
14:04	10.3	9.7	14:04	55.5	55.5	-
14:05	8.5	9.8	14:05	55.3	55.5	-
14:06	8.3	9.8	14:06	54.8	55.6	-
14:07	8.5	9.8	14:07	55.0	55.7	-
14:08	9.0	9.9	14:08	55.5	55.9	-
14:09	8.5	9.7	14:09	53.5	55.7	-
14:10	9.0	9.5	14:10	53.8	55.5	-
14:11	7.8	9.2	14:11	53.0	55.3	-
14:12	8.0	8.9	14:12	54.3	55.1	-
14:13	9.8	8.9	14:13	55.5	55.1	-
14:14	9.5	8.9	14:14	56.0	55.0	-
14:15	8.5	8.9	14:15	53.8	55.0	-
14:16	7.8	8.8	14:16	54.5	54.9	-
14:17	7.8	8.6	14:17	55.0	54.8	-
14:18	8.0	8.6	14:18	54.5	54.7	-
14:19	7.8	8.4	14:19	54.0	54.6	-
14:20	7.8	8.4	14:20	53.5	54.4	-
14:21	7.3	8.3	14:21	53.5	54.4	-
14:22	7.5	8.3	14:22	53.5	54.3	-
14:23	6.8	8.1	14:23	53.8	54.1	-
14:24	7.5	8.0	14:24	54.0	54.2	-
14:25	6.8	7.9	14:25	54.0	54.2	-
14:26	7.0	7.8	14:26	53.5	54.2	-
14:27	7.0	7.8	14:27	53.3	54.2	-
14:28	6.5	7.6	14:28	53.0	54.0	-
14:29	6.5	7.4	14:29	53.3	53.8	-

Grand Union Bowling Alley Site
BCP #360222
150 Westchester Avenue, Port Chester
December 17, 2024

PARTICULATE DATA						
Upwind			Downwind			Exceeds Particulate Alarm Limit
Time	Concentration (ug/m^3)	15-Min Avg Concentration (ug/m^3)	Time	Concentration (ug/m^3)	15-Min Avg Concentration (ug/m^3)	
14:30	7.0	7.3	14:30	53.5	53.8	-
14:31	7.8	7.3	14:31	55.5	53.9	-
14:32	8.0	7.3	14:32	57.0	54.0	-
14:33	7.8	7.3	14:33	55.3	54.0	-
14:34	7.3	7.2	14:34	55.3	54.1	-
14:35	7.8	7.2	14:35	54.5	54.2	-
14:36	8.5	7.3	14:36	54.5	54.3	-
14:37	8.8	7.4	14:37	55.0	54.4	-
14:38	9.0	7.5	14:38	59.0	54.7	-
14:39	14.3	8.0	14:39	60.5	55.1	-
14:40	10.8	8.3	14:40	55.3	55.2	-
14:41	8.3	8.3	14:41	54.5	55.3	-
14:42	8.0	8.4	14:42	56.3	55.5	-
14:43	15.3	9.0	14:43	59.8	55.9	-
14:44	8.3	9.1	14:44	57.3	56.2	-
14:45	7.8	9.2	14:45	54.3	56.3	-
14:46	8.3	9.2	14:46	54.5	56.2	-
14:47	6.5	9.1	14:47	53.5	56.0	-
14:48	7.5	9.1	14:48	55.3	56.0	-
14:49	7.0	9.1	14:49	54.3	55.9	-
14:50	8.3	9.1	14:50	56.8	56.0	-
14:51	8.8	9.1	14:51	54.5	56.0	-
14:52	8.0	9.1	14:52	55.5	56.1	-
14:53	6.8	8.9	14:53	54.0	55.7	-
14:54	7.5	8.5	14:54	54.0	55.3	-

Grand Union Bowling Alley Site
BCP #360222
150 Westchester Avenue, Port Chester
December 17, 2024

Tuesday, December 17, 2024						
Number of Instances Where Downwind VOCs Exceeds Upwind VOCs + 5 =						0
Number of Comparable Data Points =						339
Start Time:						9:00
End Time:						14:54
PID DATA						
Upwind			Downwind			
Time	Concentration (ppm)	15-Min Avg Concentration (ppm)	Time	Concentration (ppm)	15-Min Avg Concentration (ppm)	Exceeds VOC Alarm Limit
9:00	-	-	9:00	0.0	-	-
9:01	0.0	-	9:01	0.0	-	-
9:02	0.0	-	9:02	0.0	-	-
9:03	0.0	-	9:03	0.0	-	-
9:04	0.0	-	9:04	0.0	-	-
9:05	0.0	-	9:05	0.0	-	-
9:06	0.0	-	9:06	0.0	-	-
9:07	0.0	-	9:07	0.0	-	-
9:08	0.0	-	9:08	0.0	-	-
9:09	0.0	-	9:09	0.0	-	-
9:10	0.0	-	9:10	0.0	-	-
9:11	0.0	-	9:11	0.0	-	-
9:12	0.0	-	9:12	0.0	-	-
9:13	0.0	-	9:13	0.0	-	-
9:14	0.0	-	9:14	0.0	-	-
9:15	0.0	-	9:15	0.0	0.0	-
9:16	0.0	0.0	9:16	0.0	0.0	-
9:17	0.0	0.0	9:17	0.0	0.0	-
9:18	0.0	0.0	9:18	0.0	0.0	-
9:19	0.0	0.0	9:19	0.0	0.0	-
9:20	0.0	0.0	9:20	0.0	0.0	-
9:21	0.0	0.0	9:21	0.0	0.0	-
9:22	0.0	0.0	9:22	0.0	0.0	-
9:23	0.0	0.0	9:23	0.0	0.0	-
9:24	0.0	0.0	9:24	0.0	0.0	-
9:25	0.0	0.0	9:25	0.0	0.0	-
9:26	0.0	0.0	9:26	0.0	0.0	-
9:27	0.0	0.0	9:27	0.0	0.0	-
9:28	0.0	0.0	9:28	0.0	0.0	-
9:29	0.0	0.0	9:29	0.0	0.0	-
9:30	0.0	0.0	9:30	0.0	0.0	-
9:31	0.0	0.0	9:31	0.0	0.0	-
9:32	0.0	0.0	9:32	0.0	0.0	-
9:33	0.0	0.0	9:33	0.0	0.0	-
9:34	0.0	0.0	9:34	0.0	0.0	-
9:35	0.0	0.0	9:35	0.0	0.0	-
9:36	0.0	0.0	9:36	0.0	0.0	-
9:37	0.0	0.0	9:37	0.0	0.0	-
9:38	0.0	0.0	9:38	0.0	0.0	-
9:39	0.0	0.0	9:39	0.0	0.0	-
9:40	0.0	0.0	9:40	0.0	0.0	-
9:41	0.0	0.0	9:41	0.0	0.0	-

Grand Union Bowling Alley Site
BCP #360222
150 Westchester Avenue, Port Chester
December 17, 2024

PID DATA						
Upwind			Downwind			
Time	Concentration (ppm)	15-Min Avg Concentration (ppm)	Time	Concentration (ppm)	15-Min Avg Concentration (ppm)	Exceeds VOC Alarm Limit
9:42	0.0	0.0	9:42	0.0	0.0	-
9:43	0.0	0.0	9:43	0.0	0.0	-
9:44	0.0	0.0	9:44	0.0	0.0	-
9:45	0.0	0.0	9:45	0.0	0.0	-
9:46	0.0	0.0	9:46	0.0	0.0	-
9:47	0.0	0.0	9:47	0.0	0.0	-
9:48	0.0	0.0	9:48	0.0	0.0	-
9:49	0.0	0.0	9:49	0.0	0.0	-
9:50	0.0	0.0	9:50	0.0	0.0	-
9:51	0.0	0.0	9:51	0.0	0.0	-
9:52	0.0	0.0	9:52	0.0	0.0	-
9:53	0.0	0.0	9:53	0.0	0.0	-
9:54	0.0	0.0	9:54	0.0	0.0	-
9:55	0.0	0.0	9:55	0.0	0.0	-
9:56	0.0	0.0	9:56	0.0	0.0	-
9:57	0.0	0.0	9:57	0.0	0.0	-
9:58	0.0	0.0	9:58	0.0	0.0	-
9:59	0.0	0.0	9:59	0.0	0.0	-
10:00	0.0	0.0	10:00	0.0	0.0	-
10:01	0.0	0.0	10:01	0.0	0.0	-
10:02	0.0	0.0	10:02	0.0	0.0	-
10:03	0.0	0.0	10:03	0.0	0.0	-
10:04	0.0	0.0	10:04	0.0	0.0	-
10:05	0.0	0.0	10:05	0.0	0.0	-
10:06	0.0	0.0	10:06	0.0	0.0	-
10:07	0.0	0.0	10:07	0.0	0.0	-
10:08	0.0	0.0	10:08	0.0	0.0	-
10:09	0.0	0.0	10:09	0.0	0.0	-
10:10	0.0	0.0	10:10	0.0	0.0	-
10:11	0.0	0.0	10:11	0.0	0.0	-
10:12	0.0	0.0	10:12	0.0	0.0	-
10:13	0.0	0.0	10:13	0.0	0.0	-
10:14	0.0	0.0	10:14	0.0	0.0	-
10:15	0.0	0.0	10:15	0.0	0.0	-
10:16	0.0	0.0	10:16	0.0	0.0	-
10:17	0.0	0.0	10:17	0.0	0.0	-
10:18	0.0	0.0	10:18	0.0	0.0	-
10:19	0.0	0.0	10:19	0.0	0.0	-
10:20	0.0	0.0	10:20	0.0	0.0	-
10:21	0.0	0.0	10:21	0.0	0.0	-
10:22	0.0	0.0	10:22	0.0	0.0	-
10:23	0.0	0.0	10:23	0.0	0.0	-
10:24	0.0	0.0	10:24	0.0	0.0	-
10:25	0.0	0.0	10:25	0.0	0.0	-
10:26	0.0	0.0	10:26	0.0	0.0	-
10:27	0.0	0.0	10:27	0.0	0.0	-
10:28	0.0	0.0	10:28	0.0	0.0	-
10:29	0.0	0.0	10:29	0.0	0.0	-

Grand Union Bowling Alley Site
BCP #360222
150 Westchester Avenue, Port Chester
December 17, 2024

PID DATA						
Upwind			Downwind			
Time	Concentration (ppm)	15-Min Avg Concentration (ppm)	Time	Concentration (ppm)	15-Min Avg Concentration (ppm)	Exceeds VOC Alarm Limit
10:30	0.0	0.0	10:30	0.0	0.0	-
10:31	0.0	0.0	10:31	0.0	0.0	-
10:32	0.0	0.0	10:32	0.0	0.0	-
10:33	0.0	0.0	10:33	0.0	0.0	-
10:34	0.0	0.0	10:34	0.0	0.0	-
10:35	0.0	0.0	10:35	0.0	0.0	-
10:36	0.0	0.0	10:36	0.0	0.0	-
10:37	0.0	0.0	10:37	0.0	0.0	-
10:38	0.0	0.0	10:38	0.0	0.0	-
10:39	0.0	0.0	10:39	0.0	0.0	-
10:40	0.0	0.0	10:40	0.0	0.0	-
10:41	0.0	0.0	10:41	0.0	0.0	-
10:42	0.0	0.0	10:42	0.0	0.0	-
10:43	0.0	0.0	10:43	0.0	0.0	-
10:44	0.0	0.0	10:44	0.0	0.0	-
10:45	0.0	0.0	10:45	0.0	0.0	-
10:46	0.0	0.0	10:46	0.0	0.0	-
10:47	0.0	0.0	10:47	0.0	0.0	-
10:48	0.0	0.0	10:48	0.0	0.0	-
10:49	0.0	0.0	10:49	0.0	0.0	-
10:50	0.0	0.0	10:50	0.0	0.0	-
10:51	0.0	0.0	10:51	0.0	0.0	-
10:52	0.0	0.0	10:52	0.0	0.0	-
10:53	0.0	0.0	10:53	0.0	0.0	-
10:54	0.0	0.0	10:54	0.0	0.0	-
10:55	0.0	0.0	10:55	0.0	0.0	-
10:56	0.0	0.0	10:56	0.0	0.0	-
10:57	0.0	0.0	10:57	0.0	0.0	-
10:58	0.0	0.0	10:58	0.0	0.0	-
10:59	0.0	0.0	10:59	0.0	0.0	-
11:00	0.0	0.0	11:00	0.0	0.0	-
11:01	0.0	0.0	11:01	0.0	0.0	-
11:02	0.0	0.0	11:02	0.0	0.0	-
11:03	0.0	0.0	11:03	0.0	0.0	-
11:04	0.0	0.0	11:04	0.0	0.0	-
11:05	0.0	0.0	11:05	0.0	0.0	-
11:06	0.0	0.0	11:06	0.0	0.0	-
11:07	0.0	0.0	11:07	0.0	0.0	-
11:08	0.0	0.0	11:08	0.0	0.0	-
11:09	0.0	0.0	11:09	0.0	0.0	-
11:10	0.0	0.0	11:10	0.0	0.0	-
11:11	0.0	0.0	11:11	0.0	0.0	-
11:12	0.0	0.0	11:12	0.0	0.0	-
11:13	0.0	0.0	11:13	0.0	0.0	-
11:14	0.0	0.0	11:14	0.0	0.0	-
11:15	0.0	0.0	11:15	0.0	0.0	-
11:16	0.0	0.0	11:16	0.0	0.0	-
11:17	0.0	0.0	11:17	0.0	0.0	-

Grand Union Bowling Alley Site
BCP #360222
150 Westchester Avenue, Port Chester
December 17, 2024

PID DATA						
Upwind			Downwind			
Time	Concentration (ppm)	15-Min Avg Concentration (ppm)	Time	Concentration (ppm)	15-Min Avg Concentration (ppm)	Exceeds VOC Alarm Limit
11:18	0.0	0.0	11:18	0.0	0.0	-
11:19	0.0	0.0	11:19	0.0	0.0	-
11:20	0.0	0.0	11:20	0.0	0.0	-
11:21	0.0	0.0	11:21	0.0	0.0	-
11:22	0.0	0.0	11:22	0.0	0.0	-
11:23	0.0	0.0	11:23	0.0	0.0	-
11:24	0.0	0.0	11:24	0.0	0.0	-
11:25	0.0	0.0	11:25	0.0	0.0	-
11:26	0.0	0.0	11:26	0.0	0.0	-
11:27	0.0	0.0	11:27	0.0	0.0	-
11:28	0.0	0.0	11:28	0.0	0.0	-
11:29	0.0	0.0	11:29	0.0	0.0	-
11:30	0.0	0.0	11:30	0.0	0.0	-
11:31	0.0	0.0	11:31	0.0	0.0	-
11:32	0.0	0.0	11:32	0.0	0.0	-
11:33	0.0	0.0	11:33	0.0	0.0	-
11:34	0.0	0.0	11:34	0.0	0.0	-
11:35	0.0	0.0	11:35	0.0	0.0	-
11:36	0.0	0.0	11:36	0.0	0.0	-
11:37	0.0	0.0	11:37	0.0	0.0	-
11:38	0.0	0.0	11:38	0.0	0.0	-
11:39	0.0	0.0	11:39	0.0	0.0	-
11:40	0.0	0.0	11:40	0.0	0.0	-
11:41	0.0	0.0	11:41	0.0	0.0	-
11:42	0.0	0.0	11:42	0.0	0.0	-
11:43	0.0	0.0	11:43	0.0	0.0	-
11:44	0.0	0.0	11:44	0.0	0.0	-
11:45	0.0	0.0	11:45	0.0	0.0	-
11:46	0.0	0.0	11:46	0.0	0.0	-
11:47	0.0	0.0	11:47	0.0	0.0	-
11:48	0.0	0.0	11:48	0.0	0.0	-
11:49	0.0	0.0	11:49	0.0	0.0	-
11:50	0.0	0.0	11:50	0.0	0.0	-
11:51	0.0	0.0	11:51	0.0	0.0	-
11:52	0.0	0.0	11:52	0.0	0.0	-
11:53	0.0	0.0	11:53	0.0	0.0	-
11:54	0.0	0.0	11:54	0.0	0.0	-
11:55	0.0	0.0	11:55	0.0	0.0	-
11:56	0.0	0.0	11:56	0.0	0.0	-
11:57	0.0	0.0	11:57	0.0	0.0	-
11:58	0.0	0.0	11:58	0.0	0.0	-
11:59	0.0	0.0	11:59	0.0	0.0	-
12:00	0.0	0.0	12:00	0.0	0.0	-
12:01	0.0	0.0	12:01	0.0	0.0	-
12:02	0.0	0.0	12:02	0.0	0.0	-
12:03	0.0	0.0	12:03	0.0	0.0	-
12:04	0.0	0.0	12:04	0.0	0.0	-
12:05	0.0	0.0	12:05	0.0	0.0	-

Grand Union Bowling Alley Site
BCP #360222
150 Westchester Avenue, Port Chester
December 17, 2024

PID DATA						
Upwind			Downwind			
Time	Concentration (ppm)	15-Min Avg Concentration (ppm)	Time	Concentration (ppm)	15-Min Avg Concentration (ppm)	Exceeds VOC Alarm Limit
12:06	0.0	0.0	12:06	0.0	0.0	-
12:07	0.0	0.0	12:07	0.0	0.0	-
12:08	0.0	0.0	12:08	0.0	0.0	-
12:09	0.0	0.0	12:09	0.0	0.0	-
12:10	0.0	0.0	12:10	0.0	0.0	-
12:11	0.0	0.0	12:11	0.0	0.0	-
12:12	0.0	0.0	12:12	0.0	0.0	-
12:13	0.0	0.0	12:13	0.0	0.0	-
12:14	0.0	0.0	12:14	0.0	0.0	-
12:15	0.0	0.0	12:15	0.0	0.0	-
12:16	0.0	0.0	12:16	0.0	0.0	-
12:17	0.0	0.0	12:17	0.0	0.0	-
12:18	0.0	0.0	12:18	0.0	0.0	-
12:19	0.0	0.0	12:19	0.0	0.0	-
12:20	0.0	0.0	12:20	0.0	0.0	-
12:21	0.0	0.0	12:21	0.0	0.0	-
12:22	0.0	0.0	12:22	0.0	0.0	-
12:23	0.0	0.0	12:23	0.0	0.0	-
12:24	0.0	0.0	12:24	0.0	0.0	-
12:25	0.0	0.0	12:25	0.0	0.0	-
12:26	0.0	0.0	12:26	0.0	0.0	-
12:27	0.0	0.0	12:27	0.0	0.0	-
12:28	0.0	0.0	12:28	0.0	0.0	-
12:29	0.0	0.0	12:29	0.0	0.0	-
12:30	0.0	0.0	12:30	0.0	0.0	-
12:31	0.0	0.0	12:31	0.0	0.0	-
12:32	0.0	0.0	12:32	0.0	0.0	-
12:33	0.0	0.0	12:33	0.0	0.0	-
12:34	0.0	0.0	12:34	0.0	0.0	-
12:35	0.0	0.0	12:35	0.0	0.0	-
12:36	0.0	0.0	12:36	0.0	0.0	-
12:37	0.0	0.0	12:37	0.0	0.0	-
12:38	0.0	0.0	12:38	0.0	0.0	-
12:39	0.0	0.0	12:39	0.0	0.0	-
12:40	0.0	0.0	12:40	0.0	0.0	-
12:41	0.0	0.0	12:41	0.0	0.0	-
12:42	0.0	0.0	12:42	0.0	0.0	-
12:43	0.0	0.0	12:43	0.0	0.0	-
12:44	0.0	0.0	12:44	0.0	0.0	-
12:45	0.0	0.0	12:45	0.0	0.0	-
12:46	0.0	0.0	12:46	0.0	0.0	-
12:47	0.0	0.0	12:47	0.0	0.0	-
12:48	0.0	0.0	12:48	0.0	0.0	-
12:49	0.0	0.0	12:49	0.0	0.0	-
12:50	0.0	0.0	12:50	0.0	0.0	-
12:51	0.0	0.0	12:51	0.0	0.0	-
12:52	0.0	0.0	12:52	0.0	0.0	-
12:53	0.0	0.0	12:53	0.0	0.0	-

Grand Union Bowling Alley Site
BCP #360222
150 Westchester Avenue, Port Chester
December 17, 2024

PID DATA						
Upwind			Downwind			
Time	Concentration (ppm)	15-Min Avg Concentration (ppm)	Time	Concentration (ppm)	15-Min Avg Concentration (ppm)	Exceeds VOC Alarm Limit
12:54	0.0	0.0	12:54	0.0	0.0	-
12:55	0.0	0.0	12:55	0.0	0.0	-
12:56	0.0	0.0	12:56	0.0	0.0	-
12:57	0.0	0.0	12:57	0.0	0.0	-
12:58	0.0	0.0	12:58	0.0	0.0	-
12:59	0.0	0.0	12:59	0.0	0.0	-
13:00	0.0	0.0	13:00	0.0	0.0	-
13:01	0.0	0.0	13:01	0.0	0.0	-
13:02	0.0	0.0	13:02	0.0	0.0	-
13:03	0.0	0.0	13:03	0.0	0.0	-
13:04	0.0	0.0	13:04	0.0	0.0	-
13:05	0.0	0.0	13:05	0.0	0.0	-
13:06	0.0	0.0	13:06	0.0	0.0	-
13:07	0.0	0.0	13:07	0.0	0.0	-
13:08	0.0	0.0	13:08	0.0	0.0	-
13:09	0.0	0.0	13:09	0.0	0.0	-
13:10	0.0	0.0	13:10	0.0	0.0	-
13:11	0.0	0.0	13:11	0.0	0.0	-
13:12	0.0	0.0	13:12	0.0	0.0	-
13:13	0.0	0.0	13:13	0.0	0.0	-
13:14	0.0	0.0	13:14	0.0	0.0	-
13:15	0.0	0.0	13:15	0.0	0.0	-
13:16	0.0	0.0	13:16	0.0	0.0	-
13:17	0.0	0.0	13:17	0.0	0.0	-
13:18	0.0	0.0	13:18	0.0	0.0	-
13:19	0.0	0.0	13:19	0.0	0.0	-
13:20	0.0	0.0	13:20	0.0	0.0	-
13:21	0.0	0.0	13:21	0.0	0.0	-
13:22	0.0	0.0	13:22	0.0	0.0	-
13:23	0.0	0.0	13:23	0.0	0.0	-
13:24	0.0	0.0	13:24	0.0	0.0	-
13:25	0.0	0.0	13:25	0.0	0.0	-
13:26	0.0	0.0	13:26	0.0	0.0	-
13:27	0.0	0.0	13:27	0.0	0.0	-
13:28	0.0	0.0	13:28	0.0	0.0	-
13:29	0.0	0.0	13:29	0.0	0.0	-
13:30	0.0	0.0	13:30	0.0	0.0	-
13:31	0.0	0.0	13:31	0.0	0.0	-
13:32	0.0	0.0	13:32	0.0	0.0	-
13:33	0.0	0.0	13:33	0.0	0.0	-
13:34	0.0	0.0	13:34	0.0	0.0	-
13:35	0.0	0.0	13:35	0.0	0.0	-
13:36	0.0	0.0	13:36	0.0	0.0	-
13:37	0.0	0.0	13:37	0.0	0.0	-
13:38	0.0	0.0	13:38	0.0	0.0	-
13:39	0.0	0.0	13:39	0.0	0.0	-
13:40	0.0	0.0	13:40	0.0	0.0	-
13:41	0.0	0.0	13:41	0.0	0.0	-

Grand Union Bowling Alley Site
BCP #360222
150 Westchester Avenue, Port Chester
December 17, 2024

PID DATA						
Upwind			Downwind			
Time	Concentration (ppm)	15-Min Avg Concentration (ppm)	Time	Concentration (ppm)	15-Min Avg Concentration (ppm)	Exceeds VOC Alarm Limit
13:42	0.0	0.0	13:42	0.0	0.0	-
13:43	0.0	0.0	13:43	0.0	0.0	-
13:44	0.0	0.0	13:44	0.0	0.0	-
13:45	0.0	0.0	13:45	0.0	0.0	-
13:46	0.0	0.0	13:46	0.0	0.0	-
13:47	0.0	0.0	13:47	0.0	0.0	-
13:48	0.0	0.0	13:48	0.0	0.0	-
13:49	0.0	0.0	13:49	0.0	0.0	-
13:50	0.0	0.0	13:50	0.0	0.0	-
13:51	0.0	0.0	13:51	0.0	0.0	-
13:52	0.0	0.0	13:52	0.0	0.0	-
13:53	0.0	0.0	13:53	0.0	0.0	-
13:54	0.0	0.0	13:54	0.0	0.0	-
13:55	0.0	0.0	13:55	0.0	0.0	-
13:56	0.0	0.0	13:56	0.0	0.0	-
13:57	0.0	0.0	13:57	0.0	0.0	-
13:58	0.0	0.0	13:58	0.0	0.0	-
13:59	0.0	0.0	13:59	0.0	0.0	-
14:00	0.0	0.0	14:00	0.0	0.0	-
14:01	0.0	0.0	14:01	0.0	0.0	-
14:02	0.0	0.0	14:02	0.0	0.0	-
14:03	0.0	0.0	14:03	0.0	0.0	-
14:04	0.0	0.0	14:04	0.0	0.0	-
14:05	0.0	0.0	14:05	0.0	0.0	-
14:06	0.0	0.0	14:06	0.0	0.0	-
14:07	0.0	0.0	14:07	0.0	0.0	-
14:08	0.0	0.0	14:08	0.0	0.0	-
14:09	0.0	0.0	14:09	0.0	0.0	-
14:10	0.0	0.0	14:10	0.0	0.0	-
14:11	0.0	0.0	14:11	0.0	0.0	-
14:12	0.0	0.0	14:12	0.0	0.0	-
14:13	0.0	0.0	14:13	0.0	0.0	-
14:14	0.0	0.0	14:14	0.0	0.0	-
14:15	0.0	0.0	14:15	0.0	0.0	-
14:16	0.0	0.0	14:16	0.0	0.0	-
14:17	0.0	0.0	14:17	0.0	0.0	-
14:18	0.0	0.0	14:18	0.0	0.0	-
14:19	0.0	0.0	14:19	0.0	0.0	-
14:20	0.0	0.0	14:20	0.0	0.0	-
14:21	0.0	0.0	14:21	0.0	0.0	-
14:22	0.0	0.0	14:22	0.0	0.0	-
14:23	0.0	0.0	14:23	0.0	0.0	-
14:24	0.0	0.0	14:24	0.0	0.0	-
14:25	0.0	0.0	14:25	0.0	0.0	-
14:26	0.0	0.0	14:26	0.0	0.0	-
14:27	0.0	0.0	14:27	0.0	0.0	-
14:28	0.0	0.0	14:28	0.0	0.0	-
14:29	0.0	0.0	14:29	0.0	0.0	-

Grand Union Bowling Alley Site
BCP #360222
150 Westchester Avenue, Port Chester
December 17, 2024

PID DATA						
Upwind			Downwind			
Time	Concentration (ppm)	15-Min Avg Concentration (ppm)	Time	Concentration (ppm)	15-Min Avg Concentration (ppm)	Exceeds VOC Alarm Limit
14:30	0.0	0.0	14:30	0.0	0.0	-
14:31	0.0	0.0	14:31	0.0	0.0	-
14:32	0.0	0.0	14:32	0.0	0.0	-
14:33	0.0	0.0	14:33	0.0	0.0	-
14:34	0.0	0.0	14:34	0.0	0.0	-
14:35	0.0	0.0	14:35	0.0	0.0	-
14:36	0.0	0.0	14:36	0.0	0.0	-
14:37	0.0	0.0	14:37	0.0	0.0	-
14:38	0.0	0.0	14:38	0.0	0.0	-
14:39	0.0	0.0	14:39	0.0	0.0	-
14:40	0.0	0.0	14:40	0.0	0.0	-
14:41	0.0	0.0	14:41	0.0	0.0	-
14:42	0.0	0.0	14:42	0.0	0.0	-
14:43	0.0	0.0	14:43	0.0	0.0	-
14:44	0.0	0.0	14:44	0.0	0.0	-
14:45	0.0	0.0	14:45	0.0	0.0	-
14:46	0.0	0.0	14:46	0.0	0.0	-
14:47	0.0	0.0	14:47	0.0	0.0	-
14:48	0.0	0.0	14:48	0.0	0.0	-
14:49	0.0	0.0	14:49	0.0	0.0	-
14:50	0.0	0.0	14:50	0.0	0.0	-
14:51	0.0	0.0	14:51	0.0	0.0	-
14:52	0.0	0.0	14:52	0.0	0.0	-
14:53	0.0	0.0	14:53	0.0	0.0	-
14:54	0.0	0.0	14:54	0.0	0.0	-

SESI CONSULTING ENGINEERS

959 US-46 Floor 3, Suite 300 - Parsippany-Troy Hills, NJ

DAILY AIR MONITORING REPORT
150 Westchester Avenue
Port Chester, New York

12/18/2024

Rev. No. 0	Page 1 of 2
Project Number: 11895A	
Dust Action Level	150 µg/m^3
VOC Action Level	5 ppm

Weather Data Range for Work Day		Wind Direction	SSW	Relative Humidity (%)	55.0 - 85.0	Daily Rain Total (in)	0.00	Readings in the summary table and graphs below are the reported downwind concentrations.
Temperature (°F)	43.0 - 54.0	Wind Speed (MPH)	0.6 - 3.2	Barometer (inHg)	30.20 - 30.30	Avg. Dew Point Temp (°F)	38.5	

Station Location	Daily Avg. Dust Concentration (µg/m^3)	Max 15-Min Dust Concentration (µg/m^3)	Time of Max Dust Reading	Daily Avg. VOC Concentration (ppm)	Max 15-Min VOC Concentration (ppm)	Time of Max VOC Reading
Upwind	48.6	60.6	14:12	0.0	0.0	10:30
Downwind	17.8	32.2	12:29	0.0	0.0	10:30

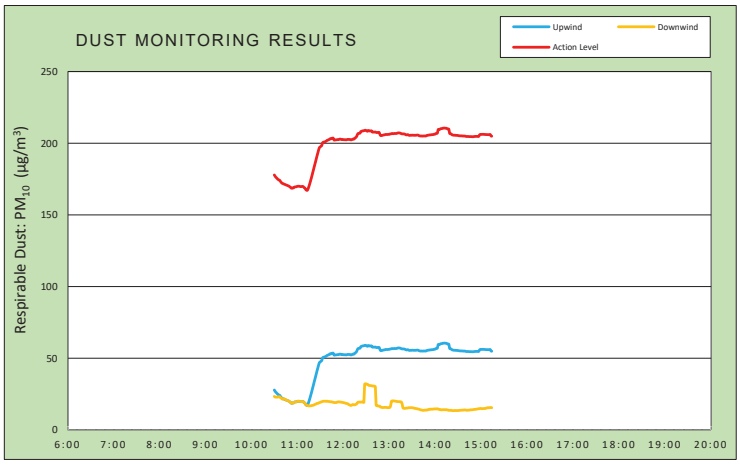

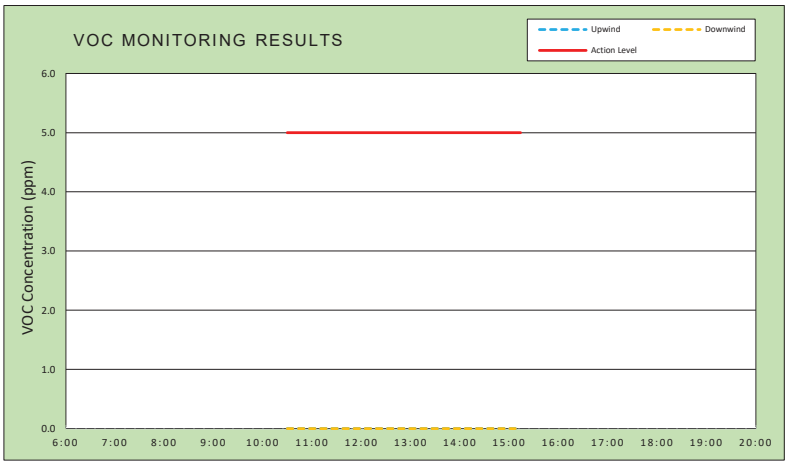

Air Monitoring Notes:

Weather Notes:

EMILCOTT
A Triumvirate Environmental Company

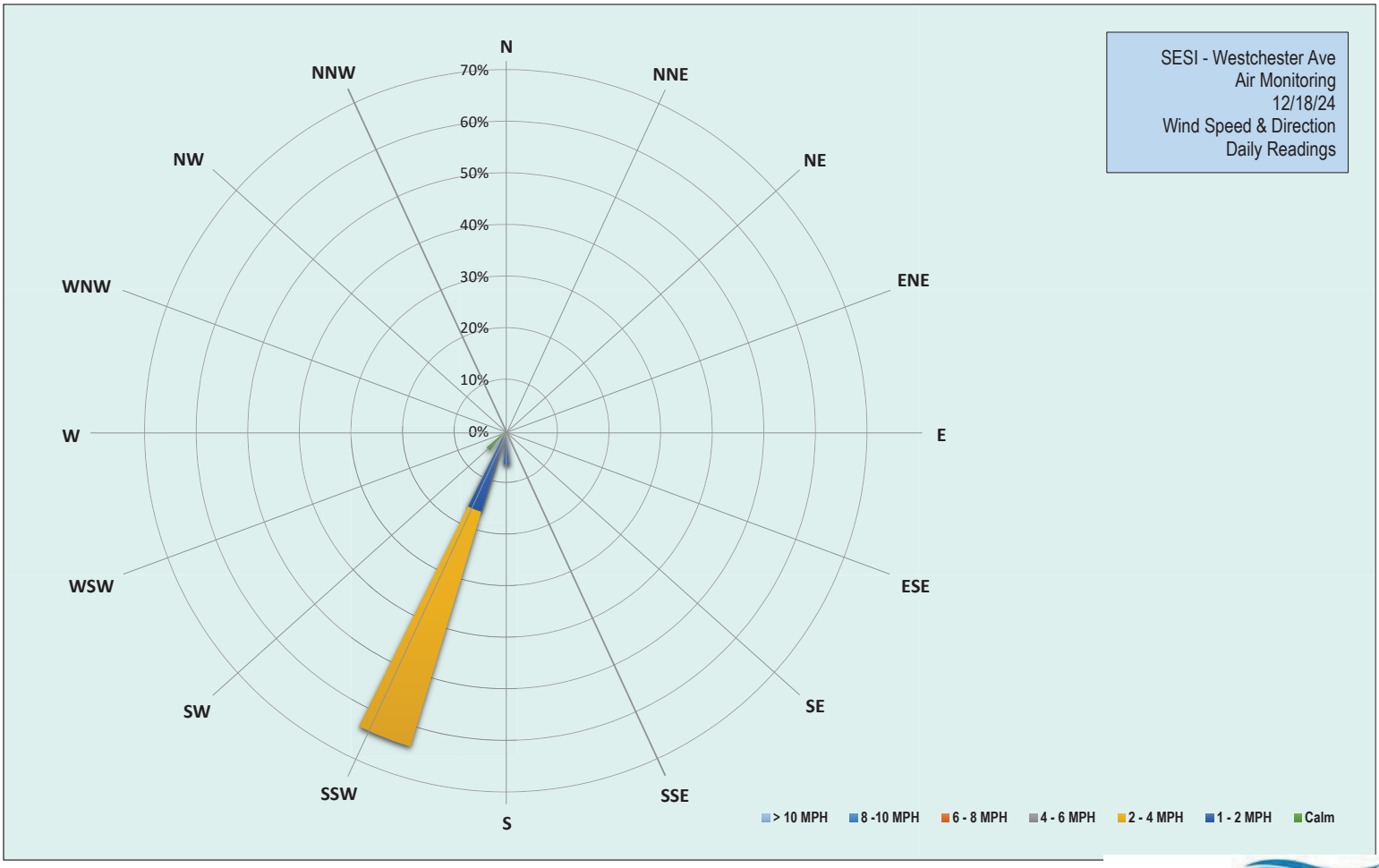

EMILCOTT
A Triumvirate Environmental Company

Grand Union Bowling Alley Site
BCP #360222
150 Westchester Avenue, Port Chester
December 18, 2024

December 18, 204						
Number of Instances Where Downwind Particulates Exceeds Upwind Particulate + 150 =						0
Number of Comparable Data Points =						285
Start Time:						10:15
End Time:						15:14
PARTICULATE DATA						
Upwind			Downwind			Exceeds Particulate Alarm Limit
Time	Concentration (ug/m^3)	15-Min Avg Concentration (ug/m^3)	Time	Concentration (ug/m^3)	15-Min Avg Concentration (ug/m^3)	
10:15	33.0	-	10:15	18.3	-	-
10:16	32.5	-	10:16	24.8	-	-
10:17	30.8	-	10:17	22.3	-	-
10:18	28.3	-	10:18	20.8	-	-
10:19	30.8	-	10:19	21.3	-	-
10:20	29.5	-	10:20	21.3	-	-
10:21	27.8	-	10:21	19.0	-	-
10:22	25.3	-	10:22	23.0	-	-
10:23	34.0	-	10:23	31.8	-	-
10:24	30.8	-	10:24	25.8	-	-
10:25	31.0	-	10:25	29.2	-	-
10:26	27.0	-	10:26	28.4	-	-
10:27	26.3	-	10:27	18.8	-	-
10:28	23.5	-	10:28	19.4	-	-
10:29	20.4	-	10:29	21.5	-	-
10:30	20.5	27.9	10:30	23.5	23.4	-
10:31	20.0	27.0	10:31	20.0	23.1	-
10:32	19.8	26.3	10:32	19.8	22.9	-
10:33	20.8	25.8	10:33	20.8	22.9	-
10:34	21.5	25.2	10:34	21.5	22.9	-
10:35	22.5	24.7	10:35	22.5	23.0	-
10:36	22.0	24.3	10:36	22.0	23.2	-
10:37	23.0	24.2	10:37	23.0	23.2	-
10:38	22.0	23.4	10:38	22.0	22.5	-
10:39	21.0	22.7	10:39	21.0	22.2	-
10:40	22.0	22.1	10:40	22.0	21.7	-
10:41	23.8	21.9	10:41	23.8	21.4	-
10:42	22.5	21.7	10:42	22.5	21.7	-
10:43	19.8	21.4	10:43	19.8	21.7	-
10:44	17.3	21.2	10:44	17.3	21.4	-
10:45	16.8	21.0	10:45	16.8	21.0	-
10:46	17.3	20.8	10:46	17.3	20.8	-
10:47	16.8	20.6	10:47	16.8	20.6	-
10:48	17.0	20.3	10:48	17.0	20.3	-
10:49	17.8	20.1	10:49	17.8	20.1	-
10:50	17.0	19.7	10:50	17.0	19.7	-
10:51	15.5	19.3	10:51	15.5	19.3	-
10:52	15.5	18.8	10:52	15.5	18.8	-
10:53	19.5	18.6	10:53	19.5	18.6	-
10:54	26.3	19.0	10:54	26.3	19.0	-
10:55	19.5	18.8	10:55	19.5	18.8	-

Grand Union Bowling Alley Site
BCP #360222
150 Westchester Avenue, Port Chester
December 18, 2024

PARTICULATE DATA						
Upwind			Downwind			Exceeds Particulate Alarm Limit
Time	Concentration (ug/m^3)	15-Min Avg Concentration (ug/m^3)	Time	Concentration (ug/m^3)	15-Min Avg Concentration (ug/m^3)	
10:56	31.0	19.3	10:56	31.0	19.3	-
10:57	26.3	19.5	10:57	26.3	19.5	-
10:58	20.3	19.6	10:58	20.3	19.6	-
10:59	19.0	19.7	10:59	19.0	19.7	-
11:00	20.5	19.9	11:00	20.5	19.9	-
11:01	18.0	20.0	11:01	18.0	20.0	-
11:02	17.3	20.0	11:02	17.3	20.0	-
11:03	15.8	19.9	11:03	15.8	19.9	-
11:04	15.5	19.8	11:04	15.5	19.8	-
11:05	16.5	19.8	11:05	16.5	19.8	-
11:06	17.0	19.9	11:06	17.0	19.9	-
11:07	16.0	19.9	11:07	16.0	19.9	-
11:08	15.8	19.6	11:08	15.8	19.6	-
11:09	16.5	19.0	11:09	16.5	19.0	-
11:10	15.8	18.7	11:10	15.8	18.7	-
11:11	16.5	17.8	11:11	16.5	17.8	-
11:12	19.0	17.3	11:12	19.0	17.3	-
11:13	17.8	17.1	11:13	17.8	17.1	-
11:14	33.0	18.1	11:14	17.3	17.0	-
11:15	42.8	19.5	11:15	17.0	16.8	-
11:16	43.5	21.2	11:16	18.5	16.8	-
11:17	44.8	23.1	11:17	17.5	16.8	-
11:18	44.8	25.0	11:18	17.0	16.9	-
11:19	45.3	27.0	11:19	17.5	17.0	-
11:20	48.3	29.1	11:20	18.0	17.1	-
11:21	47.8	31.2	11:21	18.8	17.3	-
11:22	48.0	33.3	11:22	20.3	17.5	-
11:23	46.5	35.3	11:23	20.0	17.8	-
11:24	47.3	37.4	11:24	18.5	18.0	-
11:25	47.8	39.5	11:25	20.8	18.3	-
11:26	47.5	41.6	11:26	20.5	18.6	-
11:27	48.3	43.5	11:27	19.0	18.6	-
11:28	47.8	45.5	11:28	23.3	18.9	-
11:29	55.5	47.0	11:29	19.0	19.0	-
11:30	49.3	47.5	11:30	20.5	19.3	-
11:31	50.8	48.0	11:31	22.0	19.5	-
11:32	52.0	48.4	11:32	19.8	19.7	-
11:33	72.0	50.3	11:33	20.5	19.9	-
11:34	51.8	50.7	11:34	19.5	20.0	-
11:35	50.5	50.8	11:35	18.5	20.1	-
11:36	50.0	51.0	11:36	18.3	20.0	-
11:37	52.3	51.3	11:37	20.8	20.1	-
11:38	51.0	51.6	11:38	18.8	20.0	-
11:39	53.8	52.0	11:39	20.0	20.1	-
11:40	51.0	52.2	11:40	18.5	19.9	-
11:41	51.0	52.5	11:41	19.5	19.9	-
11:42	52.8	52.8	11:42	18.5	19.8	-
11:43	54.3	53.2	11:43	20.3	19.6	-

Grand Union Bowling Alley Site
BCP #360222
150 Westchester Avenue, Port Chester
December 18, 2024

PARTICULATE DATA						
Upwind			Downwind			Exceeds Particulate Alarm Limit
Time	Concentration (ug/m^3)	15-Min Avg Concentration (ug/m^3)	Time	Concentration (ug/m^3)	15-Min Avg Concentration (ug/m^3)	
11:44	52.8	53.0	11:44	20.0	19.7	-
11:45	55.5	53.4	11:45	19.0	19.6	-
11:46	52.0	53.5	11:46	19.0	19.4	-
11:47	53.3	53.6	11:47	18.8	19.3	-
11:48	51.3	52.2	11:48	18.3	19.2	-
11:49	53.3	52.3	11:49	18.3	19.1	-
11:50	51.3	52.4	11:50	19.0	19.1	-
11:51	50.8	52.4	11:51	18.3	19.1	-
11:52	53.3	52.5	11:52	25.3	19.4	-
11:53	52.5	52.6	11:53	20.3	19.5	-
11:54	52.8	52.5	11:54	21.3	19.6	-
11:55	55.5	52.8	11:55	18.0	19.6	-
11:56	52.3	52.9	11:56	18.0	19.5	-
11:57	50.8	52.8	11:57	18.5	19.5	-
11:58	50.5	52.5	11:58	17.3	19.3	-
11:59	56.0	52.7	11:59	19.5	19.2	-
12:00	52.3	52.5	12:00	16.8	19.1	-
12:01	52.0	52.5	12:01	17.8	19.0	-
12:02	52.3	52.4	12:02	16.0	18.8	-
12:03	52.0	52.5	12:03	16.0	18.7	-
12:04	51.5	52.4	12:04	16.5	18.6	-
12:05	53.8	52.5	12:05	16.5	18.4	-
12:06	53.3	52.7	12:06	16.5	18.3	-
12:07	52.5	52.7	12:07	17.8	17.8	-
12:08	52.0	52.6	12:08	17.0	17.6	-
12:09	52.8	52.6	12:09	16.5	17.2	-
12:10	51.0	52.3	12:10	16.3	17.1	-
12:11	55.0	52.5	12:11	19.8	17.2	-
12:12	53.3	52.7	12:12	24.8	17.7	-
12:13	55.3	53.0	12:13	18.0	17.7	-
12:14	54.0	52.9	12:14	16.3	17.5	-
12:15	60.3	53.4	12:15	18.3	17.6	-
12:16	59.5	53.9	12:16	20.8	17.8	-
12:17	58.8	54.3	12:17	18.3	17.9	-
12:18	67.0	55.3	12:18	24.8	18.5	-
12:19	70.0	56.6	12:19	27.3	19.2	-
12:20	58.3	56.9	12:20	18.8	19.4	-
12:21	54.8	57.0	12:21	17.8	19.5	-
12:22	54.3	57.1	12:22	16.8	19.4	-
12:23	68.0	58.1	12:23	17.8	19.5	-
12:24	55.3	58.3	12:24	16.3	19.4	-
12:25	55.5	58.6	12:25	17.5	19.5	-
12:26	55.5	58.6	12:26	16.8	19.3	-
12:27	55.3	58.8	12:27	23.3	19.2	-
12:28	57.5	58.9	12:28	209.3	32.0	-
12:29	56.5	59.1	12:29	19.3	32.2	-
12:30	56.3	58.8	12:30	17.8	32.1	-
12:31	54.8	58.5	12:31	16.0	31.8	-

Grand Union Bowling Alley Site
BCP #360222
150 Westchester Avenue, Port Chester
December 18, 2024

PARTICULATE DATA						
Upwind			Downwind			Exceeds Particulate Alarm Limit
Time	Concentration (ug/m^3)	15-Min Avg Concentration (ug/m^3)	Time	Concentration (ug/m^3)	15-Min Avg Concentration (ug/m^3)	
12:32	57.0	58.4	12:32	17.5	31.8	-
12:33	75.5	59.0	12:33	17.8	31.3	-
12:34	65.3	58.6	12:34	23.3	31.0	-
12:35	57.5	58.6	12:35	18.0	31.0	-
12:36	55.3	58.6	12:36	16.8	30.9	-
12:37	54.5	58.6	12:37	16.0	30.9	-
12:38	55.3	57.8	12:38	15.3	30.7	-
12:39	55.8	57.8	12:39	16.0	30.7	-
12:40	55.0	57.8	12:40	15.8	30.6	-
12:41	55.3	57.8	12:41	16.3	30.5	-
12:42	56.3	57.8	12:42	17.0	30.1	-
12:43	53.8	57.6	12:43	15.8	17.2	-
12:44	54.3	57.4	12:44	15.5	17.0	-
12:45	57.8	57.5	12:45	14.8	16.8	-
12:46	55.5	57.6	12:46	15.3	16.7	-
12:47	56.0	57.5	12:47	15.5	16.6	-
12:48	54.3	56.1	12:48	15.8	16.5	-
12:49	53.8	55.3	12:49	15.5	15.9	-
12:50	58.3	55.4	12:50	15.8	15.8	-
12:51	56.8	55.5	12:51	15.3	15.7	-
12:52	57.3	55.7	12:52	15.5	15.7	-
12:53	57.5	55.8	12:53	15.8	15.7	-
12:54	56.5	55.9	12:54	16.8	15.7	-
12:55	58.0	56.1	12:55	15.8	15.7	-
12:56	56.5	56.2	12:56	16.5	15.8	-
12:57	55.3	56.1	12:57	15.3	15.6	-
12:58	54.3	56.1	12:58	15.3	15.6	-
12:59	56.0	56.2	12:59	15.0	15.6	-
13:00	57.0	56.2	13:00	16.3	15.7	-
13:01	59.3	56.4	13:01	16.8	15.8	-
13:02	57.0	56.5	13:02	35.5	17.1	-
13:03	56.5	56.7	13:03	59.5	20.0	-
13:04	56.3	56.8	13:04	18.5	20.2	-
13:05	55.8	56.7	13:05	16.8	20.3	-
13:06	57.8	56.7	13:06	15.0	20.3	-
13:07	59.0	56.8	13:07	13.8	20.2	-
13:08	56.8	56.8	13:08	15.0	20.1	-
13:09	56.8	56.8	13:09	14.8	20.0	-
13:10	59.3	56.9	13:10	14.5	19.9	-
13:11	60.0	57.1	13:11	15.0	19.8	-
13:12	56.5	57.2	13:12	15.0	19.8	-
13:13	54.3	57.2	13:13	14.5	19.7	-
13:14	54.5	57.1	13:14	15.3	19.7	-
13:15	54.8	57.0	13:15	14.0	19.6	-
13:16	54.8	56.7	13:16	14.8	19.5	-
13:17	55.8	56.6	13:17	15.3	18.1	-
13:18	55.8	56.5	13:18	19.0	15.4	-
13:19	56.3	56.5	13:19	15.0	15.2	-

Grand Union Bowling Alley Site
BCP #360222
150 Westchester Avenue, Port Chester
December 18, 2024

PARTICULATE DATA						
Upwind			Downwind			Exceeds Particulate Alarm Limit
Time	Concentration (ug/m^3)	15-Min Avg Concentration (ug/m^3)	Time	Concentration (ug/m^3)	15-Min Avg Concentration (ug/m^3)	
13:20	54.3	56.4	13:20	14.8	15.0	-
13:21	54.3	56.2	13:21	15.8	15.1	-
13:22	55.0	55.9	13:22	16.0	15.2	-
13:23	55.3	55.8	13:23	15.0	15.2	-
13:24	59.5	56.0	13:24	15.5	15.3	-
13:25	57.0	55.9	13:25	16.8	15.4	-
13:26	55.5	55.6	13:26	16.5	15.5	-
13:27	55.5	55.5	13:27	14.8	15.5	-
13:28	55.8	55.6	13:28	14.8	15.5	-
13:29	54.0	55.6	13:29	15.3	15.5	-
13:30	56.3	55.7	13:30	13.8	15.5	-
13:31	54.0	55.6	13:31	13.8	15.5	-
13:32	55.3	55.6	13:32	13.3	15.3	-
13:33	55.5	55.6	13:33	15.3	15.1	-
13:34	56.3	55.6	13:34	14.5	15.0	-
13:35	55.0	55.6	13:35	13.8	15.0	-
13:36	55.0	55.7	13:36	13.5	14.8	-
13:37	55.5	55.7	13:37	14.3	14.7	-
13:38	54.3	55.6	13:38	13.0	14.6	-
13:39	54.8	55.3	13:39	14.5	14.5	-
13:40	54.5	55.1	13:40	13.0	14.3	-
13:41	54.3	55.1	13:41	12.8	14.0	-
13:42	56.0	55.1	13:42	13.8	13.9	-
13:43	54.8	55.0	13:43	13.3	13.8	-
13:44	54.3	55.0	13:44	13.0	13.7	-
13:45	56.8	55.1	13:45	14.0	13.7	-
13:46	54.3	55.1	13:46	14.8	13.8	-
13:47	54.8	55.1	13:47	15.3	13.9	-
13:48	55.8	55.1	13:48	13.8	13.8	-
13:49	61.3	55.4	13:49	16.5	13.9	-
13:50	56.3	55.5	13:50	13.8	13.9	-
13:51	57.5	55.7	13:51	18.0	14.2	-
13:52	56.0	55.7	13:52	14.3	14.2	-
13:53	56.0	55.8	13:53	17.3	14.5	-
13:54	55.8	55.9	13:54	13.0	14.4	-
13:55	55.0	55.9	13:55	13.5	14.5	-
13:56	56.0	56.0	13:56	13.8	14.5	-
13:57	55.8	56.0	13:57	13.3	14.5	-
13:58	56.8	56.1	13:58	15.3	14.6	-
13:59	57.0	56.3	13:59	13.8	14.7	-
14:00	56.8	56.3	14:00	13.5	14.6	-
14:01	61.0	56.8	14:01	16.0	14.7	-
14:02	56.3	56.9	14:02	14.0	14.6	-
14:03	58.3	57.0	14:03	15.8	14.8	-
14:04	99.0	59.6	14:04	13.0	14.5	-
14:05	58.0	59.7	14:05	13.0	14.5	-
14:06	57.3	59.7	14:06	12.8	14.1	-
14:07	62.3	60.1	14:07	15.8	14.2	-

Grand Union Bowling Alley Site
BCP #360222
150 Westchester Avenue, Port Chester
December 18, 2024

PARTICULATE DATA						
Upwind			Downwind			Exceeds Particulate Alarm Limit
Time	Concentration (ug/m^3)	15-Min Avg Concentration (ug/m^3)	Time	Concentration (ug/m^3)	15-Min Avg Concentration (ug/m^3)	
14:08	57.8	60.2	14:08	13.3	14.0	-
14:09	56.5	60.2	14:09	14.8	14.1	-
14:10	58.8	60.5	14:10	13.8	14.1	-
14:11	56.3	60.5	14:11	14.0	14.1	-
14:12	57.3	60.6	14:12	14.0	14.2	-
14:13	55.8	60.5	14:13	13.8	14.1	-
14:14	56.0	60.5	14:14	14.8	14.1	-
14:15	56.0	60.4	14:15	13.8	14.2	-
14:16	55.8	60.1	14:16	12.8	13.9	-
14:17	55.0	60.0	14:17	13.3	13.9	-
14:18	55.5	59.8	14:18	12.8	13.7	-
14:19	54.8	56.9	14:19	13.0	13.7	-
14:20	54.8	56.6	14:20	13.0	13.7	-
14:21	55.0	56.5	14:21	13.0	13.7	-
14:22	54.5	56.0	14:22	13.3	13.5	-
14:23	54.8	55.8	14:23	13.0	13.5	-
14:24	54.5	55.6	14:24	13.5	13.4	-
14:25	58.0	55.6	14:25	14.8	13.5	-
14:26	56.8	55.6	14:26	15.3	13.6	-
14:27	55.5	55.5	14:27	13.3	13.5	-
14:28	55.5	55.5	14:28	13.8	13.5	-
14:29	56.0	55.5	14:29	14.0	13.5	-
14:30	54.5	55.4	14:30	14.3	13.5	-
14:31	53.8	55.3	14:31	14.0	13.6	-
14:32	54.3	55.2	14:32	14.3	13.7	-
14:33	54.5	55.1	14:33	13.8	13.7	-
14:34	55.5	55.2	14:34	13.5	13.8	-
14:35	53.8	55.1	14:35	13.5	13.8	-
14:36	54.0	55.1	14:36	13.5	13.8	-
14:37	54.5	55.1	14:37	13.5	13.9	-
14:38	53.8	55.0	14:38	14.8	14.0	-
14:39	55.0	55.0	14:39	13.5	14.0	-
14:40	55.3	54.8	14:40	13.5	13.9	-
14:41	54.8	54.7	14:41	13.5	13.8	-
14:42	55.8	54.7	14:42	13.3	13.8	-
14:43	55.8	54.7	14:43	14.5	13.8	-
14:44	55.0	54.7	14:44	14.3	13.8	-
14:45	53.8	54.6	14:45	15.0	13.9	-
14:46	54.0	54.6	14:46	16.3	14.0	-
14:47	54.0	54.6	14:47	14.3	14.0	-
14:48	54.0	54.6	14:48	14.5	14.1	-
14:49	55.0	54.6	14:49	13.8	14.1	-
14:50	54.3	54.6	14:50	15.0	14.2	-
14:51	55.5	54.7	14:51	15.0	14.3	-
14:52	55.3	54.7	14:52	15.0	14.4	-
14:53	54.5	54.8	14:53	14.8	14.4	-
14:54	55.0	54.8	14:54	15.0	14.5	-
14:55	55.3	54.8	14:55	14.8	14.6	-

Grand Union Bowling Alley Site
BCP #360222
150 Westchester Avenue, Port Chester
December 18, 2024

PARTICULATE DATA						
Upwind			Downwind			Exceeds Particulate Alarm Limit
Time	Concentration (ug/m^3)	15-Min Avg Concentration (ug/m^3)	Time	Concentration (ug/m^3)	15-Min Avg Concentration (ug/m^3)	
14:56	54.8	54.8	14:56	15.3	14.7	-
14:57	55.0	54.7	14:57	15.3	14.8	-
14:58	71.3	55.8	14:58	14.5	14.8	-
14:59	60.5	56.1	14:59	16.3	15.0	-
15:00	54.5	56.2	15:00	14.8	15.0	-
15:01	53.5	56.2	15:01	15.0	14.9	-
15:02	55.3	56.2	15:02	14.0	14.9	-
15:03	53.5	56.2	15:03	15.3	14.9	-
15:04	54.5	56.2	15:04	14.8	15.0	-
15:05	53.5	56.1	15:05	15.3	15.0	-
15:06	55.0	56.1	15:06	15.3	15.0	-
15:07	54.8	56.1	15:07	19.0	15.3	-
15:08	53.8	56.0	15:08	17.3	15.4	-
15:09	55.5	56.0	15:09	15.8	15.5	-
15:10	54.5	56.0	15:10	15.0	15.5	-
15:11	55.3	56.0	15:11	15.8	15.5	-
15:12	57.0	56.2	15:12	16.3	15.6	-
15:13	55.8	55.1	15:13	14.8	15.6	-
15:14	57.8	54.9	15:14	14.8	15.5	-

Grand Union Bowling Alley Site
BCP #360222
150 Westchester Avenue, Port Chester
December 18, 2024

Wednesday, December 18, 2024						
					Number of Instances Where Downwind VOCs Exceeds Upwind VOCs + 5 =	0
					Number of Comparable Data Points =	285
					Start Time:	10:15
					End Time:	15:14
PID DATA						
Upwind			Downwind			
Time	Concentration (ppm)	15-Min Avg Concentration (ppm)	Time	Concentration (ppm)	15-Min Avg Concentration (ppm)	Exceeds VOC Alarm Limit
10:15	0.0	-	10:15	0.0	-	-
10:16	0.0	-	10:16	0.0	-	-
10:17	0.0	-	10:17	0.0	-	-
10:18	0.0	-	10:18	0.0	-	-
10:19	0.0	-	10:19	0.0	-	-
10:20	0.0	-	10:20	0.0	-	-
10:21	0.0	-	10:21	0.0	-	-
10:22	0.0	-	10:22	0.0	-	-
10:23	0.0	-	10:23	0.0	-	-
10:24	0.0	-	10:24	0.0	-	-
10:25	0.0	-	10:25	0.0	-	-
10:26	0.0	-	10:26	0.0	-	-
10:27	0.0	-	10:27	0.0	-	-
10:28	0.0	-	10:28	0.0	-	-
10:29	0.0	-	10:29	0.0	-	-
10:30	0.0	0.0	10:30	0.0	0.0	-
10:31	0.0	0.0	10:31	0.0	0.0	-
10:32	0.0	0.0	10:32	0.0	0.0	-
10:33	0.0	0.0	10:33	0.0	0.0	-
10:34	0.0	0.0	10:34	0.0	0.0	-
10:35	0.0	0.0	10:35	0.0	0.0	-
10:36	0.0	0.0	10:36	0.0	0.0	-
10:37	0.0	0.0	10:37	0.0	0.0	-
10:38	0.0	0.0	10:38	0.0	0.0	-
10:39	0.0	0.0	10:39	0.0	0.0	-
10:40	0.0	0.0	10:40	0.0	0.0	-
10:41	0.0	0.0	10:41	0.0	0.0	-
10:42	0.0	0.0	10:42	0.0	0.0	-
10:43	0.0	0.0	10:43	0.0	0.0	-
10:44	0.0	0.0	10:44	0.0	0.0	-
10:45	0.0	0.0	10:45	0.0	0.0	-
10:46	0.0	0.0	10:46	0.0	0.0	-
10:47	0.0	0.0	10:47	0.0	0.0	-
10:48	0.0	0.0	10:48	0.0	0.0	-
10:49	0.0	0.0	10:49	0.0	0.0	-
10:50	0.0	0.0	10:50	0.0	0.0	-
10:51	0.0	0.0	10:51	0.0	0.0	-
10:52	0.0	0.0	10:52	0.0	0.0	-
10:53	0.0	0.0	10:53	0.0	0.0	-
10:54	0.0	0.0	10:54	0.0	0.0	-
10:55	0.0	0.0	10:55	0.0	0.0	-
10:56	0.0	0.0	10:56	0.0	0.0	-
10:57	0.0	0.0	10:57	0.0	0.0	-

Grand Union Bowling Alley Site
BCP #360222
150 Westchester Avenue, Port Chester
December 18, 2024

PID DATA						
Upwind			Downwind			
Time	Concentration (ppm)	15-Min Avg Concentration (ppm)	Time	Concentration (ppm)	15-Min Avg Concentration (ppm)	Exceeds VOC Alarm Limit
10:58	0.0	0.0	10:58	0.0	0.0	-
10:59	0.0	0.0	10:59	0.0	0.0	-
11:00	0.0	0.0	11:00	0.0	0.0	-
11:01	0.0	0.0	11:01	0.0	0.0	-
11:02	0.0	0.0	11:02	0.0	0.0	-
11:03	0.0	0.0	11:03	0.0	0.0	-
11:04	0.0	0.0	11:04	0.0	0.0	-
11:05	0.0	0.0	11:05	0.0	0.0	-
11:06	0.0	0.0	11:06	0.0	0.0	-
11:07	0.0	0.0	11:07	0.0	0.0	-
11:08	0.0	0.0	11:08	0.0	0.0	-
11:09	0.0	0.0	11:09	0.0	0.0	-
11:10	0.0	0.0	11:10	0.0	0.0	-
11:11	0.0	0.0	11:11	0.0	0.0	-
11:12	0.0	0.0	11:12	0.0	0.0	-
11:13	0.0	0.0	11:13	0.0	0.0	-
11:14	0.0	0.0	11:14	0.0	0.0	-
11:15	0.0	0.0	11:15	0.0	0.0	-
11:16	0.0	0.0	11:16	0.0	0.0	-
11:17	0.0	0.0	11:17	0.0	0.0	-
11:18	0.0	0.0	11:18	0.0	0.0	-
11:19	0.0	0.0	11:19	0.0	0.0	-
11:20	0.0	0.0	11:20	0.0	0.0	-
11:21	0.0	0.0	11:21	0.0	0.0	-
11:22	0.0	0.0	11:22	0.0	0.0	-
11:23	0.0	0.0	11:23	0.0	0.0	-
11:24	0.0	0.0	11:24	0.0	0.0	-
11:25	0.0	0.0	11:25	0.0	0.0	-
11:26	0.0	0.0	11:26	0.0	0.0	-
11:27	0.0	0.0	11:27	0.0	0.0	-
11:28	0.0	0.0	11:28	0.0	0.0	-
11:29	0.0	0.0	11:29	0.0	0.0	-
11:30	0.0	0.0	11:30	0.0	0.0	-
11:31	0.0	0.0	11:31	0.0	0.0	-
11:32	0.0	0.0	11:32	0.0	0.0	-
11:33	0.0	0.0	11:33	0.0	0.0	-
11:34	0.0	0.0	11:34	0.0	0.0	-
11:35	0.0	0.0	11:35	0.0	0.0	-
11:36	0.0	0.0	11:36	0.0	0.0	-
11:37	0.0	0.0	11:37	0.0	0.0	-
11:38	0.0	0.0	11:38	0.0	0.0	-
11:39	0.0	0.0	11:39	0.0	0.0	-
11:40	0.0	0.0	11:40	0.0	0.0	-
11:41	0.0	0.0	11:41	0.0	0.0	-
11:42	0.0	0.0	11:42	0.0	0.0	-
11:43	0.0	0.0	11:43	0.0	0.0	-
11:44	0.0	0.0	11:44	0.0	0.0	-
11:45	0.0	0.0	11:45	0.0	0.0	-

Grand Union Bowling Alley Site
BCP #360222
150 Westchester Avenue, Port Chester
December 18, 2024

PID DATA						
Upwind			Downwind			
Time	Concentration (ppm)	15-Min Avg Concentration (ppm)	Time	Concentration (ppm)	15-Min Avg Concentration (ppm)	Exceeds VOC Alarm Limit
11:46	0.0	0.0	11:46	0.0	0.0	-
11:47	0.0	0.0	11:47	0.0	0.0	-
11:48	0.0	0.0	11:48	0.0	0.0	-
11:49	0.0	0.0	11:49	0.0	0.0	-
11:50	0.0	0.0	11:50	0.0	0.0	-
11:51	0.0	0.0	11:51	0.0	0.0	-
11:52	0.0	0.0	11:52	0.0	0.0	-
11:53	0.0	0.0	11:53	0.0	0.0	-
11:54	0.0	0.0	11:54	0.0	0.0	-
11:55	0.0	0.0	11:55	0.0	0.0	-
11:56	0.0	0.0	11:56	0.0	0.0	-
11:57	0.0	0.0	11:57	0.0	0.0	-
11:58	0.0	0.0	11:58	0.0	0.0	-
11:59	0.0	0.0	11:59	0.0	0.0	-
12:00	0.0	0.0	12:00	0.0	0.0	-
12:01	0.0	0.0	12:01	0.0	0.0	-
12:02	0.0	0.0	12:02	0.0	0.0	-
12:03	0.0	0.0	12:03	0.0	0.0	-
12:04	0.0	0.0	12:04	0.0	0.0	-
12:05	0.0	0.0	12:05	0.0	0.0	-
12:06	0.0	0.0	12:06	0.0	0.0	-
12:07	0.0	0.0	12:07	0.0	0.0	-
12:08	0.0	0.0	12:08	0.0	0.0	-
12:09	0.0	0.0	12:09	0.0	0.0	-
12:10	0.0	0.0	12:10	0.0	0.0	-
12:11	0.0	0.0	12:11	0.0	0.0	-
12:12	0.0	0.0	12:12	0.0	0.0	-
12:13	0.0	0.0	12:13	0.0	0.0	-
12:14	0.0	0.0	12:14	0.0	0.0	-
12:15	0.0	0.0	12:15	0.0	0.0	-
12:16	0.0	0.0	12:16	0.0	0.0	-
12:17	0.0	0.0	12:17	0.0	0.0	-
12:18	0.0	0.0	12:18	0.0	0.0	-
12:19	0.0	0.0	12:19	0.0	0.0	-
12:20	0.0	0.0	12:20	0.0	0.0	-
12:21	0.0	0.0	12:21	0.0	0.0	-
12:22	0.0	0.0	12:22	0.0	0.0	-
12:23	0.0	0.0	12:23	0.0	0.0	-
12:24	0.0	0.0	12:24	0.0	0.0	-
12:25	0.0	0.0	12:25	0.0	0.0	-
12:26	0.0	0.0	12:26	0.0	0.0	-
12:27	0.0	0.0	12:27	0.0	0.0	-
12:28	0.0	0.0	12:28	0.0	0.0	-
12:29	0.0	0.0	12:29	0.0	0.0	-
12:30	0.0	0.0	12:30	0.0	0.0	-
12:31	0.0	0.0	12:31	0.0	0.0	-
12:32	0.0	0.0	12:32	0.0	0.0	-
12:33	0.0	0.0	12:33	0.0	0.0	-

Grand Union Bowling Alley Site
BCP #360222
150 Westchester Avenue, Port Chester
December 18, 2024

PID DATA						
Upwind			Downwind			
Time	Concentration (ppm)	15-Min Avg Concentration (ppm)	Time	Concentration (ppm)	15-Min Avg Concentration (ppm)	Exceeds VOC Alarm Limit
12:34	0.0	0.0	12:34	0.0	0.0	-
12:35	0.0	0.0	12:35	0.0	0.0	-
12:36	0.0	0.0	12:36	0.0	0.0	-
12:37	0.0	0.0	12:37	0.0	0.0	-
12:38	0.0	0.0	12:38	0.0	0.0	-
12:39	0.0	0.0	12:39	0.0	0.0	-
12:40	0.0	0.0	12:40	0.0	0.0	-
12:41	0.0	0.0	12:41	0.0	0.0	-
12:42	0.0	0.0	12:42	0.0	0.0	-
12:43	0.0	0.0	12:43	0.0	0.0	-
12:44	0.0	0.0	12:44	0.0	0.0	-
12:45	0.0	0.0	12:45	0.0	0.0	-
12:46	0.0	0.0	12:46	0.0	0.0	-
12:47	0.0	0.0	12:47	0.0	0.0	-
12:48	0.0	0.0	12:48	0.0	0.0	-
12:49	0.0	0.0	12:49	0.0	0.0	-
12:50	0.0	0.0	12:50	0.0	0.0	-
12:51	0.0	0.0	12:51	0.0	0.0	-
12:52	0.0	0.0	12:52	0.0	0.0	-
12:53	0.0	0.0	12:53	0.0	0.0	-
12:54	0.0	0.0	12:54	0.0	0.0	-
12:55	0.0	0.0	12:55	0.0	0.0	-
12:56	0.0	0.0	12:56	0.0	0.0	-
12:57	0.0	0.0	12:57	0.0	0.0	-
12:58	0.0	0.0	12:58	0.0	0.0	-
12:59	0.0	0.0	12:59	0.0	0.0	-
13:00	0.0	0.0	13:00	0.0	0.0	-
13:01	0.0	0.0	13:01	0.0	0.0	-
13:02	0.0	0.0	13:02	0.0	0.0	-
13:03	0.0	0.0	13:03	0.0	0.0	-
13:04	0.0	0.0	13:04	0.0	0.0	-
13:05	0.0	0.0	13:05	0.0	0.0	-
13:06	0.0	0.0	13:06	0.0	0.0	-
13:07	0.0	0.0	13:07	0.0	0.0	-
13:08	0.0	0.0	13:08	0.0	0.0	-
13:09	0.0	0.0	13:09	0.0	0.0	-
13:10	0.0	0.0	13:10	0.0	0.0	-
13:11	0.0	0.0	13:11	0.0	0.0	-
13:12	0.0	0.0	13:12	0.0	0.0	-
13:13	0.0	0.0	13:13	0.0	0.0	-
13:14	0.0	0.0	13:14	0.0	0.0	-
13:15	0.0	0.0	13:15	0.0	0.0	-
13:16	0.0	0.0	13:16	0.0	0.0	-
13:17	0.0	0.0	13:17	0.0	0.0	-
13:18	0.0	0.0	13:18	0.0	0.0	-
13:19	0.0	0.0	13:19	0.0	0.0	-
13:20	0.0	0.0	13:20	0.0	0.0	-
13:21	0.0	0.0	13:21	0.0	0.0	-

Grand Union Bowling Alley Site
BCP #360222
150 Westchester Avenue, Port Chester
December 18, 2024

PID DATA						
Upwind			Downwind			
Time	Concentration (ppm)	15-Min Avg Concentration (ppm)	Time	Concentration (ppm)	15-Min Avg Concentration (ppm)	Exceeds VOC Alarm Limit
13:22	0.0	0.0	13:22	0.0	0.0	-
13:23	0.0	0.0	13:23	0.0	0.0	-
13:24	0.0	0.0	13:24	0.0	0.0	-
13:25	0.0	0.0	13:25	0.0	0.0	-
13:26	0.0	0.0	13:26	0.0	0.0	-
13:27	0.0	0.0	13:27	0.0	0.0	-
13:28	0.0	0.0	13:28	0.0	0.0	-
13:29	0.0	0.0	13:29	0.0	0.0	-
13:30	0.0	0.0	13:30	0.0	0.0	-
13:31	0.0	0.0	13:31	0.0	0.0	-
13:32	0.0	0.0	13:32	0.0	0.0	-
13:33	0.0	0.0	13:33	0.0	0.0	-
13:34	0.0	0.0	13:34	0.0	0.0	-
13:35	0.0	0.0	13:35	0.0	0.0	-
13:36	0.0	0.0	13:36	0.0	0.0	-
13:37	0.0	0.0	13:37	0.0	0.0	-
13:38	0.0	0.0	13:38	0.0	0.0	-
13:39	0.0	0.0	13:39	0.0	0.0	-
13:40	0.0	0.0	13:40	0.0	0.0	-
13:41	0.0	0.0	13:41	0.0	0.0	-
13:42	0.0	0.0	13:42	0.0	0.0	-
13:43	0.0	0.0	13:43	0.0	0.0	-
13:44	0.0	0.0	13:44	0.0	0.0	-
13:45	0.0	0.0	13:45	0.0	0.0	-
13:46	0.0	0.0	13:46	0.0	0.0	-
13:47	0.0	0.0	13:47	0.0	0.0	-
13:48	0.0	0.0	13:48	0.0	0.0	-
13:49	0.0	0.0	13:49	0.0	0.0	-
13:50	0.0	0.0	13:50	0.0	0.0	-
13:51	0.0	0.0	13:51	0.0	0.0	-
13:52	0.0	0.0	13:52	0.0	0.0	-
13:53	0.0	0.0	13:53	0.0	0.0	-
13:54	0.0	0.0	13:54	0.0	0.0	-
13:55	0.0	0.0	13:55	0.0	0.0	-
13:56	0.0	0.0	13:56	0.0	0.0	-
13:57	0.0	0.0	13:57	0.0	0.0	-
13:58	0.0	0.0	13:58	0.0	0.0	-
13:59	0.0	0.0	13:59	0.0	0.0	-
14:00	0.0	0.0	14:00	0.0	0.0	-
14:01	0.0	0.0	14:01	0.0	0.0	-
14:02	0.0	0.0	14:02	0.0	0.0	-
14:03	0.0	0.0	14:03	0.0	0.0	-
14:04	0.0	0.0	14:04	0.0	0.0	-
14:05	0.0	0.0	14:05	0.0	0.0	-
14:06	0.0	0.0	14:06	0.0	0.0	-
14:07	0.0	0.0	14:07	0.0	0.0	-
14:08	0.0	0.0	14:08	0.0	0.0	-
14:09	0.0	0.0	14:09	0.0	0.0	-

Grand Union Bowling Alley Site
BCP #360222
150 Westchester Avenue, Port Chester
December 18, 2024

PID DATA						
Upwind			Downwind			
Time	Concentration (ppm)	15-Min Avg Concentration (ppm)	Time	Concentration (ppm)	15-Min Avg Concentration (ppm)	Exceeds VOC Alarm Limit
14:10	0.0	0.0	14:10	0.0	0.0	-
14:11	0.0	0.0	14:11	0.0	0.0	-
14:12	0.0	0.0	14:12	0.0	0.0	-
14:13	0.0	0.0	14:13	0.0	0.0	-
14:14	0.0	0.0	14:14	0.0	0.0	-
14:15	0.0	0.0	14:15	0.0	0.0	-
14:16	0.0	0.0	14:16	0.0	0.0	-
14:17	0.0	0.0	14:17	0.0	0.0	-
14:18	0.0	0.0	14:18	0.0	0.0	-
14:19	0.0	0.0	14:19	0.0	0.0	-
14:20	0.0	0.0	14:20	0.0	0.0	-
14:21	0.0	0.0	14:21	0.0	0.0	-
14:22	0.0	0.0	14:22	0.0	0.0	-
14:23	0.0	0.0	14:23	0.0	0.0	-
14:24	0.0	0.0	14:24	0.0	0.0	-
14:25	0.0	0.0	14:25	0.0	0.0	-
14:26	0.0	0.0	14:26	0.0	0.0	-
14:27	0.0	0.0	14:27	0.0	0.0	-
14:28	0.0	0.0	14:28	0.0	0.0	-
14:29	0.0	0.0	14:29	0.0	0.0	-
14:30	0.0	0.0	14:30	0.0	0.0	-
14:31	0.0	0.0	14:31	0.0	0.0	-
14:32	0.0	0.0	14:32	0.0	0.0	-
14:33	0.0	0.0	14:33	0.0	0.0	-
14:34	0.0	0.0	14:34	0.0	0.0	-
14:35	0.0	0.0	14:35	0.0	0.0	-
14:36	0.0	0.0	14:36	0.0	0.0	-
14:37	0.0	0.0	14:37	0.0	0.0	-
14:38	0.0	0.0	14:38	0.0	0.0	-
14:39	0.0	0.0	14:39	0.0	0.0	-
14:40	0.0	0.0	14:40	0.0	0.0	-
14:41	0.0	0.0	14:41	0.0	0.0	-
14:42	0.0	0.0	14:42	0.0	0.0	-
14:43	0.0	0.0	14:43	0.0	0.0	-
14:44	0.0	0.0	14:44	0.0	0.0	-
14:45	0.0	0.0	14:45	0.0	0.0	-
14:46	0.0	0.0	14:46	0.0	0.0	-
14:47	0.0	0.0	14:47	0.0	0.0	-
14:48	0.0	0.0	14:48	0.0	0.0	-
14:49	0.0	0.0	14:49	0.0	0.0	-
14:50	0.0	0.0	14:50	0.0	0.0	-
14:51	0.0	0.0	14:51	0.0	0.0	-
14:52	0.0	0.0	14:52	0.0	0.0	-
14:53	0.0	0.0	14:53	0.0	0.0	-
14:54	0.0	0.0	14:54	0.0	0.0	-
14:55	0.0	0.0	14:55	0.0	0.0	-
14:56	0.0	0.0	14:56	0.0	0.0	-
14:57	0.0	0.0	14:57	0.0	0.0	-

Grand Union Bowling Alley Site
BCP #360222
150 Westchester Avenue, Port Chester
December 18, 2024

PID DATA						
Upwind			Downwind			
Time	Concentration (ppm)	15-Min Avg Concentration (ppm)	Time	Concentration (ppm)	15-Min Avg Concentration (ppm)	Exceeds VOC Alarm Limit
14:58	0.0	0.0	14:58	0.0	0.0	-
14:59	0.0	0.0	14:59	0.0	0.0	-
15:00	0.0	0.0	15:00	0.0	0.0	-
15:01	0.0	0.0	15:01	0.0	0.0	-
15:02	0.0	0.0	15:02	0.0	0.0	-
15:03	0.0	0.0	15:03	0.0	0.0	-
15:04	0.0	0.0	15:04	0.0	0.0	-
15:05	0.0	0.0	15:05	0.0	0.0	-
15:06	0.0	0.0	15:06	0.0	0.0	-
15:07	0.0	0.0	15:07	0.0	0.0	-
15:08	0.0	0.0	15:08	0.0	0.0	-
15:09	0.0	0.0	15:09	0.0	0.0	-
15:10	0.0	0.0	15:10	0.0	0.0	-
15:11	0.0	0.0	15:11	0.0	0.0	-
15:12	0.0	0.0	15:12	0.0	0.0	-
15:13	0.0	0.0	15:13	0.0	0.0	-
15:14	0.0	0.0	15:14	0.0	0.0	-

SESI CONSULTING ENGINEERS

959 US-46 Floor 3, Suite 300 - Parsippany-Troy Hills, NJ

DAILY AIR MONITORING REPORT
150 Westchester Avenue
Port Chester, New York

12/19/2024

Rev. No. 0 | Page 1 of 2

Project Number: 11895A

Dust Action Level: 150 µg/m^3

VOC Action Level: 5 ppm

Weather Data Range for Work Day		Wind Direction	NW	Relative Humidity (%)	49.0 - 72.0	Daily Rain Total (in)	0.00	Readings in the summary table and graphs below are the reported downwind concentrations.
Temperature (°F)	40.0 - 45.0	Wind Speed (MPH)	2.9 - 4.9	Barometer (inHg)	30.10 - 30.20	Avg. Dew Point Temp (°F)	30.3	

Station Location	Daily Avg. Dust Concentration (µg/m^3)	Max 15-Min Dust Concentration (µg/m^3)	Time of Max Dust Reading	Daily Avg. VOC Concentration (ppm)	Max 15-Min VOC Concentration (ppm)	Time of Max VOC Reading
Upwind	8.9	94.0	10:43	0.0	0.0	8:50
Downwind	37.1	45.7	13:23	0.0	0.0	8:48

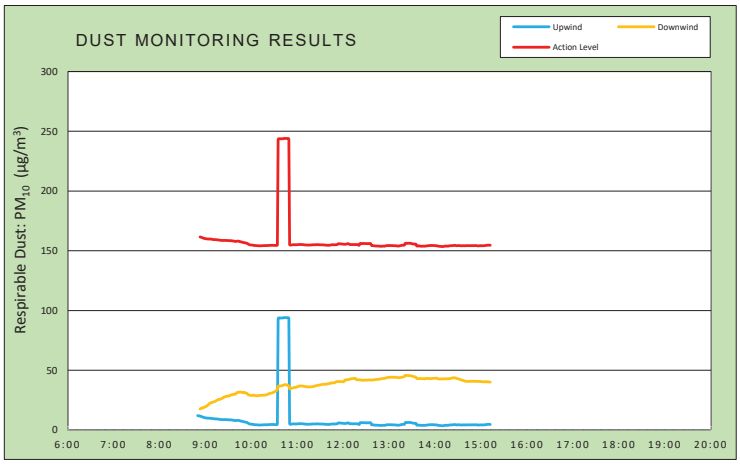

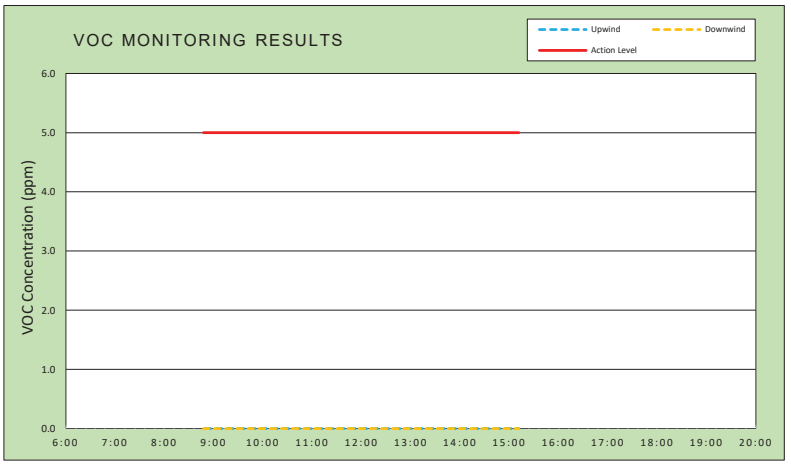

Air Monitoring Notes:

Weather Notes:

EMILCOTT
A Triumvirate Environmental Company

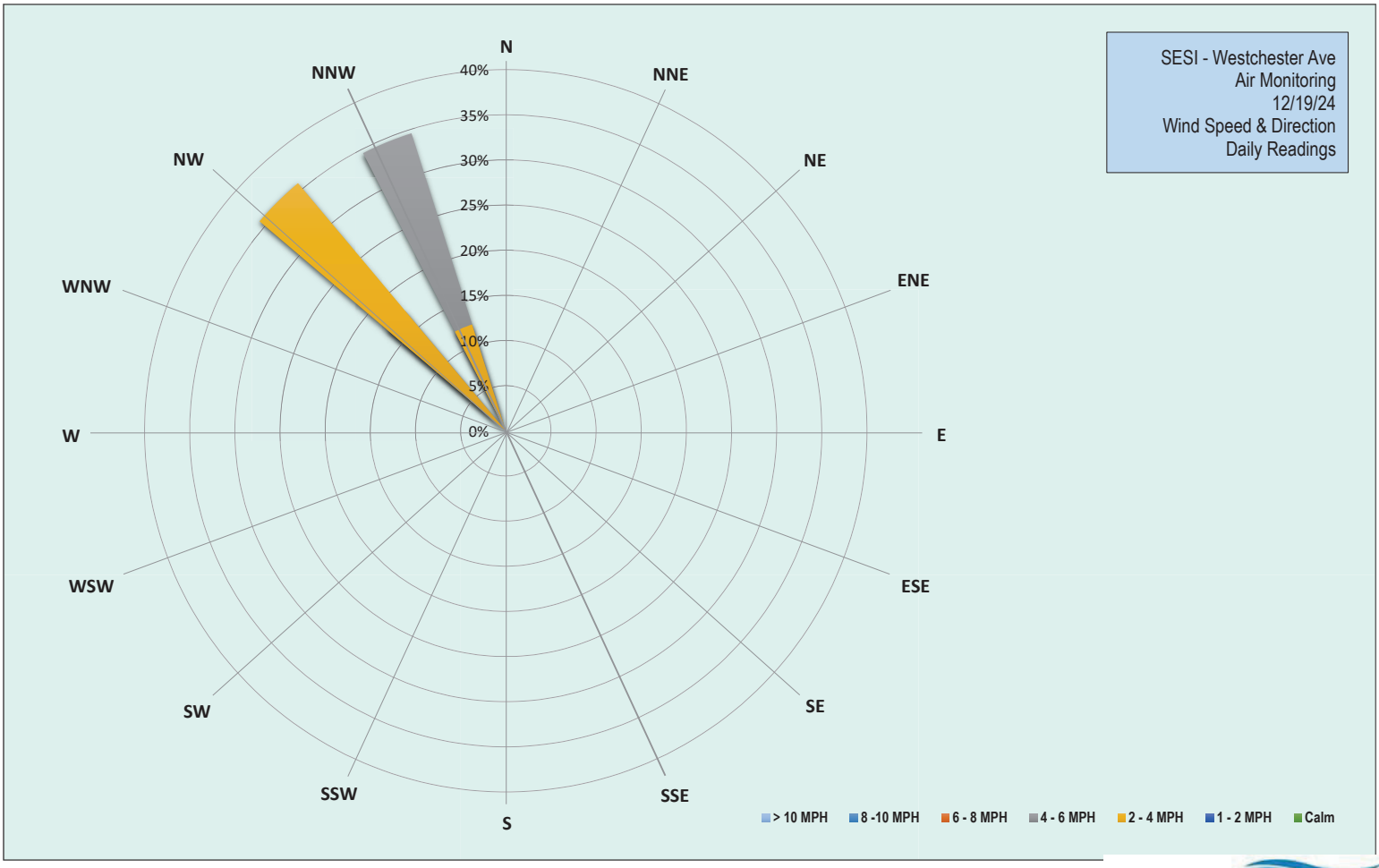

EMILCOTT
A Triumvirate Environmental Company

Grand Union Bowling Alley Site
BCP #360222
150 Westchester Avenue, Port Chester
December 19, 2024

Thursday, December 19, 2024						
Number of Instances Where Downwind Particulates Exceeds Upwind Particulate + 150 =						0
Number of Comparable Data Points =						380
Start Time:						8:35
End Time:						15:12
PARTICULATE DATA						
Upwind			Downwind			Exceeds Particulate Alarm Limit
Time	Concentration (ug/m^3)	15-Min Avg Concentration (ug/m^3)	Time	Concentration (ug/m^3)	15-Min Avg Concentration (ug/m^3)	
8:35	12.0	-	8:35	-	-	-
8:36	12.3	-	8:36	-	-	-
8:37	12.8	-	8:37	-	-	-
8:38	12.8	-	8:38	10.0	-	-
8:39	13.0	-	8:39	16.0	-	-
8:40	14.3	-	8:40	14.3	-	-
8:41	13.5	-	8:41	22.3	-	-
8:42	13.0	-	8:42	15.3	-	-
8:43	12.3	-	8:43	19.3	-	-
8:44	11.8	-	8:44	16.8	-	-
8:45	11.3	-	8:45	17.3	-	-
8:46	10.8	-	8:46	16.0	-	-
8:47	11.0	-	8:47	16.0	-	-
8:48	10.5	-	8:48	17.5	-	-
8:49	11.3	-	8:49	17.3	-	-
8:50	10.0	12.0	8:50	16.8	-	-
8:51	9.5	11.8	8:51	17.5	-	-
8:52	11.5	11.8	8:52	21.3	-	-
8:53	10.0	11.6	8:53	19.5	17.5	-
8:54	10.5	11.4	8:54	21.5	17.9	-
8:55	10.8	11.2	8:55	21.8	18.4	-
8:56	10.0	10.9	8:56	20.8	18.3	-
8:57	9.0	10.7	8:57	21.3	18.7	-
8:58	9.3	10.5	8:58	21.5	18.8	-
8:59	9.0	10.3	8:59	20.8	19.1	-
9:00	8.8	10.1	9:00	20.5	19.3	-
9:01	9.8	10.1	9:01	22.0	19.7	-
9:02	9.5	10.0	9:02	23.3	20.2	-
9:03	9.3	9.9	9:03	22.0	20.5	-
9:04	10.5	9.8	9:04	30.3	21.4	-
9:05	10.3	9.8	9:05	24.8	21.9	-
9:06	9.8	9.9	9:06	24.5	22.4	-
9:07	9.8	9.7	9:07	25.3	22.6	-
9:08	9.5	9.7	9:08	24.0	22.9	-
9:09	8.3	9.6	9:09	23.3	23.1	-
9:10	9.0	9.4	9:10	26.0	23.3	-
9:11	9.0	9.4	9:11	24.0	23.6	-
9:12	8.5	9.3	9:12	24.3	23.8	-
9:13	8.3	9.3	9:13	25.5	24.0	-
9:14	9.0	9.3	9:14	27.3	24.5	-
9:15	8.0	9.2	9:15	28.0	25.0	-

Grand Union Bowling Alley Site
BCP #360222
150 Westchester Avenue, Port Chester
December 19, 2024

PARTICULATE DATA						
Upwind			Downwind			Exceeds Particulate Alarm Limit
Time	Concentration (ug/m^3)	15-Min Avg Concentration (ug/m^3)	Time	Concentration (ug/m^3)	15-Min Avg Concentration (ug/m^3)	
9:16	8.3	9.1	9:16	25.8	25.2	-
9:17	8.0	9.0	9:17	26.8	25.4	-
9:18	8.3	9.0	9:18	27.3	25.8	-
9:19	8.8	8.8	9:19	27.0	25.6	-
9:20	9.3	8.8	9:20	29.5	25.9	-
9:21	8.8	8.7	9:21	28.5	26.2	-
9:22	8.8	8.6	9:22	30.5	26.5	-
9:23	9.0	8.6	9:23	31.0	27.0	-
9:24	9.8	8.7	9:24	28.8	27.3	-
9:25	8.8	8.7	9:25	29.8	27.6	-
9:26	8.3	8.6	9:26	27.8	27.8	-
9:27	8.8	8.7	9:27	28.8	28.1	-
9:28	7.3	8.6	9:28	26.5	28.2	-
9:29	8.0	8.5	9:29	29.3	28.3	-
9:30	8.0	8.5	9:30	26.8	28.3	-
9:31	8.0	8.5	9:31	31.5	28.6	-
9:32	8.0	8.5	9:32	31.5	29.0	-
9:33	7.3	8.4	9:33	29.8	29.1	-
9:34	8.8	8.4	9:34	31.8	29.4	-
9:35	6.8	8.3	9:35	29.0	29.4	-
9:36	7.8	8.2	9:36	31.8	29.6	-
9:37	7.5	8.1	9:37	37.3	30.1	-
9:38	7.0	8.0	9:38	29.3	30.0	-
9:39	7.0	7.8	9:39	29.3	30.0	-
9:40	10.0	7.9	9:40	35.0	30.3	-
9:41	9.5	8.0	9:41	40.0	31.2	-
9:42	9.5	8.0	9:42	31.3	31.3	-
9:43	7.8	8.1	9:43	30.0	31.6	-
9:44	5.5	7.9	9:44	30.0	31.6	-
9:45	5.3	7.7	9:45	29.3	31.8	-
9:46	5.0	7.5	9:46	31.3	31.8	-
9:47	5.8	7.4	9:47	28.0	31.5	-
9:48	6.0	7.3	9:48	28.8	31.5	-
9:49	5.0	7.0	9:49	28.0	31.2	-
9:50	5.0	6.9	9:50	34.0	31.5	-
9:51	5.3	6.7	9:51	31.0	31.5	-
9:52	5.0	6.6	9:52	28.5	30.9	-
9:53	5.3	6.5	9:53	27.8	30.8	-
9:54	5.0	6.3	9:54	28.0	30.7	-
9:55	4.5	6.0	9:55	27.0	30.2	-
9:56	4.0	5.6	9:56	28.3	29.4	-
9:57	4.0	5.2	9:57	28.3	29.2	-
9:58	4.0	5.0	9:58	29.0	29.1	-
9:59	4.0	4.9	9:59	28.5	29.0	-
10:00	4.8	4.8	10:00	28.5	29.0	-
10:01	4.0	4.8	10:01	29.5	28.9	-
10:02	4.3	4.7	10:02	29.3	29.0	-
10:03	3.8	4.5	10:03	30.3	29.1	-

Grand Union Bowling Alley Site
BCP #360222
150 Westchester Avenue, Port Chester
December 19, 2024

PARTICULATE DATA						
Upwind			Downwind			Exceeds Particulate Alarm Limit
Time	Concentration (ug/m^3)	15-Min Avg Concentration (ug/m^3)	Time	Concentration (ug/m^3)	15-Min Avg Concentration (ug/m^3)	
10:04	4.3	4.5	10:04	28.5	29.1	-
10:05	4.0	4.4	10:05	28.8	28.7	-
10:06	4.5	4.4	10:06	29.3	28.6	-
10:07	4.3	4.3	10:07	28.5	28.6	-
10:08	4.3	4.2	10:08	28.8	28.7	-
10:09	4.3	4.2	10:09	29.0	28.8	-
10:10	4.0	4.2	10:10	29.3	28.9	-
10:11	4.0	4.2	10:11	28.3	28.9	-
10:12	4.0	4.2	10:12	29.5	29.0	-
10:13	4.8	4.2	10:13	29.3	29.0	-
10:14	4.3	4.2	10:14	29.3	29.1	-
10:15	5.5	4.3	10:15	29.0	29.1	-
10:16	4.5	4.3	10:16	30.0	29.1	-
10:17	4.5	4.3	10:17	29.3	29.1	-
10:18	4.3	4.4	10:18	30.5	29.1	-
10:19	4.3	4.4	10:19	31.5	29.3	-
10:20	4.0	4.4	10:20	31.5	29.5	-
10:21	4.5	4.4	10:21	32.0	29.7	-
10:22	5.3	4.4	10:22	33.8	30.1	-
10:23	5.0	4.5	10:23	32.8	30.3	-
10:24	5.0	4.5	10:24	33.0	30.6	-
10:25	4.5	4.6	10:25	30.0	30.6	-
10:26	4.3	4.6	10:26	31.3	30.8	-
10:27	4.3	4.6	10:27	32.0	31.0	-
10:28	4.3	4.6	10:28	32.0	31.2	-
10:29	4.5	4.6	10:29	35.8	31.6	-
10:30	4.5	4.5	10:30	32.8	31.9	-
10:31	4.3	4.5	10:31	36.0	32.3	-
10:32	4.0	4.5	10:32	35.5	32.7	-
10:33	4.5	4.5	10:33	35.3	33.0	-
10:34	8.8	4.8	10:34	45.8	34.0	-
10:35	1331.5	93.3	10:35	70.8	36.6	-
10:36	12.5	93.8	10:36	35.0	36.8	-
10:37	4.3	93.7	10:37	33.8	36.8	-
10:38	5.3	93.8	10:38	33.5	36.8	-
10:39	4.3	93.7	10:39	33.8	36.9	-
10:40	4.8	93.7	10:40	33.0	37.1	-
10:41	6.0	93.8	10:41	34.0	37.3	-
10:42	5.3	93.9	10:42	35.3	37.5	-
10:43	6.3	94.0	10:43	37.3	37.8	-
10:44	4.5	94.0	10:44	35.8	37.8	-
10:45	4.3	94.0	10:45	34.0	37.9	-
10:46	3.8	94.0	10:46	33.5	37.7	-
10:47	4.0	94.0	10:47	33.3	37.6	-
10:48	4.3	94.0	10:48	33.8	37.5	-
10:49	4.3	93.7	10:49	35.3	36.8	-
10:50	4.8	5.2	10:50	35.5	34.4	-
10:51	5.3	4.7	10:51	36.5	34.5	-

Grand Union Bowling Alley Site
BCP #360222
150 Westchester Avenue, Port Chester
December 19, 2024

PARTICULATE DATA						
Upwind			Downwind			Exceeds Particulate Alarm Limit
Time	Concentration (ug/m^3)	15-Min Avg Concentration (ug/m^3)	Time	Concentration (ug/m^3)	15-Min Avg Concentration (ug/m^3)	
10:52	5.8	4.8	10:52	37.3	34.8	-
10:53	6.5	4.9	10:53	36.8	35.0	-
10:54	5.8	5.0	10:54	36.8	35.2	-
10:55	6.0	5.1	10:55	35.5	35.4	-
10:56	5.0	5.0	10:56	37.3	35.6	-
10:57	6.0	5.1	10:57	35.8	35.6	-
10:58	4.8	5.0	10:58	39.3	35.7	-
10:59	5.3	5.0	10:59	37.8	35.9	-
11:00	5.3	5.1	11:00	38.0	36.1	-
11:01	4.5	5.2	11:01	37.3	36.4	-
11:02	4.5	5.2	11:02	36.0	36.6	-
11:03	4.5	5.2	11:03	36.8	36.8	-
11:04	5.0	5.3	11:04	35.5	36.8	-
11:05	5.0	5.3	11:05	35.3	36.8	-
11:06	4.3	5.2	11:06	37.3	36.8	-
11:07	5.5	5.2	11:07	35.8	36.7	-
11:08	5.3	5.1	11:08	34.8	36.6	-
11:09	4.5	5.0	11:09	34.8	36.5	-
11:10	4.3	4.9	11:10	35.0	36.4	-
11:11	4.8	4.9	11:11	35.3	36.3	-
11:12	4.5	4.8	11:12	35.3	36.3	-
11:13	5.0	4.8	11:13	37.0	36.1	-
11:14	5.5	4.8	11:14	37.5	36.1	-
11:15	4.5	4.8	11:15	36.3	36.0	-
11:16	4.8	4.8	11:16	37.5	36.0	-
11:17	5.3	4.8	11:17	37.0	36.1	-
11:18	5.5	4.9	11:18	36.8	36.1	-
11:19	5.0	4.9	11:19	37.5	36.2	-
11:20	6.3	5.0	11:20	36.8	36.3	-
11:21	5.0	5.0	11:21	38.3	36.4	-
11:22	5.5	5.0	11:22	39.3	36.6	-
11:23	4.5	5.0	11:23	38.0	36.8	-
11:24	5.3	5.0	11:24	37.3	37.0	-
11:25	5.0	5.1	11:25	37.0	37.1	-
11:26	5.3	5.1	11:26	37.0	37.2	-
11:27	4.8	5.1	11:27	38.5	37.4	-
11:28	4.3	5.1	11:28	37.3	37.5	-
11:29	4.3	5.0	11:29	40.0	37.6	-
11:30	4.0	5.0	11:30	38.3	37.8	-
11:31	4.8	5.0	11:31	39.8	37.9	-
11:32	5.3	5.0	11:32	38.8	38.0	-
11:33	5.5	5.0	11:33	38.0	38.1	-
11:34	5.0	5.0	11:34	38.3	38.2	-
11:35	4.3	4.8	11:35	39.3	38.3	-
11:36	4.3	4.8	11:36	38.0	38.3	-
11:37	4.8	4.7	11:37	38.3	38.2	-
11:38	3.8	4.7	11:38	38.0	38.2	-
11:39	4.3	4.6	11:39	41.0	38.5	-

Grand Union Bowling Alley Site
BCP #360222
150 Westchester Avenue, Port Chester
December 19, 2024

PARTICULATE DATA						
Upwind			Downwind			Exceeds Particulate Alarm Limit
Time	Concentration (ug/m^3)	15-Min Avg Concentration (ug/m^3)	Time	Concentration (ug/m^3)	15-Min Avg Concentration (ug/m^3)	
11:40	4.8	4.6	11:40	38.8	38.6	-
11:41	5.3	4.6	11:41	39.8	38.8	-
11:42	5.5	4.7	11:42	39.3	38.8	-
11:43	6.0	4.8	11:43	41.5	39.1	-
11:44	5.3	4.8	11:44	41.0	39.2	-
11:45	6.5	5.0	11:45	42.0	39.4	-
11:46	5.3	5.0	11:46	39.3	39.4	-
11:47	5.0	5.0	11:47	39.5	39.5	-
11:48	4.8	5.0	11:48	38.3	39.5	-
11:49	5.3	5.0	11:49	40.0	39.6	-
11:50	5.3	5.1	11:50	45.5	40.0	-
11:51	5.0	5.1	11:51	43.5	40.4	-
11:52	4.5	5.1	11:52	39.8	40.5	-
11:53	11.8	5.6	11:53	40.5	40.6	-
11:54	8.3	5.9	11:54	39.3	40.5	-
11:55	4.5	5.9	11:55	38.8	40.5	-
11:56	4.0	5.8	11:56	39.8	40.5	-
11:57	5.0	5.8	11:57	39.3	40.5	-
11:58	4.8	5.7	11:58	40.0	40.4	-
11:59	4.5	5.6	11:59	40.5	40.4	-
12:00	4.8	5.5	12:00	41.0	40.3	-
12:01	4.8	5.5	12:01	41.5	40.5	-
12:02	4.3	5.4	12:02	55.8	41.6	-
12:03	4.8	5.4	12:03	42.8	41.9	-
12:04	7.3	5.6	12:04	42.3	42.0	-
12:05	9.8	5.9	12:05	45.8	42.0	-
12:06	5.0	5.9	12:06	43.8	42.0	-
12:07	4.8	5.9	12:07	40.8	42.1	-
12:08	4.5	5.4	12:08	44.8	42.4	-
12:09	5.3	5.2	12:09	42.8	42.6	-
12:10	4.8	5.2	12:10	41.8	42.8	-
12:11	4.0	5.2	12:11	40.8	42.9	-
12:12	4.5	5.2	12:12	40.5	43.0	-
12:13	4.8	5.2	12:13	41.3	43.1	-
12:14	4.8	5.2	12:14	41.3	43.1	-
12:15	5.0	5.2	12:15	40.8	43.1	-
12:16	4.5	5.2	12:16	42.5	43.2	-
12:17	4.3	5.2	12:17	40.8	42.2	-
12:18	4.8	5.2	12:18	41.5	42.1	-
12:19	4.8	5.0	12:19	41.5	42.0	-
12:20	4.8	4.7	12:20	44.0	41.9	-
12:21	4.3	4.6	12:21	43.8	41.9	-
12:22	26.5	6.1	12:22	42.0	42.0	-
12:23	4.5	6.1	12:23	41.3	41.8	-
12:24	5.3	6.1	12:24	41.0	41.6	-
12:25	4.3	6.1	12:25	41.5	41.6	-
12:26	4.5	6.1	12:26	41.8	41.7	-
12:27	4.8	6.1	12:27	40.3	41.7	-

Grand Union Bowling Alley Site
BCP #360222
150 Westchester Avenue, Port Chester
December 19, 2024

PARTICULATE DATA						
Upwind			Downwind			Exceeds Particulate Alarm Limit
Time	Concentration (ug/m^3)	15-Min Avg Concentration (ug/m^3)	Time	Concentration (ug/m^3)	15-Min Avg Concentration (ug/m^3)	
12:28	4.3	6.1	12:28	41.3	41.7	-
12:29	4.3	6.0	12:29	42.0	41.7	-
12:30	4.0	6.0	12:30	41.8	41.8	-
12:31	4.5	6.0	12:31	41.5	41.7	-
12:32	4.5	6.0	12:32	42.3	41.8	-
12:33	5.0	6.0	12:33	42.0	41.9	-
12:34	6.0	6.1	12:34	42.8	41.9	-
12:35	3.5	6.0	12:35	43.0	41.9	-
12:36	3.3	5.9	12:36	41.3	41.7	-
12:37	3.5	4.4	12:37	42.5	41.7	-
12:38	3.5	4.3	12:38	42.3	41.8	-
12:39	3.8	4.2	12:39	42.3	41.9	-
12:40	3.8	4.2	12:40	42.0	41.9	-
12:41	3.3	4.1	12:41	43.5	42.0	-
12:42	3.0	4.0	12:42	42.0	42.2	-
12:43	4.3	4.0	12:43	42.0	42.2	-
12:44	3.8	4.0	12:44	43.3	42.3	-
12:45	3.5	3.9	12:45	42.5	42.3	-
12:46	4.0	3.9	12:46	42.5	42.4	-
12:47	4.0	3.9	12:47	44.8	42.6	-
12:48	4.8	3.9	12:48	42.5	42.6	-
12:49	4.0	3.7	12:49	43.8	42.7	-
12:50	4.0	3.8	12:50	45.5	42.8	-
12:51	4.5	3.8	12:51	43.5	43.0	-
12:52	4.0	3.9	12:52	44.0	43.1	-
12:53	4.0	3.9	12:53	43.3	43.2	-
12:54	3.5	3.9	12:54	43.5	43.2	-
12:55	5.0	4.0	12:55	43.5	43.3	-
12:56	7.0	4.2	12:56	45.8	43.5	-
12:57	4.5	4.3	12:57	45.8	43.7	-
12:58	5.0	4.4	12:58	45.3	44.0	-
12:59	3.5	4.4	12:59	42.5	43.9	-
13:00	4.0	4.4	13:00	44.0	44.0	-
13:01	4.0	4.4	13:01	43.8	44.1	-
13:02	4.3	4.4	13:02	44.3	44.1	-
13:03	3.5	4.3	13:03	45.3	44.2	-
13:04	3.5	4.3	13:04	42.8	44.2	-
13:05	4.5	4.3	13:05	44.0	44.1	-
13:06	3.8	4.3	13:06	44.3	44.1	-
13:07	3.3	4.2	13:07	43.4	44.1	-
13:08	3.3	4.2	13:08	43.0	44.1	-
13:09	3.8	4.2	13:09	43.8	44.1	-
13:10	4.0	4.1	13:10	43.2	44.1	-
13:11	4.3	3.9	13:11	43.2	43.9	-
13:12	5.5	4.0	13:12	44.6	43.8	-
13:13	4.5	4.0	13:13	43.8	43.7	-
13:14	6.5	4.2	13:14	44.4	43.8	-
13:15	6.8	4.4	13:15	45.0	43.9	-

Grand Union Bowling Alley Site
BCP #360222
150 Westchester Avenue, Port Chester
December 19, 2024

PARTICULATE DATA						
Upwind			Downwind			Exceeds Particulate Alarm Limit
Time	Concentration (ug/m^3)	15-Min Avg Concentration (ug/m^3)	Time	Concentration (ug/m^3)	15-Min Avg Concentration (ug/m^3)	
13:16	6.0	4.5	13:16	44.6	44.0	-
13:17	5.8	4.6	13:17	47.8	44.2	-
13:18	5.0	4.7	13:18	46.0	44.3	-
13:19	4.8	4.8	13:19	46.8	44.5	-
13:20	3.5	4.7	13:20	47.4	44.8	-
13:21	25.5	6.2	13:21	57.6	45.6	-
13:22	4.3	6.2	13:22	43.8	45.7	-
13:23	4.0	6.3	13:23	43.0	45.7	-
13:24	3.3	6.2	13:24	42.8	45.6	-
13:25	4.0	6.2	13:25	42.0	45.5	-
13:26	6.0	6.4	13:26	43.8	45.6	-
13:27	4.0	6.3	13:27	42.4	45.4	-
13:28	4.0	6.2	13:28	42.6	45.3	-
13:29	4.5	6.1	13:29	42.6	45.2	-
13:30	3.5	5.9	13:30	43.0	45.1	-
13:31	4.0	5.7	13:31	42.2	44.9	-
13:32	4.0	5.6	13:32	44.0	44.7	-
13:33	4.3	5.6	13:33	43.2	44.5	-
13:34	4.0	5.5	13:34	45.0	44.4	-
13:35	3.5	5.5	13:35	43.0	44.1	-
13:36	3.5	4.1	13:36	42.4	43.1	-
13:37	3.5	4.0	13:37	43.0	43.0	-
13:38	4.0	4.0	13:38	42.4	43.0	-
13:39	3.8	4.0	13:39	44.0	43.0	-
13:40	3.5	4.0	13:40	42.8	43.1	-
13:41	3.5	3.8	13:41	41.8	43.0	-
13:42	3.3	3.8	13:42	42.2	42.9	-
13:43	4.0	3.8	13:43	42.6	42.9	-
13:44	5.3	3.8	13:44	42.4	42.9	-
13:45	4.0	3.9	13:45	42.2	42.9	-
13:46	3.8	3.9	13:46	42.0	42.9	-
13:47	3.5	3.8	13:47	42.4	42.8	-
13:48	7.5	4.0	13:48	48.2	43.1	-
13:49	4.5	4.1	13:49	44.4	43.1	-
13:50	5.0	4.2	13:50	44.2	43.1	-
13:51	4.5	4.2	13:51	42.2	43.1	-
13:52	4.0	4.3	13:52	41.6	43.0	-
13:53	6.0	4.4	13:53	42.4	43.0	-
13:54	3.5	4.4	13:54	42.0	42.9	-
13:55	4.0	4.4	13:55	44.0	43.0	-
13:56	3.8	4.4	13:56	44.2	43.1	-
13:57	3.3	4.4	13:57	42.4	43.1	-
13:58	3.3	4.4	13:58	43.6	43.2	-
13:59	3.8	4.3	13:59	42.4	43.2	-
14:00	4.0	4.3	14:00	43.0	43.3	-
14:01	3.3	4.3	14:01	43.2	43.3	-
14:02	3.5	4.3	14:02	43.2	43.4	-
14:03	3.8	4.0	14:03	42.8	43.0	-

Grand Union Bowling Alley Site
BCP #360222
150 Westchester Avenue, Port Chester
December 19, 2024

PARTICULATE DATA						
Upwind			Downwind			Exceeds Particulate Alarm Limit
Time	Concentration (ug/m^3)	15-Min Avg Concentration (ug/m^3)	Time	Concentration (ug/m^3)	15-Min Avg Concentration (ug/m^3)	
14:04	3.3	3.9	14:04	41.8	42.9	-
14:05	3.0	3.8	14:05	41.8	42.7	-
14:06	3.5	3.7	14:06	41.6	42.7	-
14:07	3.8	3.7	14:07	41.6	42.7	-
14:08	4.0	3.6	14:08	43.0	42.7	-
14:09	3.3	3.6	14:09	44.0	42.8	-
14:10	3.8	3.5	14:10	43.0	42.8	-
14:11	4.0	3.6	14:11	42.6	42.7	-
14:12	6.5	3.8	14:12	42.6	42.7	-
14:13	5.8	3.9	14:13	45.4	42.8	-
14:14	3.8	3.9	14:14	43.0	42.8	-
14:15	3.0	3.9	14:15	42.6	42.8	-
14:16	3.8	3.9	14:16	43.2	42.8	-
14:17	3.5	3.9	14:17	43.4	42.8	-
14:18	5.3	4.0	14:18	43.4	42.9	-
14:19	5.5	4.2	14:19	43.6	43.0	-
14:20	4.0	4.2	14:20	44.4	43.2	-
14:21	4.0	4.3	14:21	43.6	43.3	-
14:22	4.0	4.3	14:22	43.4	43.4	-
14:23	4.5	4.3	14:23	45.0	43.5	-
14:24	4.5	4.4	14:24	45.8	43.7	-
14:25	5.0	4.5	14:25	42.6	43.6	-
14:26	4.5	4.5	14:26	41.4	43.6	-
14:27	4.3	4.4	14:27	42.0	43.5	-
14:28	4.0	4.2	14:28	39.6	43.1	-
14:29	4.0	4.3	14:29	40.4	43.0	-
14:30	4.0	4.3	14:30	40.4	42.8	-
14:31	3.8	4.3	14:31	40.8	42.7	-
14:32	4.0	4.4	14:32	40.0	42.4	-
14:33	3.5	4.2	14:33	39.8	42.2	-
14:34	4.3	4.2	14:34	39.8	41.9	-
14:35	4.3	4.2	14:35	40.8	41.7	-
14:36	5.0	4.2	14:36	41.0	41.5	-
14:37	4.0	4.2	14:37	40.8	41.3	-
14:38	3.8	4.2	14:38	41.6	41.1	-
14:39	4.8	4.2	14:39	41.4	40.8	-
14:40	5.8	4.3	14:40	41.0	40.7	-
14:41	5.0	4.3	14:41	41.8	40.7	-
14:42	4.0	4.3	14:42	40.4	40.6	-
14:43	4.0	4.3	14:43	40.4	40.7	-
14:44	4.0	4.3	14:44	40.4	40.7	-
14:45	4.3	4.3	14:45	40.2	40.7	-
14:46	3.5	4.3	14:46	40.0	40.6	-
14:47	4.0	4.3	14:47	41.2	40.7	-
14:48	4.0	4.3	14:48	40.4	40.7	-
14:49	4.0	4.3	14:49	40.2	40.8	-
14:50	4.0	4.3	14:50	40.0	40.7	-
14:51	5.3	4.3	14:51	41.6	40.8	-

Grand Union Bowling Alley Site
BCP #360222
150 Westchester Avenue, Port Chester
December 19, 2024

PARTICULATE DATA						
Upwind			Downwind			Exceeds Particulate Alarm Limit
Time	Concentration (ug/m^3)	15-Min Avg Concentration (ug/m^3)	Time	Concentration (ug/m^3)	15-Min Avg Concentration (ug/m^3)	
14:52	4.8	4.3	14:52	40.8	40.8	-
14:53	4.0	4.4	14:53	40.8	40.7	-
14:54	4.0	4.3	14:54	40.2	40.6	-
14:55	4.0	4.2	14:55	42.0	40.7	-
14:56	3.5	4.1	14:56	40.6	40.6	-
14:57	5.0	4.2	14:57	40.8	40.6	-
14:58	4.0	4.2	14:58	41.0	40.7	-
14:59	5.0	4.2	14:59	39.0	40.6	-
15:00	4.0	4.2	15:00	39.0	40.5	-
15:01	4.0	4.2	15:01	39.8	40.5	-
15:02	3.8	4.2	15:02	39.0	40.3	-
15:03	4.0	4.2	15:03	40.0	40.3	-
15:04	4.5	4.3	15:04	40.0	40.3	-
15:05	5.5	4.4	15:05	41.3	40.4	-
15:06	6.0	4.4	15:06	40.3	40.3	-
15:07	6.5	4.5	15:07	41.3	40.3	-
15:08	5.5	4.6	15:08	40.0	40.3	-
15:09	5.3	4.7	15:09	40.8	40.3	-
15:10	4.0	4.7	15:10	40.0	40.2	-
15:11	3.5	4.7	15:11	39.8	40.1	-
15:12	3.3	4.6	15:12	39.5	40.0	-

Grand Union Bowling Alley Site
BCP #360222
150 Westchester Avenue, Port Chester
December 19, 2024

Thursday, December 19, 2024						
Number of Instances Where Downwind VOCs Exceeds Upwind VOCs + 5 =						0
Number of Comparable Data Points =						383
Start Time:						8:33
End Time:						15:12
PID DATA						
Upwind			Downwind			Exceeds VOC Alarm Limit
Time	Concentration (ppm)	15-Min Avg Concentration (ppm)	Time	Concentration (ppm)	15-Min Avg Concentration (ppm)	
8:33	-	-	8:33	0.0	-	-
8:34	-	-	8:34	0.0	-	-
8:35	0.0	-	8:35	0.0	-	-
8:36	0.0	-	8:36	0.0	-	-
8:37	0.0	-	8:37	0.0	-	-
8:38	0.0	-	8:38	0.0	-	-
8:39	0.0	-	8:39	0.0	-	-
8:40	0.0	-	8:40	0.0	-	-
8:41	0.0	-	8:41	0.0	-	-
8:42	0.0	-	8:42	0.0	-	-
8:43	0.0	-	8:43	0.0	-	-
8:44	0.0	-	8:44	0.0	-	-
8:45	0.0	-	8:45	0.0	-	-
8:46	0.0	-	8:46	0.0	-	-
8:47	0.0	-	8:47	0.0	-	-
8:48	0.0	-	8:48	0.0	0.0	-
8:49	0.0	-	8:49	0.0	0.0	-
8:50	0.0	0.0	8:50	0.0	0.0	-
8:51	0.0	0.0	8:51	0.0	0.0	-
8:52	0.0	0.0	8:52	0.0	0.0	-
8:53	0.0	0.0	8:53	0.0	0.0	-
8:54	0.0	0.0	8:54	0.0	0.0	-
8:55	0.0	0.0	8:55	0.0	0.0	-
8:56	0.0	0.0	8:56	0.0	0.0	-
8:57	0.0	0.0	8:57	0.0	0.0	-
8:58	0.0	0.0	8:58	0.0	0.0	-
8:59	0.0	0.0	8:59	0.0	0.0	-
9:00	0.0	0.0	9:00	0.0	0.0	-
9:01	0.0	0.0	9:01	0.0	0.0	-
9:02	0.0	0.0	9:02	0.0	0.0	-
9:03	0.0	0.0	9:03	0.0	0.0	-
9:04	0.0	0.0	9:04	0.0	0.0	-
9:05	0.0	0.0	9:05	0.0	0.0	-
9:06	0.0	0.0	9:06	0.0	0.0	-
9:07	0.0	0.0	9:07	0.0	0.0	-
9:08	0.0	0.0	9:08	0.0	0.0	-
9:09	0.0	0.0	9:09	0.0	0.0	-
9:10	0.0	0.0	9:10	0.0	0.0	-
9:11	0.0	0.0	9:11	0.0	0.0	-
9:12	0.0	0.0	9:12	0.0	0.0	-
9:13	0.0	0.0	9:13	0.0	0.0	-
9:14	0.0	0.0	9:14	0.0	0.0	-
9:15	0.0	0.0	9:15	0.0	0.0	-

Grand Union Bowling Alley Site
BCP #360222
150 Westchester Avenue, Port Chester
December 19, 2024

PID DATA						
Upwind			Downwind			
Time	Concentration (ppm)	15-Min Avg Concentration (ppm)	Time	Concentration (ppm)	15-Min Avg Concentration (ppm)	Exceeds VOC Alarm Limit
9:16	0.0	0.0	9:16	0.0	0.0	-
9:17	0.0	0.0	9:17	0.0	0.0	-
9:18	0.0	0.0	9:18	0.0	0.0	-
9:19	0.0	0.0	9:19	0.0	0.0	-
9:20	0.0	0.0	9:20	0.0	0.0	-
9:21	0.0	0.0	9:21	0.0	0.0	-
9:22	0.0	0.0	9:22	0.0	0.0	-
9:23	0.0	0.0	9:23	0.0	0.0	-
9:24	0.0	0.0	9:24	0.0	0.0	-
9:25	0.0	0.0	9:25	0.0	0.0	-
9:26	0.0	0.0	9:26	0.0	0.0	-
9:27	0.0	0.0	9:27	0.0	0.0	-
9:28	0.0	0.0	9:28	0.0	0.0	-
9:29	0.0	0.0	9:29	0.0	0.0	-
9:30	0.0	0.0	9:30	0.0	0.0	-
9:31	0.0	0.0	9:31	0.0	0.0	-
9:32	0.0	0.0	9:32	0.0	0.0	-
9:33	0.0	0.0	9:33	0.0	0.0	-
9:34	0.0	0.0	9:34	0.0	0.0	-
9:35	0.0	0.0	9:35	0.0	0.0	-
9:36	0.0	0.0	9:36	0.0	0.0	-
9:37	0.0	0.0	9:37	0.0	0.0	-
9:38	0.0	0.0	9:38	0.0	0.0	-
9:39	0.0	0.0	9:39	0.0	0.0	-
9:40	0.0	0.0	9:40	0.0	0.0	-
9:41	0.0	0.0	9:41	0.0	0.0	-
9:42	0.0	0.0	9:42	0.0	0.0	-
9:43	0.0	0.0	9:43	0.0	0.0	-
9:44	0.0	0.0	9:44	0.0	0.0	-
9:45	0.0	0.0	9:45	0.0	0.0	-
9:46	0.0	0.0	9:46	0.0	0.0	-
9:47	0.0	0.0	9:47	0.0	0.0	-
9:48	0.0	0.0	9:48	0.0	0.0	-
9:49	0.0	0.0	9:49	0.0	0.0	-
9:50	0.0	0.0	9:50	0.0	0.0	-
9:51	0.0	0.0	9:51	0.0	0.0	-
9:52	0.0	0.0	9:52	0.0	0.0	-
9:53	0.0	0.0	9:53	0.0	0.0	-
9:54	0.0	0.0	9:54	0.0	0.0	-
9:55	0.0	0.0	9:55	0.0	0.0	-
9:56	0.0	0.0	9:56	0.0	0.0	-
9:57	0.0	0.0	9:57	0.0	0.0	-
9:58	0.0	0.0	9:58	0.0	0.0	-
9:59	0.0	0.0	9:59	0.0	0.0	-
10:00	0.0	0.0	10:00	0.0	0.0	-
10:01	0.0	0.0	10:01	0.0	0.0	-
10:02	0.0	0.0	10:02	0.0	0.0	-
10:03	0.0	0.0	10:03	0.0	0.0	-

Grand Union Bowling Alley Site
BCP #360222
150 Westchester Avenue, Port Chester
December 19, 2024

PID DATA						
Upwind			Downwind			
Time	Concentration (ppm)	15-Min Avg Concentration (ppm)	Time	Concentration (ppm)	15-Min Avg Concentration (ppm)	Exceeds VOC Alarm Limit
10:04	0.0	0.0	10:04	0.0	0.0	-
10:05	0.0	0.0	10:05	0.0	0.0	-
10:06	0.0	0.0	10:06	0.0	0.0	-
10:07	0.0	0.0	10:07	0.0	0.0	-
10:08	0.0	0.0	10:08	0.0	0.0	-
10:09	0.0	0.0	10:09	0.0	0.0	-
10:10	0.0	0.0	10:10	0.0	0.0	-
10:11	0.0	0.0	10:11	0.0	0.0	-
10:12	0.0	0.0	10:12	0.0	0.0	-
10:13	0.0	0.0	10:13	0.0	0.0	-
10:14	0.0	0.0	10:14	0.0	0.0	-
10:15	0.0	0.0	10:15	0.0	0.0	-
10:16	0.0	0.0	10:16	0.0	0.0	-
10:17	0.0	0.0	10:17	0.0	0.0	-
10:18	0.0	0.0	10:18	0.0	0.0	-
10:19	0.0	0.0	10:19	0.0	0.0	-
10:20	0.0	0.0	10:20	0.0	0.0	-
10:21	0.0	0.0	10:21	0.0	0.0	-
10:22	0.0	0.0	10:22	0.0	0.0	-
10:23	0.0	0.0	10:23	0.0	0.0	-
10:24	0.0	0.0	10:24	0.0	0.0	-
10:25	0.0	0.0	10:25	0.0	0.0	-
10:26	0.0	0.0	10:26	0.0	0.0	-
10:27	0.0	0.0	10:27	0.0	0.0	-
10:28	0.0	0.0	10:28	0.0	0.0	-
10:29	0.0	0.0	10:29	0.0	0.0	-
10:30	0.0	0.0	10:30	0.0	0.0	-
10:31	0.0	0.0	10:31	0.0	0.0	-
10:32	0.0	0.0	10:32	0.0	0.0	-
10:33	0.0	0.0	10:33	0.0	0.0	-
10:34	0.0	0.0	10:34	0.0	0.0	-
10:35	0.0	0.0	10:35	0.0	0.0	-
10:36	0.0	0.0	10:36	0.0	0.0	-
10:37	0.0	0.0	10:37	0.0	0.0	-
10:38	0.0	0.0	10:38	0.0	0.0	-
10:39	0.0	0.0	10:39	0.0	0.0	-
10:40	0.0	0.0	10:40	0.0	0.0	-
10:41	0.0	0.0	10:41	0.0	0.0	-
10:42	0.0	0.0	10:42	0.0	0.0	-
10:43	0.0	0.0	10:43	0.0	0.0	-
10:44	0.0	0.0	10:44	0.0	0.0	-
10:45	0.0	0.0	10:45	0.0	0.0	-
10:46	0.0	0.0	10:46	0.0	0.0	-
10:47	0.0	0.0	10:47	0.0	0.0	-
10:48	0.0	0.0	10:48	0.0	0.0	-
10:49	0.0	0.0	10:49	0.0	0.0	-
10:50	0.0	0.0	10:50	0.0	0.0	-
10:51	0.0	0.0	10:51	0.0	0.0	-

Grand Union Bowling Alley Site
BCP #360222
150 Westchester Avenue, Port Chester
December 19, 2024

PID DATA						
Upwind			Downwind			
Time	Concentration (ppm)	15-Min Avg Concentration (ppm)	Time	Concentration (ppm)	15-Min Avg Concentration (ppm)	Exceeds VOC Alarm Limit
10:52	0.0	0.0	10:52	0.0	0.0	-
10:53	0.0	0.0	10:53	0.0	0.0	-
10:54	0.0	0.0	10:54	0.0	0.0	-
10:55	0.0	0.0	10:55	0.0	0.0	-
10:56	0.0	0.0	10:56	0.0	0.0	-
10:57	0.0	0.0	10:57	0.0	0.0	-
10:58	0.0	0.0	10:58	0.0	0.0	-
10:59	0.0	0.0	10:59	0.0	0.0	-
11:00	0.0	0.0	11:00	0.0	0.0	-
11:01	0.0	0.0	11:01	0.0	0.0	-
11:02	0.0	0.0	11:02	0.0	0.0	-
11:03	0.0	0.0	11:03	0.0	0.0	-
11:04	0.0	0.0	11:04	0.0	0.0	-
11:05	0.0	0.0	11:05	0.0	0.0	-
11:06	0.0	0.0	11:06	0.0	0.0	-
11:07	0.0	0.0	11:07	0.0	0.0	-
11:08	0.0	0.0	11:08	0.0	0.0	-
11:09	0.0	0.0	11:09	0.0	0.0	-
11:10	0.0	0.0	11:10	0.0	0.0	-
11:11	0.0	0.0	11:11	0.0	0.0	-
11:12	0.0	0.0	11:12	0.0	0.0	-
11:13	0.0	0.0	11:13	0.0	0.0	-
11:14	0.0	0.0	11:14	0.0	0.0	-
11:15	0.0	0.0	11:15	0.0	0.0	-
11:16	0.0	0.0	11:16	0.0	0.0	-
11:17	0.0	0.0	11:17	0.0	0.0	-
11:18	0.0	0.0	11:18	0.0	0.0	-
11:19	0.0	0.0	11:19	0.0	0.0	-
11:20	0.0	0.0	11:20	0.0	0.0	-
11:21	0.0	0.0	11:21	0.0	0.0	-
11:22	0.0	0.0	11:22	0.0	0.0	-
11:23	0.0	0.0	11:23	0.0	0.0	-
11:24	0.0	0.0	11:24	0.0	0.0	-
11:25	0.0	0.0	11:25	0.0	0.0	-
11:26	0.0	0.0	11:26	0.0	0.0	-
11:27	0.0	0.0	11:27	0.0	0.0	-
11:28	0.0	0.0	11:28	0.0	0.0	-
11:29	0.0	0.0	11:29	0.0	0.0	-
11:30	0.0	0.0	11:30	0.0	0.0	-
11:31	0.0	0.0	11:31	0.0	0.0	-
11:32	0.0	0.0	11:32	0.0	0.0	-
11:33	0.0	0.0	11:33	0.0	0.0	-
11:34	0.0	0.0	11:34	0.0	0.0	-
11:35	0.0	0.0	11:35	0.0	0.0	-
11:36	0.0	0.0	11:36	0.0	0.0	-
11:37	0.0	0.0	11:37	0.0	0.0	-
11:38	0.0	0.0	11:38	0.0	0.0	-
11:39	0.0	0.0	11:39	0.0	0.0	-

Grand Union Bowling Alley Site
BCP #360222
150 Westchester Avenue, Port Chester
December 19, 2024

PID DATA						
Upwind			Downwind			
Time	Concentration (ppm)	15-Min Avg Concentration (ppm)	Time	Concentration (ppm)	15-Min Avg Concentration (ppm)	Exceeds VOC Alarm Limit
11:40	0.0	0.0	11:40	0.0	0.0	-
11:41	0.0	0.0	11:41	0.0	0.0	-
11:42	0.0	0.0	11:42	0.0	0.0	-
11:43	0.0	0.0	11:43	0.0	0.0	-
11:44	0.0	0.0	11:44	0.0	0.0	-
11:45	0.0	0.0	11:45	0.0	0.0	-
11:46	0.0	0.0	11:46	0.0	0.0	-
11:47	0.0	0.0	11:47	0.0	0.0	-
11:48	0.0	0.0	11:48	0.0	0.0	-
11:49	0.0	0.0	11:49	0.0	0.0	-
11:50	0.0	0.0	11:50	0.0	0.0	-
11:51	0.0	0.0	11:51	0.0	0.0	-
11:52	0.0	0.0	11:52	0.0	0.0	-
11:53	0.0	0.0	11:53	0.0	0.0	-
11:54	0.0	0.0	11:54	0.0	0.0	-
11:55	0.0	0.0	11:55	0.0	0.0	-
11:56	0.0	0.0	11:56	0.0	0.0	-
11:57	0.0	0.0	11:57	0.0	0.0	-
11:58	0.0	0.0	11:58	0.0	0.0	-
11:59	0.0	0.0	11:59	0.0	0.0	-
12:00	0.0	0.0	12:00	0.0	0.0	-
12:01	0.0	0.0	12:01	0.0	0.0	-
12:02	0.0	0.0	12:02	0.0	0.0	-
12:03	0.0	0.0	12:03	0.0	0.0	-
12:04	0.0	0.0	12:04	0.0	0.0	-
12:05	0.0	0.0	12:05	0.0	0.0	-
12:06	0.0	0.0	12:06	0.0	0.0	-
12:07	0.0	0.0	12:07	0.0	0.0	-
12:08	0.0	0.0	12:08	0.0	0.0	-
12:09	0.0	0.0	12:09	0.0	0.0	-
12:10	0.0	0.0	12:10	0.0	0.0	-
12:11	0.0	0.0	12:11	0.0	0.0	-
12:12	0.0	0.0	12:12	0.0	0.0	-
12:13	0.0	0.0	12:13	0.0	0.0	-
12:14	0.0	0.0	12:14	0.0	0.0	-
12:15	0.0	0.0	12:15	0.0	0.0	-
12:16	0.0	0.0	12:16	0.0	0.0	-
12:17	0.0	0.0	12:17	0.0	0.0	-
12:18	0.0	0.0	12:18	0.0	0.0	-
12:19	0.0	0.0	12:19	0.0	0.0	-
12:20	0.0	0.0	12:20	0.0	0.0	-
12:21	0.0	0.0	12:21	0.0	0.0	-
12:22	0.0	0.0	12:22	0.0	0.0	-
12:23	0.0	0.0	12:23	0.0	0.0	-
12:24	0.0	0.0	12:24	0.0	0.0	-
12:25	0.0	0.0	12:25	0.0	0.0	-
12:26	0.0	0.0	12:26	0.0	0.0	-
12:27	0.0	0.0	12:27	0.0	0.0	-

Grand Union Bowling Alley Site
BCP #360222
150 Westchester Avenue, Port Chester
December 19, 2024

PID DATA						
Upwind			Downwind			
Time	Concentration (ppm)	15-Min Avg Concentration (ppm)	Time	Concentration (ppm)	15-Min Avg Concentration (ppm)	Exceeds VOC Alarm Limit
12:28	0.0	0.0	12:28	0.0	0.0	-
12:29	0.0	0.0	12:29	0.0	0.0	-
12:30	0.0	0.0	12:30	0.0	0.0	-
12:31	0.0	0.0	12:31	0.0	0.0	-
12:32	0.0	0.0	12:32	0.0	0.0	-
12:33	0.0	0.0	12:33	0.0	0.0	-
12:34	0.0	0.0	12:34	0.0	0.0	-
12:35	0.0	0.0	12:35	0.0	0.0	-
12:36	0.0	0.0	12:36	0.0	0.0	-
12:37	0.0	0.0	12:37	0.0	0.0	-
12:38	0.0	0.0	12:38	0.0	0.0	-
12:39	0.0	0.0	12:39	0.0	0.0	-
12:40	0.0	0.0	12:40	0.0	0.0	-
12:41	0.0	0.0	12:41	0.0	0.0	-
12:42	0.0	0.0	12:42	0.0	0.0	-
12:43	0.0	0.0	12:43	0.0	0.0	-
12:44	0.0	0.0	12:44	0.0	0.0	-
12:45	0.0	0.0	12:45	0.0	0.0	-
12:46	0.0	0.0	12:46	0.0	0.0	-
12:47	0.0	0.0	12:47	0.0	0.0	-
12:48	0.0	0.0	12:48	0.0	0.0	-
12:49	0.0	0.0	12:49	0.0	0.0	-
12:50	0.0	0.0	12:50	0.0	0.0	-
12:51	0.0	0.0	12:51	0.0	0.0	-
12:52	0.0	0.0	12:52	0.0	0.0	-
12:53	0.0	0.0	12:53	0.0	0.0	-
12:54	0.0	0.0	12:54	0.0	0.0	-
12:55	0.0	0.0	12:55	0.0	0.0	-
12:56	0.0	0.0	12:56	0.0	0.0	-
12:57	0.0	0.0	12:57	0.0	0.0	-
12:58	0.0	0.0	12:58	0.0	0.0	-
12:59	0.0	0.0	12:59	0.0	0.0	-
13:00	0.0	0.0	13:00	0.0	0.0	-
13:01	0.0	0.0	13:01	0.0	0.0	-
13:02	0.0	0.0	13:02	0.0	0.0	-
13:03	0.0	0.0	13:03	0.0	0.0	-
13:04	0.0	0.0	13:04	0.0	0.0	-
13:05	0.0	0.0	13:05	0.0	0.0	-
13:06	0.0	0.0	13:06	0.0	0.0	-
13:07	0.0	0.0	13:07	0.0	0.0	-
13:08	0.0	0.0	13:08	0.0	0.0	-
13:09	0.0	0.0	13:09	0.0	0.0	-
13:10	0.0	0.0	13:10	0.0	0.0	-
13:11	0.0	0.0	13:11	0.0	0.0	-
13:12	0.0	0.0	13:12	0.0	0.0	-
13:13	0.0	0.0	13:13	0.0	0.0	-
13:14	0.0	0.0	13:14	0.0	0.0	-
13:15	0.0	0.0	13:15	0.0	0.0	-

Grand Union Bowling Alley Site
BCP #360222
150 Westchester Avenue, Port Chester
December 19, 2024

PID DATA						
Upwind			Downwind			
Time	Concentration (ppm)	15-Min Avg Concentration (ppm)	Time	Concentration (ppm)	15-Min Avg Concentration (ppm)	Exceeds VOC Alarm Limit
13:16	0.0	0.0	13:16	0.0	0.0	-
13:17	0.0	0.0	13:17	0.0	0.0	-
13:18	0.0	0.0	13:18	0.0	0.0	-
13:19	0.0	0.0	13:19	0.0	0.0	-
13:20	0.0	0.0	13:20	0.0	0.0	-
13:21	0.0	0.0	13:21	0.0	0.0	-
13:22	0.0	0.0	13:22	0.0	0.0	-
13:23	0.0	0.0	13:23	0.0	0.0	-
13:24	0.0	0.0	13:24	0.0	0.0	-
13:25	0.0	0.0	13:25	0.0	0.0	-
13:26	0.0	0.0	13:26	0.0	0.0	-
13:27	0.0	0.0	13:27	0.0	0.0	-
13:28	0.0	0.0	13:28	0.0	0.0	-
13:29	0.0	0.0	13:29	0.0	0.0	-
13:30	0.0	0.0	13:30	0.0	0.0	-
13:31	0.0	0.0	13:31	0.0	0.0	-
13:32	0.0	0.0	13:32	0.0	0.0	-
13:33	0.0	0.0	13:33	0.0	0.0	-
13:34	0.0	0.0	13:34	0.0	0.0	-
13:35	0.0	0.0	13:35	0.0	0.0	-
13:36	0.0	0.0	13:36	0.0	0.0	-
13:37	0.0	0.0	13:37	0.0	0.0	-
13:38	0.0	0.0	13:38	0.0	0.0	-
13:39	0.0	0.0	13:39	0.0	0.0	-
13:40	0.0	0.0	13:40	0.0	0.0	-
13:41	0.0	0.0	13:41	0.0	0.0	-
13:42	0.0	0.0	13:42	0.0	0.0	-
13:43	0.0	0.0	13:43	0.0	0.0	-
13:44	0.0	0.0	13:44	0.0	0.0	-
13:45	0.0	0.0	13:45	0.0	0.0	-
13:46	0.0	0.0	13:46	0.0	0.0	-
13:47	0.0	0.0	13:47	0.0	0.0	-
13:48	0.0	0.0	13:48	0.0	0.0	-
13:49	0.0	0.0	13:49	0.0	0.0	-
13:50	0.0	0.0	13:50	0.0	0.0	-
13:51	0.0	0.0	13:51	0.0	0.0	-
13:52	0.0	0.0	13:52	0.0	0.0	-
13:53	0.0	0.0	13:53	0.0	0.0	-
13:54	0.0	0.0	13:54	0.0	0.0	-
13:55	0.0	0.0	13:55	0.0	0.0	-
13:56	0.0	0.0	13:56	0.0	0.0	-
13:57	0.0	0.0	13:57	0.0	0.0	-
13:58	0.0	0.0	13:58	0.0	0.0	-
13:59	0.0	0.0	13:59	0.0	0.0	-
14:00	0.0	0.0	14:00	0.0	0.0	-
14:01	0.0	0.0	14:01	0.0	0.0	-
14:02	0.0	0.0	14:02	0.0	0.0	-
14:03	0.0	0.0	14:03	0.0	0.0	-

Grand Union Bowling Alley Site
BCP #360222
150 Westchester Avenue, Port Chester
December 19, 2024

PID DATA						
Upwind			Downwind			
Time	Concentration (ppm)	15-Min Avg Concentration (ppm)	Time	Concentration (ppm)	15-Min Avg Concentration (ppm)	Exceeds VOC Alarm Limit
14:04	0.0	0.0	14:04	0.0	0.0	-
14:05	0.0	0.0	14:05	0.0	0.0	-
14:06	0.0	0.0	14:06	0.0	0.0	-
14:07	0.0	0.0	14:07	0.0	0.0	-
14:08	0.0	0.0	14:08	0.0	0.0	-
14:09	0.0	0.0	14:09	0.0	0.0	-
14:10	0.0	0.0	14:10	0.0	0.0	-
14:11	0.0	0.0	14:11	0.0	0.0	-
14:12	0.0	0.0	14:12	0.0	0.0	-
14:13	0.0	0.0	14:13	0.0	0.0	-
14:14	0.0	0.0	14:14	0.0	0.0	-
14:15	0.0	0.0	14:15	0.0	0.0	-
14:16	0.0	0.0	14:16	0.0	0.0	-
14:17	0.0	0.0	14:17	0.0	0.0	-
14:18	0.0	0.0	14:18	0.0	0.0	-
14:19	0.0	0.0	14:19	0.0	0.0	-
14:20	0.0	0.0	14:20	0.0	0.0	-
14:21	0.0	0.0	14:21	0.0	0.0	-
14:22	0.0	0.0	14:22	0.0	0.0	-
14:23	0.0	0.0	14:23	0.0	0.0	-
14:24	0.0	0.0	14:24	0.0	0.0	-
14:25	0.0	0.0	14:25	0.0	0.0	-
14:26	0.0	0.0	14:26	0.0	0.0	-
14:27	0.0	0.0	14:27	0.0	0.0	-
14:28	0.0	0.0	14:28	0.0	0.0	-
14:29	0.0	0.0	14:29	0.0	0.0	-
14:30	0.0	0.0	14:30	0.0	0.0	-
14:31	0.0	0.0	14:31	0.0	0.0	-
14:32	0.0	0.0	14:32	0.0	0.0	-
14:33	0.0	0.0	14:33	0.0	0.0	-
14:34	0.0	0.0	14:34	0.0	0.0	-
14:35	0.0	0.0	14:35	0.0	0.0	-
14:36	0.0	0.0	14:36	0.0	0.0	-
14:37	0.0	0.0	14:37	0.0	0.0	-
14:38	0.0	0.0	14:38	0.0	0.0	-
14:39	0.0	0.0	14:39	0.0	0.0	-
14:40	0.0	0.0	14:40	0.0	0.0	-
14:41	0.0	0.0	14:41	0.0	0.0	-
14:42	0.0	0.0	14:42	0.0	0.0	-
14:43	0.0	0.0	14:43	0.0	0.0	-
14:44	0.0	0.0	14:44	0.0	0.0	-
14:45	0.0	0.0	14:45	0.0	0.0	-
14:46	0.0	0.0	14:46	0.0	0.0	-
14:47	0.0	0.0	14:47	0.0	0.0	-
14:48	0.0	0.0	14:48	0.0	0.0	-
14:49	0.0	0.0	14:49	0.0	0.0	-
14:50	0.0	0.0	14:50	0.0	0.0	-
14:51	0.0	0.0	14:51	0.0	0.0	-

Grand Union Bowling Alley Site
BCP #360222
150 Westchester Avenue, Port Chester
December 19, 2024

PID DATA						
Upwind			Downwind			
Time	Concentration (ppm)	15-Min Avg Concentration (ppm)	Time	Concentration (ppm)	15-Min Avg Concentration (ppm)	Exceeds VOC Alarm Limit
14:52	0.0	0.0	14:52	0.0	0.0	-
14:53	0.0	0.0	14:53	0.0	0.0	-
14:54	0.0	0.0	14:54	0.0	0.0	-
14:55	0.0	0.0	14:55	0.0	0.0	-
14:56	0.0	0.0	14:56	0.0	0.0	-
14:57	0.0	0.0	14:57	0.0	0.0	-
14:58	0.0	0.0	14:58	0.0	0.0	-
14:59	0.0	0.0	14:59	0.0	0.0	-
15:00	0.0	0.0	15:00	0.0	0.0	-
15:01	0.0	0.0	15:01	0.0	0.0	-
15:02	0.0	0.0	15:02	0.0	0.0	-
15:03	0.0	0.0	15:03	0.0	0.0	-
15:04	0.0	0.0	15:04	0.0	0.0	-
15:05	0.0	0.0	15:05	0.0	0.0	-
15:06	0.0	0.0	15:06	0.0	0.0	-
15:07	0.0	0.0	15:07	0.0	0.0	-
15:08	0.0	0.0	15:08	0.0	0.0	-
15:09	0.0	0.0	15:09	0.0	0.0	-
15:10	0.0	0.0	15:10	0.0	0.0	-
15:11	0.0	0.0	15:11	0.0	0.0	-
15:12	0.0	0.0	15:12	0.0	0.0	-

SESI CONSULTING ENGINEERS

959 US-46 Floor 3, Suite 300 - Parsippany-Troy Hills, NJ

DAILY AIR MONITORING REPORT
150 Westchester Avenue
Port Chester, New York

12/20/2024

Rev. No. 0	Page 1 of 2
Project Number: 11895A	
Dust Action Level	150 µg/m^3
VOC Action Level	5 ppm

Weather Data Range for Work Day		Wind Direction	NE	Relative Humidity (%)	70.0 - 95.0	Daily Rain Total (in)	0.08	Readings in the summary table and graphs below are the reported downwind concentrations.
Temperature (°F)	32.0 - 36.0	Wind Speed (MPH)	3.4 - 6.7	Barometer (inHg)	30.10 - 30.20	Avg. Dew Point Temp (°F)	28.7	

Station Location	Daily Avg. Dust Concentration (µg/m^3)	Max 15-Min Dust Concentration (µg/m^3)	Time of Max Dust Reading	Daily Avg. VOC Concentration (ppm)	Max 15-Min VOC Concentration (ppm)	Time of Max VOC Reading
Upwind	26.3	32.3	13:11	0.0	0.0	8:58
Downwind	9.6	31.1	14:57	0.0	0.0	8:59

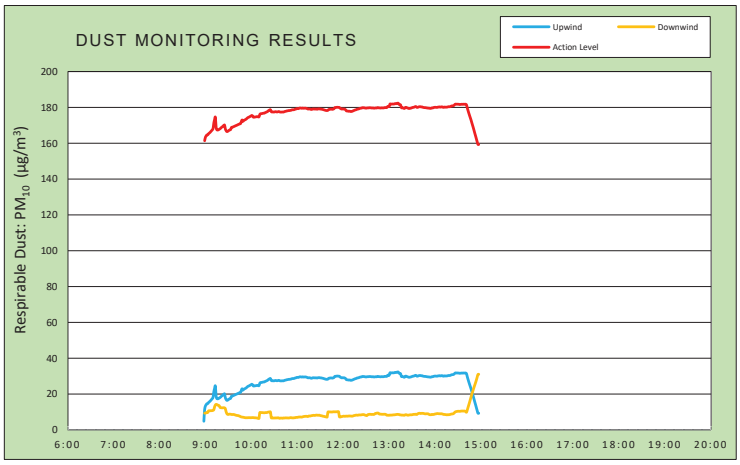

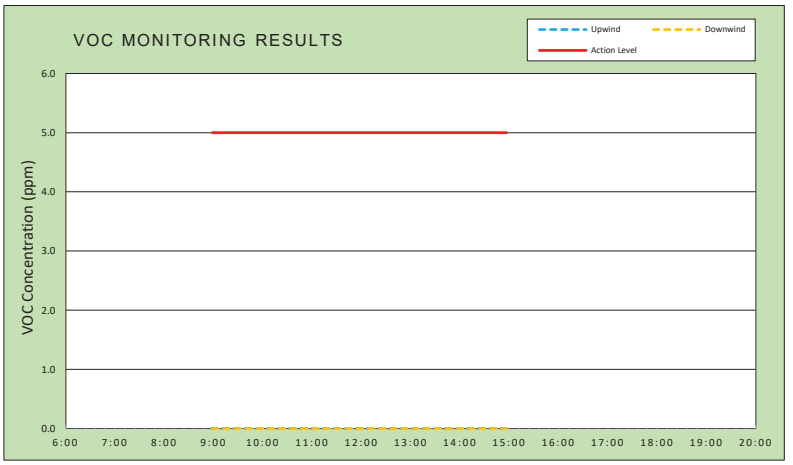

Air Monitoring Notes:

Weather Notes:

EMILCOTT
A Triumvirate Environmental Company

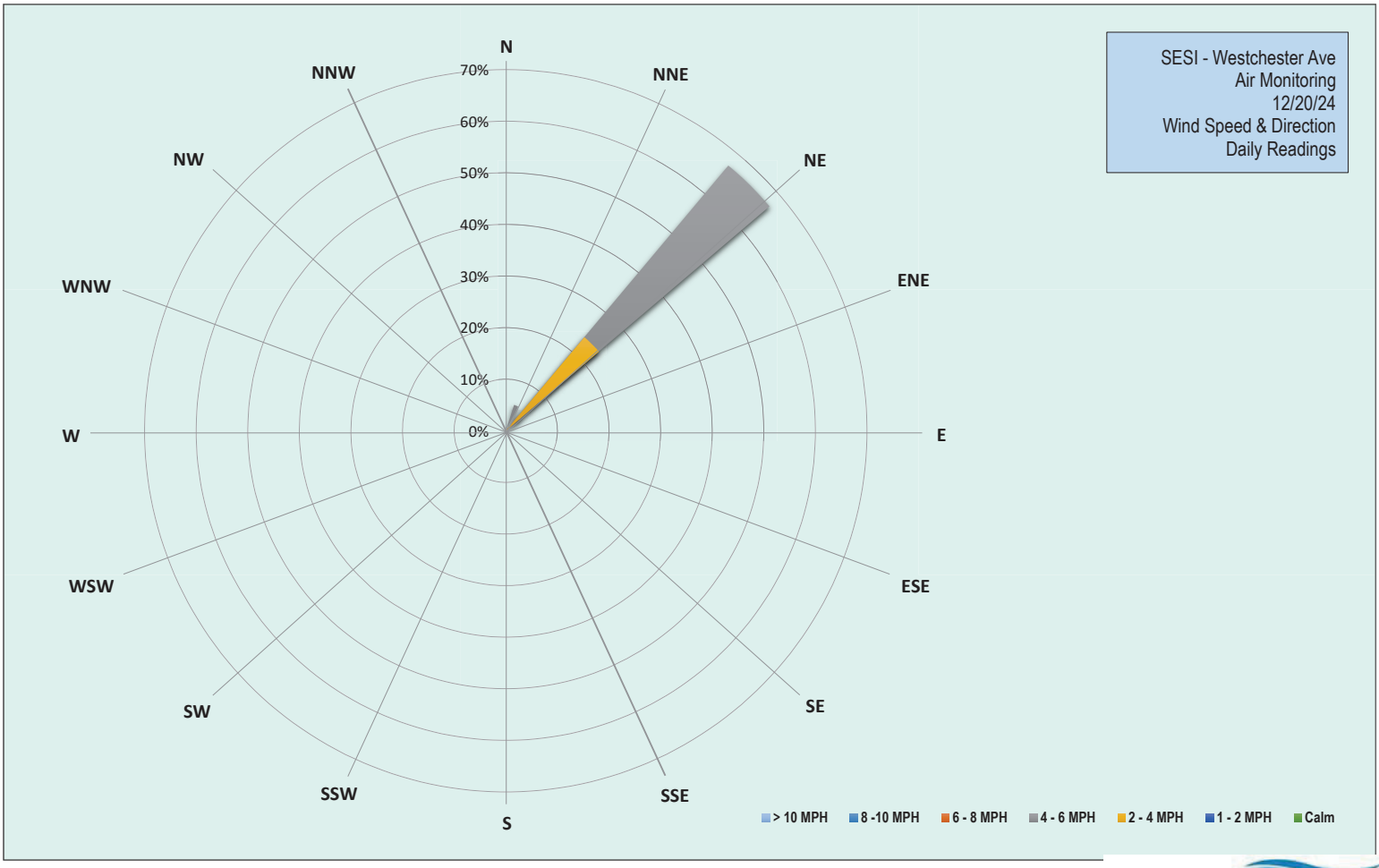

EMILCOTT
A Triumvirate Environmental Company

Grand Union Bowling Alley Site
BCP #360222
150 Westchester Avenue, Port Chester
December 20, 2024

Friday, December 20, 2024						
Number of Instances Where Downwind Particulates Exceeds Upwind Particulate + 150 =						0
Number of Comparable Data Points =						359
Start Time:						8:43
End Time:						14:57
PARTICULATE DATA						
Upwind			Downwind			Exceeds Particulate Alarm Limit
Time	Concentration (ug/m^3)	15-Min Avg Concentration (ug/m^3)	Time	Concentration (ug/m^3)	15-Min Avg Concentration (ug/m^3)	
8:43	8.0	-	8:43	-	-	-
8:44	4.3	-	8:44	10.8	-	-
8:45	5.3	-	8:45	10.3	-	-
8:46	4.3	-	8:46	9.3	-	-
8:47	4.8	-	8:47	10.5	-	-
8:48	11.8	-	8:48	9.8	-	-
8:49	3.3	-	8:49	10.0	-	-
8:50	4.3	-	8:50	9.3	-	-
8:51	4.3	-	8:51	8.8	-	-
8:52	5.3	-	8:52	8.8	-	-
8:53	3.8	-	8:53	8.5	-	-
8:54	4.3	-	8:54	9.0	-	-
8:55	3.8	-	8:55	8.5	-	-
8:56	3.0	-	8:56	9.3	-	-
8:57	4.5	-	8:57	9.3	-	-
8:58	6.5	4.9	8:58	8.8	-	-
8:59	102.3	11.4	8:59	10.5	9.4	-
9:00	34.0	13.3	9:00	11.5	9.4	-
9:01	15.5	14.1	9:01	10.8	9.5	-
9:02	13.8	14.7	9:02	13.3	9.7	-
9:03	11.5	14.7	9:03	9.5	9.7	-
9:04	12.3	15.3	9:04	23.5	10.6	-
9:05	10.3	15.7	9:05	11.0	10.7	-
9:06	9.8	16.0	9:06	8.8	10.7	-
9:07	12.5	16.5	9:07	9.3	10.8	-
9:08	11.0	17.0	9:08	8.8	10.8	-
9:09	12.0	17.5	9:09	9.5	10.8	-
9:10	13.5	18.2	9:10	10.8	11.0	-
9:11	49.5	21.3	9:11	14.3	11.3	-
9:12	32.8	23.1	9:12	33.3	12.9	-
9:13	27.3	24.5	9:13	24.0	13.9	-
9:14	16.8	18.8	9:14	16.0	14.3	-
9:15	14.3	17.5	9:15	9.5	14.1	-
9:16	13.8	17.4	9:16	8.0	14.0	-
9:17	15.5	17.5	9:17	8.5	13.6	-
9:18	15.8	17.8	9:18	8.8	13.6	-
9:19	16.3	18.1	9:19	9.3	12.6	-
9:20	15.5	18.4	9:20	8.0	12.4	-
9:21	16.5	18.9	9:21	8.3	12.4	-
9:22	16.8	19.1	9:22	8.3	12.3	-
9:23	17.5	19.6	9:23	9.8	12.4	-

Grand Union Bowling Alley Site
BCP #360222
150 Westchester Avenue, Port Chester
December 20, 2024

PARTICULATE DATA						
Upwind			Downwind			Exceeds Particulate Alarm Limit
Time	Concentration (ug/m^3)	15-Min Avg Concentration (ug/m^3)	Time	Concentration (ug/m^3)	15-Min Avg Concentration (ug/m^3)	
9:24	17.3	19.9	9:24	9.5	12.4	-
9:25	17.8	20.2	9:25	9.5	12.3	-
9:26	17.3	18.1	9:26	8.3	11.9	-
9:27	18.5	17.1	9:27	8.0	10.2	-
9:28	18.5	16.5	9:28	7.8	9.2	-
9:29	18.5	16.6	9:29	9.5	8.7	-
9:30	18.3	16.9	9:30	8.8	8.7	-
9:31	19.0	17.3	9:31	10.5	8.8	-
9:32	18.5	17.5	9:32	8.3	8.8	-
9:33	18.8	17.7	9:33	8.0	8.8	-
9:34	33.8	18.8	9:34	7.5	8.7	-
9:35	17.0	18.9	9:35	7.5	8.6	-
9:36	19.0	19.1	9:36	8.5	8.6	-
9:37	19.8	19.3	9:37	8.3	8.6	-
9:38	20.3	19.5	9:38	7.8	8.5	-
9:39	20.5	19.7	9:39	7.5	8.4	-
9:40	20.5	19.9	9:40	7.3	8.2	-
9:41	20.0	20.1	9:41	6.8	8.1	-
9:42	21.5	20.3	9:42	7.0	8.1	-
9:43	21.8	20.5	9:43	6.8	8.0	-
9:44	21.3	20.7	9:44	7.0	7.8	-
9:45	21.0	20.8	9:45	6.3	7.7	-
9:46	21.5	21.0	9:46	6.5	7.4	-
9:47	36.3	22.2	9:47	6.5	7.3	-
9:48	31.0	23.0	9:48	6.5	7.2	-
9:49	22.0	22.2	9:49	6.8	7.1	-
9:50	23.5	22.7	9:50	6.3	7.0	-
9:51	23.3	22.9	9:51	7.0	6.9	-
9:52	22.8	23.1	9:52	7.0	6.9	-
9:53	24.3	23.4	9:53	7.0	6.8	-
9:54	25.8	23.8	9:54	8.0	6.8	-
9:55	26.5	24.2	9:55	7.0	6.8	-
9:56	24.0	24.4	9:56	7.5	6.9	-
9:57	24.3	24.6	9:57	6.8	6.9	-
9:58	25.3	24.8	9:58	7.0	6.9	-
9:59	25.3	25.1	9:59	6.5	6.8	-
10:00	24.5	25.3	10:00	6.5	6.9	-
10:01	24.3	25.5	10:01	7.0	6.9	-
10:02	26.8	24.9	10:02	6.8	6.9	-
10:03	24.8	24.5	10:03	5.8	6.9	-
10:04	24.8	24.7	10:04	6.0	6.8	-
10:05	23.5	24.7	10:05	6.0	6.8	-
10:06	24.3	24.7	10:06	6.5	6.8	-
10:07	24.5	24.8	10:07	6.0	6.7	-
10:08	24.0	24.8	10:08	5.5	6.6	-
10:09	24.8	24.8	10:09	6.0	6.5	-
10:10	25.5	24.7	10:10	6.5	6.4	-
10:11	43.8	26.0	10:11	57.0	9.7	-

Grand Union Bowling Alley Site
BCP #360222
150 Westchester Avenue, Port Chester
December 20, 2024

PARTICULATE DATA						
Upwind			Downwind			Exceeds Particulate Alarm Limit
Time	Concentration (ug/m^3)	15-Min Avg Concentration (ug/m^3)	Time	Concentration (ug/m^3)	15-Min Avg Concentration (ug/m^3)	
10:12	31.0	26.5	10:12	6.8	9.7	-
10:13	25.8	26.5	10:13	6.8	9.7	-
10:14	26.8	26.6	10:14	6.5	9.7	-
10:15	26.0	26.7	10:15	5.8	9.7	-
10:16	25.8	26.8	10:16	6.5	9.6	-
10:17	27.0	26.8	10:17	6.3	9.6	-
10:18	28.8	27.1	10:18	7.0	9.7	-
10:19	27.3	27.2	10:19	6.5	9.7	-
10:20	27.0	27.5	10:20	5.8	9.7	-
10:21	26.8	27.6	10:21	8.5	9.8	-
10:22	30.5	28.0	10:22	8.3	10.0	-
10:23	28.8	28.4	10:23	6.3	10.0	-
10:24	28.3	28.6	10:24	6.8	10.1	-
10:25	27.8	28.7	10:25	6.8	10.1	-
10:26	27.5	27.7	10:26	7.3	6.8	-
10:27	28.0	27.5	10:27	5.8	6.7	-
10:28	26.3	27.5	10:28	6.5	6.7	-
10:29	25.8	27.4	10:29	6.3	6.7	-
10:30	26.5	27.5	10:30	6.0	6.7	-
10:31	27.5	27.6	10:31	6.5	6.7	-
10:32	27.5	27.6	10:32	6.8	6.7	-
10:33	27.0	27.5	10:33	7.0	6.7	-
10:34	27.3	27.5	10:34	6.8	6.7	-
10:35	28.8	27.6	10:35	6.8	6.8	-
10:36	28.0	27.7	10:36	6.3	6.7	-
10:37	27.5	27.5	10:37	6.0	6.5	-
10:38	27.5	27.4	10:38	8.0	6.6	-
10:39	28.0	27.4	10:39	6.8	6.6	-
10:40	28.3	27.4	10:40	6.8	6.6	-
10:41	27.8	27.4	10:41	6.0	6.5	-
10:42	27.8	27.4	10:42	8.3	6.7	-
10:43	29.0	27.6	10:43	6.0	6.7	-
10:44	28.0	27.8	10:44	6.8	6.7	-
10:45	27.8	27.8	10:45	6.8	6.8	-
10:46	29.8	28.0	10:46	6.0	6.7	-
10:47	28.8	28.1	10:47	6.8	6.7	-
10:48	28.3	28.2	10:48	6.5	6.7	-
10:49	28.8	28.3	10:49	6.8	6.7	-
10:50	28.5	28.2	10:50	7.8	6.8	-
10:51	29.8	28.4	10:51	7.8	6.9	-
10:52	28.5	28.4	10:52	6.3	6.9	-
10:53	30.5	28.6	10:53	6.3	6.8	-
10:54	29.0	28.7	10:54	6.8	6.8	-
10:55	28.3	28.7	10:55	6.5	6.7	-
10:56	29.0	28.8	10:56	7.5	6.8	-
10:57	30.8	29.0	10:57	8.0	6.8	-
10:58	30.3	29.1	10:58	8.3	7.0	-
10:59	31.0	29.3	10:59	7.5	7.0	-

Grand Union Bowling Alley Site
BCP #360222
150 Westchester Avenue, Port Chester
December 20, 2024

PARTICULATE DATA						
Upwind			Downwind			Exceeds Particulate Alarm Limit
Time	Concentration (ug/m^3)	15-Min Avg Concentration (ug/m^3)	Time	Concentration (ug/m^3)	15-Min Avg Concentration (ug/m^3)	
11:00	29.3	29.4	11:00	6.5	7.0	-
11:01	29.0	29.3	11:01	7.8	7.1	-
11:02	30.3	29.4	11:02	8.0	7.2	-
11:03	31.5	29.6	11:03	6.8	7.2	-
11:04	29.3	29.7	11:04	7.0	7.2	-
11:05	27.5	29.6	11:05	7.0	7.2	-
11:06	28.8	29.5	11:06	7.8	7.2	-
11:07	30.5	29.7	11:07	8.3	7.3	-
11:08	28.8	29.5	11:08	8.3	7.5	-
11:09	29.3	29.6	11:09	8.0	7.5	-
11:10	28.8	29.6	11:10	7.3	7.6	-
11:11	28.8	29.6	11:11	8.0	7.6	-
11:12	29.0	29.5	11:12	8.3	7.6	-
11:13	27.8	29.3	11:13	6.8	7.5	-
11:14	28.0	29.1	11:14	7.3	7.5	-
11:15	30.0	29.1	11:15	10.3	7.8	-
11:16	29.0	29.1	11:16	8.0	7.8	-
11:17	28.8	29.0	11:17	8.0	7.8	-
11:18	29.3	28.9	11:18	8.8	7.9	-
11:19	29.3	28.9	11:19	8.3	8.0	-
11:20	30.5	29.1	11:20	8.0	8.1	-
11:21	29.5	29.1	11:21	9.3	8.2	-
11:22	29.8	29.1	11:22	7.8	8.1	-
11:23	29.0	29.1	11:23	7.8	8.1	-
11:24	28.8	29.1	11:24	9.8	8.2	-
11:25	29.0	29.1	11:25	8.3	8.3	-
11:26	27.3	29.0	11:26	7.5	8.3	-
11:27	31.3	29.1	11:27	7.5	8.2	-
11:28	28.5	29.2	11:28	7.0	8.2	-
11:29	28.0	29.2	11:29	7.5	8.2	-
11:30	28.3	29.1	11:30	7.3	8.0	-
11:31	29.0	29.1	11:31	7.0	8.0	-
11:32	27.3	29.0	11:32	6.8	7.9	-
11:33	27.8	28.9	11:33	6.5	7.7	-
11:34	27.8	28.8	11:34	6.8	7.6	-
11:35	28.3	28.6	11:35	7.0	7.6	-
11:36	27.5	28.5	11:36	7.3	7.4	-
11:37	27.8	28.4	11:37	6.5	7.4	-
11:38	27.8	28.3	11:38	6.8	7.3	-
11:39	28.8	28.3	11:39	8.0	7.2	-
11:40	30.5	28.4	11:40	50.5	10.0	-
11:41	34.3	28.8	11:41	9.3	10.1	-
11:42	31.8	28.9	11:42	7.0	10.1	-
11:43	31.0	29.0	11:43	6.8	10.1	-
11:44	27.3	29.0	11:44	7.3	10.0	-
11:45	29.0	29.0	11:45	7.0	10.0	-
11:46	27.3	28.9	11:46	7.5	10.1	-
11:47	29.8	29.1	11:47	8.0	10.1	-

Grand Union Bowling Alley Site
BCP #360222
150 Westchester Avenue, Port Chester
December 20, 2024

PARTICULATE DATA						
Upwind			Downwind			Exceeds Particulate Alarm Limit
Time	Concentration (ug/m^3)	15-Min Avg Concentration (ug/m^3)	Time	Concentration (ug/m^3)	15-Min Avg Concentration (ug/m^3)	
11:48	30.8	29.3	11:48	6.5	10.1	-
11:49	36.8	29.9	11:49	6.5	10.1	-
11:50	29.0	29.9	11:50	7.3	10.1	-
11:51	28.5	30.0	11:51	7.3	10.1	-
11:52	28.8	30.1	11:52	7.3	10.2	-
11:53	27.5	30.1	11:53	7.0	10.2	-
11:54	28.0	30.0	11:54	7.8	10.2	-
11:55	29.8	30.0	11:55	7.5	7.3	-
11:56	28.0	29.5	11:56	8.0	7.2	-
11:57	28.0	29.3	11:57	8.5	7.3	-
11:58	28.0	29.1	11:58	8.8	7.5	-
11:59	28.5	29.2	11:59	8.3	7.5	-
12:00	27.8	29.1	12:00	9.0	7.7	-
12:01	28.0	29.1	12:01	7.8	7.7	-
12:02	27.3	29.0	12:02	7.0	7.6	-
12:03	27.0	28.7	12:03	7.3	7.7	-
12:04	27.8	28.1	12:04	7.3	7.7	-
12:05	27.3	28.0	12:05	6.8	7.7	-
12:06	27.8	28.0	12:06	7.5	7.7	-
12:07	27.3	27.9	12:07	8.3	7.8	-
12:08	27.8	27.9	12:08	7.5	7.8	-
12:09	27.5	27.8	12:09	7.3	7.8	-
12:10	27.5	27.7	12:10	7.5	7.8	-
12:11	29.5	27.8	12:11	7.0	7.7	-
12:12	29.3	27.9	12:12	8.8	7.7	-
12:13	31.5	28.1	12:13	10.8	7.9	-
12:14	31.0	28.3	12:14	10.8	8.0	-
12:15	31.0	28.5	12:15	10.0	8.1	-
12:16	29.8	28.6	12:16	9.5	8.2	-
12:17	29.5	28.8	12:17	8.3	8.3	-
12:18	30.5	29.0	12:18	6.8	8.3	-
12:19	28.3	29.0	12:19	6.8	8.2	-
12:20	29.8	29.2	12:20	8.5	8.3	-
12:21	29.0	29.3	12:21	8.3	8.4	-
12:22	30.5	29.5	12:22	8.3	8.4	-
12:23	29.0	29.6	12:23	7.5	8.4	-
12:24	28.3	29.6	12:24	8.5	8.5	-
12:25	31.0	29.9	12:25	8.5	8.5	-
12:26	28.5	29.8	12:26	7.5	8.6	-
12:27	30.0	29.8	12:27	8.5	8.6	-
12:28	29.5	29.7	12:28	8.0	8.4	-
12:29	30.3	29.7	12:29	8.5	8.2	-
12:30	29.8	29.6	12:30	8.3	8.1	-
12:31	31.8	29.7	12:31	8.5	8.0	-
12:32	29.8	29.7	12:32	15.3	8.5	-
12:33	30.8	29.7	12:33	8.3	8.6	-
12:34	29.5	29.8	12:34	8.8	8.7	-
12:35	29.3	29.8	12:35	8.3	8.7	-

Grand Union Bowling Alley Site
BCP #360222
150 Westchester Avenue, Port Chester
December 20, 2024

PARTICULATE DATA						
Upwind			Downwind			Exceeds Particulate Alarm Limit
Time	Concentration (ug/m^3)	15-Min Avg Concentration (ug/m^3)	Time	Concentration (ug/m^3)	15-Min Avg Concentration (ug/m^3)	
12:36	29.0	29.8	12:36	8.3	8.7	-
12:37	29.0	29.7	12:37	7.3	8.7	-
12:38	28.8	29.7	12:38	8.0	8.7	-
12:39	29.0	29.7	12:39	8.3	8.7	-
12:40	29.0	29.6	12:40	8.3	8.7	-
12:41	28.8	29.6	12:41	11.0	8.9	-
12:42	31.3	29.7	12:42	13.5	9.2	-
12:43	29.8	29.7	12:43	8.0	9.2	-
12:44	30.0	29.7	12:44	11.5	9.4	-
12:45	33.3	29.9	12:45	8.3	9.4	-
12:46	29.8	29.8	12:46	7.5	9.4	-
12:47	29.3	29.8	12:47	8.5	8.9	-
12:48	30.0	29.7	12:48	7.8	8.9	-
12:49	28.8	29.7	12:49	8.0	8.8	-
12:50	30.8	29.8	12:50	7.5	8.8	-
12:51	28.5	29.7	12:51	7.8	8.7	-
12:52	29.0	29.7	12:52	7.5	8.8	-
12:53	29.0	29.7	12:53	8.0	8.8	-
12:54	31.3	29.9	12:54	8.5	8.8	-
12:55	29.0	29.9	12:55	7.8	8.7	-
12:56	29.3	29.9	12:56	8.0	8.5	-
12:57	31.0	29.9	12:57	9.0	8.2	-
12:58	39.0	30.5	12:58	8.3	8.3	-
12:59	29.8	30.5	12:59	11.0	8.2	-
13:00	32.0	30.4	13:00	7.8	8.2	-
13:01	51.8	31.9	13:01	9.5	8.3	-
13:02	29.5	31.9	13:02	7.8	8.3	-
13:03	28.5	31.8	13:03	8.3	8.3	-
13:04	30.3	31.9	13:04	8.3	8.3	-
13:05	30.5	31.9	13:05	8.8	8.4	-
13:06	28.5	31.9	13:06	8.3	8.4	-
13:07	30.5	32.0	13:07	7.8	8.5	-
13:08	31.5	32.2	13:08	9.0	8.5	-
13:09	29.5	32.0	13:09	9.5	8.6	-
13:10	32.0	32.2	13:10	9.0	8.7	-
13:11	30.5	32.3	13:11	8.5	8.7	-
13:12	31.0	32.3	13:12	8.0	8.6	-
13:13	28.5	31.6	13:13	8.0	8.6	-
13:14	29.3	31.6	13:14	8.0	8.4	-
13:15	28.3	31.3	13:15	7.8	8.4	-
13:16	28.8	29.8	13:16	7.8	8.3	-
13:17	29.3	29.8	13:17	7.5	8.3	-
13:18	27.5	29.7	13:18	8.3	8.3	-
13:19	27.5	29.5	13:19	7.5	8.2	-
13:20	28.5	29.4	13:20	8.5	8.2	-
13:21	36.0	29.9	13:21	11.8	8.5	-
13:22	32.5	30.0	13:22	8.5	8.5	-
13:23	28.3	29.8	13:23	7.5	8.4	-

Grand Union Bowling Alley Site
BCP #360222
150 Westchester Avenue, Port Chester
December 20, 2024

PARTICULATE DATA						
Upwind			Downwind			Exceeds Particulate Alarm Limit
Time	Concentration (ug/m^3)	15-Min Avg Concentration (ug/m^3)	Time	Concentration (ug/m^3)	15-Min Avg Concentration (ug/m^3)	
13:24	27.8	29.7	13:24	7.5	8.3	-
13:25	29.0	29.5	13:25	8.8	8.3	-
13:26	29.0	29.4	13:26	10.0	8.4	-
13:27	31.8	29.5	13:27	9.0	8.4	-
13:28	30.0	29.6	13:28	8.8	8.5	-
13:29	31.0	29.7	13:29	7.8	8.5	-
13:30	31.0	29.9	13:30	8.5	8.5	-
13:31	31.0	30.0	13:31	9.5	8.6	-
13:32	29.8	30.0	13:32	8.8	8.7	-
13:33	30.5	30.2	13:33	8.5	8.7	-
13:34	30.0	30.4	13:34	7.5	8.7	-
13:35	29.5	30.5	13:35	9.5	8.8	-
13:36	30.0	30.1	13:36	9.0	8.6	-
13:37	31.8	30.0	13:37	13.3	8.9	-
13:38	30.5	30.2	13:38	11.0	9.2	-
13:39	30.3	30.3	13:39	9.5	9.3	-
13:40	29.8	30.4	13:40	9.3	9.3	-
13:41	28.8	30.4	13:41	8.0	9.2	-
13:42	29.8	30.2	13:42	10.3	9.3	-
13:43	30.5	30.3	13:43	8.8	9.3	-
13:44	28.0	30.1	13:44	7.8	9.3	-
13:45	29.5	30.0	13:45	7.5	9.2	-
13:46	29.8	29.9	13:46	7.8	9.1	-
13:47	29.8	29.9	13:47	7.5	9.0	-
13:48	29.5	29.8	13:48	8.5	9.0	-
13:49	28.8	29.7	13:49	8.3	9.1	-
13:50	28.5	29.7	13:50	9.0	9.0	-
13:51	29.0	29.6	13:51	8.5	9.0	-
13:52	31.5	29.6	13:52	9.0	8.7	-
13:53	29.3	29.5	13:53	8.5	8.5	-
13:54	29.5	29.5	13:54	9.0	8.5	-
13:55	31.3	29.6	13:55	9.8	8.5	-
13:56	31.5	29.7	13:56	10.5	8.7	-
13:57	29.3	29.7	13:57	8.5	8.6	-
13:58	33.8	29.9	13:58	10.0	8.7	-
13:59	29.3	30.0	13:59	9.0	8.8	-
14:00	30.8	30.1	14:00	10.0	8.9	-
14:01	29.0	30.0	14:01	8.5	9.0	-
14:02	29.5	30.0	14:02	9.3	9.1	-
14:03	29.8	30.0	14:03	9.5	9.2	-
14:04	31.3	30.2	14:04	7.5	9.1	-
14:05	28.5	30.2	14:05	8.3	9.1	-
14:06	30.3	30.3	14:06	8.5	9.1	-
14:07	29.5	30.2	14:07	8.5	9.0	-
14:08	30.8	30.3	14:08	9.0	9.1	-
14:09	30.5	30.3	14:09	7.8	9.0	-
14:10	28.5	30.1	14:10	8.0	8.9	-
14:11	29.8	30.0	14:11	7.8	8.7	-

Grand Union Bowling Alley Site
BCP #360222
150 Westchester Avenue, Port Chester
December 20, 2024

PARTICULATE DATA						
Upwind			Downwind			Exceeds Particulate Alarm Limit
Time	Concentration (ug/m^3)	15-Min Avg Concentration (ug/m^3)	Time	Concentration (ug/m^3)	15-Min Avg Concentration (ug/m^3)	
14:12	32.0	30.2	14:12	8.5	8.7	-
14:13	32.5	30.1	14:13	8.8	8.6	-
14:14	29.8	30.2	14:14	8.8	8.6	-
14:15	30.5	30.1	14:15	8.5	8.5	-
14:16	30.0	30.2	14:16	8.8	8.5	-
14:17	31.5	30.3	14:17	10.0	8.5	-
14:18	30.8	30.4	14:18	9.0	8.5	-
14:19	30.8	30.4	14:19	9.0	8.6	-
14:20	30.3	30.5	14:20	9.8	8.7	-
14:21	33.5	30.7	14:21	10.8	8.9	-
14:22	31.5	30.8	14:22	9.5	8.9	-
14:23	31.5	30.9	14:23	9.8	9.0	-
14:24	31.8	31.0	14:24	10.3	9.1	-
14:25	32.8	31.3	14:25	13.5	9.5	-
14:26	36.5	31.7	14:26	14.5	10.0	-
14:27	34.0	31.8	14:27	12.0	10.2	-
14:28	31.5	31.8	14:28	10.3	10.3	-
14:29	30.3	31.8	14:29	10.3	10.4	-
14:30	29.8	31.8	14:30	9.0	10.4	-
14:31	30.0	31.8	14:31	9.0	10.4	-
14:32	29.5	31.6	14:32	9.3	10.4	-
14:33	31.5	31.7	14:33	9.8	10.4	-
14:34	31.3	31.7	14:34	10.3	10.5	-
14:35	31.3	31.8	14:35	10.3	10.6	-
14:36	32.8	31.7	14:36	10.8	10.6	-
14:37	32.5	31.8	14:37	9.3	10.5	-
14:38	30.8	31.7	14:38	10.0	10.6	-
14:39	32.5	31.8	14:39	9.3	10.5	-
14:40	32.3	31.8	14:40	9.5	10.2	-
14:41	31.8	31.4	14:41	9.3	9.9	-
14:42	9.3	29.8	14:42	30.3	11.1	-
14:43	9.0	28.3	14:43	32.0	12.5	-
14:44	9.0	26.9	14:44	31.5	14.0	-
14:45	9.5	25.5	14:45	30.5	15.4	-
14:46	10.5	24.2	14:46	32.0	16.9	-
14:47	9.8	22.9	14:47	31.5	18.4	-
14:48	9.0	21.4	14:48	32.8	19.9	-
14:49	9.8	20.0	14:49	30.3	21.3	-
14:50	9.5	18.5	14:50	31.3	22.7	-
14:51	9.5	17.0	14:51	30.5	24.0	-
14:52	8.8	15.4	14:52	28.8	25.3	-
14:53	8.5	13.9	14:53	29.3	26.6	-
14:54	8.8	12.3	14:54	30.3	28.0	-
14:55	9.3	10.8	14:55	32.5	29.5	-
14:56	10.0	9.3	14:56	31.5	31.0	-
14:57	9.0	9.3	14:57	31.3	31.1	-

Grand Union Bowling Alley Site
BCP #360222
150 Westchester Avenue, Port Chester
December 20, 2024

Friday, December 20, 2024						
					Number of Instances Where Downwind VOCs Exceeds Upwind VOCs + 5 =	0
					Number of Comparable Data Points =	359
					Start Time:	8:43
					End Time:	14:57
PID DATA						
Upwind			Downwind			
Time	Concentration (ppm)	15-Min Avg Concentration (ppm)	Time	Concentration (ppm)	15-Min Avg Concentration (ppm)	Exceeds VOC Alarm Limit
8:43	0.0	-	8:43	-	-	-
8:44	0.0	-	8:44	0.0	-	-
8:45	0.0	-	8:45	0.0	-	-
8:46	0.0	-	8:46	0.0	-	-
8:47	0.0	-	8:47	0.0	-	-
8:48	0.0	-	8:48	0.0	-	-
8:49	0.0	-	8:49	0.0	-	-
8:50	0.0	-	8:50	0.0	-	-
8:51	0.0	-	8:51	0.0	-	-
8:52	0.0	-	8:52	0.0	-	-
8:53	0.0	-	8:53	0.0	-	-
8:54	0.0	-	8:54	0.0	-	-
8:55	0.0	-	8:55	0.0	-	-
8:56	0.0	-	8:56	0.0	-	-
8:57	0.0	-	8:57	0.0	-	-
8:58	0.0	0.0	8:58	0.0	-	-
8:59	0.0	0.0	8:59	0.0	0.0	-
9:00	0.0	0.0	9:00	0.0	0.0	-
9:01	0.0	0.0	9:01	0.0	0.0	-
9:02	0.0	0.0	9:02	0.0	0.0	-
9:03	0.0	0.0	9:03	0.0	0.0	-
9:04	0.0	0.0	9:04	0.0	0.0	-
9:05	0.0	0.0	9:05	0.0	0.0	-
9:06	0.0	0.0	9:06	0.0	0.0	-
9:07	0.0	0.0	9:07	0.0	0.0	-
9:08	0.0	0.0	9:08	0.0	0.0	-
9:09	0.0	0.0	9:09	0.0	0.0	-
9:10	0.0	0.0	9:10	0.0	0.0	-
9:11	0.0	0.0	9:11	0.0	0.0	-
9:12	0.0	0.0	9:12	0.0	0.0	-
9:13	0.0	0.0	9:13	0.0	0.0	-
9:14	0.0	0.0	9:14	0.0	0.0	-
9:15	0.0	0.0	9:15	0.0	0.0	-
9:16	0.0	0.0	9:16	0.0	0.0	-
9:17	0.0	0.0	9:17	0.0	0.0	-
9:18	0.0	0.0	9:18	0.0	0.0	-
9:19	0.0	0.0	9:19	0.0	0.0	-
9:20	0.0	0.0	9:20	0.0	0.0	-
9:21	0.0	0.0	9:21	0.0	0.0	-
9:22	0.0	0.0	9:22	0.0	0.0	-
9:23	0.0	0.0	9:23	0.0	0.0	-
9:24	0.0	0.0	9:24	0.0	0.0	-
9:25	0.0	0.0	9:25	0.0	0.0	-

Grand Union Bowling Alley Site
BCP #360222
150 Westchester Avenue, Port Chester
December 20, 2024

PID DATA						
Upwind			Downwind			
Time	Concentration (ppm)	15-Min Avg Concentration (ppm)	Time	Concentration (ppm)	15-Min Avg Concentration (ppm)	Exceeds VOC Alarm Limit
9:26	0.0	0.0	9:26	0.0	0.0	-
9:27	0.0	0.0	9:27	0.0	0.0	-
9:28	0.0	0.0	9:28	0.0	0.0	-
9:29	0.0	0.0	9:29	0.0	0.0	-
9:30	0.0	0.0	9:30	0.0	0.0	-
9:31	0.0	0.0	9:31	0.0	0.0	-
9:32	0.0	0.0	9:32	0.0	0.0	-
9:33	0.0	0.0	9:33	0.0	0.0	-
9:34	0.0	0.0	9:34	0.0	0.0	-
9:35	0.0	0.0	9:35	0.0	0.0	-
9:36	0.0	0.0	9:36	0.0	0.0	-
9:37	0.0	0.0	9:37	0.0	0.0	-
9:38	0.0	0.0	9:38	0.0	0.0	-
9:39	0.0	0.0	9:39	0.0	0.0	-
9:40	0.0	0.0	9:40	0.0	0.0	-
9:41	0.0	0.0	9:41	0.0	0.0	-
9:42	0.0	0.0	9:42	0.0	0.0	-
9:43	0.0	0.0	9:43	0.0	0.0	-
9:44	0.0	0.0	9:44	0.0	0.0	-
9:45	0.0	0.0	9:45	0.0	0.0	-
9:46	0.0	0.0	9:46	0.0	0.0	-
9:47	0.0	0.0	9:47	0.0	0.0	-
9:48	0.0	0.0	9:48	0.0	0.0	-
9:49	0.0	0.0	9:49	0.0	0.0	-
9:50	0.0	0.0	9:50	0.0	0.0	-
9:51	0.0	0.0	9:51	0.0	0.0	-
9:52	0.0	0.0	9:52	0.0	0.0	-
9:53	0.0	0.0	9:53	0.0	0.0	-
9:54	0.0	0.0	9:54	0.0	0.0	-
9:55	0.0	0.0	9:55	0.0	0.0	-
9:56	0.0	0.0	9:56	0.0	0.0	-
9:57	0.0	0.0	9:57	0.0	0.0	-
9:58	0.0	0.0	9:58	0.0	0.0	-
9:59	0.0	0.0	9:59	0.0	0.0	-
10:00	0.0	0.0	10:00	0.0	0.0	-
10:01	0.0	0.0	10:01	0.0	0.0	-
10:02	0.0	0.0	10:02	0.0	0.0	-
10:03	0.0	0.0	10:03	0.0	0.0	-
10:04	0.0	0.0	10:04	0.0	0.0	-
10:05	0.0	0.0	10:05	0.0	0.0	-
10:06	0.0	0.0	10:06	0.0	0.0	-
10:07	0.0	0.0	10:07	0.0	0.0	-
10:08	0.0	0.0	10:08	0.0	0.0	-
10:09	0.0	0.0	10:09	0.0	0.0	-
10:10	0.0	0.0	10:10	0.0	0.0	-
10:11	0.0	0.0	10:11	0.0	0.0	-
10:12	0.0	0.0	10:12	0.0	0.0	-
10:13	0.0	0.0	10:13	0.0	0.0	-

Grand Union Bowling Alley Site
BCP #360222
150 Westchester Avenue, Port Chester
December 20, 2024

PID DATA						
Upwind			Downwind			
Time	Concentration (ppm)	15-Min Avg Concentration (ppm)	Time	Concentration (ppm)	15-Min Avg Concentration (ppm)	Exceeds VOC Alarm Limit
10:14	0.0	0.0	10:14	0.0	0.0	-
10:15	0.0	0.0	10:15	0.0	0.0	-
10:16	0.0	0.0	10:16	0.0	0.0	-
10:17	0.0	0.0	10:17	0.0	0.0	-
10:18	0.0	0.0	10:18	0.0	0.0	-
10:19	0.0	0.0	10:19	0.0	0.0	-
10:20	0.0	0.0	10:20	0.0	0.0	-
10:21	0.0	0.0	10:21	0.0	0.0	-
10:22	0.0	0.0	10:22	0.0	0.0	-
10:23	0.0	0.0	10:23	0.0	0.0	-
10:24	0.0	0.0	10:24	0.0	0.0	-
10:25	0.0	0.0	10:25	0.0	0.0	-
10:26	0.0	0.0	10:26	0.0	0.0	-
10:27	0.0	0.0	10:27	0.0	0.0	-
10:28	0.0	0.0	10:28	0.0	0.0	-
10:29	0.0	0.0	10:29	0.0	0.0	-
10:30	0.0	0.0	10:30	0.0	0.0	-
10:31	0.0	0.0	10:31	0.0	0.0	-
10:32	0.0	0.0	10:32	0.0	0.0	-
10:33	0.0	0.0	10:33	0.0	0.0	-
10:34	0.0	0.0	10:34	0.0	0.0	-
10:35	0.0	0.0	10:35	0.0	0.0	-
10:36	0.0	0.0	10:36	0.0	0.0	-
10:37	0.0	0.0	10:37	0.0	0.0	-
10:38	0.0	0.0	10:38	0.0	0.0	-
10:39	0.0	0.0	10:39	0.0	0.0	-
10:40	0.0	0.0	10:40	0.0	0.0	-
10:41	0.0	0.0	10:41	0.0	0.0	-
10:42	0.0	0.0	10:42	0.0	0.0	-
10:43	0.0	0.0	10:43	0.0	0.0	-
10:44	0.0	0.0	10:44	0.0	0.0	-
10:45	0.0	0.0	10:45	0.0	0.0	-
10:46	0.0	0.0	10:46	0.0	0.0	-
10:47	0.0	0.0	10:47	0.0	0.0	-
10:48	0.0	0.0	10:48	0.0	0.0	-
10:49	0.0	0.0	10:49	0.0	0.0	-
10:50	0.0	0.0	10:50	0.0	0.0	-
10:51	0.0	0.0	10:51	0.0	0.0	-
10:52	0.0	0.0	10:52	0.0	0.0	-
10:53	0.0	0.0	10:53	0.0	0.0	-
10:54	0.0	0.0	10:54	0.0	0.0	-
10:55	0.0	0.0	10:55	0.0	0.0	-
10:56	0.0	0.0	10:56	0.0	0.0	-
10:57	0.0	0.0	10:57	0.0	0.0	-
10:58	0.0	0.0	10:58	0.0	0.0	-
10:59	0.0	0.0	10:59	0.0	0.0	-
11:00	0.0	0.0	11:00	0.0	0.0	-
11:01	0.0	0.0	11:01	0.0	0.0	-

Grand Union Bowling Alley Site
BCP #360222
150 Westchester Avenue, Port Chester
December 20, 2024

PID DATA						
Upwind			Downwind			
Time	Concentration (ppm)	15-Min Avg Concentration (ppm)	Time	Concentration (ppm)	15-Min Avg Concentration (ppm)	Exceeds VOC Alarm Limit
11:02	0.0	0.0	11:02	0.0	0.0	-
11:03	0.0	0.0	11:03	0.0	0.0	-
11:04	0.0	0.0	11:04	0.0	0.0	-
11:05	0.0	0.0	11:05	0.0	0.0	-
11:06	0.0	0.0	11:06	0.0	0.0	-
11:07	0.0	0.0	11:07	0.0	0.0	-
11:08	0.0	0.0	11:08	0.0	0.0	-
11:09	0.0	0.0	11:09	0.0	0.0	-
11:10	0.0	0.0	11:10	0.0	0.0	-
11:11	0.0	0.0	11:11	0.0	0.0	-
11:12	0.0	0.0	11:12	0.0	0.0	-
11:13	0.0	0.0	11:13	0.0	0.0	-
11:14	0.0	0.0	11:14	0.0	0.0	-
11:15	0.0	0.0	11:15	0.0	0.0	-
11:16	0.0	0.0	11:16	0.0	0.0	-
11:17	0.0	0.0	11:17	0.0	0.0	-
11:18	0.0	0.0	11:18	0.0	0.0	-
11:19	0.0	0.0	11:19	0.0	0.0	-
11:20	0.0	0.0	11:20	0.0	0.0	-
11:21	0.0	0.0	11:21	0.0	0.0	-
11:22	0.0	0.0	11:22	0.0	0.0	-
11:23	0.0	0.0	11:23	0.0	0.0	-
11:24	0.0	0.0	11:24	0.0	0.0	-
11:25	0.0	0.0	11:25	0.0	0.0	-
11:26	0.0	0.0	11:26	0.0	0.0	-
11:27	0.0	0.0	11:27	0.0	0.0	-
11:28	0.0	0.0	11:28	0.0	0.0	-
11:29	0.0	0.0	11:29	0.0	0.0	-
11:30	0.0	0.0	11:30	0.0	0.0	-
11:31	0.0	0.0	11:31	0.0	0.0	-
11:32	0.0	0.0	11:32	0.0	0.0	-
11:33	0.0	0.0	11:33	0.0	0.0	-
11:34	0.0	0.0	11:34	0.0	0.0	-
11:35	0.0	0.0	11:35	0.0	0.0	-
11:36	0.0	0.0	11:36	0.0	0.0	-
11:37	0.0	0.0	11:37	0.0	0.0	-
11:38	0.0	0.0	11:38	0.0	0.0	-
11:39	0.0	0.0	11:39	0.0	0.0	-
11:40	0.0	0.0	11:40	0.0	0.0	-
11:41	0.0	0.0	11:41	0.0	0.0	-
11:42	0.0	0.0	11:42	0.0	0.0	-
11:43	0.0	0.0	11:43	0.0	0.0	-
11:44	0.0	0.0	11:44	0.0	0.0	-
11:45	0.0	0.0	11:45	0.0	0.0	-
11:46	0.0	0.0	11:46	0.0	0.0	-
11:47	0.0	0.0	11:47	0.0	0.0	-
11:48	0.0	0.0	11:48	0.0	0.0	-
11:49	0.0	0.0	11:49	0.0	0.0	-

Grand Union Bowling Alley Site
BCP #360222
150 Westchester Avenue, Port Chester
December 20, 2024

PID DATA						
Upwind			Downwind			
Time	Concentration (ppm)	15-Min Avg Concentration (ppm)	Time	Concentration (ppm)	15-Min Avg Concentration (ppm)	Exceeds VOC Alarm Limit
11:50	0.0	0.0	11:50	0.0	0.0	-
11:51	0.0	0.0	11:51	0.0	0.0	-
11:52	0.0	0.0	11:52	0.0	0.0	-
11:53	0.0	0.0	11:53	0.0	0.0	-
11:54	0.0	0.0	11:54	0.0	0.0	-
11:55	0.0	0.0	11:55	0.0	0.0	-
11:56	0.0	0.0	11:56	0.0	0.0	-
11:57	0.0	0.0	11:57	0.0	0.0	-
11:58	0.0	0.0	11:58	0.0	0.0	-
11:59	0.0	0.0	11:59	0.0	0.0	-
12:00	0.0	0.0	12:00	0.0	0.0	-
12:01	0.0	0.0	12:01	0.0	0.0	-
12:02	0.0	0.0	12:02	0.0	0.0	-
12:03	0.0	0.0	12:03	0.0	0.0	-
12:04	0.0	0.0	12:04	0.0	0.0	-
12:05	0.0	0.0	12:05	0.0	0.0	-
12:06	0.0	0.0	12:06	0.0	0.0	-
12:07	0.0	0.0	12:07	0.0	0.0	-
12:08	0.0	0.0	12:08	0.0	0.0	-
12:09	0.0	0.0	12:09	0.0	0.0	-
12:10	0.0	0.0	12:10	0.0	0.0	-
12:11	0.0	0.0	12:11	0.0	0.0	-
12:12	0.0	0.0	12:12	0.0	0.0	-
12:13	0.0	0.0	12:13	0.0	0.0	-
12:14	0.0	0.0	12:14	0.0	0.0	-
12:15	0.0	0.0	12:15	0.0	0.0	-
12:16	0.0	0.0	12:16	0.0	0.0	-
12:17	0.0	0.0	12:17	0.0	0.0	-
12:18	0.0	0.0	12:18	0.0	0.0	-
12:19	0.0	0.0	12:19	0.0	0.0	-
12:20	0.0	0.0	12:20	0.0	0.0	-
12:21	0.0	0.0	12:21	0.0	0.0	-
12:22	0.0	0.0	12:22	0.0	0.0	-
12:23	0.0	0.0	12:23	0.0	0.0	-
12:24	0.0	0.0	12:24	0.0	0.0	-
12:25	0.0	0.0	12:25	0.0	0.0	-
12:26	0.0	0.0	12:26	0.0	0.0	-
12:27	0.0	0.0	12:27	0.0	0.0	-
12:28	0.0	0.0	12:28	0.0	0.0	-
12:29	0.0	0.0	12:29	0.0	0.0	-
12:30	0.0	0.0	12:30	0.0	0.0	-
12:31	0.0	0.0	12:31	0.0	0.0	-
12:32	0.0	0.0	12:32	0.0	0.0	-
12:33	0.0	0.0	12:33	0.0	0.0	-
12:34	0.0	0.0	12:34	0.0	0.0	-
12:35	0.0	0.0	12:35	0.0	0.0	-
12:36	0.0	0.0	12:36	0.0	0.0	-
12:37	0.0	0.0	12:37	0.0	0.0	-

Grand Union Bowling Alley Site
BCP #360222
150 Westchester Avenue, Port Chester
December 20, 2024

PID DATA						
Upwind			Downwind			
Time	Concentration (ppm)	15-Min Avg Concentration (ppm)	Time	Concentration (ppm)	15-Min Avg Concentration (ppm)	Exceeds VOC Alarm Limit
12:38	0.0	0.0	12:38	0.0	0.0	-
12:39	0.0	0.0	12:39	0.0	0.0	-
12:40	0.0	0.0	12:40	0.0	0.0	-
12:41	0.0	0.0	12:41	0.0	0.0	-
12:42	0.0	0.0	12:42	0.0	0.0	-
12:43	0.0	0.0	12:43	0.0	0.0	-
12:44	0.0	0.0	12:44	0.0	0.0	-
12:45	0.0	0.0	12:45	0.0	0.0	-
12:46	0.0	0.0	12:46	0.0	0.0	-
12:47	0.0	0.0	12:47	0.0	0.0	-
12:48	0.0	0.0	12:48	0.0	0.0	-
12:49	0.0	0.0	12:49	0.0	0.0	-
12:50	0.0	0.0	12:50	0.0	0.0	-
12:51	0.0	0.0	12:51	0.0	0.0	-
12:52	0.0	0.0	12:52	0.0	0.0	-
12:53	0.0	0.0	12:53	0.0	0.0	-
12:54	0.0	0.0	12:54	0.0	0.0	-
12:55	0.0	0.0	12:55	0.0	0.0	-
12:56	0.0	0.0	12:56	0.0	0.0	-
12:57	0.0	0.0	12:57	0.0	0.0	-
12:58	0.0	0.0	12:58	0.0	0.0	-
12:59	0.0	0.0	12:59	0.0	0.0	-
13:00	0.0	0.0	13:00	0.0	0.0	-
13:01	0.0	0.0	13:01	0.0	0.0	-
13:02	0.0	0.0	13:02	0.0	0.0	-
13:03	0.0	0.0	13:03	0.0	0.0	-
13:04	0.0	0.0	13:04	0.0	0.0	-
13:05	0.0	0.0	13:05	0.0	0.0	-
13:06	0.0	0.0	13:06	0.0	0.0	-
13:07	0.0	0.0	13:07	0.0	0.0	-
13:08	0.0	0.0	13:08	0.0	0.0	-
13:09	0.0	0.0	13:09	0.0	0.0	-
13:10	0.0	0.0	13:10	0.0	0.0	-
13:11	0.0	0.0	13:11	0.0	0.0	-
13:12	0.0	0.0	13:12	0.0	0.0	-
13:13	0.0	0.0	13:13	0.0	0.0	-
13:14	0.0	0.0	13:14	0.0	0.0	-
13:15	0.0	0.0	13:15	0.0	0.0	-
13:16	0.0	0.0	13:16	0.0	0.0	-
13:17	0.0	0.0	13:17	0.0	0.0	-
13:18	0.0	0.0	13:18	0.0	0.0	-
13:19	0.0	0.0	13:19	0.0	0.0	-
13:20	0.0	0.0	13:20	0.0	0.0	-
13:21	0.0	0.0	13:21	0.0	0.0	-
13:22	0.0	0.0	13:22	0.0	0.0	-
13:23	0.0	0.0	13:23	0.0	0.0	-
13:24	0.0	0.0	13:24	0.0	0.0	-
13:25	0.0	0.0	13:25	0.0	0.0	-

Grand Union Bowling Alley Site
BCP #360222
150 Westchester Avenue, Port Chester
December 20, 2024

PID DATA						
Upwind			Downwind			
Time	Concentration (ppm)	15-Min Avg Concentration (ppm)	Time	Concentration (ppm)	15-Min Avg Concentration (ppm)	Exceeds VOC Alarm Limit
13:26	0.0	0.0	13:26	0.0	0.0	-
13:27	0.0	0.0	13:27	0.0	0.0	-
13:28	0.0	0.0	13:28	0.0	0.0	-
13:29	0.0	0.0	13:29	0.0	0.0	-
13:30	0.0	0.0	13:30	0.0	0.0	-
13:31	0.0	0.0	13:31	0.0	0.0	-
13:32	0.0	0.0	13:32	0.0	0.0	-
13:33	0.0	0.0	13:33	0.0	0.0	-
13:34	0.0	0.0	13:34	0.0	0.0	-
13:35	0.0	0.0	13:35	0.0	0.0	-
13:36	0.0	0.0	13:36	0.0	0.0	-
13:37	0.0	0.0	13:37	0.0	0.0	-
13:38	0.0	0.0	13:38	0.0	0.0	-
13:39	0.0	0.0	13:39	0.0	0.0	-
13:40	0.0	0.0	13:40	0.0	0.0	-
13:41	0.0	0.0	13:41	0.0	0.0	-
13:42	0.0	0.0	13:42	0.0	0.0	-
13:43	0.0	0.0	13:43	0.0	0.0	-
13:44	0.0	0.0	13:44	0.0	0.0	-
13:45	0.0	0.0	13:45	0.0	0.0	-
13:46	0.0	0.0	13:46	0.0	0.0	-
13:47	0.0	0.0	13:47	0.0	0.0	-
13:48	0.0	0.0	13:48	0.0	0.0	-
13:49	0.0	0.0	13:49	0.0	0.0	-
13:50	0.0	0.0	13:50	0.0	0.0	-
13:51	0.0	0.0	13:51	0.0	0.0	-
13:52	0.0	0.0	13:52	0.0	0.0	-
13:53	0.0	0.0	13:53	0.0	0.0	-
13:54	0.0	0.0	13:54	0.0	0.0	-
13:55	0.0	0.0	13:55	0.0	0.0	-
13:56	0.0	0.0	13:56	0.0	0.0	-
13:57	0.0	0.0	13:57	0.0	0.0	-
13:58	0.0	0.0	13:58	0.0	0.0	-
13:59	0.0	0.0	13:59	0.0	0.0	-
14:00	0.0	0.0	14:00	0.0	0.0	-
14:01	0.0	0.0	14:01	0.0	0.0	-
14:02	0.0	0.0	14:02	0.0	0.0	-
14:03	0.0	0.0	14:03	0.0	0.0	-
14:04	0.0	0.0	14:04	0.0	0.0	-
14:05	0.0	0.0	14:05	0.0	0.0	-
14:06	0.0	0.0	14:06	0.0	0.0	-
14:07	0.0	0.0	14:07	0.0	0.0	-
14:08	0.0	0.0	14:08	0.0	0.0	-
14:09	0.0	0.0	14:09	0.0	0.0	-
14:10	0.0	0.0	14:10	0.0	0.0	-
14:11	0.0	0.0	14:11	0.0	0.0	-
14:12	0.0	0.0	14:12	0.0	0.0	-
14:13	0.0	0.0	14:13	0.0	0.0	-

Grand Union Bowling Alley Site
BCP #360222
150 Westchester Avenue, Port Chester
December 20, 2024

PID DATA						
Upwind			Downwind			
Time	Concentration (ppm)	15-Min Avg Concentration (ppm)	Time	Concentration (ppm)	15-Min Avg Concentration (ppm)	Exceeds VOC Alarm Limit
14:14	0.0	0.0	14:14	0.0	0.0	-
14:15	0.0	0.0	14:15	0.0	0.0	-
14:16	0.0	0.0	14:16	0.0	0.0	-
14:17	0.0	0.0	14:17	0.0	0.0	-
14:18	0.0	0.0	14:18	0.0	0.0	-
14:19	0.0	0.0	14:19	0.0	0.0	-
14:20	0.0	0.0	14:20	0.0	0.0	-
14:21	0.0	0.0	14:21	0.0	0.0	-
14:22	0.0	0.0	14:22	0.0	0.0	-
14:23	0.0	0.0	14:23	0.0	0.0	-
14:24	0.0	0.0	14:24	0.0	0.0	-
14:25	0.0	0.0	14:25	0.0	0.0	-
14:26	0.0	0.0	14:26	0.0	0.0	-
14:27	0.0	0.0	14:27	0.0	0.0	-
14:28	0.0	0.0	14:28	0.0	0.0	-
14:29	0.0	0.0	14:29	0.0	0.0	-
14:30	0.0	0.0	14:30	0.0	0.0	-
14:31	0.0	0.0	14:31	0.0	0.0	-
14:32	0.0	0.0	14:32	0.0	0.0	-
14:33	0.0	0.0	14:33	0.0	0.0	-
14:34	0.0	0.0	14:34	0.0	0.0	-
14:35	0.0	0.0	14:35	0.0	0.0	-
14:36	0.0	0.0	14:36	0.0	0.0	-
14:37	0.0	0.0	14:37	0.0	0.0	-
14:38	0.0	0.0	14:38	0.0	0.0	-
14:39	0.0	0.0	14:39	0.0	0.0	-
14:40	0.0	0.0	14:40	0.0	0.0	-
14:41	0.0	0.0	14:41	0.0	0.0	-
14:42	0.0	0.0	14:42	0.0	0.0	-
14:43	0.0	0.0	14:43	0.0	0.0	-
14:44	0.0	0.0	14:44	0.0	0.0	-
14:45	0.0	0.0	14:45	0.0	0.0	-
14:46	0.0	0.0	14:46	0.0	0.0	-
14:47	0.0	0.0	14:47	0.0	0.0	-
14:48	0.0	0.0	14:48	0.0	0.0	-
14:49	0.0	0.0	14:49	0.0	0.0	-
14:50	0.0	0.0	14:50	0.0	0.0	-
14:51	0.0	0.0	14:51	0.0	0.0	-
14:52	0.0	0.0	14:52	0.0	0.0	-
14:53	0.0	0.0	14:53	0.0	0.0	-
14:54	0.0	0.0	14:54	0.0	0.0	-
14:55	0.0	0.0	14:55	0.0	0.0	-
14:56	0.0	0.0	14:56	0.0	0.0	-
14:57	0.0	0.0	14:57	0.0	0.0	-

SESI CONSULTING ENGINEERS

959 US-46 Floor 3, Suite 300 - Parsippany-Troy Hills, NJ

DAILY AIR MONITORING REPORT
150 Westchester Avenue
Port Chester, New York

12/23/2024

Rev. No. 0 | Page 1 of 2

Project Number: 11895A

Dust Action Level: 150 µg/m^3

VOC Action Level: 5 ppm

Weather Data Range for Work Day		Wind Direction	N	Relative Humidity (%)	41.0 - 73.0	Daily Rain Total (in)	0.00	Readings in the summary table and graphs below are the reported downwind concentrations.
Temperature (°F)	13.0 - 26.0	Wind Speed (MPH)	1.1 - 2.2	Barometer (inHg)	30.60 - 30.70	Avg. Dew Point Temp (°F)	7.8	

Station Location	Daily Avg. Dust Concentration (µg/m^3)	Max 15-Min Dust Concentration (µg/m^3)	Time of Max Dust Reading	Daily Avg. VOC Concentration (ppm)	Max 15-Min VOC Concentration (ppm)	Time of Max VOC Reading
Upwind	17.5	43.9	14:37	0.0	0.0	9:19
Downwind	26.4	40.9	13:45	0.0	0.0	9:18

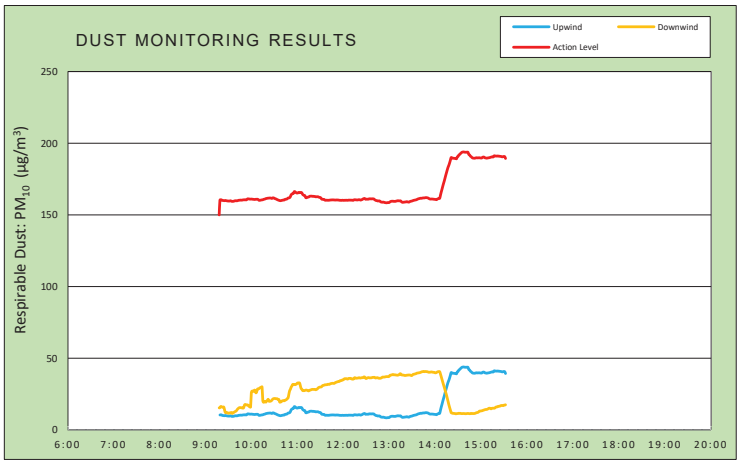

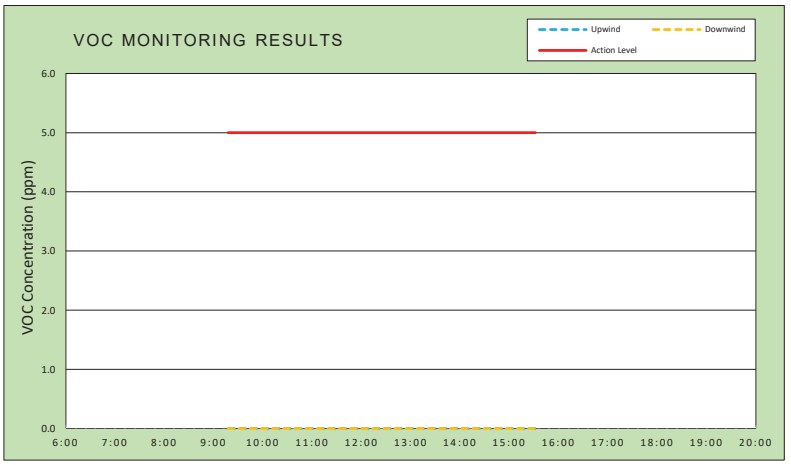

Air Monitoring Notes:

Weather Notes:

EMILCOTT
A Triumvirate Environmental Company

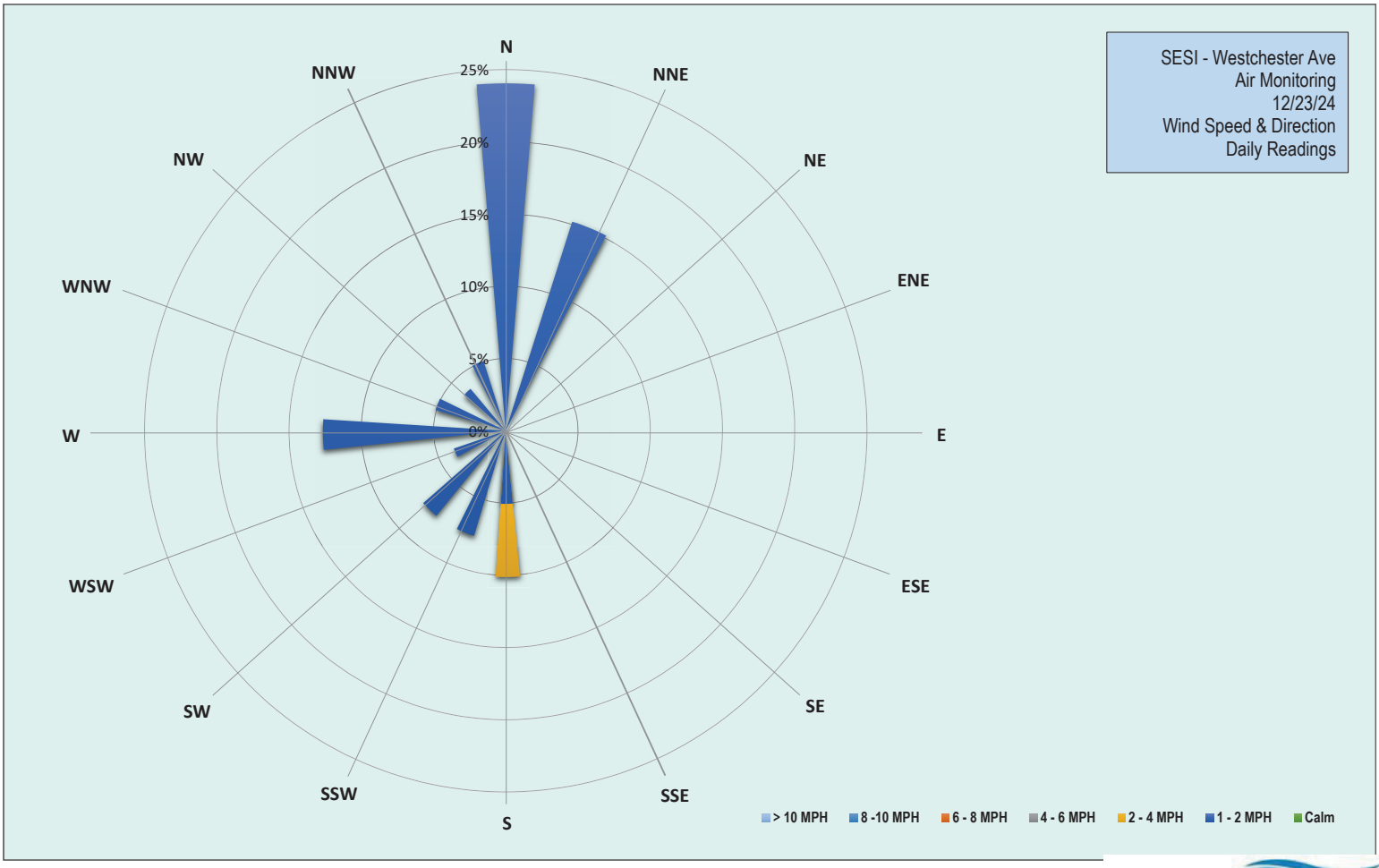

EMILCOTT
A Triumvirate Environmental Company

Grand Union Bowling Alley Site
BCP #360222
150 Westchester Avenue, Port Chester
December 23, 2024

Monday, December 23, 2024						
Number of Instances Where Downwind Particulates Exceeds Upwind Particulate + 150 =						0
Number of Comparable Data Points =						374
Start Time:						9:03
End Time:						15:32
PARTICULATE DATA						
Upwind			Downwind			Exceeds Particulate Alarm Limit
Time	Concentration (ug/m^3)	15-Min Avg Concentration (ug/m^3)	Time	Concentration (ug/m^3)	15-Min Avg Concentration (ug/m^3)	
9:03	-	-	9:03	10.0	-	-
9:04	16.5	-	9:04	10.8	-	-
9:05	9.0	-	9:05	9.3	-	-
9:06	9.5	-	9:06	13.0	-	-
9:07	14.0	-	9:07	13.5	-	-
9:08	10.0	-	9:08	9.8	-	-
9:09	10.3	-	9:09	8.8	-	-
9:10	9.5	-	9:10	39.3	-	-
9:11	10.8	-	9:11	37.3	-	-
9:12	11.8	-	9:12	12.5	-	-
9:13	10.0	-	9:13	9.3	-	-
9:14	10.0	-	9:14	13.3	-	-
9:15	9.5	-	9:15	14.8	-	-
9:16	9.8	-	9:16	10.0	-	-
9:17	9.8	-	9:17	16.5	-	-
9:18	9.8	-	9:18	13.5	15.4	-
9:19	13.3	10.5	9:19	12.8	15.6	-
9:20	10.5	10.6	9:20	22.0	16.4	-
9:21	8.8	10.5	9:21	10.0	16.2	-
9:22	8.8	10.2	9:22	9.8	16.0	-
9:23	8.8	10.1	9:23	9.8	16.0	-
9:24	9.3	10.0	9:24	9.8	16.0	-
9:25	8.5	9.9	9:25	9.3	14.0	-
9:26	13.0	10.1	9:26	10.0	12.2	-
9:27	9.8	10.0	9:27	10.0	12.0	-
9:28	8.5	9.9	9:28	11.3	12.2	-
9:29	8.3	9.7	9:29	9.5	11.9	-
9:30	9.3	9.7	9:30	10.5	11.6	-
9:31	8.8	9.7	9:31	12.5	11.8	-
9:32	11.8	9.8	9:32	18.3	11.9	-
9:33	10.8	9.9	9:33	12.8	11.9	-
9:34	9.0	9.6	9:34	17.8	12.2	-
9:35	8.8	9.5	9:35	12.0	11.5	-
9:36	9.5	9.5	9:36	14.5	11.8	-
9:37	9.3	9.5	9:37	15.3	12.2	-
9:38	12.5	9.8	9:38	15.3	12.6	-
9:39	10.3	9.9	9:39	14.5	12.9	-
9:40	9.5	9.9	9:40	13.3	13.2	-
9:41	11.8	9.8	9:41	19.3	13.8	-
9:42	11.5	10.0	9:42	21.5	14.5	-
9:43	11.0	10.1	9:43	18.5	15.0	-
9:44	10.3	10.3	9:44	16.0	15.5	-

Grand Union Bowling Alley Site
BCP #360222
150 Westchester Avenue, Port Chester
December 23, 2024

PARTICULATE DATA						
Upwind			Downwind			Exceeds Particulate Alarm Limit
Time	Concentration (ug/m^3)	15-Min Avg Concentration (ug/m^3)	Time	Concentration (ug/m^3)	15-Min Avg Concentration (ug/m^3)	
9:45	9.3	10.3	9:45	12.8	15.6	-
9:46	10.3	10.4	9:46	12.3	15.6	-
9:47	11.0	10.3	9:47	16.0	15.4	-
9:48	11.3	10.3	9:48	14.0	15.5	-
9:49	11.0	10.5	9:49	13.0	15.2	-
9:50	9.8	10.5	9:50	16.8	15.5	-
9:51	9.3	10.5	9:51	41.5	17.3	-
9:52	11.0	10.6	9:52	22.3	17.8	-
9:53	10.0	10.5	9:53	12.0	17.6	-
9:54	13.3	10.7	9:54	12.3	17.4	-
9:55	17.3	11.2	9:55	14.8	17.5	-
9:56	11.8	11.2	9:56	12.3	17.1	-
9:57	11.0	11.2	9:57	13.0	16.5	-
9:58	9.0	11.0	9:58	13.0	16.1	-
9:59	10.3	11.0	9:59	12.8	15.9	-
10:00	9.8	11.1	10:00	162.5	25.9	-
10:01	9.5	11.0	10:01	32.0	27.2	-
10:02	9.5	10.9	10:02	12.3	27.0	-
10:03	10.8	10.9	10:03	14.0	27.0	-
10:04	9.8	10.8	10:04	25.0	27.8	-
10:05	10.3	10.8	10:05	14.5	27.6	-
10:06	10.8	10.9	10:06	15.3	25.9	-
10:07	10.8	10.9	10:07	35.5	26.7	-
10:08	10.5	10.9	10:08	38.8	28.5	-
10:09	9.5	10.7	10:09	14.5	28.7	-
10:10	9.8	10.2	10:10	17.0	28.8	-
10:11	12.3	10.2	10:11	19.5	29.3	-
10:12	12.0	10.3	10:12	17.5	29.6	-
10:13	11.3	10.4	10:13	16.5	29.8	-
10:14	11.3	10.5	10:14	16.8	30.1	-
10:15	11.0	10.6	10:15	15.5	20.3	-
10:16	13.5	10.9	10:16	16.8	19.3	-
10:17	11.3	11.0	10:17	17.8	19.7	-
10:18	13.3	11.1	10:18	17.3	19.9	-
10:19	13.5	11.4	10:19	17.8	19.4	-
10:20	12.0	11.5	10:20	26.5	20.2	-
10:21	12.5	11.6	10:21	21.0	20.6	-
10:22	12.0	11.7	10:22	48.3	21.4	-
10:23	11.0	11.7	10:23	17.3	20.0	-
10:24	10.5	11.8	10:24	16.0	20.1	-
10:25	9.5	11.8	10:25	16.8	20.1	-
10:26	10.3	11.7	10:26	23.5	20.3	-
10:27	9.8	11.5	10:27	25.5	20.9	-
10:28	17.8	11.9	10:28	26.5	21.5	-
10:29	9.8	11.8	10:29	21.0	21.8	-
10:30	8.5	11.7	10:30	17.3	21.9	-
10:31	8.5	11.3	10:31	16.8	21.9	-
10:32	8.8	11.2	10:32	16.3	21.8	-

Grand Union Bowling Alley Site
BCP #360222
150 Westchester Avenue, Port Chester
December 23, 2024

PARTICULATE DATA						
Upwind			Downwind			Exceeds Particulate Alarm Limit
Time	Concentration (ug/m^3)	15-Min Avg Concentration (ug/m^3)	Time	Concentration (ug/m^3)	15-Min Avg Concentration (ug/m^3)	
10:33	9.5	10.9	10:33	16.5	21.8	-
10:34	9.0	10.6	10:34	16.8	21.7	-
10:35	8.8	10.4	10:35	19.5	21.3	-
10:36	9.5	10.2	10:36	21.5	21.3	-
10:37	9.5	10.0	10:37	20.3	19.4	-
10:38	9.5	9.9	10:38	18.0	19.5	-
10:39	12.0	10.0	10:39	19.0	19.7	-
10:40	11.8	10.2	10:40	24.8	20.2	-
10:41	11.5	10.3	10:41	25.8	20.4	-
10:42	12.3	10.4	10:42	28.0	20.5	-
10:43	17.0	10.4	10:43	23.3	20.3	-
10:44	16.5	10.8	10:44	27.0	20.7	-
10:45	10.5	11.0	10:45	21.0	21.0	-
10:46	9.0	11.0	10:46	21.5	21.3	-
10:47	13.8	11.3	10:47	25.8	21.9	-
10:48	16.0	11.8	10:48	23.5	22.4	-
10:49	10.8	11.9	10:49	54.3	24.9	-
10:50	11.3	12.1	10:50	56.3	27.3	-
10:51	20.3	12.8	10:51	36.8	28.3	-
10:52	29.0	14.1	10:52	43.0	29.9	-
10:53	16.0	14.5	10:53	30.3	30.7	-
10:54	18.5	14.9	10:54	35.3	31.8	-
10:55	12.3	15.0	10:55	24.3	31.7	-
10:56	31.0	16.3	10:56	27.0	31.8	-
10:57	10.8	16.2	10:57	24.3	31.6	-
10:58	10.5	15.7	10:58	26.8	31.8	-
10:59	10.8	15.4	10:59	30.5	32.0	-
11:00	9.5	15.3	11:00	30.3	32.6	-
11:01	10.5	15.4	11:01	24.0	32.8	-
11:02	19.8	15.8	11:02	25.5	32.8	-
11:03	11.8	15.5	11:03	23.5	32.8	-
11:04	12.5	15.6	11:04	25.8	30.9	-
11:05	12.3	15.7	11:05	27.3	29.0	-
11:06	15.5	15.4	11:06	29.0	28.4	-
11:07	13.5	14.3	11:07	28.5	27.5	-
11:08	9.5	13.9	11:08	30.0	27.5	-
11:09	13.5	13.6	11:09	34.5	27.4	-
11:10	10.5	13.5	11:10	27.0	27.6	-
11:11	10.3	12.1	11:11	29.8	27.8	-
11:12	9.8	12.0	11:12	24.8	27.8	-
11:13	14.0	12.2	11:13	24.3	27.6	-
11:14	13.8	12.4	11:14	27.0	27.4	-
11:15	10.8	12.5	11:15	28.0	27.3	-
11:16	17.0	13.0	11:16	30.8	27.7	-
11:17	21.5	13.1	11:17	27.0	27.8	-
11:18	12.0	13.1	11:18	27.0	28.0	-
11:19	12.5	13.1	11:19	28.8	28.2	-
11:20	10.3	13.0	11:20	28.5	28.3	-

Grand Union Bowling Alley Site
BCP #360222
150 Westchester Avenue, Port Chester
December 23, 2024

PARTICULATE DATA						
Upwind			Downwind			Exceeds Particulate Alarm Limit
Time	Concentration (ug/m^3)	15-Min Avg Concentration (ug/m^3)	Time	Concentration (ug/m^3)	15-Min Avg Concentration (ug/m^3)	
11:21	16.3	13.0	11:21	28.3	28.3	-
11:22	11.5	12.9	11:22	29.0	28.3	-
11:23	9.8	12.9	11:23	29.5	28.3	-
11:24	10.0	12.7	11:24	30.8	28.0	-
11:25	11.0	12.7	11:25	31.0	28.3	-
11:26	10.3	12.7	11:26	33.3	28.5	-
11:27	9.8	12.7	11:27	34.3	29.2	-
11:28	10.5	12.5	11:28	30.8	29.6	-
11:29	10.3	12.2	11:29	30.3	29.8	-
11:30	10.0	12.2	11:30	30.3	30.0	-
11:31	10.0	11.7	11:31	31.0	30.0	-
11:32	10.5	11.0	11:32	32.0	30.3	-
11:33	11.3	10.9	11:33	36.3	30.9	-
11:34	11.0	10.8	11:34	31.3	31.1	-
11:35	10.5	10.8	11:35	30.8	31.2	-
11:36	9.0	10.4	11:36	32.0	31.5	-
11:37	9.5	10.2	11:37	29.0	31.5	-
11:38	10.8	10.3	11:38	31.0	31.6	-
11:39	9.3	10.2	11:39	30.8	31.6	-
11:40	11.0	10.2	11:40	35.3	31.9	-
11:41	10.0	10.2	11:41	32.8	31.8	-
11:42	10.8	10.3	11:42	34.0	31.8	-
11:43	12.0	10.4	11:43	36.3	32.2	-
11:44	10.8	10.4	11:44	32.8	32.4	-
11:45	10.8	10.5	11:45	32.0	32.5	-
11:46	10.3	10.5	11:46	32.3	32.6	-
11:47	10.5	10.5	11:47	31.8	32.5	-
11:48	10.5	10.4	11:48	35.0	32.5	-
11:49	10.5	10.4	11:49	35.8	32.8	-
11:50	10.0	10.4	11:50	36.5	33.1	-
11:51	9.8	10.4	11:51	34.0	33.3	-
11:52	9.8	10.4	11:52	33.0	33.5	-
11:53	10.0	10.4	11:53	33.0	33.7	-
11:54	8.8	10.4	11:54	33.8	33.9	-
11:55	9.0	10.2	11:55	34.3	33.8	-
11:56	9.8	10.2	11:56	42.0	34.4	-
11:57	10.3	10.2	11:57	34.3	34.4	-
11:58	12.0	10.2	11:58	38.0	34.6	-
11:59	12.0	10.3	11:59	38.5	34.9	-
12:00	9.8	10.2	12:00	32.0	34.9	-
12:01	10.0	10.2	12:01	40.0	35.5	-
12:02	11.3	10.2	12:02	36.5	35.8	-
12:03	10.5	10.2	12:03	34.3	35.7	-
12:04	11.0	10.3	12:04	37.0	35.8	-
12:05	9.5	10.2	12:05	33.0	35.6	-
12:06	9.5	10.2	12:06	33.3	35.5	-
12:07	11.5	10.3	12:07	38.8	35.9	-
12:08	10.0	10.3	12:08	34.3	36.0	-

Grand Union Bowling Alley Site
BCP #360222
150 Westchester Avenue, Port Chester
December 23, 2024

PARTICULATE DATA						
Upwind			Downwind			Exceeds Particulate Alarm Limit
Time	Concentration (ug/m^3)	15-Min Avg Concentration (ug/m^3)	Time	Concentration (ug/m^3)	15-Min Avg Concentration (ug/m^3)	
12:09	8.8	10.3	12:09	33.3	36.0	-
12:10	8.8	10.3	12:10	34.8	36.0	-
12:11	9.5	10.3	12:11	35.3	35.5	-
12:12	10.0	10.3	12:12	35.0	35.6	-
12:13	10.3	10.2	12:13	35.5	35.4	-
12:14	17.0	10.5	12:14	45.3	35.9	-
12:15	11.3	10.6	12:15	41.5	36.5	-
12:16	9.5	10.6	12:16	35.3	36.2	-
12:17	10.3	10.5	12:17	34.8	36.1	-
12:18	10.0	10.5	12:18	35.8	36.2	-
12:19	11.0	10.5	12:19	37.0	36.2	-
12:20	11.5	10.6	12:20	35.5	36.3	-
12:21	10.0	10.6	12:21	34.8	36.4	-
12:22	9.3	10.5	12:22	35.3	36.2	-
12:23	8.5	10.4	12:23	35.3	36.3	-
12:24	12.5	10.6	12:24	35.8	36.4	-
12:25	11.3	10.8	12:25	35.3	36.5	-
12:26	15.5	11.2	12:26	35.5	36.5	-
12:27	12.8	11.4	12:27	42.3	37.0	-
12:28	12.0	11.5	12:28	34.8	36.9	-
12:29	9.3	11.0	12:29	35.0	36.2	-
12:30	11.0	11.0	12:30	35.0	35.8	-
12:31	10.5	11.0	12:31	41.3	36.2	-
12:32	9.3	11.0	12:32	37.5	36.4	-
12:33	11.0	11.0	12:33	38.0	36.5	-
12:34	14.8	11.3	12:34	34.8	36.4	-
12:35	10.3	11.2	12:35	34.5	36.3	-
12:36	11.0	11.3	12:36	35.5	36.4	-
12:37	8.0	11.2	12:37	35.5	36.4	-
12:38	9.8	11.3	12:38	38.8	36.6	-
12:39	11.8	11.2	12:39	36.5	36.7	-
12:40	10.3	11.1	12:40	35.8	36.7	-
12:41	8.3	10.7	12:41	35.0	36.7	-
12:42	7.8	10.3	12:42	36.3	36.3	-
12:43	7.8	10.0	12:43	35.5	36.3	-
12:44	8.5	10.0	12:44	36.8	36.4	-
12:45	7.5	9.8	12:45	35.0	36.4	-
12:46	10.5	9.8	12:46	36.8	36.1	-
12:47	10.0	9.8	12:47	37.0	36.1	-
12:48	7.5	9.6	12:48	36.8	36.0	-
12:49	7.8	9.1	12:49	37.3	36.2	-
12:50	8.3	9.0	12:50	36.8	36.3	-
12:51	9.3	8.9	12:51	42.0	36.8	-
12:52	9.3	8.9	12:52	37.8	36.9	-
12:53	8.8	8.9	12:53	37.8	36.9	-
12:54	8.8	8.7	12:54	38.0	37.0	-
12:55	8.8	8.6	12:55	37.0	37.0	-
12:56	7.0	8.5	12:56	37.3	37.2	-

Grand Union Bowling Alley Site
BCP #360222
150 Westchester Avenue, Port Chester
December 23, 2024

PARTICULATE DATA						
Upwind			Downwind			Exceeds Particulate Alarm Limit
Time	Concentration (ug/m^3)	15-Min Avg Concentration (ug/m^3)	Time	Concentration (ug/m^3)	15-Min Avg Concentration (ug/m^3)	
12:57	7.5	8.5	12:57	36.5	37.2	-
12:58	9.8	8.6	12:58	35.8	37.2	-
12:59	8.5	8.6	12:59	36.3	37.2	-
13:00	8.3	8.7	13:00	38.0	37.4	-
13:01	16.8	9.1	13:01	47.5	38.1	-
13:02	14.3	9.4	13:02	38.3	38.2	-
13:03	10.3	9.5	13:03	40.0	38.4	-
13:04	7.8	9.5	13:04	38.3	38.5	-
13:05	9.0	9.6	13:05	40.5	38.7	-
13:06	7.3	9.5	13:06	38.0	38.5	-
13:07	9.5	9.5	13:07	38.0	38.5	-
13:08	8.5	9.5	13:08	37.3	38.4	-
13:09	11.3	9.6	13:09	36.0	38.3	-
13:10	10.5	9.7	13:10	36.5	38.3	-
13:11	9.0	9.9	13:11	36.3	38.2	-
13:12	7.8	9.9	13:12	38.5	38.3	-
13:13	8.3	9.8	13:13	39.3	38.6	-
13:14	9.0	9.8	13:14	44.5	39.1	-
13:15	7.8	9.8	13:15	39.0	39.2	-
13:16	8.8	9.3	13:16	36.8	38.5	-
13:17	8.5	8.9	13:17	36.8	38.4	-
13:18	9.0	8.8	13:18	38.5	38.3	-
13:19	9.5	8.9	13:19	37.8	38.2	-
13:20	9.5	8.9	13:20	37.8	38.1	-
13:21	9.0	9.1	13:21	37.3	38.0	-
13:22	9.8	9.1	13:22	39.0	38.1	-
13:23	11.3	9.3	13:23	39.0	38.2	-
13:24	9.0	9.1	13:24	37.0	38.3	-
13:25	8.8	9.0	13:25	37.3	38.3	-
13:26	8.5	9.0	13:26	37.0	38.4	-
13:27	13.0	9.3	13:27	37.8	38.3	-
13:28	11.3	9.5	13:28	37.8	38.2	-
13:29	10.5	9.6	13:29	40.3	37.9	-
13:30	10.0	9.8	13:30	41.8	38.1	-
13:31	11.8	10.0	13:31	44.8	38.6	-
13:32	11.8	10.2	13:32	40.0	38.9	-
13:33	10.5	10.3	13:33	39.8	38.9	-
13:34	11.5	10.4	13:34	40.5	39.1	-
13:35	11.0	10.5	13:35	39.8	39.3	-
13:36	11.8	10.7	13:36	42.3	39.6	-
13:37	14.3	11.0	13:37	40.5	39.7	-
13:38	14.5	11.2	13:38	40.5	39.8	-
13:39	11.3	11.4	13:39	38.5	39.9	-
13:40	10.8	11.5	13:40	38.5	40.0	-
13:41	11.0	11.7	13:41	40.3	40.2	-
13:42	12.0	11.6	13:42	41.0	40.4	-
13:43	13.0	11.7	13:43	41.0	40.6	-
13:44	12.3	11.8	13:44	41.0	40.7	-

Grand Union Bowling Alley Site
BCP #360222
150 Westchester Avenue, Port Chester
December 23, 2024

PARTICULATE DATA						
Upwind			Downwind			Exceeds Particulate Alarm Limit
Time	Concentration (ug/m^3)	15-Min Avg Concentration (ug/m^3)	Time	Concentration (ug/m^3)	15-Min Avg Concentration (ug/m^3)	
13:45	10.8	11.9	13:45	44.5	40.9	-
13:46	11.8	11.9	13:46	41.8	40.7	-
13:47	13.5	12.0	13:47	41.5	40.8	-
13:48	11.8	12.1	13:48	39.8	40.8	-
13:49	11.0	12.0	13:49	39.3	40.7	-
13:50	9.3	11.9	13:50	38.8	40.6	-
13:51	9.3	11.8	13:51	39.0	40.4	-
13:52	9.3	11.4	13:52	38.5	40.3	-
13:53	10.5	11.2	13:53	41.3	40.3	-
13:54	10.0	11.1	13:54	39.3	40.4	-
13:55	11.3	11.1	13:55	40.3	40.5	-
13:56	10.8	11.1	13:56	39.0	40.4	-
13:57	11.5	11.1	13:57	39.5	40.3	-
13:58	11.8	11.0	13:58	39.5	40.2	-
13:59	11.0	10.9	13:59	40.8	40.2	-
14:00	10.5	10.9	14:00	40.0	39.9	-
14:01	9.8	10.7	14:01	42.3	39.9	-
14:02	12.5	10.7	14:02	44.8	40.1	-
14:03	18.0	11.1	14:03	45.3	40.5	-
14:04	14.3	11.3	14:04	41.5	40.6	-
14:05	11.3	11.4	14:05	39.8	40.7	-
14:06	11.3	11.6	14:06	38.5	40.7	-
14:07	41.5	13.7	14:07	13.8	39.0	-
14:08	43.3	15.9	14:08	14.0	37.2	-
14:09	39.3	17.9	14:09	10.8	35.3	-
14:10	42.3	19.9	14:10	12.3	33.4	-
14:11	40.0	21.9	14:11	11.0	31.6	-
14:12	38.8	23.7	14:12	12.5	29.8	-
14:13	42.5	25.7	14:13	11.8	27.9	-
14:14	41.5	27.8	14:14	11.8	26.0	-
14:15	39.3	29.7	14:15	12.0	24.1	-
14:16	38.5	31.6	14:16	9.8	22.0	-
14:17	38.5	33.3	14:17	12.5	19.8	-
14:18	38.3	34.7	14:18	12.0	17.6	-
14:19	39.3	36.4	14:19	12.5	15.7	-
14:20	39.0	38.2	14:20	12.5	13.8	-
14:21	39.0	40.1	14:21	11.8	12.1	-
14:22	38.3	39.8	14:22	10.5	11.8	-
14:23	38.8	39.5	14:23	10.5	11.6	-
14:24	39.8	39.6	14:24	10.5	11.6	-
14:25	40.8	39.5	14:25	10.8	11.5	-
14:26	38.8	39.4	14:26	10.8	11.5	-
14:27	38.3	39.4	14:27	9.5	11.3	-
14:28	39.5	39.2	14:28	13.0	11.4	-
14:29	62.5	40.6	14:29	13.3	11.5	-
14:30	42.8	40.8	14:30	12.3	11.5	-
14:31	53.3	41.8	14:31	12.5	11.7	-
14:32	44.0	42.1	14:32	10.8	11.5	-

Grand Union Bowling Alley Site
BCP #360222
150 Westchester Avenue, Port Chester
December 23, 2024

PARTICULATE DATA						
Upwind			Downwind			Exceeds Particulate Alarm Limit
Time	Concentration (ug/m^3)	15-Min Avg Concentration (ug/m^3)	Time	Concentration (ug/m^3)	15-Min Avg Concentration (ug/m^3)	
14:33	47.0	42.7	14:33	13.0	11.6	-
14:34	46.5	43.2	14:34	10.0	11.4	-
14:35	46.0	43.7	14:35	12.3	11.4	-
14:36	41.5	43.8	14:36	11.8	11.4	-
14:37	39.8	43.9	14:37	11.3	11.5	-
14:38	37.5	43.9	14:38	10.0	11.4	-
14:39	38.3	43.8	14:39	9.5	11.4	-
14:40	40.5	43.7	14:40	10.3	11.3	-
14:41	39.0	43.8	14:41	11.5	11.4	-
14:42	38.8	43.8	14:42	10.8	11.5	-
14:43	38.3	43.7	14:43	13.5	11.5	-
14:44	40.0	42.2	14:44	12.3	11.4	-
14:45	38.5	41.9	14:45	11.0	11.4	-
14:46	40.3	41.1	14:46	13.0	11.4	-
14:47	38.5	40.7	14:47	13.5	11.6	-
14:48	39.0	40.2	14:48	10.8	11.4	-
14:49	40.3	39.7	14:49	11.0	11.5	-
14:50	44.5	39.6	14:50	11.5	11.4	-
14:51	40.5	39.6	14:51	12.3	11.5	-
14:52	40.0	39.6	14:52	12.5	11.6	-
14:53	40.0	39.8	14:53	13.3	11.8	-
14:54	40.3	39.9	14:54	13.3	12.0	-
14:55	39.0	39.8	14:55	12.0	12.1	-
14:56	39.8	39.8	14:56	13.5	12.3	-
14:57	38.8	39.8	14:57	16.5	12.7	-
14:58	38.8	39.9	14:58	21.0	13.2	-
14:59	38.0	39.7	14:59	12.5	13.2	-
15:00	38.5	39.7	15:00	12.8	13.3	-
15:01	40.0	39.7	15:01	14.5	13.4	-
15:02	45.3	40.2	15:02	15.3	13.5	-
15:03	42.0	40.4	15:03	15.0	13.8	-
15:04	39.0	40.3	15:04	13.0	13.9	-
15:05	38.3	39.9	15:05	14.5	14.1	-
15:06	39.0	39.8	15:06	14.5	14.3	-
15:07	37.8	39.6	15:07	12.8	14.3	-
15:08	40.5	39.7	15:08	15.3	14.4	-
15:09	42.0	39.8	15:09	17.0	14.7	-
15:10	40.3	39.9	15:10	17.3	15.0	-
15:11	41.3	40.0	15:11	15.8	15.2	-
15:12	41.3	40.1	15:12	14.8	15.1	-
15:13	41.3	40.3	15:13	15.5	14.7	-
15:14	40.8	40.5	15:14	17.5	15.0	-
15:15	38.0	40.4	15:15	14.8	15.2	-
15:16	40.3	40.5	15:16	15.3	15.2	-
15:17	56.8	41.2	15:17	14.5	15.2	-
15:18	41.5	41.2	15:18	17.3	15.3	-
15:19	37.3	41.1	15:19	20.3	15.8	-
15:20	38.0	41.1	15:20	18.3	16.0	-

Grand Union Bowling Alley Site
BCP #360222
150 Westchester Avenue, Port Chester
December 23, 2024

PARTICULATE DATA						
Upwind			Downwind			Exceeds Particulate Alarm Limit
Time	Concentration (ug/m^3)	15-Min Avg Concentration (ug/m^3)	Time	Concentration (ug/m^3)	15-Min Avg Concentration (ug/m^3)	
15:21	38.5	41.0	15:21	14.8	16.1	-
15:22	39.3	41.1	15:22	18.3	16.4	-
15:23	38.3	41.0	15:23	15.0	16.4	-
15:24	41.8	41.0	15:24	20.3	16.6	-
15:25	38.5	40.8	15:25	18.3	16.7	-
15:26	40.8	40.8	15:26	20.5	17.0	-
15:27	38.5	40.6	15:27	15.8	17.1	-
15:28	39.8	40.5	15:28	15.5	17.1	-
15:29	43.5	40.7	15:29	16.0	17.0	-
15:30	39.0	40.8	15:30	19.8	17.3	-
15:31	38.0	40.6	15:31	16.3	17.4	-
15:32	38.3	39.4	15:32	17.3	17.6	-

Grand Union Bowling Alley Site
BCP #360222
150 Westchester Avenue, Port Chester
December 23, 2024

Monday, December 23, 2024						
Number of Instances Where Downwind VOCs Exceeds Upwind VOCs + 5 =						0
Number of Comparable Data Points =						374
Start Time:						9:03
End Time:						15:32
PID DATA						
Upwind			Downwind			
Time	Concentration (ppm)	15-Min Avg Concentration (ppm)	Time	Concentration (ppm)	15-Min Avg Concentration (ppm)	Exceeds VOC Alarm Limit
9:03	-	-	9:03	0.0	-	-
9:04	0.0	-	9:04	0.0	-	-
9:05	0.0	-	9:05	0.0	-	-
9:06	0.0	-	9:06	0.0	-	-
9:07	0.0	-	9:07	0.0	-	-
9:08	0.0	-	9:08	0.0	-	-
9:09	0.0	-	9:09	0.0	-	-
9:10	0.0	-	9:10	0.0	-	-
9:11	0.0	-	9:11	0.0	-	-
9:12	0.0	-	9:12	0.0	-	-
9:13	0.0	-	9:13	0.0	-	-
9:14	0.0	-	9:14	0.0	-	-
9:15	0.0	-	9:15	0.0	-	-
9:16	0.0	-	9:16	0.0	-	-
9:17	0.0	-	9:17	0.0	-	-
9:18	0.0	-	9:18	0.0	0.0	-
9:19	0.0	0.0	9:19	0.0	0.0	-
9:20	0.0	0.0	9:20	0.0	0.0	-
9:21	0.0	0.0	9:21	0.0	0.0	-
9:22	0.0	0.0	9:22	0.0	0.0	-
9:23	0.0	0.0	9:23	0.0	0.0	-
9:24	0.0	0.0	9:24	0.0	0.0	-
9:25	0.0	0.0	9:25	0.0	0.0	-
9:26	0.0	0.0	9:26	0.0	0.0	-
9:27	0.0	0.0	9:27	0.0	0.0	-
9:28	0.0	0.0	9:28	0.0	0.0	-
9:29	0.0	0.0	9:29	0.0	0.0	-
9:30	0.0	0.0	9:30	0.0	0.0	-
9:31	0.0	0.0	9:31	0.0	0.0	-
9:32	0.0	0.0	9:32	0.0	0.0	-
9:33	0.0	0.0	9:33	0.0	0.0	-
9:34	0.0	0.0	9:34	0.0	0.0	-
9:35	0.0	0.0	9:35	0.0	0.0	-
9:36	0.0	0.0	9:36	0.0	0.0	-
9:37	0.0	0.0	9:37	0.0	0.0	-
9:38	0.0	0.0	9:38	0.0	0.0	-
9:39	0.0	0.0	9:39	0.0	0.0	-
9:40	0.0	0.0	9:40	0.0	0.0	-
9:41	0.0	0.0	9:41	0.0	0.0	-
9:42	0.0	0.0	9:42	0.0	0.0	-
9:43	0.0	0.0	9:43	0.0	0.0	-
9:44	0.0	0.0	9:44	0.0	0.0	-

Grand Union Bowling Alley Site
BCP #360222
150 Westchester Avenue, Port Chester
December 23, 2024

PID DATA						
Upwind			Downwind			
Time	Concentration (ppm)	15-Min Avg Concentration (ppm)	Time	Concentration (ppm)	15-Min Avg Concentration (ppm)	Exceeds VOC Alarm Limit
9:45	0.0	0.0	9:45	0.0	0.0	-
9:46	0.0	0.0	9:46	0.0	0.0	-
9:47	0.0	0.0	9:47	0.0	0.0	-
9:48	0.0	0.0	9:48	0.0	0.0	-
9:49	0.0	0.0	9:49	0.0	0.0	-
9:50	0.0	0.0	9:50	0.0	0.0	-
9:51	0.0	0.0	9:51	0.0	0.0	-
9:52	0.0	0.0	9:52	0.0	0.0	-
9:53	0.0	0.0	9:53	0.0	0.0	-
9:54	0.0	0.0	9:54	0.0	0.0	-
9:55	0.0	0.0	9:55	0.0	0.0	-
9:56	0.0	0.0	9:56	0.0	0.0	-
9:57	0.0	0.0	9:57	0.0	0.0	-
9:58	0.0	0.0	9:58	0.0	0.0	-
9:59	0.0	0.0	9:59	0.0	0.0	-
10:00	0.0	0.0	10:00	0.0	0.0	-
10:01	0.0	0.0	10:01	0.0	0.0	-
10:02	0.0	0.0	10:02	0.0	0.0	-
10:03	0.0	0.0	10:03	0.0	0.0	-
10:04	0.0	0.0	10:04	0.0	0.0	-
10:05	0.0	0.0	10:05	0.0	0.0	-
10:06	0.0	0.0	10:06	0.0	0.0	-
10:07	0.0	0.0	10:07	0.0	0.0	-
10:08	0.0	0.0	10:08	0.0	0.0	-
10:09	0.0	0.0	10:09	0.0	0.0	-
10:10	0.0	0.0	10:10	0.0	0.0	-
10:11	0.0	0.0	10:11	0.0	0.0	-
10:12	0.0	0.0	10:12	0.0	0.0	-
10:13	0.0	0.0	10:13	0.0	0.0	-
10:14	0.0	0.0	10:14	0.0	0.0	-
10:15	0.0	0.0	10:15	0.0	0.0	-
10:16	0.0	0.0	10:16	0.0	0.0	-
10:17	0.0	0.0	10:17	0.0	0.0	-
10:18	0.0	0.0	10:18	0.0	0.0	-
10:19	0.0	0.0	10:19	0.0	0.0	-
10:20	0.0	0.0	10:20	0.0	0.0	-
10:21	0.0	0.0	10:21	0.0	0.0	-
10:22	0.0	0.0	10:22	0.0	0.0	-
10:23	0.0	0.0	10:23	0.0	0.0	-
10:24	0.0	0.0	10:24	0.0	0.0	-
10:25	0.0	0.0	10:25	0.0	0.0	-
10:26	0.0	0.0	10:26	0.0	0.0	-
10:27	0.0	0.0	10:27	0.0	0.0	-
10:28	0.0	0.0	10:28	0.0	0.0	-
10:29	0.0	0.0	10:29	0.0	0.0	-
10:30	0.0	0.0	10:30	0.0	0.0	-
10:31	0.0	0.0	10:31	0.0	0.0	-
10:32	0.0	0.0	10:32	0.0	0.0	-

Grand Union Bowling Alley Site
BCP #360222
150 Westchester Avenue, Port Chester
December 23, 2024

PID DATA						
Upwind			Downwind			
Time	Concentration (ppm)	15-Min Avg Concentration (ppm)	Time	Concentration (ppm)	15-Min Avg Concentration (ppm)	Exceeds VOC Alarm Limit
10:33	0.0	0.0	10:33	0.0	0.0	-
10:34	0.0	0.0	10:34	0.0	0.0	-
10:35	0.0	0.0	10:35	0.0	0.0	-
10:36	0.0	0.0	10:36	0.0	0.0	-
10:37	0.0	0.0	10:37	0.0	0.0	-
10:38	0.0	0.0	10:38	0.0	0.0	-
10:39	0.0	0.0	10:39	0.0	0.0	-
10:40	0.0	0.0	10:40	0.0	0.0	-
10:41	0.0	0.0	10:41	0.0	0.0	-
10:42	0.0	0.0	10:42	0.0	0.0	-
10:43	0.0	0.0	10:43	0.0	0.0	-
10:44	0.0	0.0	10:44	0.0	0.0	-
10:45	0.0	0.0	10:45	0.0	0.0	-
10:46	0.0	0.0	10:46	0.0	0.0	-
10:47	0.0	0.0	10:47	0.0	0.0	-
10:48	0.0	0.0	10:48	0.0	0.0	-
10:49	0.0	0.0	10:49	0.0	0.0	-
10:50	0.0	0.0	10:50	0.0	0.0	-
10:51	0.0	0.0	10:51	0.0	0.0	-
10:52	0.0	0.0	10:52	0.0	0.0	-
10:53	0.0	0.0	10:53	0.0	0.0	-
10:54	0.0	0.0	10:54	0.0	0.0	-
10:55	0.0	0.0	10:55	0.0	0.0	-
10:56	0.0	0.0	10:56	0.0	0.0	-
10:57	0.0	0.0	10:57	0.0	0.0	-
10:58	0.0	0.0	10:58	0.0	0.0	-
10:59	0.0	0.0	10:59	0.0	0.0	-
11:00	0.0	0.0	11:00	0.0	0.0	-
11:01	0.0	0.0	11:01	0.0	0.0	-
11:02	0.0	0.0	11:02	0.0	0.0	-
11:03	0.0	0.0	11:03	0.0	0.0	-
11:04	0.0	0.0	11:04	0.0	0.0	-
11:05	0.0	0.0	11:05	0.0	0.0	-
11:06	0.0	0.0	11:06	0.0	0.0	-
11:07	0.0	0.0	11:07	0.0	0.0	-
11:08	0.0	0.0	11:08	0.0	0.0	-
11:09	0.0	0.0	11:09	0.0	0.0	-
11:10	0.0	0.0	11:10	0.0	0.0	-
11:11	0.0	0.0	11:11	0.0	0.0	-
11:12	0.0	0.0	11:12	0.0	0.0	-
11:13	0.0	0.0	11:13	0.0	0.0	-
11:14	0.0	0.0	11:14	0.0	0.0	-
11:15	0.0	0.0	11:15	0.0	0.0	-
11:16	0.0	0.0	11:16	0.0	0.0	-
11:17	0.0	0.0	11:17	0.0	0.0	-
11:18	0.0	0.0	11:18	0.0	0.0	-
11:19	0.0	0.0	11:19	0.0	0.0	-
11:20	0.0	0.0	11:20	0.0	0.0	-

Grand Union Bowling Alley Site
BCP #360222
150 Westchester Avenue, Port Chester
December 23, 2024

PID DATA						
Upwind			Downwind			
Time	Concentration (ppm)	15-Min Avg Concentration (ppm)	Time	Concentration (ppm)	15-Min Avg Concentration (ppm)	Exceeds VOC Alarm Limit
11:21	0.0	0.0	11:21	0.0	0.0	-
11:22	0.0	0.0	11:22	0.0	0.0	-
11:23	0.0	0.0	11:23	0.0	0.0	-
11:24	0.0	0.0	11:24	0.0	0.0	-
11:25	0.0	0.0	11:25	0.0	0.0	-
11:26	0.0	0.0	11:26	0.0	0.0	-
11:27	0.0	0.0	11:27	0.0	0.0	-
11:28	0.0	0.0	11:28	0.0	0.0	-
11:29	0.0	0.0	11:29	0.0	0.0	-
11:30	0.0	0.0	11:30	0.0	0.0	-
11:31	0.0	0.0	11:31	0.0	0.0	-
11:32	0.0	0.0	11:32	0.0	0.0	-
11:33	0.0	0.0	11:33	0.0	0.0	-
11:34	0.0	0.0	11:34	0.0	0.0	-
11:35	0.0	0.0	11:35	0.0	0.0	-
11:36	0.0	0.0	11:36	0.0	0.0	-
11:37	0.0	0.0	11:37	0.0	0.0	-
11:38	0.0	0.0	11:38	0.0	0.0	-
11:39	0.0	0.0	11:39	0.0	0.0	-
11:40	0.0	0.0	11:40	0.0	0.0	-
11:41	0.0	0.0	11:41	0.0	0.0	-
11:42	0.0	0.0	11:42	0.0	0.0	-
11:43	0.0	0.0	11:43	0.0	0.0	-
11:44	0.0	0.0	11:44	0.0	0.0	-
11:45	0.0	0.0	11:45	0.0	0.0	-
11:46	0.0	0.0	11:46	0.0	0.0	-
11:47	0.0	0.0	11:47	0.0	0.0	-
11:48	0.0	0.0	11:48	0.0	0.0	-
11:49	0.0	0.0	11:49	0.0	0.0	-
11:50	0.0	0.0	11:50	0.0	0.0	-
11:51	0.0	0.0	11:51	0.0	0.0	-
11:52	0.0	0.0	11:52	0.0	0.0	-
11:53	0.0	0.0	11:53	0.0	0.0	-
11:54	0.0	0.0	11:54	0.0	0.0	-
11:55	0.0	0.0	11:55	0.0	0.0	-
11:56	0.0	0.0	11:56	0.0	0.0	-
11:57	0.0	0.0	11:57	0.0	0.0	-
11:58	0.0	0.0	11:58	0.0	0.0	-
11:59	0.0	0.0	11:59	0.0	0.0	-
12:00	0.0	0.0	12:00	0.0	0.0	-
12:01	0.0	0.0	12:01	0.0	0.0	-
12:02	0.0	0.0	12:02	0.0	0.0	-
12:03	0.0	0.0	12:03	0.0	0.0	-
12:04	0.0	0.0	12:04	0.0	0.0	-
12:05	0.0	0.0	12:05	0.0	0.0	-
12:06	0.0	0.0	12:06	0.0	0.0	-
12:07	0.0	0.0	12:07	0.0	0.0	-
12:08	0.0	0.0	12:08	0.0	0.0	-

Grand Union Bowling Alley Site
BCP #360222
150 Westchester Avenue, Port Chester
December 23, 2024

PID DATA						
Upwind			Downwind			
Time	Concentration (ppm)	15-Min Avg Concentration (ppm)	Time	Concentration (ppm)	15-Min Avg Concentration (ppm)	Exceeds VOC Alarm Limit
12:09	0.0	0.0	12:09	0.0	0.0	-
12:10	0.0	0.0	12:10	0.0	0.0	-
12:11	0.0	0.0	12:11	0.0	0.0	-
12:12	0.0	0.0	12:12	0.0	0.0	-
12:13	0.0	0.0	12:13	0.0	0.0	-
12:14	0.0	0.0	12:14	0.0	0.0	-
12:15	0.0	0.0	12:15	0.0	0.0	-
12:16	0.0	0.0	12:16	0.0	0.0	-
12:17	0.0	0.0	12:17	0.0	0.0	-
12:18	0.0	0.0	12:18	0.0	0.0	-
12:19	0.0	0.0	12:19	0.0	0.0	-
12:20	0.0	0.0	12:20	0.0	0.0	-
12:21	0.0	0.0	12:21	0.0	0.0	-
12:22	0.0	0.0	12:22	0.0	0.0	-
12:23	0.0	0.0	12:23	0.0	0.0	-
12:24	0.0	0.0	12:24	0.0	0.0	-
12:25	0.0	0.0	12:25	0.0	0.0	-
12:26	0.0	0.0	12:26	0.0	0.0	-
12:27	0.0	0.0	12:27	0.0	0.0	-
12:28	0.0	0.0	12:28	0.0	0.0	-
12:29	0.0	0.0	12:29	0.0	0.0	-
12:30	0.0	0.0	12:30	0.0	0.0	-
12:31	0.0	0.0	12:31	0.0	0.0	-
12:32	0.0	0.0	12:32	0.0	0.0	-
12:33	0.0	0.0	12:33	0.0	0.0	-
12:34	0.0	0.0	12:34	0.0	0.0	-
12:35	0.0	0.0	12:35	0.0	0.0	-
12:36	0.0	0.0	12:36	0.0	0.0	-
12:37	0.0	0.0	12:37	0.0	0.0	-
12:38	0.0	0.0	12:38	0.0	0.0	-
12:39	0.0	0.0	12:39	0.0	0.0	-
12:40	0.0	0.0	12:40	0.0	0.0	-
12:41	0.0	0.0	12:41	0.0	0.0	-
12:42	0.0	0.0	12:42	0.0	0.0	-
12:43	0.0	0.0	12:43	0.0	0.0	-
12:44	0.0	0.0	12:44	0.0	0.0	-
12:45	0.0	0.0	12:45	0.0	0.0	-
12:46	0.0	0.0	12:46	0.0	0.0	-
12:47	0.0	0.0	12:47	0.0	0.0	-
12:48	0.0	0.0	12:48	0.0	0.0	-
12:49	0.0	0.0	12:49	0.0	0.0	-
12:50	0.0	0.0	12:50	0.0	0.0	-
12:51	0.0	0.0	12:51	0.0	0.0	-
12:52	0.0	0.0	12:52	0.0	0.0	-
12:53	0.0	0.0	12:53	0.0	0.0	-
12:54	0.0	0.0	12:54	0.0	0.0	-
12:55	0.0	0.0	12:55	0.0	0.0	-
12:56	0.0	0.0	12:56	0.0	0.0	-

Grand Union Bowling Alley Site
BCP #360222
150 Westchester Avenue, Port Chester
December 23, 2024

PID DATA						
Upwind			Downwind			
Time	Concentration (ppm)	15-Min Avg Concentration (ppm)	Time	Concentration (ppm)	15-Min Avg Concentration (ppm)	Exceeds VOC Alarm Limit
12:57	0.0	0.0	12:57	0.0	0.0	-
12:58	0.0	0.0	12:58	0.0	0.0	-
12:59	0.0	0.0	12:59	0.0	0.0	-
13:00	0.0	0.0	13:00	0.0	0.0	-
13:01	0.0	0.0	13:01	0.0	0.0	-
13:02	0.0	0.0	13:02	0.0	0.0	-
13:03	0.0	0.0	13:03	0.0	0.0	-
13:04	0.0	0.0	13:04	0.0	0.0	-
13:05	0.0	0.0	13:05	0.0	0.0	-
13:06	0.0	0.0	13:06	0.0	0.0	-
13:07	0.0	0.0	13:07	0.0	0.0	-
13:08	0.0	0.0	13:08	0.0	0.0	-
13:09	0.0	0.0	13:09	0.0	0.0	-
13:10	0.0	0.0	13:10	0.0	0.0	-
13:11	0.0	0.0	13:11	0.0	0.0	-
13:12	0.0	0.0	13:12	0.0	0.0	-
13:13	0.0	0.0	13:13	0.0	0.0	-
13:14	0.0	0.0	13:14	0.0	0.0	-
13:15	0.0	0.0	13:15	0.0	0.0	-
13:16	0.0	0.0	13:16	0.0	0.0	-
13:17	0.0	0.0	13:17	0.0	0.0	-
13:18	0.0	0.0	13:18	0.0	0.0	-
13:19	0.0	0.0	13:19	0.0	0.0	-
13:20	0.0	0.0	13:20	0.0	0.0	-
13:21	0.0	0.0	13:21	0.0	0.0	-
13:22	0.0	0.0	13:22	0.0	0.0	-
13:23	0.0	0.0	13:23	0.0	0.0	-
13:24	0.0	0.0	13:24	0.0	0.0	-
13:25	0.0	0.0	13:25	0.0	0.0	-
13:26	0.0	0.0	13:26	0.0	0.0	-
13:27	0.0	0.0	13:27	0.0	0.0	-
13:28	0.0	0.0	13:28	0.0	0.0	-
13:29	0.0	0.0	13:29	0.0	0.0	-
13:30	0.0	0.0	13:30	0.0	0.0	-
13:31	0.0	0.0	13:31	0.0	0.0	-
13:32	0.0	0.0	13:32	0.0	0.0	-
13:33	0.0	0.0	13:33	0.0	0.0	-
13:34	0.0	0.0	13:34	0.0	0.0	-
13:35	0.0	0.0	13:35	0.0	0.0	-
13:36	0.0	0.0	13:36	0.0	0.0	-
13:37	0.0	0.0	13:37	0.0	0.0	-
13:38	0.0	0.0	13:38	0.0	0.0	-
13:39	0.0	0.0	13:39	0.0	0.0	-
13:40	0.0	0.0	13:40	0.0	0.0	-
13:41	0.0	0.0	13:41	0.0	0.0	-
13:42	0.0	0.0	13:42	0.0	0.0	-
13:43	0.0	0.0	13:43	0.0	0.0	-
13:44	0.0	0.0	13:44	0.0	0.0	-

Grand Union Bowling Alley Site
BCP #360222
150 Westchester Avenue, Port Chester
December 23, 2024

PID DATA						
Upwind			Downwind			
Time	Concentration (ppm)	15-Min Avg Concentration (ppm)	Time	Concentration (ppm)	15-Min Avg Concentration (ppm)	Exceeds VOC Alarm Limit
13:45	0.0	0.0	13:45	0.0	0.0	-
13:46	0.0	0.0	13:46	0.0	0.0	-
13:47	0.0	0.0	13:47	0.0	0.0	-
13:48	0.0	0.0	13:48	0.0	0.0	-
13:49	0.0	0.0	13:49	0.0	0.0	-
13:50	0.0	0.0	13:50	0.0	0.0	-
13:51	0.0	0.0	13:51	0.0	0.0	-
13:52	0.0	0.0	13:52	0.0	0.0	-
13:53	0.0	0.0	13:53	0.0	0.0	-
13:54	0.0	0.0	13:54	0.0	0.0	-
13:55	0.0	0.0	13:55	0.0	0.0	-
13:56	0.0	0.0	13:56	0.0	0.0	-
13:57	0.0	0.0	13:57	0.0	0.0	-
13:58	0.0	0.0	13:58	0.0	0.0	-
13:59	0.0	0.0	13:59	0.0	0.0	-
14:00	0.0	0.0	14:00	0.0	0.0	-
14:01	0.0	0.0	14:01	0.0	0.0	-
14:02	0.0	0.0	14:02	0.0	0.0	-
14:03	0.0	0.0	14:03	0.0	0.0	-
14:04	0.0	0.0	14:04	0.0	0.0	-
14:05	0.0	0.0	14:05	0.0	0.0	-
14:06	0.0	0.0	14:06	0.0	0.0	-
14:07	0.0	0.0	14:07	0.0	0.0	-
14:08	0.0	0.0	14:08	0.0	0.0	-
14:09	0.0	0.0	14:09	0.0	0.0	-
14:10	0.0	0.0	14:10	0.0	0.0	-
14:11	0.0	0.0	14:11	0.0	0.0	-
14:12	0.0	0.0	14:12	0.0	0.0	-
14:13	0.0	0.0	14:13	0.0	0.0	-
14:14	0.0	0.0	14:14	0.0	0.0	-
14:15	0.0	0.0	14:15	0.0	0.0	-
14:16	0.0	0.0	14:16	0.0	0.0	-
14:17	0.0	0.0	14:17	0.0	0.0	-
14:18	0.0	0.0	14:18	0.0	0.0	-
14:19	0.0	0.0	14:19	0.0	0.0	-
14:20	0.0	0.0	14:20	0.0	0.0	-
14:21	0.0	0.0	14:21	0.0	0.0	-
14:22	0.0	0.0	14:22	0.0	0.0	-
14:23	0.0	0.0	14:23	0.0	0.0	-
14:24	0.0	0.0	14:24	0.0	0.0	-
14:25	0.0	0.0	14:25	0.0	0.0	-
14:26	0.0	0.0	14:26	0.0	0.0	-
14:27	0.0	0.0	14:27	0.0	0.0	-
14:28	0.0	0.0	14:28	0.0	0.0	-
14:29	0.0	0.0	14:29	0.0	0.0	-
14:30	0.0	0.0	14:30	0.0	0.0	-
14:31	0.0	0.0	14:31	0.0	0.0	-
14:32	0.0	0.0	14:32	0.0	0.0	-

Grand Union Bowling Alley Site
BCP #360222
150 Westchester Avenue, Port Chester
December 23, 2024

PID DATA						
Upwind			Downwind			
Time	Concentration (ppm)	15-Min Avg Concentration (ppm)	Time	Concentration (ppm)	15-Min Avg Concentration (ppm)	Exceeds VOC Alarm Limit
14:33	0.0	0.0	14:33	0.0	0.0	-
14:34	0.0	0.0	14:34	0.0	0.0	-
14:35	0.0	0.0	14:35	0.0	0.0	-
14:36	0.0	0.0	14:36	0.0	0.0	-
14:37	0.0	0.0	14:37	0.0	0.0	-
14:38	0.0	0.0	14:38	0.0	0.0	-
14:39	0.0	0.0	14:39	0.0	0.0	-
14:40	0.0	0.0	14:40	0.0	0.0	-
14:41	0.0	0.0	14:41	0.0	0.0	-
14:42	0.0	0.0	14:42	0.0	0.0	-
14:43	0.0	0.0	14:43	0.0	0.0	-
14:44	0.0	0.0	14:44	0.0	0.0	-
14:45	0.0	0.0	14:45	0.0	0.0	-
14:46	0.0	0.0	14:46	0.0	0.0	-
14:47	0.0	0.0	14:47	0.0	0.0	-
14:48	0.0	0.0	14:48	0.0	0.0	-
14:49	0.0	0.0	14:49	0.0	0.0	-
14:50	0.0	0.0	14:50	0.0	0.0	-
14:51	0.0	0.0	14:51	0.0	0.0	-
14:52	0.0	0.0	14:52	0.0	0.0	-
14:53	0.0	0.0	14:53	0.0	0.0	-
14:54	0.0	0.0	14:54	0.0	0.0	-
14:55	0.0	0.0	14:55	0.0	0.0	-
14:56	0.0	0.0	14:56	0.0	0.0	-
14:57	0.0	0.0	14:57	0.0	0.0	-
14:58	0.0	0.0	14:58	0.0	0.0	-
14:59	0.0	0.0	14:59	0.0	0.0	-
15:00	0.0	0.0	15:00	0.0	0.0	-
15:01	0.0	0.0	15:01	0.0	0.0	-
15:02	0.0	0.0	15:02	0.0	0.0	-
15:03	0.0	0.0	15:03	0.0	0.0	-
15:04	0.0	0.0	15:04	0.0	0.0	-
15:05	0.0	0.0	15:05	0.0	0.0	-
15:06	0.0	0.0	15:06	0.0	0.0	-
15:07	0.0	0.0	15:07	0.0	0.0	-
15:08	0.0	0.0	15:08	0.0	0.0	-
15:09	0.0	0.0	15:09	0.0	0.0	-
15:10	0.0	0.0	15:10	0.0	0.0	-
15:11	0.0	0.0	15:11	0.0	0.0	-
15:12	0.0	0.0	15:12	0.0	0.0	-
15:13	0.0	0.0	15:13	0.0	0.0	-
15:14	0.0	0.0	15:14	0.0	0.0	-
15:15	0.0	0.0	15:15	0.0	0.0	-
15:16	0.0	0.0	15:16	0.0	0.0	-
15:17	0.0	0.0	15:17	0.0	0.0	-
15:18	0.0	0.0	15:18	0.0	0.0	-
15:19	0.0	0.0	15:19	0.0	0.0	-
15:20	0.0	0.0	15:20	0.0	0.0	-

Grand Union Bowling Alley Site
BCP #360222
150 Westchester Avenue, Port Chester
December 23, 2024

PID DATA						
Upwind			Downwind			
Time	Concentration (ppm)	15-Min Avg Concentration (ppm)	Time	Concentration (ppm)	15-Min Avg Concentration (ppm)	Exceeds VOC Alarm Limit
15:21	0.0	0.0	15:21	0.0	0.0	-
15:22	0.0	0.0	15:22	0.0	0.0	-
15:23	0.0	0.0	15:23	0.0	0.0	-
15:24	0.0	0.0	15:24	0.0	0.0	-
15:25	0.0	0.0	15:25	0.0	0.0	-
15:26	0.0	0.0	15:26	0.0	0.0	-
15:27	0.0	0.0	15:27	0.0	0.0	-
15:28	0.0	0.0	15:28	0.0	0.0	-
15:29	0.0	0.0	15:29	0.0	0.0	-
15:30	0.0	0.0	15:30	0.0	0.0	-
15:31	0.0	0.0	15:31	0.0	0.0	-
15:32	0.0	0.0	15:32	0.0	0.0	-

SESI CONSULTING ENGINEERS

959 US-46 Floor 3, Suite 300 - Parsippany-Troy Hills, NJ

DAILY AIR MONITORING REPORT
150 Westchester Avenue
Port Chester, New York

12/24/2024

Rev. No. 0	Page 1 of 2
Project Number: 11895A	
Dust Action Level	150 µg/m^3
VOC Action Level	5 ppm

Weather Data Range for Work Day		Wind Direction	WSW	Relative Humidity (%)	77.0 - 88.0	Daily Rain Total (in)	0.01	Readings in the summary table and graphs below are the reported downwind concentrations.
Temperature (°F)	29.0 - 33.0	Wind Speed (MPH)	3.3 - 4.9	Barometer (inHg)	30.30 - 30.30	Avg. Dew Point Temp (°F)	26.5	

Station Location	Daily Avg. Dust Concentration (µg/m^3)	Max 15-Min Dust Concentration (µg/m^3)	Time of Max Dust Reading	Daily Avg. VOC Concentration (ppm)	Max 15-Min VOC Concentration (ppm)	Time of Max VOC Reading
Upwind	29.9	38.4	10:01	0.0	0.0	10:01
Downwind	40.8	60.5	11:19	0.0	0.0	10:00

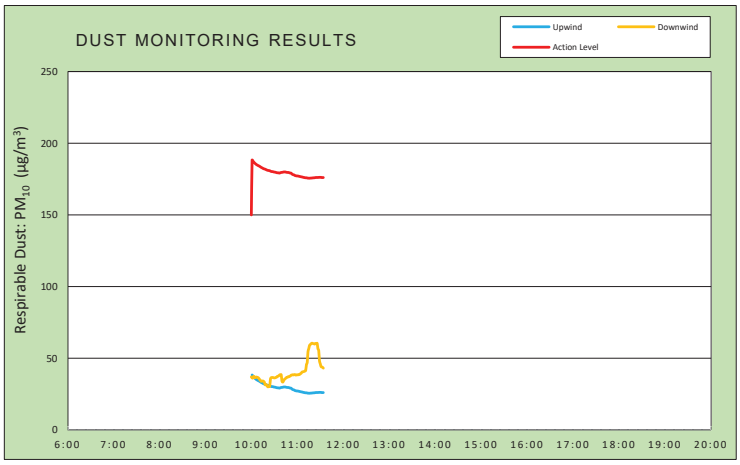

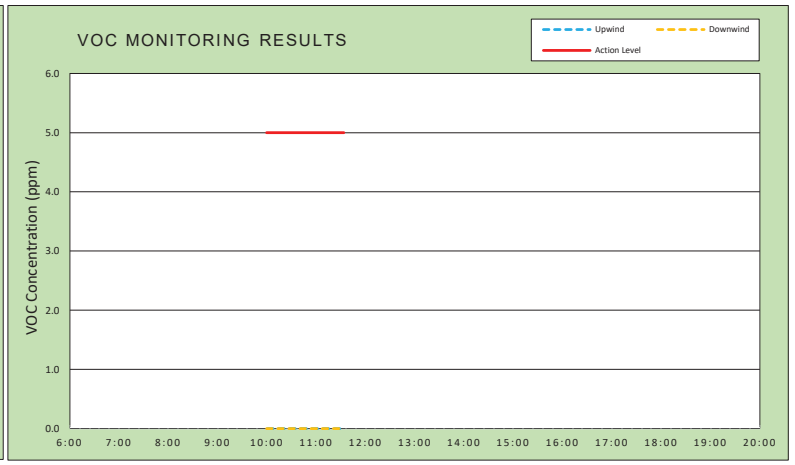

Air Monitoring Notes:

Weather Notes:

EMILCOTT
A Triumvirate Environmental Company

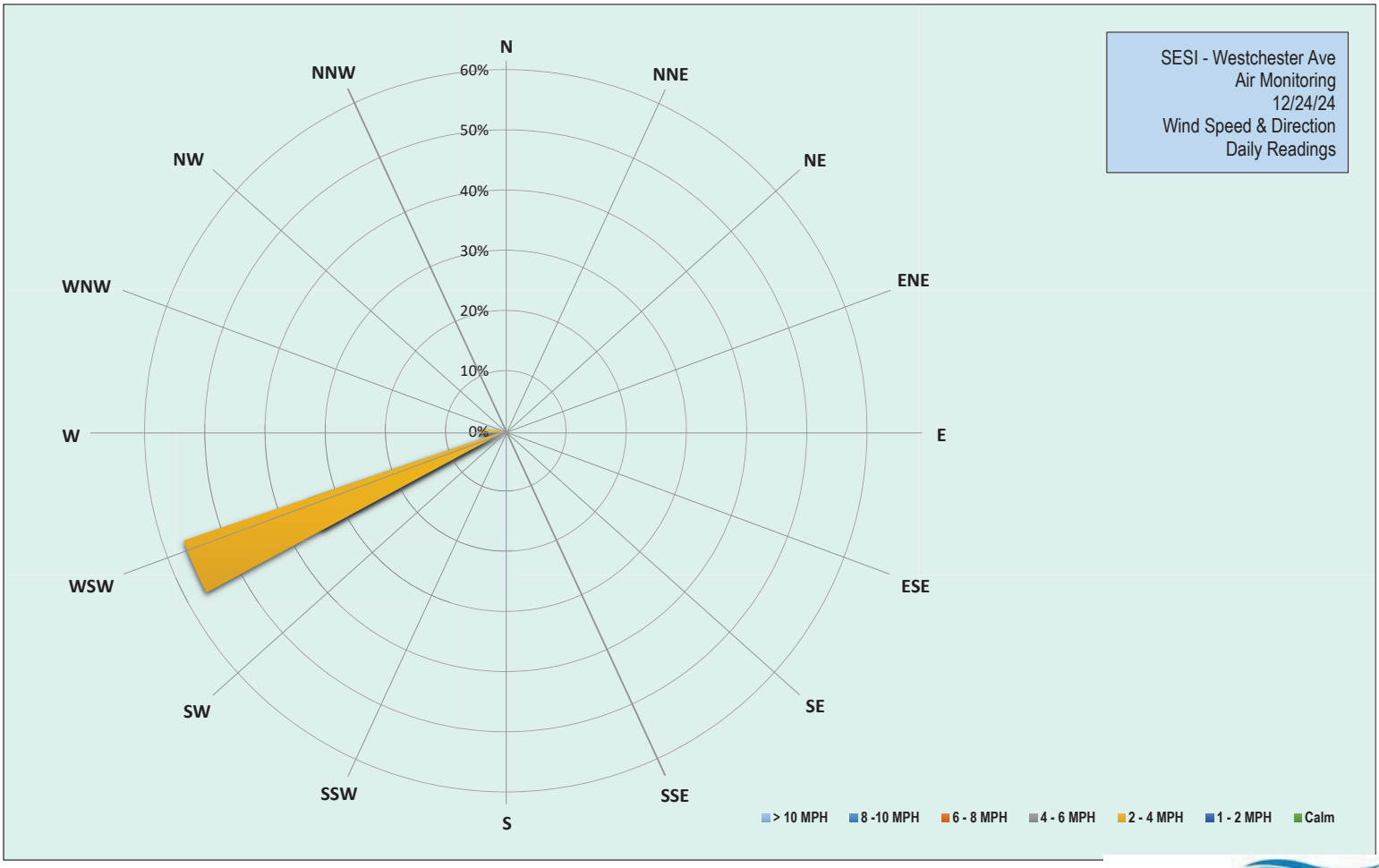

EMILCOTT
A Triumvirate Environmental Company

Grand Union Bowling Alley Site
BCP #360222
150 Westchester Avenue, Port Chester
December 24, 2024

Tuesday, December 24, 2024						
Number of Instances Where Downwind Particulates Exceeds Upwind Particulate + 150 =						0
Number of Comparable Data Points =						94
Start Time:						9:45
End Time:						11:34
PARTICULATE DATA						
Upwind			Downwind			Exceeds Particulate Alarm Limit
Time	Concentration (ug/m^3)	15-Min Avg Concentration (ug/m^3)	Time	Concentration (ug/m^3)	15-Min Avg Concentration (ug/m^3)	
9:45	-	-	9:45	44.0	-	-
9:46	45.3	-	9:46	43.0	-	-
9:47	43.8	-	9:47	39.8	-	-
9:48	43.8	-	9:48	38.0	-	-
9:49	43.0	-	9:49	36.5	-	-
9:50	42.3	-	9:50	36.5	-	-
9:51	40.0	-	9:51	37.3	-	-
9:52	38.5	-	9:52	34.8	-	-
9:53	37.0	-	9:53	35.0	-	-
9:54	37.0	-	9:54	35.5	-	-
9:55	36.8	-	9:55	41.0	-	-
9:56	36.8	-	9:56	44.5	-	-
9:57	35.5	-	9:57	37.3	-	-
9:58	35.3	-	9:58	36.0	-	-
9:59	35.0	-	9:59	29.5	-	-
10:00	35.5	-	10:00	30.3	37.0	-
10:01	35.5	38.4	10:01	33.5	36.4	-
10:02	33.3	37.7	10:02	37.5	36.2	-
10:03	33.5	37.0	10:03	57.3	37.5	-
10:04	34.0	36.4	10:04	28.3	36.9	-
10:05	34.5	35.9	10:05	29.5	36.5	-
10:06	33.3	35.4	10:06	43.5	36.9	-
10:07	32.3	35.0	10:07	34.3	36.9	-
10:08	32.8	34.7	10:08	32.3	36.7	-
10:09	32.0	34.4	10:09	32.0	36.4	-
10:10	33.3	34.2	10:10	31.5	35.8	-
10:11	32.0	33.8	10:11	34.0	35.1	-
10:12	30.0	33.5	10:12	27.3	34.4	-
10:13	30.0	33.1	10:13	28.3	33.9	-
10:14	31.0	32.9	10:14	31.5	34.1	-
10:15	31.0	32.6	10:15	32.3	34.2	-
10:16	30.5	32.2	10:16	29.0	33.9	-
10:17	31.5	32.1	10:17	28.5	33.3	-
10:18	30.3	31.9	10:18	30.5	31.5	-
10:19	30.5	31.7	10:19	28.5	31.5	-
10:20	30.5	31.4	10:20	29.3	31.5	-
10:21	30.0	31.2	10:21	27.0	30.4	-
10:22	30.3	31.0	10:22	28.8	30.0	-
10:23	31.5	31.0	10:23	38.5	30.5	-
10:24	30.0	30.8	10:24	32.0	30.5	-
10:25	29.3	30.6	10:25	109.5	35.7	-

Grand Union Bowling Alley Site
BCP #360222
150 Westchester Avenue, Port Chester
December 24, 2024

PARTICULATE DATA						
Upwind			Downwind			Exceeds Particulate Alarm Limit
Time	Concentration (ug/m^3)	15-Min Avg Concentration (ug/m^3)	Time	Concentration (ug/m^3)	15-Min Avg Concentration (ug/m^3)	
10:26	28.5	30.3	10:26	46.8	36.5	-
10:27	28.8	30.2	10:27	28.3	36.6	-
10:28	29.5	30.2	10:28	29.0	36.6	-
10:29	28.3	30.0	10:29	28.8	36.4	-
10:30	29.3	29.9	10:30	30.5	36.3	-
10:31	29.3	29.8	10:31	29.8	36.4	-
10:32	29.3	29.7	10:32	32.8	36.7	-
10:33	27.8	29.5	10:33	32.5	36.8	-
10:34	29.0	29.4	10:34	37.8	37.4	-
10:35	30.3	29.4	10:35	30.5	37.5	-
10:36	28.3	29.3	10:36	32.8	37.9	-
10:37	29.3	29.2	10:37	37.0	38.4	-
10:38	35.8	29.5	10:38	40.3	38.5	-
10:39	31.8	29.6	10:39	32.8	38.6	-
10:40	30.8	29.7	10:40	42.0	34.1	-
10:41	29.3	29.8	10:41	36.0	33.4	-
10:42	31.8	30.0	10:42	40.8	34.2	-
10:43	29.5	30.0	10:43	42.8	35.1	-
10:44	29.0	30.0	10:44	36.5	35.6	-
10:45	27.0	29.9	10:45	37.0	36.1	-
10:46	27.5	29.7	10:46	38.3	36.6	-
10:47	27.8	29.6	10:47	33.8	36.7	-
10:48	27.8	29.6	10:48	39.5	37.2	-
10:49	27.8	29.6	10:49	36.3	37.1	-
10:50	26.8	29.3	10:50	36.0	37.4	-
10:51	27.0	29.2	10:51	36.3	37.7	-
10:52	27.3	29.1	10:52	45.3	38.2	-
10:53	27.8	28.6	10:53	42.0	38.3	-
10:54	26.5	28.2	10:54	35.5	38.5	-
10:55	27.8	28.0	10:55	39.8	38.4	-
10:56	26.8	27.9	10:56	39.0	38.6	-
10:57	26.3	27.5	10:57	41.5	38.6	-
10:58	27.5	27.4	10:58	37.5	38.3	-
10:59	27.0	27.2	10:59	38.5	38.4	-
11:00	26.5	27.2	11:00	38.3	38.5	-
11:01	26.5	27.1	11:01	37.5	38.4	-
11:02	25.8	27.0	11:02	37.8	38.7	-
11:03	25.8	26.9	11:03	38.8	38.7	-
11:04	25.8	26.7	11:04	45.3	39.3	-
11:05	25.0	26.6	11:05	39.5	39.5	-
11:06	25.3	26.5	11:06	48.0	40.3	-
11:07	25.8	26.4	11:07	49.3	40.5	-
11:08	24.5	26.2	11:08	43.5	40.6	-
11:09	25.8	26.1	11:09	38.5	40.8	-
11:10	25.5	26.0	11:10	43.3	41.1	-
11:11	26.0	25.9	11:11	45.5	41.5	-
11:12	26.0	25.9	11:12	105.0	45.7	-
11:13	25.8	25.8	11:13	55.8	47.0	-

Grand Union Bowling Alley Site
BCP #360222
150 Westchester Avenue, Port Chester
December 24, 2024

PARTICULATE DATA						
Upwind			Downwind			Exceeds Particulate Alarm Limit
Time	Concentration (ug/m^3)	15-Min Avg Concentration (ug/m^3)	Time	Concentration (ug/m^3)	15-Min Avg Concentration (ug/m^3)	
11:14	25.0	25.7	11:14	153.8	54.6	-
11:15	26.5	25.7	11:15	68.8	56.7	-
11:16	25.8	25.6	11:16	71.8	59.0	-
11:17	27.0	25.7	11:17	46.5	59.5	-
11:18	26.0	25.7	11:18	47.0	60.1	-
11:19	26.5	25.8	11:19	51.5	60.5	-
11:20	26.0	25.8	11:20	38.3	60.4	-
11:21	26.3	25.9	11:21	44.8	60.2	-
11:22	26.0	25.9	11:22	47.3	60.1	-
11:23	25.8	26.0	11:23	41.3	59.9	-
11:24	27.3	26.1	11:24	45.3	60.4	-
11:25	26.0	26.1	11:25	42.3	60.3	-
11:26	25.8	26.1	11:26	48.0	60.5	-
11:27	26.5	26.1	11:27	46.3	56.6	-
11:28	26.3	26.2	11:28	40.8	55.6	-
11:29	25.8	26.2	11:29	43.3	48.2	-
11:30	26.3	26.2	11:30	40.3	46.3	-
11:31	25.8	26.2	11:31	41.5	44.3	-
11:32	25.0	26.1	11:32	41.5	43.9	-
11:33	26.0	26.1	11:33	43.3	43.7	-
11:34	26.5	26.1	11:34	43.0	43.1	-

Grand Union Bowling Alley Site
BCP #360222
150 Westchester Avenue, Port Chester
December 24, 2024

Tuesday, December 24, 2024						
					Number of Instances Where Downwind VOCs Exceeds Upwind VOCs + 5 =	0
					Number of Comparable Data Points =	94
					Start Time:	9:45
					End Time:	11:34
PID DATA						
Upwind			Downwind			
Time	Concentration (ppm)	15-Min Avg Concentration (ppm)	Time	Concentration (ppm)	15-Min Avg Concentration (ppm)	Exceeds VOC Alarm Limit
9:45	-	-	9:45	0.0	-	-
9:46	0.0	-	9:46	0.0	-	-
9:47	0.0	-	9:47	0.0	-	-
9:48	0.0	-	9:48	0.0	-	-
9:49	0.0	-	9:49	0.0	-	-
9:50	0.0	-	9:50	0.0	-	-
9:51	0.0	-	9:51	0.0	-	-
9:52	0.0	-	9:52	0.0	-	-
9:53	0.0	-	9:53	0.0	-	-
9:54	0.0	-	9:54	0.0	-	-
9:55	0.0	-	9:55	0.0	-	-
9:56	0.0	-	9:56	0.0	-	-
9:57	0.0	-	9:57	0.0	-	-
9:58	0.0	-	9:58	0.0	-	-
9:59	0.0	-	9:59	0.0	-	-
10:00	0.0	-	10:00	0.0	0.0	-
10:01	0.0	0.0	10:01	0.0	0.0	-
10:02	0.0	0.0	10:02	0.0	0.0	-
10:03	0.0	0.0	10:03	0.0	0.0	-
10:04	0.0	0.0	10:04	0.0	0.0	-
10:05	0.0	0.0	10:05	0.0	0.0	-
10:06	0.0	0.0	10:06	0.0	0.0	-
10:07	0.0	0.0	10:07	0.0	0.0	-
10:08	0.0	0.0	10:08	0.0	0.0	-
10:09	0.0	0.0	10:09	0.0	0.0	-
10:10	0.0	0.0	10:10	0.0	0.0	-
10:11	0.0	0.0	10:11	0.0	0.0	-
10:12	0.0	0.0	10:12	0.0	0.0	-
10:13	0.0	0.0	10:13	0.0	0.0	-
10:14	0.0	0.0	10:14	0.0	0.0	-
10:15	0.0	0.0	10:15	0.0	0.0	-
10:16	0.0	0.0	10:16	0.0	0.0	-
10:17	0.0	0.0	10:17	0.0	0.0	-
10:18	0.0	0.0	10:18	0.0	0.0	-
10:19	0.0	0.0	10:19	0.0	0.0	-
10:20	0.0	0.0	10:20	0.0	0.0	-
10:21	0.0	0.0	10:21	0.0	0.0	-
10:22	0.0	0.0	10:22	0.0	0.0	-
10:23	0.0	0.0	10:23	0.0	0.0	-
10:24	0.0	0.0	10:24	0.0	0.0	-
10:25	0.0	0.0	10:25	0.0	0.0	-
10:26	0.0	0.0	10:26	0.0	0.0	-

Grand Union Bowling Alley Site
BCP #360222
150 Westchester Avenue, Port Chester
December 24, 2024

PID DATA						
Upwind			Downwind			
Time	Concentration (ppm)	15-Min Avg Concentration (ppm)	Time	Concentration (ppm)	15-Min Avg Concentration (ppm)	Exceeds VOC Alarm Limit
10:27	0.0	0.0	10:27	0.0	0.0	-
10:28	0.0	0.0	10:28	0.0	0.0	-
10:29	0.0	0.0	10:29	0.0	0.0	-
10:30	0.0	0.0	10:30	0.0	0.0	-
10:31	0.0	0.0	10:31	0.0	0.0	-
10:32	0.0	0.0	10:32	0.0	0.0	-
10:33	0.0	0.0	10:33	0.0	0.0	-
10:34	0.0	0.0	10:34	0.0	0.0	-
10:35	0.0	0.0	10:35	0.0	0.0	-
10:36	0.0	0.0	10:36	0.0	0.0	-
10:37	0.0	0.0	10:37	0.0	0.0	-
10:38	0.0	0.0	10:38	0.0	0.0	-
10:39	0.0	0.0	10:39	0.0	0.0	-
10:40	0.0	0.0	10:40	0.0	0.0	-
10:41	0.0	0.0	10:41	0.0	0.0	-
10:42	0.0	0.0	10:42	0.0	0.0	-
10:43	0.0	0.0	10:43	0.0	0.0	-
10:44	0.0	0.0	10:44	0.0	0.0	-
10:45	0.0	0.0	10:45	0.0	0.0	-
10:46	0.0	0.0	10:46	0.0	0.0	-
10:47	0.0	0.0	10:47	0.0	0.0	-
10:48	0.0	0.0	10:48	0.0	0.0	-
10:49	0.0	0.0	10:49	0.0	0.0	-
10:50	0.0	0.0	10:50	0.0	0.0	-
10:51	0.0	0.0	10:51	0.0	0.0	-
10:52	0.0	0.0	10:52	0.0	0.0	-
10:53	0.0	0.0	10:53	0.0	0.0	-
10:54	0.0	0.0	10:54	0.0	0.0	-
10:55	0.0	0.0	10:55	0.0	0.0	-
10:56	0.0	0.0	10:56	0.0	0.0	-
10:57	0.0	0.0	10:57	0.0	0.0	-
10:58	0.0	0.0	10:58	0.0	0.0	-
10:59	0.0	0.0	10:59	0.0	0.0	-
11:00	0.0	0.0	11:00	0.0	0.0	-
11:01	0.0	0.0	11:01	0.0	0.0	-
11:02	0.0	0.0	11:02	0.0	0.0	-
11:03	0.0	0.0	11:03	0.0	0.0	-
11:04	0.0	0.0	11:04	0.0	0.0	-
11:05	0.0	0.0	11:05	0.0	0.0	-
11:06	0.0	0.0	11:06	0.0	0.0	-
11:07	0.0	0.0	11:07	0.0	0.0	-
11:08	0.0	0.0	11:08	0.0	0.0	-
11:09	0.0	0.0	11:09	0.0	0.0	-
11:10	0.0	0.0	11:10	0.0	0.0	-
11:11	0.0	0.0	11:11	0.0	0.0	-
11:12	0.0	0.0	11:12	0.0	0.0	-
11:13	0.0	0.0	11:13	0.0	0.0	-
11:14	0.0	0.0	11:14	0.0	0.0	-

Grand Union Bowling Alley Site
BCP #360222
150 Westchester Avenue, Port Chester
December 24, 2024

PID DATA						
Upwind			Downwind			
Time	Concentration (ppm)	15-Min Avg Concentration (ppm)	Time	Concentration (ppm)	15-Min Avg Concentration (ppm)	Exceeds VOC Alarm Limit
11:15	0.0	0.0	11:15	0.0	0.0	-
11:16	0.0	0.0	11:16	0.0	0.0	-
11:17	0.0	0.0	11:17	0.0	0.0	-
11:18	0.0	0.0	11:18	0.0	0.0	-
11:19	0.0	0.0	11:19	0.0	0.0	-
11:20	0.0	0.0	11:20	0.0	0.0	-
11:21	0.0	0.0	11:21	0.0	0.0	-
11:22	0.0	0.0	11:22	0.0	0.0	-
11:23	0.0	0.0	11:23	0.0	0.0	-
11:24	0.0	0.0	11:24	0.0	0.0	-
11:25	0.0	0.0	11:25	0.0	0.0	-
11:26	0.0	0.0	11:26	0.0	0.0	-
11:27	0.0	0.0	11:27	0.0	0.0	-
11:28	0.0	0.0	11:28	0.0	0.0	-
11:29	0.0	0.0	11:29	0.0	0.0	-
11:30	0.0	0.0	11:30	0.0	0.0	-
11:31	0.0	0.0	11:31	0.0	0.0	-
11:32	0.0	0.0	11:32	0.0	0.0	-
11:33	0.0	0.0	11:33	0.0	0.0	-
11:34	0.0	0.0	11:34	0.0	0.0	-

SESI CONSULTING ENGINEERS

959 US-46 Floor 3, Suite 300 - Parsippany-Troy Hills, NJ

DAILY AIR MONITORING REPORT
150 Westchester Avenue
Port Chester, New York

12/26/2024

Rev. No. 0	Page 1 of 2
Project Number: 11895A	
Dust Action Level	150 µg/m^3
VOC Action Level	5 ppm

Weather Data Range for Work Day		Wind Direction	N	Relative Humidity (%)	55.0 - 82.0	Daily Rain Total (in)	0.00	Readings in the summary table and graphs below are the reported downwind concentrations.
Temperature (°F)	20.0 - 36.0	Wind Speed (MPH)	1.1 - 3.2	Barometer (inHg)	30.40 - 30.50	Avg. Dew Point Temp (°F)	19.8	

Station Location	Daily Avg. Dust Concentration (µg/m^3)	Max 15-Min Dust Concentration (µg/m^3)	Time of Max Dust Reading	Daily Avg. VOC Concentration (ppm)	Max 15-Min VOC Concentration (ppm)	Time of Max VOC Reading
Upwind	25.3	142.2	12:19	0.0	0.0	7:25
Downwind	50.1	67.8	12:20	N/A	N/A	N/A

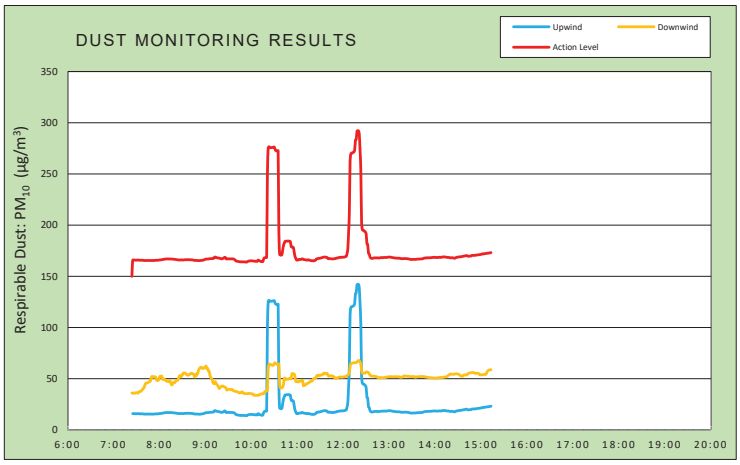



Air Monitoring Notes:

Weather Notes:

EMILCOTT
A Triumvirate Environmental Company

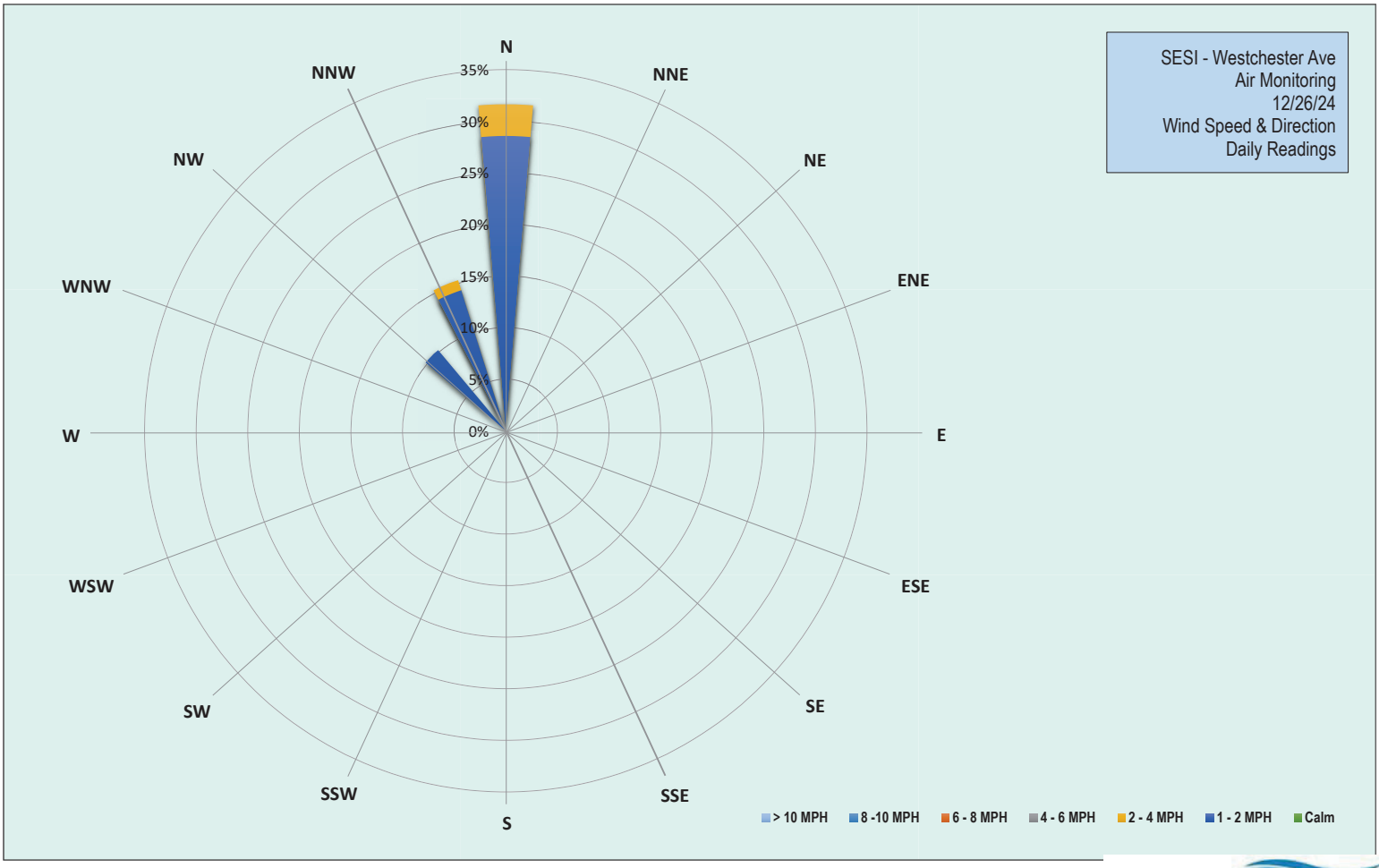

EMILCOTT
A Triumvirate Environmental Company

Grand Union Bowling Alley Site
BCP #360222
150 Westchester Avenue, Port Chester
December 26, 2024

Thursday, December 26, 2024						
Number of Instances Where Downwind Particulates Exceeds Upwind Particulate + 150 =						0
Number of Comparable Data Points =						469
Start Time:						7:09
End Time:						15:13
PARTICULATE DATA						
Upwind			Downwind			Exceeds Particulate Alarm Limit
Time	Concentration (ug/m^3)	15-Min Avg Concentration (ug/m^3)	Time	Concentration (ug/m^3)	15-Min Avg Concentration (ug/m^3)	
7:09	-	-	7:09	33.7	-	-
7:10	15.7	-	7:10	39.5	-	-
7:11	16.0	-	7:11	36.3	-	-
7:12	16.0	-	7:12	40.8	-	-
7:13	16.3	-	7:13	40.0	-	-
7:14	15.0	-	7:14	30.5	-	-
7:15	15.3	-	7:15	30.3	-	-
7:16	14.8	-	7:16	37.8	-	-
7:17	15.0	-	7:17	47.0	-	-
7:18	14.8	-	7:18	31.3	-	-
7:19	19.3	-	7:19	31.0	-	-
7:20	14.5	-	7:20	35.5	-	-
7:21	16.8	-	7:21	36.0	-	-
7:22	15.8	-	7:22	35.8	-	-
7:23	16.3	-	7:23	34.8	-	-
7:24	15.5	-	7:24	35.5	36.1	-
7:25	17.5	15.9	7:25	35.5	35.9	-
7:26	16.8	16.0	7:26	37.0	35.9	-
7:27	15.8	15.9	7:27	41.8	36.0	-
7:28	15.3	15.9	7:28	38.3	35.9	-
7:29	14.8	15.9	7:29	36.3	36.2	-
7:30	15.0	15.8	7:30	33.0	36.4	-
7:31	15.3	15.9	7:31	34.3	36.2	-
7:32	15.5	15.9	7:32	42.8	35.9	-
7:33	15.5	16.0	7:33	45.0	36.8	-
7:34	15.5	15.7	7:34	42.3	37.6	-
7:35	15.8	15.8	7:35	36.0	37.6	-
7:36	16.0	15.7	7:36	40.0	37.9	-
7:37	16.5	15.8	7:37	52.3	39.0	-
7:38	15.0	15.7	7:38	42.3	39.5	-
7:39	14.3	15.6	7:39	57.3	40.9	-
7:40	14.8	15.4	7:40	43.3	41.4	-
7:41	17.5	15.5	7:41	76.0	44.0	-
7:42	15.8	15.5	7:42	62.8	45.4	-
7:43	15.0	15.5	7:43	45.8	45.9	-
7:44	15.8	15.5	7:44	36.3	45.9	-
7:45	15.0	15.5	7:45	37.3	46.2	-
7:46	15.0	15.5	7:46	43.0	46.8	-
7:47	15.0	15.5	7:47	51.3	47.4	-
7:48	15.5	15.5	7:48	47.3	47.5	-
7:49	15.3	15.5	7:49	82.8	50.2	-

Grand Union Bowling Alley Site
BCP #360222
150 Westchester Avenue, Port Chester
December 26, 2024

PARTICULATE DATA						
Upwind			Downwind			Exceeds Particulate Alarm Limit
Time	Concentration (ug/m^3)	15-Min Avg Concentration (ug/m^3)	Time	Concentration (ug/m^3)	15-Min Avg Concentration (ug/m^3)	
7:50	16.3	15.5	7:50	66.8	52.3	-
7:51	15.8	15.5	7:51	35.3	52.0	-
7:52	15.5	15.4	7:52	45.8	51.5	-
7:53	16.3	15.5	7:53	48.8	52.0	-
7:54	16.0	15.6	7:54	53.8	51.7	-
7:55	16.5	15.7	7:55	45.0	51.8	-
7:56	16.3	15.7	7:56	37.3	49.3	-
7:57	16.0	15.7	7:57	46.3	48.2	-
7:58	16.8	15.8	7:58	52.0	48.6	-
7:59	17.3	15.9	7:59	41.3	48.9	-
8:00	16.5	16.0	8:00	74.8	51.4	-
8:01	16.8	16.1	8:01	60.0	52.5	-
8:02	15.8	16.2	8:02	45.3	52.1	-
8:03	16.8	16.2	8:03	55.0	52.7	-
8:04	17.8	16.4	8:04	36.8	49.6	-
8:05	18.8	16.6	8:05	60.3	49.2	-
8:06	17.5	16.7	8:06	43.3	49.7	-
8:07	17.5	16.8	8:07	39.5	49.3	-
8:08	17.5	16.9	8:08	35.8	48.4	-
8:09	17.3	17.0	8:09	41.3	47.6	-
8:10	17.0	17.0	8:10	47.0	47.7	-
8:11	16.5	17.0	8:11	37.5	47.7	-
8:12	15.5	17.0	8:12	37.0	47.1	-
8:13	15.8	16.9	8:13	64.5	47.9	-
8:14	17.0	16.9	8:14	41.0	47.9	-
8:15	17.3	17.0	8:15	36.3	45.4	-
8:16	16.0	16.9	8:16	39.5	44.0	-
8:17	15.3	16.9	8:17	53.3	44.5	-
8:18	14.8	16.8	8:18	79.3	46.1	-
8:19	16.8	16.7	8:19	46.3	46.8	-
8:20	17.3	16.6	8:20	52.5	46.3	-
8:21	16.5	16.5	8:21	59.0	47.3	-
8:22	15.3	16.4	8:22	49.8	48.0	-
8:23	15.8	16.3	8:23	42.0	48.4	-
8:24	15.3	16.1	8:24	44.5	48.6	-
8:25	15.8	16.0	8:25	81.3	50.9	-
8:26	15.5	16.0	8:26	62.0	52.5	-
8:27	16.0	16.0	8:27	45.0	53.1	-
8:28	16.5	16.1	8:28	44.8	51.8	-
8:29	17.3	16.1	8:29	60.0	53.0	-
8:30	16.0	16.0	8:30	48.3	53.8	-
8:31	16.3	16.0	8:31	65.5	55.6	-
8:32	16.3	16.1	8:32	52.8	55.5	-
8:33	17.0	16.2	8:33	79.3	55.5	-
8:34	17.5	16.3	8:34	45.0	55.4	-
8:35	17.0	16.3	8:35	39.0	54.5	-
8:36	15.8	16.2	8:36	50.5	54.0	-
8:37	17.0	16.3	8:37	41.8	53.4	-

Grand Union Bowling Alley Site
BCP #360222
150 Westchester Avenue, Port Chester
December 26, 2024

PARTICULATE DATA						
Upwind			Downwind			Exceeds Particulate Alarm Limit
Time	Concentration (ug/m^3)	15-Min Avg Concentration (ug/m^3)	Time	Concentration (ug/m^3)	15-Min Avg Concentration (ug/m^3)	
8:38	15.5	16.3	8:38	45.8	53.7	-
8:39	14.3	16.2	8:39	51.5	54.2	-
8:40	15.3	16.2	8:40	90.5	54.8	-
8:41	15.0	16.2	8:41	61.8	54.8	-
8:42	15.5	16.1	8:42	56.3	55.5	-
8:43	15.8	16.1	8:43	35.5	54.9	-
8:44	13.8	15.9	8:44	56.3	54.6	-
8:45	13.8	15.7	8:45	35.3	53.8	-
8:46	15.0	15.6	8:46	34.5	51.7	-
8:47	15.5	15.6	8:47	92.3	54.3	-
8:48	17.3	15.6	8:48	57.5	52.9	-
8:49	16.3	15.5	8:49	77.0	55.0	-
8:50	16.3	15.5	8:50	37.8	54.9	-
8:51	15.5	15.4	8:51	103.0	58.4	-
8:52	16.0	15.4	8:52	58.0	59.5	-
8:53	16.0	15.4	8:53	65.8	60.9	-
8:54	16.0	15.5	8:54	53.3	61.0	-
8:55	16.5	15.6	8:55	95.5	61.3	-
8:56	17.0	15.7	8:56	43.0	60.1	-
8:57	17.3	15.9	8:57	58.5	60.2	-
8:58	18.8	16.1	8:58	35.8	60.2	-
8:59	18.3	16.4	8:59	71.5	61.2	-
9:00	20.3	16.8	9:00	38.3	61.4	-
9:01	16.3	16.9	9:01	51.0	62.5	-
9:02	16.3	16.9	9:02	51.5	59.8	-
9:03	17.3	16.9	9:03	62.3	60.1	-
9:04	17.3	17.0	9:04	35.3	57.4	-
9:05	18.0	17.1	9:05	38.5	57.4	-
9:06	17.8	17.3	9:06	35.0	52.9	-
9:07	16.3	17.3	9:07	39.8	51.7	-
9:08	16.3	17.3	9:08	37.5	49.8	-
9:09	17.3	17.4	9:09	42.0	49.0	-
9:10	19.3	17.6	9:10	48.5	45.9	-
9:11	17.5	17.6	9:11	40.5	45.7	-
9:12	36.5	18.9	9:12	49.3	45.1	-
9:13	16.5	18.7	9:13	68.5	47.3	-
9:14	15.8	18.6	9:14	35.8	44.9	-
9:15	14.5	18.2	9:15	31.8	44.5	-
9:16	14.3	18.0	9:16	34.0	43.3	-
9:17	14.8	17.9	9:17	35.0	42.2	-
9:18	15.0	17.8	9:18	34.8	40.4	-
9:19	14.0	17.6	9:19	53.3	41.6	-
9:20	15.0	17.4	9:20	38.5	41.6	-
9:21	14.3	17.1	9:21	50.8	42.7	-
9:22	17.3	17.2	9:22	41.3	42.8	-
9:23	21.5	17.6	9:23	39.0	42.9	-
9:24	23.5	18.0	9:24	35.5	42.4	-
9:25	27.5	18.5	9:25	39.0	41.8	-

Grand Union Bowling Alley Site
BCP #360222
150 Westchester Avenue, Port Chester
December 26, 2024

PARTICULATE DATA						
Upwind			Downwind			Exceeds Particulate Alarm Limit
Time	Concentration (ug/m^3)	15-Min Avg Concentration (ug/m^3)	Time	Concentration (ug/m^3)	15-Min Avg Concentration (ug/m^3)	
9:26	16.5	18.5	9:26	37.8	41.6	-
9:27	16.0	17.1	9:27	36.3	40.7	-
9:28	16.3	17.1	9:28	40.8	38.9	-
9:29	15.3	17.0	9:29	42.3	39.3	-
9:30	16.3	17.2	9:30	34.8	39.5	-
9:31	13.8	17.1	9:31	33.0	39.5	-
9:32	14.0	17.1	9:32	37.0	39.6	-
9:33	15.0	17.1	9:33	35.3	39.6	-
9:34	14.5	17.1	9:34	46.8	39.2	-
9:35	14.5	17.1	9:35	45.3	39.6	-
9:36	14.3	17.1	9:36	35.5	38.6	-
9:37	13.8	16.8	9:37	33.8	38.1	-
9:38	15.0	16.4	9:38	36.0	37.9	-
9:39	15.0	15.8	9:39	33.8	37.8	-
9:40	15.3	15.0	9:40	35.5	37.6	-
9:41	13.8	14.8	9:41	34.8	37.4	-
9:42	13.3	14.7	9:42	34.5	37.3	-
9:43	14.3	14.5	9:43	34.0	36.8	-
9:44	13.3	14.4	9:44	33.3	36.2	-
9:45	13.8	14.2	9:45	36.0	36.3	-
9:46	13.3	14.2	9:46	35.8	36.5	-
9:47	14.0	14.2	9:47	34.0	36.3	-
9:48	15.5	14.2	9:48	50.0	37.3	-
9:49	14.0	14.2	9:49	36.5	36.6	-
9:50	14.0	14.2	9:50	33.3	35.8	-
9:51	13.5	14.1	9:51	32.0	35.5	-
9:52	13.8	14.1	9:52	33.5	35.5	-
9:53	13.5	14.0	9:53	34.5	35.4	-
9:54	14.0	13.9	9:54	34.0	35.4	-
9:55	23.3	14.5	9:55	34.8	35.4	-
9:56	18.3	14.8	9:56	40.3	35.8	-
9:57	16.8	15.0	9:57	32.5	35.6	-
9:58	15.8	15.1	9:58	34.0	35.6	-
9:59	14.5	15.2	9:59	32.3	35.6	-
10:00	13.5	15.2	10:00	33.3	35.4	-
10:01	12.5	15.1	10:01	34.0	35.3	-
10:02	12.8	15.0	10:02	32.3	35.1	-
10:03	14.5	15.0	10:03	33.0	34.0	-
10:04	12.0	14.8	10:04	35.5	33.9	-
10:05	11.5	14.7	10:05	32.0	33.9	-
10:06	17.3	14.9	10:06	33.0	33.9	-
10:07	11.5	14.8	10:07	33.3	33.9	-
10:08	12.0	14.7	10:08	32.8	33.8	-
10:09	32.8	15.9	10:09	34.3	33.8	-
10:10	16.0	15.4	10:10	43.8	34.4	-
10:11	12.5	15.1	10:11	39.3	34.3	-
10:12	11.8	14.7	10:12	41.5	34.9	-
10:13	12.3	14.5	10:13	36.5	35.1	-

Grand Union Bowling Alley Site
BCP #360222
150 Westchester Avenue, Port Chester
December 26, 2024

PARTICULATE DATA						
Upwind			Downwind			Exceeds Particulate Alarm Limit
Time	Concentration (ug/m^3)	15-Min Avg Concentration (ug/m^3)	Time	Concentration (ug/m^3)	15-Min Avg Concentration (ug/m^3)	
10:14	13.0	14.4	10:14	34.0	35.2	-
10:15	14.3	14.4	10:15	34.5	35.3	-
10:16	48.0	16.8	10:16	34.3	35.3	-
10:17	30.8	18.0	10:17	51.8	36.6	-
10:18	17.8	18.2	10:18	48.8	37.7	-
10:19	15.0	18.4	10:19	37.3	37.8	-
10:20	12.0	18.5	10:20	34.5	38.0	-
10:21	1239.0	99.9	10:21	43.3	38.6	-
10:22	390.8	125.2	10:22	353.8	60.0	-
10:23	33.8	126.6	10:23	91.5	63.9	-
10:24	20.3	125.8	10:24	41.5	64.4	-
10:25	14.0	125.7	10:25	35.3	63.8	-
10:26	13.0	125.7	10:26	35.3	63.6	-
10:27	13.3	125.8	10:27	35.0	63.1	-
10:28	15.0	126.0	10:28	35.3	63.1	-
10:29	16.3	126.2	10:29	38.5	63.4	-
10:30	15.0	126.3	10:30	61.0	65.1	-
10:31	14.3	124.0	10:31	41.5	65.6	-
10:32	12.8	122.8	10:32	37.5	64.7	-
10:33	13.8	122.5	10:33	42.3	64.2	-
10:34	13.5	122.4	10:34	35.5	64.1	-
10:35	18.0	122.8	10:35	36.8	64.3	-
10:36	17.8	41.4	10:36	47.8	64.6	-
10:37	87.3	21.2	10:37	44.5	43.9	-
10:38	31.3	21.0	10:38	47.0	41.0	-
10:39	15.5	20.7	10:39	41.8	41.0	-
10:40	23.3	21.3	10:40	41.3	41.4	-
10:41	82.5	26.0	10:41	43.8	42.0	-
10:42	77.0	30.2	10:42	71.8	44.4	-
10:43	46.8	32.3	10:43	124.5	50.4	-
10:44	43.8	34.2	10:44	44.3	50.7	-
10:45	16.3	34.2	10:45	40.8	49.4	-
10:46	16.5	34.4	10:46	43.5	49.5	-
10:47	14.0	34.5	10:47	39.8	49.7	-
10:48	13.3	34.4	10:48	40.3	49.5	-
10:49	14.5	34.5	10:49	41.0	49.9	-
10:50	13.5	34.2	10:50	46.3	50.5	-
10:51	13.5	33.9	10:51	39.3	50.0	-
10:52	15.0	29.1	10:52	41.3	49.8	-
10:53	22.8	28.5	10:53	123.0	54.8	-
10:54	16.5	28.6	10:54	43.8	55.0	-
10:55	15.5	28.1	10:55	40.0	54.9	-
10:56	15.3	23.6	10:56	39.3	54.6	-
10:57	17.0	19.6	10:57	41.0	52.5	-
10:58	18.5	17.7	10:58	46.5	47.3	-
10:59	18.0	16.0	10:59	41.3	47.1	-
11:00	16.3	16.0	11:00	41.0	47.1	-
11:01	16.0	16.0	11:01	40.3	46.9	-

Grand Union Bowling Alley Site
BCP #360222
150 Westchester Avenue, Port Chester
December 26, 2024

PARTICULATE DATA						
Upwind			Downwind			Exceeds Particulate Alarm Limit
Time	Concentration (ug/m^3)	15-Min Avg Concentration (ug/m^3)	Time	Concentration (ug/m^3)	15-Min Avg Concentration (ug/m^3)	
11:02	20.0	16.4	11:02	41.8	47.1	-
11:03	16.0	16.6	11:03	50.8	47.8	-
11:04	14.0	16.5	11:04	44.5	48.0	-
11:05	14.5	16.6	11:05	43.5	47.8	-
11:06	19.8	17.0	11:06	44.8	48.2	-
11:07	15.5	17.0	11:07	44.0	48.4	-
11:08	15.0	16.5	11:08	45.8	43.2	-
11:09	14.8	16.4	11:09	49.3	43.6	-
11:10	13.0	16.2	11:10	42.8	43.8	-
11:11	14.5	16.2	11:11	49.8	44.5	-
11:12	14.0	16.0	11:12	45.0	44.7	-
11:13	14.8	15.7	11:13	57.5	45.5	-
11:14	24.3	16.2	11:14	45.5	45.7	-
11:15	14.5	16.0	11:15	47.0	46.1	-
11:16	14.0	15.9	11:16	49.0	46.7	-
11:17	14.0	15.5	11:17	51.3	47.4	-
11:18	13.5	15.3	11:18	52.0	47.4	-
11:19	13.8	15.3	11:19	45.8	47.5	-
11:20	14.3	15.3	11:20	58.5	48.5	-
11:21	15.8	15.0	11:21	64.3	49.8	-
11:22	19.8	15.3	11:22	51.5	50.3	-
11:23	19.8	15.6	11:23	49.3	50.6	-
11:24	17.5	15.8	11:24	47.3	50.4	-
11:25	30.5	17.0	11:25	72.8	52.4	-
11:26	17.5	17.2	11:26	62.0	53.2	-
11:27	16.5	17.4	11:27	49.0	53.5	-
11:28	19.0	17.6	11:28	48.0	52.9	-
11:29	22.8	17.5	11:29	46.5	52.9	-
11:30	18.5	17.8	11:30	56.0	53.5	-
11:31	16.8	18.0	11:31	49.3	53.6	-
11:32	16.3	18.1	11:32	52.0	53.6	-
11:33	18.5	18.5	11:33	63.0	54.3	-
11:34	16.8	18.7	11:34	50.3	54.6	-
11:35	16.3	18.8	11:35	74.8	55.7	-
11:36	17.8	18.9	11:36	49.0	54.7	-
11:37	17.0	18.8	11:37	55.3	55.0	-
11:38	16.0	18.5	11:38	52.0	55.1	-
11:39	16.0	18.4	11:39	51.0	55.4	-
11:40	15.3	17.4	11:40	46.3	53.6	-
11:41	15.5	17.3	11:41	46.5	52.6	-
11:42	19.0	17.4	11:42	49.0	52.6	-
11:43	17.3	17.3	11:43	52.5	52.9	-
11:44	19.8	17.1	11:44	49.5	53.1	-
11:45	18.0	17.1	11:45	48.5	52.6	-
11:46	16.5	17.1	11:46	49.0	52.6	-
11:47	18.3	17.2	11:47	49.5	52.4	-
11:48	17.3	17.1	11:48	48.3	51.4	-
11:49	18.5	17.2	11:49	49.3	51.4	-

Grand Union Bowling Alley Site
BCP #360222
150 Westchester Avenue, Port Chester
December 26, 2024

PARTICULATE DATA						
Upwind			Downwind			Exceeds Particulate Alarm Limit
Time	Concentration (ug/m^3)	15-Min Avg Concentration (ug/m^3)	Time	Concentration (ug/m^3)	15-Min Avg Concentration (ug/m^3)	
11:50	21.0	17.5	11:50	57.8	50.2	-
11:51	18.5	17.6	11:51	49.0	50.2	-
11:52	23.5	18.0	11:52	66.0	50.9	-
11:53	17.3	18.1	11:53	53.5	51.0	-
11:54	17.5	18.2	11:54	57.0	51.4	-
11:55	19.3	18.5	11:55	49.3	51.6	-
11:56	17.0	18.6	11:56	47.8	51.7	-
11:57	17.8	18.5	11:57	50.3	51.8	-
11:58	21.0	18.7	11:58	47.8	51.5	-
11:59	18.5	18.7	11:59	51.0	51.6	-
12:00	19.0	18.7	12:00	50.3	51.7	-
12:01	17.5	18.8	12:01	50.3	51.8	-
12:02	21.0	19.0	12:02	51.0	51.9	-
12:03	22.5	19.3	12:03	51.0	52.1	-
12:04	22.0	19.6	12:04	53.8	52.4	-
12:05	63.3	22.4	12:05	61.3	52.6	-
12:06	82.8	26.7	12:06	68.3	53.9	-
12:07	260.3	42.4	12:07	70.3	54.2	-
12:08	306.8	61.7	12:08	81.3	56.0	-
12:09	788.3	113.1	12:09	152.3	62.4	-
12:10	117.3	119.7	12:10	84.0	64.7	-
12:11	27.8	120.4	12:11	55.3	65.2	-
12:12	19.0	120.5	12:12	51.3	65.3	-
12:13	31.8	121.2	12:13	50.0	65.4	-
12:14	24.8	121.6	12:14	56.0	65.7	-
12:15	49.5	123.6	12:15	50.3	65.7	-
12:16	159.8	133.1	12:16	50.0	65.7	-
12:17	32.8	133.9	12:17	51.0	65.7	-
12:18	141.8	141.8	12:18	61.5	66.4	-
12:19	28.0	142.2	12:19	64.5	67.1	-
12:20	61.5	142.1	12:20	71.8	67.8	-
12:21	33.5	138.8	12:21	64.0	67.6	-
12:22	23.0	123.0	12:22	53.0	66.4	-
12:23	19.3	103.9	12:23	53.3	64.5	-
12:24	16.3	52.4	12:24	52.8	57.9	-
12:25	16.0	45.6	12:25	49.3	55.6	-
12:26	17.0	44.9	12:26	48.8	55.2	-
12:27	16.8	44.8	12:27	56.5	55.5	-
12:28	17.5	43.8	12:28	51.5	55.6	-
12:29	17.8	43.4	12:29	55.8	55.6	-
12:30	17.8	41.2	12:30	62.8	56.4	-
12:31	20.0	31.9	12:31	52.8	56.6	-
12:32	19.0	31.0	12:32	50.0	56.5	-
12:33	16.5	22.7	12:33	52.0	55.9	-
12:34	16.5	21.9	12:34	50.5	55.0	-
12:35	17.8	19.0	12:35	51.3	53.6	-
12:36	17.5	17.9	12:36	52.3	52.8	-
12:37	18.5	17.6	12:37	50.8	52.7	-

Grand Union Bowling Alley Site
BCP #360222
150 Westchester Avenue, Port Chester
December 26, 2024

PARTICULATE DATA						
Upwind			Downwind			Exceeds Particulate Alarm Limit
Time	Concentration (ug/m^3)	15-Min Avg Concentration (ug/m^3)	Time	Concentration (ug/m^3)	15-Min Avg Concentration (ug/m^3)	
12:38	17.8	17.5	12:38	51.0	52.5	-
12:39	19.8	17.7	12:39	50.8	52.4	-
12:40	19.3	18.0	12:40	50.0	52.4	-
12:41	18.3	18.0	12:41	50.5	52.6	-
12:42	17.5	18.1	12:42	51.0	52.2	-
12:43	16.8	18.0	12:43	51.0	52.2	-
12:44	18.5	18.1	12:44	52.3	51.9	-
12:45	17.8	18.1	12:45	51.5	51.2	-
12:46	18.8	18.0	12:46	51.3	51.1	-
12:47	18.3	18.0	12:47	51.3	51.2	-
12:48	19.0	18.1	12:48	51.5	51.1	-
12:49	19.0	18.3	12:49	51.0	51.2	-
12:50	18.0	18.3	12:50	50.8	51.1	-
12:51	18.5	18.4	12:51	51.5	51.1	-
12:52	18.0	18.3	12:52	51.0	51.1	-
12:53	19.0	18.4	12:53	50.5	51.1	-
12:54	20.5	18.5	12:54	51.8	51.1	-
12:55	18.0	18.4	12:55	53.0	51.3	-
12:56	18.8	18.4	12:56	54.0	51.6	-
12:57	18.5	18.5	12:57	51.0	51.6	-
12:58	20.0	18.7	12:58	54.3	51.8	-
12:59	19.8	18.8	12:59	55.0	52.0	-
13:00	18.0	18.8	13:00	52.3	52.0	-
13:01	19.0	18.8	13:01	52.5	52.1	-
13:02	17.0	18.7	13:02	50.3	52.0	-
13:03	16.3	18.6	13:03	51.0	52.0	-
13:04	16.3	18.4	13:04	50.8	52.0	-
13:05	16.8	18.3	13:05	50.8	52.0	-
13:06	16.0	18.1	13:06	50.8	51.9	-
13:07	16.3	18.0	13:07	51.5	52.0	-
13:08	18.5	18.0	13:08	51.8	52.0	-
13:09	17.8	17.8	13:09	52.0	52.1	-
13:10	17.3	17.7	13:10	52.3	52.0	-
13:11	18.8	17.7	13:11	52.3	51.9	-
13:12	18.8	17.8	13:12	53.0	52.0	-
13:13	19.8	17.7	13:13	51.8	51.9	-
13:14	17.5	17.6	13:14	51.3	51.6	-
13:15	16.0	17.5	13:15	51.3	51.5	-
13:16	15.5	17.2	13:16	51.3	51.5	-
13:17	16.8	17.2	13:17	53.5	51.7	-
13:18	18.0	17.3	13:18	54.0	51.9	-
13:19	16.5	17.3	13:19	63.3	52.7	-
13:20	17.0	17.4	13:20	50.3	52.7	-
13:21	16.0	17.4	13:21	50.3	52.6	-
13:22	16.5	17.4	13:22	50.8	52.6	-
13:23	16.8	17.3	13:23	51.0	52.5	-
13:24	17.3	17.2	13:24	50.5	52.4	-
13:25	15.5	17.1	13:25	51.0	52.4	-

Grand Union Bowling Alley Site
BCP #360222
150 Westchester Avenue, Port Chester
December 26, 2024

PARTICULATE DATA						
Upwind			Downwind			Exceeds Particulate Alarm Limit
Time	Concentration (ug/m^3)	15-Min Avg Concentration (ug/m^3)	Time	Concentration (ug/m^3)	15-Min Avg Concentration (ug/m^3)	
13:26	15.8	16.9	13:26	51.3	52.3	-
13:27	16.5	16.8	13:27	51.3	52.2	-
13:28	16.8	16.6	13:28	50.8	52.1	-
13:29	16.8	16.5	13:29	51.5	52.1	-
13:30	16.3	16.5	13:30	51.5	52.1	-
13:31	16.0	16.6	13:31	51.8	52.2	-
13:32	18.0	16.6	13:32	54.5	52.2	-
13:33	16.5	16.5	13:33	51.3	52.1	-
13:34	17.5	16.6	13:34	53.8	51.4	-
13:35	17.3	16.6	13:35	53.8	51.7	-
13:36	18.3	16.8	13:36	52.5	51.8	-
13:37	17.8	16.9	13:37	53.0	52.0	-
13:38	17.0	16.9	13:38	52.3	52.0	-
13:39	17.5	16.9	13:39	51.3	52.1	-
13:40	16.5	17.0	13:40	51.3	52.1	-
13:41	16.5	17.0	13:41	51.3	52.1	-
13:42	17.5	17.1	13:42	52.3	52.2	-
13:43	17.5	17.1	13:43	50.3	52.1	-
13:44	18.5	17.2	13:44	52.0	52.2	-
13:45	21.5	17.6	13:45	51.5	52.2	-
13:46	20.5	17.9	13:46	50.3	52.1	-
13:47	18.5	17.9	13:47	50.0	51.8	-
13:48	17.5	18.0	13:48	50.5	51.7	-
13:49	20.0	18.2	13:49	50.8	51.5	-
13:50	17.3	18.2	13:50	51.8	51.4	-
13:51	17.5	18.1	13:51	51.3	51.3	-
13:52	18.0	18.1	13:52	50.5	51.1	-
13:53	18.5	18.2	13:53	50.5	51.0	-
13:54	17.8	18.2	13:54	51.5	51.0	-
13:55	16.5	18.2	13:55	51.3	51.0	-
13:56	18.5	18.4	13:56	50.3	51.0	-
13:57	19.5	18.5	13:57	50.0	50.8	-
13:58	16.8	18.5	13:58	49.8	50.8	-
13:59	21.3	18.6	13:59	50.0	50.7	-
14:00	20.0	18.5	14:00	52.0	50.7	-
14:01	19.0	18.4	14:01	49.5	50.6	-
14:02	16.8	18.3	14:02	50.8	50.7	-
14:03	20.0	18.5	14:03	54.0	50.9	-
14:04	20.5	18.5	14:04	52.0	51.0	-
14:05	16.8	18.5	14:05	50.5	50.9	-
14:06	20.5	18.7	14:06	54.0	51.1	-
14:07	16.8	18.6	14:07	52.5	51.2	-
14:08	16.5	18.5	14:08	51.0	51.3	-
14:09	22.3	18.8	14:09	50.8	51.2	-
14:10	20.5	19.0	14:10	51.3	51.2	-
14:11	17.8	19.0	14:11	54.0	51.5	-
14:12	17.5	18.9	14:12	51.8	51.6	-
14:13	19.0	19.0	14:13	51.3	51.7	-

Grand Union Bowling Alley Site
BCP #360222
150 Westchester Avenue, Port Chester
December 26, 2024

PARTICULATE DATA						
Upwind			Downwind			Exceeds Particulate Alarm Limit
Time	Concentration (ug/m^3)	15-Min Avg Concentration (ug/m^3)	Time	Concentration (ug/m^3)	15-Min Avg Concentration (ug/m^3)	
14:14	17.8	18.8	14:14	51.8	51.8	-
14:15	17.5	18.6	14:15	55.5	52.0	-
14:16	17.5	18.5	14:16	58.3	52.6	-
14:17	17.5	18.6	14:17	57.8	53.1	-
14:18	18.0	18.4	14:18	64.5	53.8	-
14:19	17.3	18.2	14:19	57.3	54.1	-
14:20	17.3	18.2	14:20	58.5	54.7	-
14:21	18.0	18.1	14:21	52.3	54.6	-
14:22	18.3	18.2	14:22	50.8	54.4	-
14:23	16.8	18.2	14:23	50.3	54.4	-
14:24	18.0	17.9	14:24	50.3	54.4	-
14:25	17.5	17.7	14:25	53.5	54.5	-
14:26	18.5	17.8	14:26	56.5	54.7	-
14:27	24.3	18.2	14:27	51.5	54.7	-
14:28	25.8	18.7	14:28	53.0	54.8	-
14:29	17.8	18.7	14:29	51.5	54.8	-
14:30	19.0	18.8	14:30	53.0	54.6	-
14:31	21.3	19.0	14:31	51.5	54.1	-
14:32	18.3	19.1	14:32	53.5	53.9	-
14:33	18.3	19.1	14:33	51.5	53.0	-
14:34	19.0	19.2	14:34	53.3	52.7	-
14:35	19.8	19.4	14:35	53.8	52.4	-
14:36	21.0	19.6	14:36	53.8	52.5	-
14:37	19.8	19.7	14:37	65.5	53.5	-
14:38	19.5	19.8	14:38	52.8	53.7	-
14:39	19.5	19.9	14:39	53.0	53.8	-
14:40	21.8	20.2	14:40	52.0	53.7	-
14:41	20.0	20.3	14:41	54.3	53.6	-
14:42	19.5	20.0	14:42	58.0	54.0	-
14:43	19.8	19.6	14:43	68.5	55.1	-
14:44	19.3	19.7	14:44	58.0	55.5	-
14:45	20.8	19.8	14:45	53.3	55.5	-
14:46	20.5	19.8	14:46	55.3	55.8	-
14:47	19.8	19.9	14:47	54.8	55.8	-
14:48	26.5	20.4	14:48	53.8	56.0	-
14:49	20.3	20.5	14:49	54.0	56.0	-
14:50	19.8	20.5	14:50	52.3	55.9	-
14:51	20.8	20.5	14:51	54.5	56.0	-
14:52	20.0	20.5	14:52	54.3	55.2	-
14:53	21.3	20.6	14:53	53.0	55.3	-
14:54	23.8	20.9	14:54	54.0	55.3	-
14:55	21.3	20.9	14:55	54.5	55.5	-
14:56	21.8	21.0	14:56	53.3	55.4	-
14:57	21.8	21.1	14:57	53.0	55.1	-
14:58	21.0	21.2	14:58	52.8	54.0	-
14:59	20.3	21.3	14:59	53.5	53.7	-
15:00	24.3	21.5	15:00	55.8	53.9	-
15:01	23.3	21.7	15:01	55.0	53.9	-

Grand Union Bowling Alley Site
BCP #360222
150 Westchester Avenue, Port Chester
December 26, 2024

PARTICULATE DATA						
Upwind			Downwind			Exceeds Particulate Alarm Limit
Time	Concentration (ug/m^3)	15-Min Avg Concentration (ug/m^3)	Time	Concentration (ug/m^3)	15-Min Avg Concentration (ug/m^3)	
15:02	24.8	22.0	15:02	55.8	54.0	-
15:03	23.5	21.8	15:03	55.3	54.1	-
15:04	23.8	22.1	15:04	56.3	54.2	-
15:05	22.3	22.2	15:05	53.0	54.3	-
15:06	21.5	22.3	15:06	53.3	54.2	-
15:07	21.5	22.4	15:07	69.0	55.2	-
15:08	24.5	22.6	15:08	79.0	56.9	-
15:09	23.5	22.6	15:09	66.5	57.7	-
15:10	22.8	22.7	15:10	65.0	58.4	-
15:11	25.0	22.9	15:11	54.8	58.5	-
15:12	23.5	23.0	15:12	55.3	58.7	-
15:13	23.8	23.2	15:13	56.0	58.9	-

Grand Union Bowling Alley Site
BCP #360222
150 Westchester Avenue, Port Chester
December 26, 2024

Thursday, December 26, 2024						
				Number of Instances Where Downwind VOCs Exceeds Upwind VOCs + 5 =		0
				Number of Comparable Data Points =		0
				Start Time:		#N/A
				End Time:		15:13
PID DATA						
Upwind			Downwind			
Time	Concentration (ppm)	15-Min Avg Concentration (ppm)	Time	Concentration (ppm)	15-Min Avg Concentration (ppm)	Exceeds VOC Alarm Limit
7:10	0.0	-	7:10	-	-	-
7:11	0.0	-	7:11	-	-	-
7:12	0.0	-	7:12	-	-	-
7:13	0.0	-	7:13	-	-	-
7:14	0.0	-	7:14	-	-	-
7:15	0.0	-	7:15	-	-	-
7:16	0.0	-	7:16	-	-	-
7:17	0.0	-	7:17	-	-	-
7:18	0.0	-	7:18	-	-	-
7:19	0.0	-	7:19	-	-	-
7:20	0.0	-	7:20	-	-	-
7:21	0.0	-	7:21	-	-	-
7:22	0.0	-	7:22	-	-	-
7:23	0.0	-	7:23	-	-	-
7:24	0.0	-	7:24	-	-	-
7:25	0.0	0.0	7:25	-	-	-
7:26	0.0	0.0	7:26	-	-	-
7:27	0.0	0.0	7:27	-	-	-
7:28	0.0	0.0	7:28	-	-	-
7:29	0.0	0.0	7:29	-	-	-
7:30	0.0	0.0	7:30	-	-	-
7:31	0.0	0.0	7:31	-	-	-
7:32	0.0	0.0	7:32	-	-	-
7:33	0.0	0.0	7:33	-	-	-
7:34	0.0	0.0	7:34	-	-	-
7:35	0.0	0.0	7:35	-	-	-
7:36	0.0	0.0	7:36	-	-	-
7:37	0.0	0.0	7:37	-	-	-
7:38	0.0	0.0	7:38	-	-	-
7:39	0.0	0.0	7:39	-	-	-
7:40	0.0	0.0	7:40	-	-	-
7:41	0.0	0.0	7:41	-	-	-
7:42	0.0	0.0	7:42	-	-	-
7:43	0.0	0.0	7:43	-	-	-
7:44	0.0	0.0	7:44	-	-	-
7:45	0.0	0.0	7:45	-	-	-
7:46	0.0	0.0	7:46	-	-	-
7:47	0.0	0.0	7:47	-	-	-
7:48	0.0	0.0	7:48	-	-	-
7:49	0.0	0.0	7:49	-	-	-
7:50	0.0	0.0	7:50	-	-	-
7:51	0.0	0.0	7:51	-	-	-

Grand Union Bowling Alley Site
BCP #360222
150 Westchester Avenue, Port Chester
December 26, 2024

PID DATA						
Upwind			Downwind			
Time	Concentration (ppm)	15-Min Avg Concentration (ppm)	Time	Concentration (ppm)	15-Min Avg Concentration (ppm)	Exceeds VOC Alarm Limit
7:52	0.0	0.0	7:52	-	-	-
7:53	0.0	0.0	7:53	-	-	-
7:54	0.0	0.0	7:54	-	-	-
7:55	0.0	0.0	7:55	-	-	-
7:56	0.0	0.0	7:56	-	-	-
7:57	0.0	0.0	7:57	-	-	-
7:58	0.0	0.0	7:58	-	-	-
7:59	0.0	0.0	7:59	-	-	-
8:00	0.0	0.0	8:00	-	-	-
8:01	0.0	0.0	8:01	-	-	-
8:02	0.0	0.0	8:02	-	-	-
8:03	0.0	0.0	8:03	-	-	-
8:04	0.0	0.0	8:04	-	-	-
8:05	0.0	0.0	8:05	-	-	-
8:06	0.0	0.0	8:06	-	-	-
8:07	0.0	0.0	8:07	-	-	-
8:08	0.0	0.0	8:08	-	-	-
8:09	0.0	0.0	8:09	-	-	-
8:10	0.0	0.0	8:10	-	-	-
8:11	0.0	0.0	8:11	-	-	-
8:12	0.0	0.0	8:12	-	-	-
8:13	0.0	0.0	8:13	-	-	-
8:14	0.0	0.0	8:14	-	-	-
8:15	0.0	0.0	8:15	-	-	-
8:16	0.0	0.0	8:16	-	-	-
8:17	0.0	0.0	8:17	-	-	-
8:18	0.0	0.0	8:18	-	-	-
8:19	0.0	0.0	8:19	-	-	-
8:20	0.0	0.0	8:20	-	-	-
8:21	0.0	0.0	8:21	-	-	-
8:22	0.0	0.0	8:22	-	-	-
8:23	0.0	0.0	8:23	-	-	-
8:24	0.0	0.0	8:24	-	-	-
8:25	0.0	0.0	8:25	-	-	-
8:26	0.0	0.0	8:26	-	-	-
8:27	0.0	0.0	8:27	-	-	-
8:28	0.0	0.0	8:28	-	-	-
8:29	0.0	0.0	8:29	-	-	-
8:30	0.0	0.0	8:30	-	-	-
8:31	0.0	0.0	8:31	-	-	-
8:32	0.0	0.0	8:32	-	-	-
8:33	0.0	0.0	8:33	-	-	-
8:34	0.0	0.0	8:34	-	-	-
8:35	0.0	0.0	8:35	-	-	-
8:36	0.0	0.0	8:36	-	-	-
8:37	0.0	0.0	8:37	-	-	-
8:38	0.0	0.0	8:38	-	-	-
8:39	0.0	0.0	8:39	-	-	-

Grand Union Bowling Alley Site
BCP #360222
150 Westchester Avenue, Port Chester
December 26, 2024

PID DATA						
Upwind			Downwind			
Time	Concentration (ppm)	15-Min Avg Concentration (ppm)	Time	Concentration (ppm)	15-Min Avg Concentration (ppm)	Exceeds VOC Alarm Limit
8:40	0.0	0.0	8:40	-	-	-
8:41	0.0	0.0	8:41	-	-	-
8:42	0.0	0.0	8:42	-	-	-
8:43	0.0	0.0	8:43	-	-	-
8:44	0.0	0.0	8:44	-	-	-
8:45	0.0	0.0	8:45	-	-	-
8:46	0.0	0.0	8:46	-	-	-
8:47	0.0	0.0	8:47	-	-	-
8:48	0.0	0.0	8:48	-	-	-
8:49	0.0	0.0	8:49	-	-	-
8:50	0.0	0.0	8:50	-	-	-
8:51	0.0	0.0	8:51	-	-	-
8:52	0.0	0.0	8:52	-	-	-
8:53	0.0	0.0	8:53	-	-	-
8:54	0.0	0.0	8:54	-	-	-
8:55	0.0	0.0	8:55	-	-	-
8:56	0.0	0.0	8:56	-	-	-
8:57	0.0	0.0	8:57	-	-	-
8:58	0.0	0.0	8:58	-	-	-
8:59	0.0	0.0	8:59	-	-	-
9:00	0.0	0.0	9:00	-	-	-
9:01	0.0	0.0	9:01	-	-	-
9:02	0.0	0.0	9:02	-	-	-
9:03	0.0	0.0	9:03	-	-	-
9:04	0.0	0.0	9:04	-	-	-
9:05	0.0	0.0	9:05	-	-	-
9:06	0.0	0.0	9:06	-	-	-
9:07	0.0	0.0	9:07	-	-	-
9:08	0.0	0.0	9:08	-	-	-
9:09	0.0	0.0	9:09	-	-	-
9:10	0.0	0.0	9:10	-	-	-
9:11	0.0	0.0	9:11	-	-	-
9:12	0.0	0.0	9:12	-	-	-
9:13	0.0	0.0	9:13	-	-	-
9:14	0.0	0.0	9:14	-	-	-
9:15	0.0	0.0	9:15	-	-	-
9:16	0.0	0.0	9:16	-	-	-
9:17	0.0	0.0	9:17	-	-	-
9:18	0.0	0.0	9:18	-	-	-
9:19	0.0	0.0	9:19	-	-	-
9:20	0.0	0.0	9:20	-	-	-
9:21	0.0	0.0	9:21	-	-	-
9:22	0.0	0.0	9:22	-	-	-
9:23	0.0	0.0	9:23	-	-	-
9:24	0.0	0.0	9:24	-	-	-
9:25	0.0	0.0	9:25	-	-	-
9:26	0.0	0.0	9:26	-	-	-
9:27	0.0	0.0	9:27	-	-	-

Grand Union Bowling Alley Site
BCP #360222
150 Westchester Avenue, Port Chester
December 26, 2024

PID DATA						
Upwind			Downwind			
Time	Concentration (ppm)	15-Min Avg Concentration (ppm)	Time	Concentration (ppm)	15-Min Avg Concentration (ppm)	Exceeds VOC Alarm Limit
9:28	0.0	0.0	9:28	-	-	-
9:29	0.0	0.0	9:29	-	-	-
9:30	0.0	0.0	9:30	-	-	-
9:31	0.0	0.0	9:31	-	-	-
9:32	0.0	0.0	9:32	-	-	-
9:33	0.0	0.0	9:33	-	-	-
9:34	0.0	0.0	9:34	-	-	-
9:35	0.0	0.0	9:35	-	-	-
9:36	0.0	0.0	9:36	-	-	-
9:37	0.0	0.0	9:37	-	-	-
9:38	0.0	0.0	9:38	-	-	-
9:39	0.0	0.0	9:39	-	-	-
9:40	0.0	0.0	9:40	-	-	-
9:41	0.0	0.0	9:41	-	-	-
9:42	0.0	0.0	9:42	-	-	-
9:43	0.0	0.0	9:43	-	-	-
9:44	0.0	0.0	9:44	-	-	-
9:45	0.0	0.0	9:45	-	-	-
9:46	0.0	0.0	9:46	-	-	-
9:47	0.0	0.0	9:47	-	-	-
9:48	0.0	0.0	9:48	-	-	-
9:49	0.0	0.0	9:49	-	-	-
9:50	0.0	0.0	9:50	-	-	-
9:51	0.0	0.0	9:51	-	-	-
9:52	0.0	0.0	9:52	-	-	-
9:53	0.0	0.0	9:53	-	-	-
9:54	0.0	0.0	9:54	-	-	-
9:55	0.0	0.0	9:55	-	-	-
9:56	0.0	0.0	9:56	-	-	-
9:57	0.0	0.0	9:57	-	-	-
9:58	0.0	0.0	9:58	-	-	-
9:59	0.0	0.0	9:59	-	-	-
10:00	0.0	0.0	10:00	-	-	-
10:01	0.0	0.0	10:01	-	-	-
10:02	0.0	0.0	10:02	-	-	-
10:03	0.0	0.0	10:03	-	-	-
10:04	0.0	0.0	10:04	-	-	-
10:05	0.0	0.0	10:05	-	-	-
10:06	0.0	0.0	10:06	-	-	-
10:07	0.0	0.0	10:07	-	-	-
10:08	0.0	0.0	10:08	-	-	-
10:09	0.0	0.0	10:09	-	-	-
10:10	0.0	0.0	10:10	-	-	-
10:11	0.0	0.0	10:11	-	-	-
10:12	0.0	0.0	10:12	-	-	-
10:13	0.0	0.0	10:13	-	-	-
10:14	0.0	0.0	10:14	-	-	-
10:15	0.0	0.0	10:15	-	-	-

Grand Union Bowling Alley Site
BCP #360222
150 Westchester Avenue, Port Chester
December 26, 2024

PID DATA						
Upwind			Downwind			
Time	Concentration (ppm)	15-Min Avg Concentration (ppm)	Time	Concentration (ppm)	15-Min Avg Concentration (ppm)	Exceeds VOC Alarm Limit
10:16	0.0	0.0	10:16	-	-	-
10:17	0.0	0.0	10:17	-	-	-
10:18	0.0	0.0	10:18	-	-	-
10:19	0.0	0.0	10:19	-	-	-
10:20	0.0	0.0	10:20	-	-	-
10:21	0.0	0.0	10:21	-	-	-
10:22	0.0	0.0	10:22	-	-	-
10:23	0.0	0.0	10:23	-	-	-
10:24	0.0	0.0	10:24	-	-	-
10:25	0.0	0.0	10:25	-	-	-
10:26	0.0	0.0	10:26	-	-	-
10:27	0.0	0.0	10:27	-	-	-
10:28	0.0	0.0	10:28	-	-	-
10:29	0.0	0.0	10:29	-	-	-
10:30	0.0	0.0	10:30	-	-	-
10:31	0.0	0.0	10:31	-	-	-
10:32	0.0	0.0	10:32	-	-	-
10:33	0.0	0.0	10:33	-	-	-
10:34	0.0	0.0	10:34	-	-	-
10:35	0.0	0.0	10:35	-	-	-
10:36	0.0	0.0	10:36	-	-	-
10:37	0.0	0.0	10:37	-	-	-
10:38	0.0	0.0	10:38	-	-	-
10:39	0.0	0.0	10:39	-	-	-
10:40	0.0	0.0	10:40	-	-	-
10:41	0.0	0.0	10:41	-	-	-
10:42	0.0	0.0	10:42	-	-	-
10:43	0.0	0.0	10:43	-	-	-
10:44	0.0	0.0	10:44	-	-	-
10:45	0.0	0.0	10:45	-	-	-
10:46	0.0	0.0	10:46	-	-	-
10:47	0.0	0.0	10:47	-	-	-
10:48	0.0	0.0	10:48	-	-	-
10:49	0.0	0.0	10:49	-	-	-
10:50	0.0	0.0	10:50	-	-	-
10:51	0.0	0.0	10:51	-	-	-
10:52	0.0	0.0	10:52	-	-	-
10:53	0.0	0.0	10:53	-	-	-
10:54	0.0	0.0	10:54	-	-	-
10:55	0.0	0.0	10:55	-	-	-
10:56	0.0	0.0	10:56	-	-	-
10:57	0.0	0.0	10:57	-	-	-
10:58	0.0	0.0	10:58	-	-	-
10:59	0.0	0.0	10:59	-	-	-
11:00	0.0	0.0	11:00	-	-	-
11:01	0.0	0.0	11:01	-	-	-
11:02	0.0	0.0	11:02	-	-	-
11:03	0.0	0.0	11:03	-	-	-

Grand Union Bowling Alley Site
BCP #360222
150 Westchester Avenue, Port Chester
December 26, 2024

PID DATA						
Upwind			Downwind			
Time	Concentration (ppm)	15-Min Avg Concentration (ppm)	Time	Concentration (ppm)	15-Min Avg Concentration (ppm)	Exceeds VOC Alarm Limit
11:04	0.0	0.0	11:04	-	-	-
11:05	0.0	0.0	11:05	-	-	-
11:06	0.0	0.0	11:06	-	-	-
11:07	0.0	0.0	11:07	-	-	-
11:08	0.0	0.0	11:08	-	-	-
11:09	0.0	0.0	11:09	-	-	-
11:10	0.0	0.0	11:10	-	-	-
11:11	0.0	0.0	11:11	-	-	-
11:12	0.0	0.0	11:12	-	-	-
11:13	0.0	0.0	11:13	-	-	-
11:14	0.0	0.0	11:14	-	-	-
11:15	0.0	0.0	11:15	-	-	-
11:16	0.0	0.0	11:16	-	-	-
11:17	0.0	0.0	11:17	-	-	-
11:18	0.0	0.0	11:18	-	-	-
11:19	0.0	0.0	11:19	-	-	-
11:20	0.0	0.0	11:20	-	-	-
11:21	0.0	0.0	11:21	-	-	-
11:22	0.0	0.0	11:22	-	-	-
11:23	0.0	0.0	11:23	-	-	-
11:24	0.0	0.0	11:24	-	-	-
11:25	0.0	0.0	11:25	-	-	-
11:26	0.0	0.0	11:26	-	-	-
11:27	0.0	0.0	11:27	-	-	-
11:28	0.0	0.0	11:28	-	-	-
11:29	0.0	0.0	11:29	-	-	-
11:30	0.0	0.0	11:30	-	-	-
11:31	0.0	0.0	11:31	-	-	-
11:32	0.0	0.0	11:32	-	-	-
11:33	0.0	0.0	11:33	-	-	-
11:34	0.0	0.0	11:34	-	-	-
11:35	0.0	0.0	11:35	-	-	-
11:36	0.0	0.0	11:36	-	-	-
11:37	0.0	0.0	11:37	-	-	-
11:38	0.0	0.0	11:38	-	-	-
11:39	0.0	0.0	11:39	-	-	-
11:40	0.0	0.0	11:40	-	-	-
11:41	0.0	0.0	11:41	-	-	-
11:42	0.0	0.0	11:42	-	-	-
11:43	0.0	0.0	11:43	-	-	-
11:44	0.0	0.0	11:44	-	-	-
11:45	0.0	0.0	11:45	-	-	-
11:46	0.0	0.0	11:46	-	-	-
11:47	0.0	0.0	11:47	-	-	-
11:48	0.0	0.0	11:48	-	-	-
11:49	0.0	0.0	11:49	-	-	-
11:50	0.0	0.0	11:50	-	-	-
11:51	0.0	0.0	11:51	-	-	-

Grand Union Bowling Alley Site
BCP #360222
150 Westchester Avenue, Port Chester
December 26, 2024

PID DATA						
Upwind			Downwind			
Time	Concentration (ppm)	15-Min Avg Concentration (ppm)	Time	Concentration (ppm)	15-Min Avg Concentration (ppm)	Exceeds VOC Alarm Limit
11:52	0.0	0.0	11:52	-	-	-
11:53	0.0	0.0	11:53	-	-	-
11:54	0.0	0.0	11:54	-	-	-
11:55	0.0	0.0	11:55	-	-	-
11:56	0.0	0.0	11:56	-	-	-
11:57	0.0	0.0	11:57	-	-	-
11:58	0.0	0.0	11:58	-	-	-
11:59	0.0	0.0	11:59	-	-	-
12:00	0.0	0.0	12:00	-	-	-
12:01	0.0	0.0	12:01	-	-	-
12:02	0.0	0.0	12:02	-	-	-
12:03	0.0	0.0	12:03	-	-	-
12:04	0.0	0.0	12:04	-	-	-
12:05	0.0	0.0	12:05	-	-	-
12:06	0.0	0.0	12:06	-	-	-
12:07	0.0	0.0	12:07	-	-	-
12:08	0.0	0.0	12:08	-	-	-
12:09	0.0	0.0	12:09	-	-	-
12:10	0.0	0.0	12:10	-	-	-
12:11	0.0	0.0	12:11	-	-	-
12:12	0.0	0.0	12:12	-	-	-
12:13	0.0	0.0	12:13	-	-	-
12:14	0.0	0.0	12:14	-	-	-
12:15	0.0	0.0	12:15	-	-	-
12:16	0.0	0.0	12:16	-	-	-
12:17	0.0	0.0	12:17	-	-	-
12:18	0.0	0.0	12:18	-	-	-
12:19	0.0	0.0	12:19	-	-	-
12:20	0.0	0.0	12:20	-	-	-
12:21	0.0	0.0	12:21	-	-	-
12:22	0.0	0.0	12:22	-	-	-
12:23	0.0	0.0	12:23	-	-	-
12:24	0.0	0.0	12:24	-	-	-
12:25	0.0	0.0	12:25	-	-	-
12:26	0.0	0.0	12:26	-	-	-
12:27	0.0	0.0	12:27	-	-	-
12:28	0.0	0.0	12:28	-	-	-
12:29	0.0	0.0	12:29	-	-	-
12:30	0.0	0.0	12:30	-	-	-
12:31	0.0	0.0	12:31	-	-	-
12:32	0.0	0.0	12:32	-	-	-
12:33	0.0	0.0	12:33	-	-	-
12:34	0.0	0.0	12:34	-	-	-
12:35	0.0	0.0	12:35	-	-	-
12:36	0.0	0.0	12:36	-	-	-
12:37	0.0	0.0	12:37	-	-	-
12:38	0.0	0.0	12:38	-	-	-
12:39	0.0	0.0	12:39	-	-	-

Grand Union Bowling Alley Site
BCP #360222
150 Westchester Avenue, Port Chester
December 26, 2024

PID DATA						
Upwind			Downwind			
Time	Concentration (ppm)	15-Min Avg Concentration (ppm)	Time	Concentration (ppm)	15-Min Avg Concentration (ppm)	Exceeds VOC Alarm Limit
12:40	0.0	0.0	12:40	-	-	-
12:41	0.0	0.0	12:41	-	-	-
12:42	0.0	0.0	12:42	-	-	-
12:43	0.0	0.0	12:43	-	-	-
12:44	0.0	0.0	12:44	-	-	-
12:45	0.0	0.0	12:45	-	-	-
12:46	0.0	0.0	12:46	-	-	-
12:47	0.0	0.0	12:47	-	-	-
12:48	0.0	0.0	12:48	-	-	-
12:49	0.0	0.0	12:49	-	-	-
12:50	0.0	0.0	12:50	-	-	-
12:51	0.0	0.0	12:51	-	-	-
12:52	0.0	0.0	12:52	-	-	-
12:53	0.0	0.0	12:53	-	-	-
12:54	0.0	0.0	12:54	-	-	-
12:55	0.0	0.0	12:55	-	-	-
12:56	0.0	0.0	12:56	-	-	-
12:57	0.0	0.0	12:57	-	-	-
12:58	0.0	0.0	12:58	-	-	-
12:59	0.0	0.0	12:59	-	-	-
13:00	0.0	0.0	13:00	-	-	-
13:01	0.0	0.0	13:01	-	-	-
13:02	0.0	0.0	13:02	-	-	-
13:03	0.0	0.0	13:03	-	-	-
13:04	0.0	0.0	13:04	-	-	-
13:05	0.0	0.0	13:05	-	-	-
13:06	0.0	0.0	13:06	-	-	-
13:07	0.0	0.0	13:07	-	-	-
13:08	0.0	0.0	13:08	-	-	-
13:09	0.0	0.0	13:09	-	-	-
13:10	0.0	0.0	13:10	-	-	-
13:11	0.0	0.0	13:11	-	-	-
13:12	0.0	0.0	13:12	-	-	-
13:13	0.0	0.0	13:13	-	-	-
13:14	0.0	0.0	13:14	-	-	-
13:15	0.0	0.0	13:15	-	-	-
13:16	0.0	0.0	13:16	-	-	-
13:17	0.0	0.0	13:17	-	-	-
13:18	0.0	0.0	13:18	-	-	-
13:19	0.0	0.0	13:19	-	-	-
13:20	0.0	0.0	13:20	-	-	-
13:21	0.0	0.0	13:21	-	-	-
13:22	0.0	0.0	13:22	-	-	-
13:23	0.0	0.0	13:23	-	-	-
13:24	0.0	0.0	13:24	-	-	-
13:25	0.0	0.0	13:25	-	-	-
13:26	0.0	0.0	13:26	-	-	-
13:27	0.0	0.0	13:27	-	-	-

Grand Union Bowling Alley Site
BCP #360222
150 Westchester Avenue, Port Chester
December 26, 2024

PID DATA						
Upwind			Downwind			
Time	Concentration (ppm)	15-Min Avg Concentration (ppm)	Time	Concentration (ppm)	15-Min Avg Concentration (ppm)	Exceeds VOC Alarm Limit
13:28	0.0	0.0	13:28	-	-	-
13:29	0.0	0.0	13:29	-	-	-
13:30	0.0	0.0	13:30	-	-	-
13:31	0.0	0.0	13:31	-	-	-
13:32	0.0	0.0	13:32	-	-	-
13:33	0.0	0.0	13:33	-	-	-
13:34	0.0	0.0	13:34	-	-	-
13:35	0.0	0.0	13:35	-	-	-
13:36	0.0	0.0	13:36	-	-	-
13:37	0.0	0.0	13:37	-	-	-
13:38	0.0	0.0	13:38	-	-	-
13:39	0.0	0.0	13:39	-	-	-
13:40	0.0	0.0	13:40	-	-	-
13:41	0.0	0.0	13:41	-	-	-
13:42	0.0	0.0	13:42	-	-	-
13:43	0.0	0.0	13:43	-	-	-
13:44	0.0	0.0	13:44	-	-	-
13:45	0.0	0.0	13:45	-	-	-
13:46	0.0	0.0	13:46	-	-	-
13:47	0.0	0.0	13:47	-	-	-
13:48	0.0	0.0	13:48	-	-	-
13:49	0.0	0.0	13:49	-	-	-
13:50	0.0	0.0	13:50	-	-	-
13:51	0.0	0.0	13:51	-	-	-
13:52	0.0	0.0	13:52	-	-	-
13:53	0.0	0.0	13:53	-	-	-
13:54	0.0	0.0	13:54	-	-	-
13:55	0.0	0.0	13:55	-	-	-
13:56	0.0	0.0	13:56	-	-	-
13:57	0.0	0.0	13:57	-	-	-
13:58	0.0	0.0	13:58	-	-	-
13:59	0.0	0.0	13:59	-	-	-
14:00	0.0	0.0	14:00	-	-	-
14:01	0.0	0.0	14:01	-	-	-
14:02	0.0	0.0	14:02	-	-	-
14:03	0.0	0.0	14:03	-	-	-
14:04	0.0	0.0	14:04	-	-	-
14:05	0.0	0.0	14:05	-	-	-
14:06	0.0	0.0	14:06	-	-	-
14:07	0.0	0.0	14:07	-	-	-
14:08	0.0	0.0	14:08	-	-	-
14:09	0.0	0.0	14:09	-	-	-
14:10	0.0	0.0	14:10	-	-	-
14:11	0.0	0.0	14:11	-	-	-
14:12	0.0	0.0	14:12	-	-	-
14:13	0.0	0.0	14:13	-	-	-
14:14	0.0	0.0	14:14	-	-	-
14:15	0.0	0.0	14:15	-	-	-

Grand Union Bowling Alley Site
BCP #360222
150 Westchester Avenue, Port Chester
December 26, 2024

PID DATA						
Upwind			Downwind			
Time	Concentration (ppm)	15-Min Avg Concentration (ppm)	Time	Concentration (ppm)	15-Min Avg Concentration (ppm)	Exceeds VOC Alarm Limit
14:16	0.0	0.0	14:16	-	-	-
14:17	0.0	0.0	14:17	-	-	-
14:18	0.0	0.0	14:18	-	-	-
14:19	0.0	0.0	14:19	-	-	-
14:20	0.0	0.0	14:20	-	-	-
14:21	0.0	0.0	14:21	-	-	-
14:22	0.0	0.0	14:22	-	-	-
14:23	0.0	0.0	14:23	-	-	-
14:24	0.0	0.0	14:24	-	-	-
14:25	0.0	0.0	14:25	-	-	-
14:26	0.0	0.0	14:26	-	-	-
14:27	0.0	0.0	14:27	-	-	-
14:28	0.0	0.0	14:28	-	-	-
14:29	0.0	0.0	14:29	-	-	-
14:30	0.0	0.0	14:30	-	-	-
14:31	0.0	0.0	14:31	-	-	-
14:32	0.0	0.0	14:32	-	-	-
14:33	0.0	0.0	14:33	-	-	-
14:34	0.0	0.0	14:34	-	-	-
14:35	0.0	0.0	14:35	-	-	-
14:36	0.0	0.0	14:36	-	-	-
14:37	0.0	0.0	14:37	-	-	-
14:38	0.0	0.0	14:38	-	-	-
14:39	0.0	0.0	14:39	-	-	-
14:40	0.0	0.0	14:40	-	-	-
14:41	0.0	0.0	14:41	-	-	-
14:42	0.0	0.0	14:42	-	-	-
14:43	0.0	0.0	14:43	-	-	-
14:44	0.0	0.0	14:44	-	-	-
14:45	0.0	0.0	14:45	-	-	-
14:46	0.0	0.0	14:46	-	-	-
14:47	0.0	0.0	14:47	-	-	-
14:48	0.0	0.0	14:48	-	-	-
14:49	0.0	0.0	14:49	-	-	-
14:50	0.0	0.0	14:50	-	-	-
14:51	0.0	0.0	14:51	-	-	-
14:52	0.0	0.0	14:52	-	-	-
14:53	0.0	0.0	14:53	-	-	-
14:54	0.0	0.0	14:54	-	-	-
14:55	0.0	0.0	14:55	-	-	-
14:56	0.0	0.0	14:56	-	-	-
14:57	0.0	0.0	14:57	-	-	-
14:58	0.0	0.0	14:58	-	-	-
14:59	0.0	0.0	14:59	-	-	-
15:00	0.0	0.0	15:00	-	-	-
15:01	0.0	0.0	15:01	-	-	-
15:02	0.0	0.0	15:02	-	-	-
15:03	0.0	0.0	15:03	-	-	-

Grand Union Bowling Alley Site
BCP #360222
150 Westchester Avenue, Port Chester
December 26, 2024

PID DATA						
Upwind			Downwind			
Time	Concentration (ppm)	15-Min Avg Concentration (ppm)	Time	Concentration (ppm)	15-Min Avg Concentration (ppm)	Exceeds VOC Alarm Limit
15:04	0.0	0.0	15:04	-	-	-
15:05	0.0	0.0	15:05	-	-	-
15:06	0.0	0.0	15:06	-	-	-
15:07	0.0	0.0	15:07	-	-	-
15:08	0.0	0.0	15:08	-	-	-
15:09	0.0	0.0	15:09	-	-	-
15:10	0.0	0.0	15:10	-	-	-
15:11	0.0	0.0	15:11	-	-	-
15:12	0.0	0.0	15:12	-	-	-
15:13	0.0	0.0	15:13	-	-	-

SESI CONSULTING ENGINEERS

959 US-46 Floor 3, Suite 300 - Parsippany-Troy Hills, NJ

DAILY AIR MONITORING REPORT
150 Westchester Avenue
Port Chester, New York

12/27/2024

Rev. No. 0 | Page 1 of 2

Project Number: 11895A

Dust Action Level: 150 µg/m^3

VOC Action Level: 5 ppm

Weather Data Range for Work Day		Wind Direction	NNW	Relative Humidity (%)	64.0 - 84.0	Daily Rain Total (in)	0.00	Readings in the summary table and graphs below are the reported downwind concentrations.
Temperature (°F)	18.0 - 39.0	Wind Speed (MPH)	0.6 - 3.2	Barometer (inHg)	30.50 - 30.50	Avg. Dew Point Temp (°F)	21.4	

Station Location	Daily Avg. Dust Concentration (µg/m^3)	Max 15-Min Dust Concentration (µg/m^3)	Time of Max Dust Reading	Daily Avg. VOC Concentration (ppm)	Max 15-Min VOC Concentration (ppm)	Time of Max VOC Reading
Upwind	39.3	114.6	13:16	0.0	0.0	7:26
Downwind	48.1	62.8	13:27	0.0	0.0	7:27

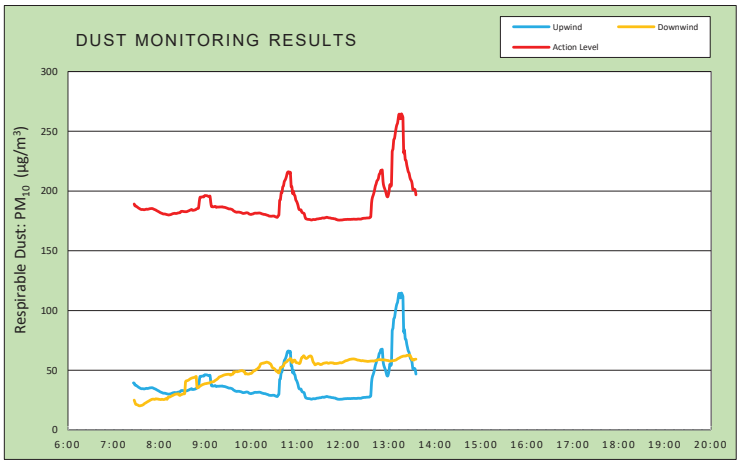

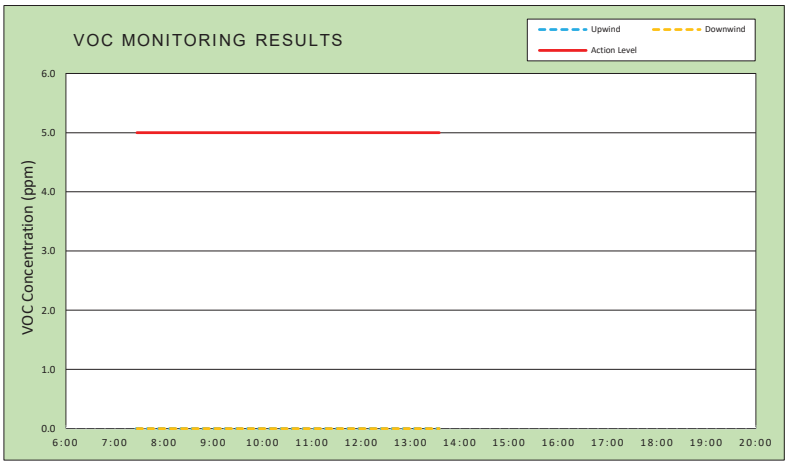

Air Monitoring Notes:

Weather Notes:

EMILCOTT
A Triumvirate Environmental Company

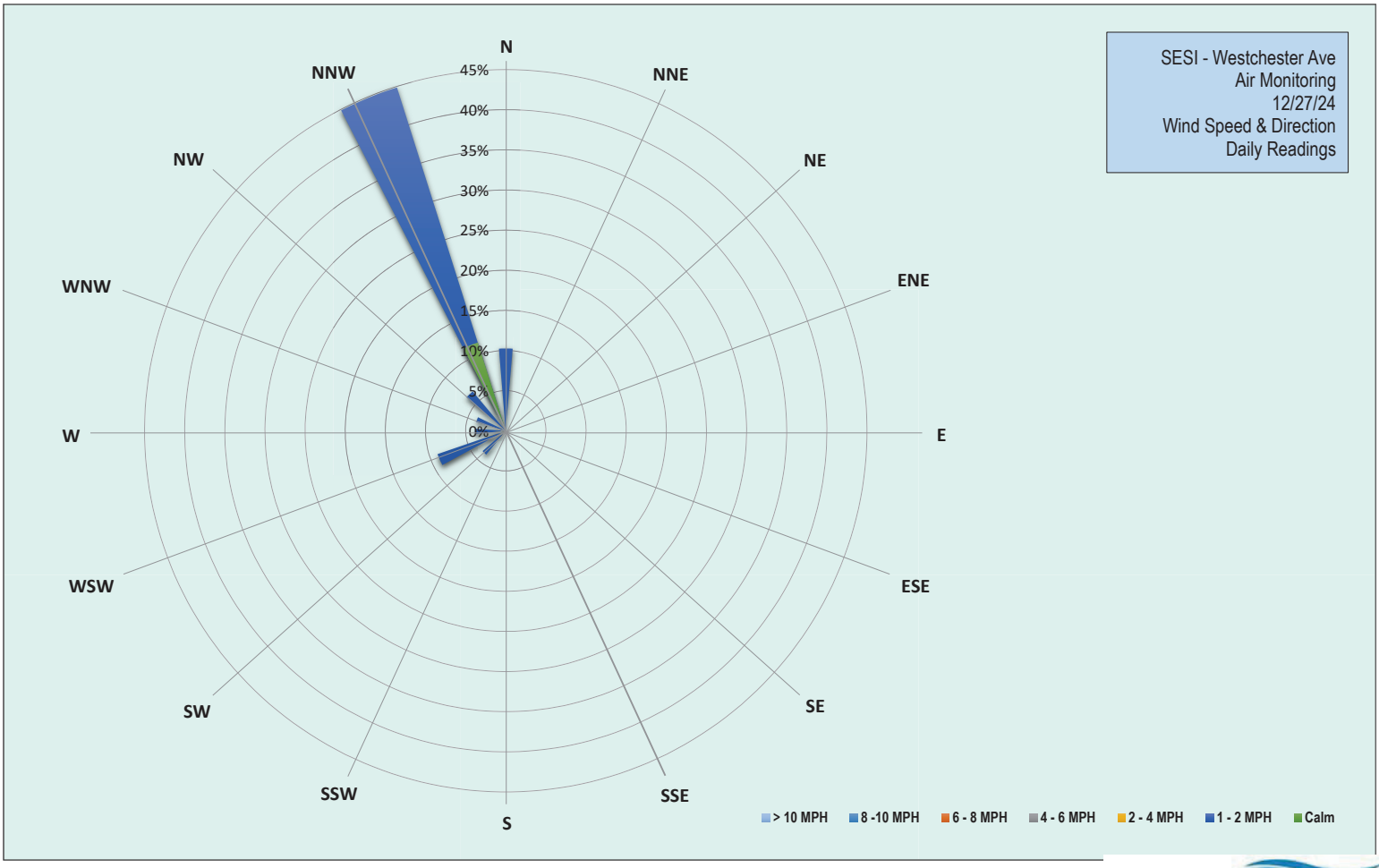

EMILCOTT
A Triumvirate Environmental Company

Grand Union Bowling Alley Site
BCP #360222
150 Westchester Avenue, Port Chester
December 27, 2024

Friday, December 27, 2024						
Number of Instances Where Downwind Particulates Exceeds Upwind Particulate + 150 =						0
Number of Comparable Data Points =						369
Start Time:						7:11
End Time:						13:35
PARTICULATE DATA						
Upwind			Downwind			Exceeds Particulate Alarm Limit
Time	Concentration (ug/m^3)	15-Min Avg Concentration (ug/m^3)	Time	Concentration (ug/m^3)	15-Min Avg Concentration (ug/m^3)	
7:11	55.3	-	7:11	-	-	-
7:12	37.0	-	7:12	59.8	-	-
7:13	56.3	-	7:13	47.0	-	-
7:14	36.5	-	7:14	45.5	-	-
7:15	42.8	-	7:15	23.3	-	-
7:16	40.3	-	7:16	24.5	-	-
7:17	39.3	-	7:17	23.8	-	-
7:18	40.3	-	7:18	26.3	-	-
7:19	39.0	-	7:19	23.8	-	-
7:20	40.0	-	7:20	21.3	-	-
7:21	37.3	-	7:21	20.5	-	-
7:22	37.0	-	7:22	20.3	-	-
7:23	35.0	-	7:23	20.3	-	-
7:24	38.3	-	7:24	19.5	-	-
7:25	37.0	-	7:25	19.3	-	-
7:26	34.8	39.4	7:26	19.5	-	-
7:27	33.8	39.2	7:27	20.3	25.0	-
7:28	32.5	37.6	7:28	19.5	23.2	-
7:29	36.8	37.6	7:29	20.5	21.5	-
7:30	35.3	37.1	7:30	20.8	21.3	-
7:31	33.0	36.6	7:31	20.5	21.1	-
7:32	32.0	36.1	7:32	19.5	20.8	-
7:33	33.0	35.6	7:33	20.0	20.4	-
7:34	33.8	35.3	7:34	21.5	20.2	-
7:35	33.8	34.9	7:35	22.3	20.3	-
7:36	33.3	34.6	7:36	23.3	20.5	-
7:37	35.5	34.5	7:37	22.3	20.6	-
7:38	36.0	34.6	7:38	24.8	20.9	-
7:39	36.5	34.5	7:39	24.8	21.2	-
7:40	35.3	34.3	7:40	28.3	21.8	-
7:41	37.0	34.5	7:41	26.5	22.3	-
7:42	36.3	34.7	7:42	25.5	22.7	-
7:43	35.5	34.9	7:43	25.5	23.1	-
7:44	34.5	34.7	7:44	26.8	23.5	-
7:45	36.5	34.8	7:45	26.0	23.8	-
7:46	35.0	34.9	7:46	26.0	24.2	-
7:47	35.5	35.2	7:47	25.0	24.6	-
7:48	34.5	35.3	7:48	26.3	25.0	-
7:49	34.5	35.3	7:49	26.0	25.3	-
7:50	34.8	35.4	7:50	27.3	25.6	-
7:51	31.8	35.3	7:51	25.5	25.8	-
7:52	31.3	35.0	7:52	23.0	25.8	-

Grand Union Bowling Alley Site
BCP #360222
150 Westchester Avenue, Port Chester
December 27, 2024

PARTICULATE DATA						
Upwind			Downwind			Exceeds Particulate Alarm Limit
Time	Concentration (ug/m^3)	15-Min Avg Concentration (ug/m^3)	Time	Concentration (ug/m^3)	15-Min Avg Concentration (ug/m^3)	
7:53	31.3	34.7	7:53	23.0	25.7	-
7:54	32.5	34.4	7:54	24.0	25.6	-
7:55	31.8	34.2	7:55	34.3	26.0	-
7:56	30.3	33.7	7:56	26.0	26.0	-
7:57	31.3	33.4	7:57	24.0	25.9	-
7:58	30.0	33.0	7:58	25.5	25.9	-
7:59	29.8	32.7	7:59	23.3	25.7	-
8:00	30.3	32.3	8:00	25.3	25.6	-
8:01	29.3	31.9	8:01	24.3	25.5	-
8:02	31.0	31.6	8:02	24.0	25.4	-
8:03	30.8	31.4	8:03	29.8	25.7	-
8:04	30.3	31.1	8:04	24.8	25.6	-
8:05	30.8	30.8	8:05	25.5	25.5	-
8:06	31.8	30.8	8:06	26.0	25.5	-
8:07	30.5	30.8	8:07	25.5	25.7	-
8:08	29.3	30.6	8:08	29.8	26.1	-
8:09	29.3	30.4	8:09	25.8	26.2	-
8:10	29.3	30.2	8:10	24.8	25.6	-
8:11	28.3	30.1	8:11	49.0	27.1	-
8:12	28.8	29.9	8:12	30.8	27.6	-
8:13	32.0	30.1	8:13	23.3	27.4	-
8:14	31.5	30.2	8:14	28.8	27.8	-
8:15	32.8	30.4	8:15	30.0	28.1	-
8:16	33.8	30.7	8:16	29.0	28.4	-
8:17	35.0	30.9	8:17	30.8	28.9	-
8:18	34.3	31.2	8:18	31.8	29.0	-
8:19	31.5	31.2	8:19	31.8	29.5	-
8:20	32.8	31.4	8:20	28.8	29.7	-
8:21	29.3	31.2	8:21	29.5	29.9	-
8:22	30.8	31.2	8:22	28.3	30.1	-
8:23	31.5	31.4	8:23	28.0	30.0	-
8:24	32.8	31.6	8:24	26.8	30.1	-
8:25	31.0	31.7	8:25	28.5	30.3	-
8:26	30.0	31.8	8:26	29.8	29.0	-
8:27	30.3	31.9	8:27	30.3	29.0	-
8:28	45.0	32.8	8:28	30.0	29.5	-
8:29	34.3	33.0	8:29	32.3	29.7	-
8:30	33.0	33.0	8:30	33.8	29.9	-
8:31	32.3	32.9	8:31	33.0	30.2	-
8:32	33.3	32.8	8:32	31.5	30.3	-
8:33	33.3	32.7	8:33	33.5	30.4	-
8:34	31.3	32.7	8:34	178.5	40.2	-
8:35	32.5	32.7	8:35	42.8	41.1	-
8:36	31.5	32.8	8:36	31.0	41.2	-
8:37	35.0	33.1	8:37	32.0	41.4	-
8:38	35.5	33.4	8:38	33.0	41.8	-
8:39	37.0	33.7	8:39	33.8	42.2	-
8:40	36.3	34.0	8:40	36.0	42.7	-

Grand Union Bowling Alley Site
BCP #360222
150 Westchester Avenue, Port Chester
December 27, 2024

PARTICULATE DATA						
Upwind			Downwind			Exceeds Particulate Alarm Limit
Time	Concentration (ug/m^3)	15-Min Avg Concentration (ug/m^3)	Time	Concentration (ug/m^3)	15-Min Avg Concentration (ug/m^3)	
8:41	32.8	34.2	8:41	34.8	43.1	-
8:42	36.0	34.6	8:42	34.8	43.4	-
8:43	35.0	33.9	8:43	33.8	43.6	-
8:44	33.8	33.9	8:44	34.5	43.8	-
8:45	34.0	34.0	8:45	36.0	43.9	-
8:46	35.5	34.2	8:46	36.0	44.1	-
8:47	35.5	34.3	8:47	37.0	44.5	-
8:48	40.3	34.8	8:48	37.8	44.8	-
8:49	37.3	35.2	8:49	38.5	35.4	-
8:50	35.8	35.4	8:50	40.0	35.3	-
8:51	35.8	35.7	8:51	40.3	35.9	-
8:52	116.0	41.1	8:52	37.0	36.2	-
8:53	91.3	44.8	8:53	39.8	36.7	-
8:54	38.3	44.9	8:54	41.0	37.1	-
8:55	36.8	44.9	8:55	41.0	37.5	-
8:56	36.5	45.2	8:56	41.0	37.9	-
8:57	35.8	45.2	8:57	38.0	38.1	-
8:58	34.0	45.1	8:58	37.5	38.4	-
8:59	49.5	46.1	8:59	38.3	38.6	-
9:00	34.8	46.2	9:00	38.3	38.8	-
9:01	34.8	46.1	9:01	36.8	38.8	-
9:02	34.8	46.1	9:02	40.0	39.0	-
9:03	35.5	45.8	9:03	39.3	39.1	-
9:04	34.5	45.6	9:04	40.8	39.3	-
9:05	35.5	45.6	9:05	41.5	39.4	-
9:06	38.8	45.8	9:06	42.8	39.5	-
9:07	36.5	40.5	9:07	43.5	40.0	-
9:08	39.0	37.0	9:08	43.3	40.2	-
9:09	36.3	36.9	9:09	41.8	40.2	-
9:10	35.5	36.8	9:10	42.8	40.4	-
9:11	37.3	36.8	9:11	43.5	40.5	-
9:12	38.0	37.0	9:12	46.0	41.1	-
9:13	37.0	37.2	9:13	44.5	41.5	-
9:14	37.3	36.4	9:14	44.5	41.9	-
9:15	37.0	36.5	9:15	44.5	42.4	-
9:16	36.5	36.6	9:16	45.0	42.9	-
9:17	34.5	36.6	9:17	49.3	43.5	-
9:18	35.3	36.6	9:18	51.0	44.3	-
9:19	36.5	36.7	9:19	44.0	44.5	-
9:20	34.8	36.7	9:20	45.5	44.8	-
9:21	39.0	36.7	9:21	46.5	45.0	-
9:22	38.5	36.8	9:22	47.5	45.3	-
9:23	34.3	36.5	9:23	48.5	45.7	-
9:24	35.5	36.5	9:24	45.8	45.9	-
9:25	34.0	36.4	9:25	45.5	46.1	-
9:26	35.0	36.2	9:26	46.3	46.3	-
9:27	34.5	36.0	9:27	47.8	46.4	-
9:28	33.5	35.7	9:28	46.0	46.5	-

Grand Union Bowling Alley Site
BCP #360222
150 Westchester Avenue, Port Chester
December 27, 2024

PARTICULATE DATA						
Upwind			Downwind			Exceeds Particulate Alarm Limit
Time	Concentration (ug/m^3)	15-Min Avg Concentration (ug/m^3)	Time	Concentration (ug/m^3)	15-Min Avg Concentration (ug/m^3)	
9:29	33.5	35.5	9:29	45.3	46.6	-
9:30	33.0	35.2	9:30	45.0	46.6	-
9:31	33.3	35.0	9:31	45.0	46.6	-
9:32	35.0	35.0	9:32	45.0	46.3	-
9:33	34.0	35.0	9:33	44.5	45.9	-
9:34	32.5	34.7	9:34	52.0	46.4	-
9:35	31.8	34.5	9:35	49.8	46.7	-
9:36	30.3	33.9	9:36	47.0	46.7	-
9:37	29.5	33.3	9:37	77.0	48.7	-
9:38	30.0	33.0	9:38	46.0	48.5	-
9:39	28.8	32.6	9:39	46.3	48.6	-
9:40	31.8	32.4	9:40	50.0	48.9	-
9:41	32.0	32.2	9:41	45.5	48.8	-
9:42	37.0	32.4	9:42	46.5	48.7	-
9:43	33.0	32.4	9:43	49.5	49.0	-
9:44	33.5	32.4	9:44	47.5	49.1	-
9:45	30.5	32.2	9:45	49.3	49.4	-
9:46	31.0	32.0	9:46	47.0	49.5	-
9:47	32.3	31.9	9:47	46.3	49.6	-
9:48	29.0	31.5	9:48	46.0	49.7	-
9:49	28.8	31.3	9:49	46.3	49.3	-
9:50	31.5	31.3	9:50	46.0	49.1	-
9:51	32.0	31.4	9:51	46.5	49.0	-
9:52	31.3	31.5	9:52	46.0	47.0	-
9:53	33.0	31.7	9:53	46.5	47.0	-
9:54	30.3	31.8	9:54	47.0	47.1	-
9:55	30.0	31.7	9:55	46.0	46.8	-
9:56	28.3	31.4	9:56	45.8	46.8	-
9:57	28.0	30.8	9:57	46.8	46.8	-
9:58	30.0	30.6	9:58	54.5	47.2	-
9:59	30.8	30.4	9:59	49.3	47.3	-
10:00	30.8	30.5	10:00	50.8	47.4	-
10:01	35.0	30.7	10:01	55.8	48.0	-
10:02	33.0	30.8	10:02	57.3	48.7	-
10:03	33.8	31.1	10:03	54.5	49.3	-
10:04	33.0	31.4	10:04	50.8	49.6	-
10:05	33.3	31.5	10:05	51.0	49.9	-
10:06	31.8	31.5	10:06	54.3	50.4	-
10:07	30.8	31.4	10:07	52.0	50.8	-
10:08	34.0	31.5	10:08	50.0	51.0	-
10:09	30.5	31.5	10:09	61.8	52.0	-
10:10	31.8	31.6	10:10	50.5	52.3	-
10:11	27.3	31.6	10:11	63.3	53.5	-
10:12	25.8	31.4	10:12	71.8	55.2	-
10:13	25.8	31.1	10:13	59.8	55.5	-
10:14	26.8	30.9	10:14	52.5	55.7	-
10:15	28.5	30.7	10:15	54.0	55.9	-
10:16	31.8	30.5	10:16	54.3	55.8	-

Grand Union Bowling Alley Site
BCP #360222
150 Westchester Avenue, Port Chester
December 27, 2024

PARTICULATE DATA						
Upwind			Downwind			Exceeds Particulate Alarm Limit
Time	Concentration (ug/m^3)	15-Min Avg Concentration (ug/m^3)	Time	Concentration (ug/m^3)	15-Min Avg Concentration (ug/m^3)	
10:17	31.8	30.4	10:17	63.8	56.3	-
10:18	33.0	30.4	10:18	55.3	56.3	-
10:19	29.8	30.2	10:19	54.5	56.6	-
10:20	29.8	29.9	10:20	54.8	56.8	-
10:21	28.8	29.7	10:21	51.3	56.6	-
10:22	27.8	29.5	10:22	49.0	56.4	-
10:23	28.0	29.1	10:23	47.3	56.2	-
10:24	29.0	29.0	10:24	50.5	55.5	-
10:25	30.5	28.9	10:25	48.3	55.3	-
10:26	26.8	28.9	10:26	48.3	54.3	-
10:27	26.8	29.0	10:27	48.3	52.8	-
10:28	27.0	29.1	10:28	47.8	52.0	-
10:29	26.5	29.0	10:29	48.0	51.7	-
10:30	28.0	29.0	10:30	47.5	51.2	-
10:31	25.5	28.6	10:31	46.8	50.7	-
10:32	27.5	28.3	10:32	47.0	49.6	-
10:33	30.5	28.1	10:33	47.0	49.1	-
10:34	27.3	28.0	10:34	48.5	48.7	-
10:35	49.3	29.3	10:35	46.3	48.1	-
10:36	38.8	29.9	10:36	46.3	47.8	-
10:37	211.8	42.2	10:37	72.0	49.3	-
10:38	36.5	42.8	10:38	91.0	52.2	-
10:39	116.0	48.6	10:39	53.3	52.4	-
10:40	31.8	48.7	10:40	52.8	52.7	-
10:41	97.0	53.3	10:41	54.8	53.1	-
10:42	41.3	54.3	10:42	56.8	53.7	-
10:43	80.3	57.9	10:43	75.3	55.5	-
10:44	43.8	59.0	10:44	58.5	56.2	-
10:45	50.0	60.5	10:45	53.0	56.6	-
10:46	57.3	62.6	10:46	53.5	57.1	-
10:47	67.3	65.2	10:47	55.0	57.6	-
10:48	41.5	66.0	10:48	60.5	58.5	-
10:49	28.5	66.1	10:49	52.0	58.7	-
10:50	27.5	64.6	10:50	51.5	59.1	-
10:51	54.0	65.6	10:51	58.0	59.9	-
10:52	35.0	53.8	10:52	59.0	59.0	-
10:53	31.8	53.5	10:53	56.3	56.7	-
10:54	30.3	47.8	10:54	54.5	56.8	-
10:55	62.0	49.8	10:55	70.5	57.9	-
10:56	51.0	46.8	10:56	62.3	58.4	-
10:57	30.5	46.0	10:57	55.0	58.3	-
10:58	29.0	42.6	10:58	52.3	56.8	-
10:59	27.0	41.5	10:59	51.0	56.3	-
11:00	26.8	40.0	11:00	52.0	56.2	-
11:01	25.8	37.9	11:01	51.3	56.1	-
11:02	25.8	35.1	11:02	50.0	55.7	-
11:03	29.5	34.3	11:03	58.3	55.6	-
11:04	28.0	34.3	11:04	67.3	56.6	-

Grand Union Bowling Alley Site
BCP #360222
150 Westchester Avenue, Port Chester
December 27, 2024

PARTICULATE DATA						
Upwind			Downwind			Exceeds Particulate Alarm Limit
Time	Concentration (ug/m^3)	15-Min Avg Concentration (ug/m^3)	Time	Concentration (ug/m^3)	15-Min Avg Concentration (ug/m^3)	
11:05	25.8	34.1	11:05	89.3	59.1	-
11:06	26.0	32.3	11:06	81.0	60.7	-
11:07	28.5	31.8	11:07	61.0	60.8	-
11:08	26.5	31.5	11:08	74.3	62.0	-
11:09	25.5	31.2	11:09	52.5	61.9	-
11:10	25.0	28.7	11:10	52.0	60.6	-
11:11	25.3	27.0	11:11	52.8	60.0	-
11:12	25.5	26.7	11:12	52.8	59.8	-
11:13	25.0	26.4	11:13	58.6	60.3	-
11:14	25.5	26.3	11:14	57.8	60.7	-
11:15	26.0	26.2	11:15	62.8	61.4	-
11:16	25.0	26.2	11:16	55.4	61.7	-
11:17	23.5	26.0	11:17	54.0	62.0	-
11:18	26.0	25.8	11:18	55.2	61.8	-
11:19	27.8	25.8	11:19	53.4	60.8	-
11:20	29.5	26.0	11:20	52.6	58.4	-
11:21	28.3	26.2	11:21	53.2	56.6	-
11:22	27.5	26.1	11:22	52.6	56.0	-
11:23	26.3	26.1	11:23	53.0	54.6	-
11:24	26.8	26.2	11:24	54.4	54.7	-
11:25	29.5	26.5	11:25	59.0	55.2	-
11:26	27.3	26.6	11:26	55.6	55.4	-
11:27	26.3	26.7	11:27	56.6	55.6	-
11:28	26.3	26.8	11:28	55.8	55.4	-
11:29	28.3	26.9	11:29	55.2	55.3	-
11:30	26.8	27.0	11:30	55.4	54.8	-
11:31	26.0	27.1	11:31	56.4	54.8	-
11:32	27.0	27.3	11:32	55.6	54.9	-
11:33	28.8	27.5	11:33	62.4	55.4	-
11:34	27.3	27.4	11:34	58.0	55.7	-
11:35	27.3	27.3	11:35	55.4	55.9	-
11:36	33.3	27.6	11:36	55.2	56.0	-
11:37	28.0	27.7	11:37	54.2	56.1	-
11:38	31.3	28.0	11:38	54.6	56.3	-
11:39	26.8	28.0	11:39	54.2	56.2	-
11:40	26.3	27.8	11:40	54.0	55.9	-
11:41	24.8	27.6	11:41	54.2	55.8	-
11:42	24.8	27.5	11:42	59.6	56.0	-
11:43	26.0	27.5	11:43	58.8	56.2	-
11:44	24.5	27.2	11:44	55.2	56.2	-
11:45	25.0	27.1	11:45	55.2	56.2	-
11:46	24.5	27.0	11:46	54.8	56.1	-
11:47	27.0	27.0	11:47	55.6	56.1	-
11:48	25.0	26.8	11:48	55.0	55.6	-
11:49	26.8	26.7	11:49	58.6	55.6	-
11:50	25.3	26.6	11:50	55.4	55.6	-
11:51	25.3	26.1	11:51	55.0	55.6	-
11:52	27.8	26.1	11:52	55.8	55.7	-

Grand Union Bowling Alley Site
BCP #360222
150 Westchester Avenue, Port Chester
December 27, 2024

PARTICULATE DATA						
Upwind			Downwind			Exceeds Particulate Alarm Limit
Time	Concentration (ug/m^3)	15-Min Avg Concentration (ug/m^3)	Time	Concentration (ug/m^3)	15-Min Avg Concentration (ug/m^3)	
11:53	26.3	25.7	11:53	55.8	55.8	-
11:54	26.8	25.7	11:54	56.4	56.0	-
11:55	25.3	25.7	11:55	57.0	56.2	-
11:56	25.5	25.7	11:56	56.8	56.3	-
11:57	25.5	25.8	11:57	57.2	56.2	-
11:58	26.0	25.8	11:58	59.2	56.2	-
11:59	25.8	25.8	11:59	59.0	56.5	-
12:00	26.8	26.0	12:00	59.4	56.7	-
12:01	26.8	26.1	12:01	60.6	57.1	-
12:02	27.3	26.1	12:02	61.2	57.5	-
12:03	26.3	26.2	12:03	60.8	57.9	-
12:04	26.5	26.2	12:04	60.2	58.0	-
12:05	26.5	26.3	12:05	58.2	58.2	-
12:06	26.0	26.3	12:06	58.4	58.4	-
12:07	26.8	26.3	12:07	60.2	58.7	-
12:08	27.0	26.3	12:08	59.8	59.0	-
12:09	25.8	26.2	12:09	59.2	59.1	-
12:10	25.8	26.3	12:10	57.8	59.2	-
12:11	26.8	26.4	12:11	59.0	59.3	-
12:12	25.3	26.3	12:12	58.0	59.4	-
12:13	27.5	26.4	12:13	60.0	59.5	-
12:14	26.0	26.5	12:14	58.4	59.4	-
12:15	26.0	26.4	12:15	57.8	59.3	-
12:16	26.3	26.4	12:16	58.4	59.2	-
12:17	27.5	26.4	12:17	58.0	58.9	-
12:18	26.3	26.4	12:18	57.0	58.7	-
12:19	29.0	26.6	12:19	57.0	58.5	-
12:20	26.8	26.6	12:20	57.8	58.5	-
12:21	25.5	26.5	12:21	56.6	58.3	-
12:22	26.0	26.5	12:22	57.6	58.2	-
12:23	28.0	26.6	12:23	57.2	58.0	-
12:24	27.3	26.7	12:24	57.6	57.9	-
12:25	31.8	27.1	12:25	60.6	58.1	-
12:26	27.0	27.1	12:26	57.0	57.9	-
12:27	27.8	27.2	12:27	56.6	57.8	-
12:28	27.5	27.2	12:28	58.2	57.7	-
12:29	26.3	27.3	12:29	57.4	57.7	-
12:30	27.8	27.4	12:30	56.6	57.6	-
12:31	27.3	27.4	12:31	56.8	57.5	-
12:32	27.8	27.5	12:32	56.6	57.4	-
12:33	27.3	27.5	12:33	57.8	57.4	-
12:34	28.8	27.5	12:34	58.4	57.5	-
12:35	33.0	27.9	12:35	58.4	57.6	-
12:36	35.0	28.6	12:36	58.8	57.7	-
12:37	193.0	39.7	12:37	57.8	57.7	-
12:38	95.5	44.2	12:38	57.4	57.7	-
12:39	56.8	46.2	12:39	58.6	57.8	-
12:40	62.8	48.2	12:40	57.8	57.6	-

Grand Union Bowling Alley Site
BCP #360222
150 Westchester Avenue, Port Chester
December 27, 2024

PARTICULATE DATA						
Upwind			Downwind			Exceeds Particulate Alarm Limit
Time	Concentration (ug/m^3)	15-Min Avg Concentration (ug/m^3)	Time	Concentration (ug/m^3)	15-Min Avg Concentration (ug/m^3)	
12:41	68.5	51.0	12:41	60.2	57.8	-
12:42	75.0	54.1	12:42	59.6	58.0	-
12:43	55.0	56.0	12:43	59.6	58.1	-
12:44	62.8	58.4	12:44	58.6	58.2	-
12:45	39.5	59.2	12:45	62.6	58.6	-
12:46	49.5	60.7	12:46	59.2	58.8	-
12:47	77.3	64.0	12:47	58.0	58.9	-
12:48	36.8	64.6	12:48	57.2	58.8	-
12:49	66.8	67.1	12:49	57.6	58.8	-
12:50	35.3	67.3	12:50	57.8	58.7	-
12:51	40.5	67.7	12:51	58.2	58.7	-
12:52	49.8	58.1	12:52	57.2	58.6	-
12:53	37.0	54.2	12:53	58.0	58.7	-
12:54	28.3	52.3	12:54	57.0	58.6	-
12:55	34.3	50.4	12:55	57.2	58.5	-
12:56	36.8	48.3	12:56	57.2	58.3	-
12:57	36.5	45.7	12:57	58.4	58.3	-
12:58	45.8	45.1	12:58	57.8	58.1	-
12:59	89.3	46.9	12:59	57.6	58.1	-
13:00	89.3	50.2	13:00	58.0	57.8	-
13:01	126.5	55.3	13:01	58.0	57.7	-
13:02	55.3	53.9	13:02	58.8	57.7	-
13:03	54.5	55.0	13:03	58.4	57.8	-
13:04	487.8	83.1	13:04	59.2	57.9	-
13:05	63.5	85.0	13:05	59.6	58.0	-
13:06	158.8	92.9	13:06	58.4	58.1	-
13:07	66.3	94.0	13:07	60.0	58.2	-
13:08	102.0	98.3	13:08	60.2	58.4	-
13:09	89.5	102.4	13:09	60.4	58.6	-
13:10	78.3	105.3	13:10	64.2	59.1	-
13:11	60.5	106.9	13:11	64.4	59.6	-
13:12	103.3	111.4	13:12	63.4	59.9	-
13:13	91.8	114.4	13:13	62.4	60.2	-
13:14	50.8	111.9	13:14	62.8	60.5	-
13:15	70.8	110.6	13:15	64.0	60.9	-
13:16	186.8	114.6	13:16	62.4	61.2	-
13:17	33.5	113.2	13:17	62.2	61.5	-
13:18	31.3	111.6	13:18	62.0	61.7	-
13:19	44.3	82.1	13:19	61.0	61.8	-
13:20	92.3	84.0	13:20	59.8	61.8	-
13:21	42.8	76.3	13:21	59.4	61.9	-
13:22	58.3	75.7	13:22	60.6	61.9	-
13:23	42.8	71.8	13:23	67.0	62.4	-
13:24	46.5	68.9	13:24	61.0	62.4	-
13:25	36.3	66.1	13:25	63.2	62.4	-
13:26	43.8	65.0	13:26	68.4	62.6	-
13:27	54.5	61.7	13:27	65.8	62.8	-
13:28	60.8	59.7	13:28	41.4	61.4	-

Grand Union Bowling Alley Site
BCP #360222
150 Westchester Avenue, Port Chester
December 27, 2024

PARTICULATE DATA						
Upwind			Downwind			Exceeds Particulate Alarm Limit
Time	Concentration (ug/m^3)	15-Min Avg Concentration (ug/m^3)	Time	Concentration (ug/m^3)	15-Min Avg Concentration (ug/m^3)	
13:29	34.8	58.6	13:29	44.4	60.2	-
13:30	33.0	56.1	13:30	40.4	58.6	-
13:31	109.8	51.0	13:31	67.6	58.9	-
13:32	41.0	51.5	13:32	54.4	58.4	-
13:33	32.5	51.5	13:33	69.2	58.9	-
13:34	32.8	50.8	13:34	64.8	59.2	-
13:35	32.3	46.8	13:35	61.2	59.3	-

Grand Union Bowling Alley Site
BCP #360222
150 Westchester Avenue, Port Chester
December 27, 2024

Friday, December 27, 2024						
Number of Instances Where Downwind VOCs Exceeds Upwind VOCs + 5 =						0
Number of Comparable Data Points =						369
Start Time:						7:11
End Time:						13:35
PID DATA						
Upwind			Downwind			Exceeds VOC Alarm Limit
Time	Concentration (ppm)	15-Min Avg Concentration (ppm)	Time	Concentration (ppm)	15-Min Avg Concentration (ppm)	
7:11	0.0	-	7:11	-	-	-
7:12	0.0	-	7:12	0.0	-	-
7:13	0.0	-	7:13	0.0	-	-
7:14	0.0	-	7:14	0.0	-	-
7:15	0.0	-	7:15	0.0	-	-
7:16	0.0	-	7:16	0.0	-	-
7:17	0.0	-	7:17	0.0	-	-
7:18	0.0	-	7:18	0.0	-	-
7:19	0.0	-	7:19	0.0	-	-
7:20	0.0	-	7:20	0.0	-	-
7:21	0.0	-	7:21	0.0	-	-
7:22	0.0	-	7:22	0.0	-	-
7:23	0.0	-	7:23	0.0	-	-
7:24	0.0	-	7:24	0.0	-	-
7:25	0.0	-	7:25	0.0	-	-
7:26	0.0	0.0	7:26	0.0	-	-
7:27	0.0	0.0	7:27	0.0	0.0	-
7:28	0.0	0.0	7:28	0.0	0.0	-
7:29	0.0	0.0	7:29	0.0	0.0	-
7:30	0.0	0.0	7:30	0.0	0.0	-
7:31	0.0	0.0	7:31	0.0	0.0	-
7:32	0.0	0.0	7:32	0.0	0.0	-
7:33	0.0	0.0	7:33	0.0	0.0	-
7:34	0.0	0.0	7:34	0.0	0.0	-
7:35	0.0	0.0	7:35	0.0	0.0	-
7:36	0.0	0.0	7:36	0.0	0.0	-
7:37	0.0	0.0	7:37	0.0	0.0	-
7:38	0.0	0.0	7:38	0.0	0.0	-
7:39	0.0	0.0	7:39	0.0	0.0	-
7:40	0.0	0.0	7:40	0.0	0.0	-
7:41	0.0	0.0	7:41	0.0	0.0	-
7:42	0.0	0.0	7:42	0.0	0.0	-
7:43	0.0	0.0	7:43	0.0	0.0	-
7:44	0.0	0.0	7:44	0.0	0.0	-
7:45	0.0	0.0	7:45	0.0	0.0	-
7:46	0.0	0.0	7:46	0.0	0.0	-
7:47	0.0	0.0	7:47	0.0	0.0	-
7:48	0.0	0.0	7:48	0.0	0.0	-
7:49	0.0	0.0	7:49	0.0	0.0	-
7:50	0.0	0.0	7:50	0.0	0.0	-
7:51	0.0	0.0	7:51	0.0	0.0	-
7:52	0.0	0.0	7:52	0.0	0.0	-
7:53	0.0	0.0	7:53	0.0	0.0	-

Grand Union Bowling Alley Site
BCP #360222
150 Westchester Avenue, Port Chester
December 27, 2024

PID DATA						
Upwind			Downwind			
Time	Concentration (ppm)	15-Min Avg Concentration (ppm)	Time	Concentration (ppm)	15-Min Avg Concentration (ppm)	Exceeds VOC Alarm Limit
7:54	0.0	0.0	7:54	0.0	0.0	-
7:55	0.0	0.0	7:55	0.0	0.0	-
7:56	0.0	0.0	7:56	0.0	0.0	-
7:57	0.0	0.0	7:57	0.0	0.0	-
7:58	0.0	0.0	7:58	0.0	0.0	-
7:59	0.0	0.0	7:59	0.0	0.0	-
8:00	0.0	0.0	8:00	0.0	0.0	-
8:01	0.0	0.0	8:01	0.0	0.0	-
8:02	0.0	0.0	8:02	0.0	0.0	-
8:03	0.0	0.0	8:03	0.0	0.0	-
8:04	0.0	0.0	8:04	0.0	0.0	-
8:05	0.0	0.0	8:05	0.0	0.0	-
8:06	0.0	0.0	8:06	0.0	0.0	-
8:07	0.0	0.0	8:07	0.0	0.0	-
8:08	0.0	0.0	8:08	0.0	0.0	-
8:09	0.0	0.0	8:09	0.0	0.0	-
8:10	0.0	0.0	8:10	0.0	0.0	-
8:11	0.0	0.0	8:11	0.0	0.0	-
8:12	0.0	0.0	8:12	0.0	0.0	-
8:13	0.0	0.0	8:13	0.0	0.0	-
8:14	0.0	0.0	8:14	0.0	0.0	-
8:15	0.0	0.0	8:15	0.0	0.0	-
8:16	0.0	0.0	8:16	0.0	0.0	-
8:17	0.0	0.0	8:17	0.0	0.0	-
8:18	0.0	0.0	8:18	0.0	0.0	-
8:19	0.0	0.0	8:19	0.0	0.0	-
8:20	0.0	0.0	8:20	0.0	0.0	-
8:21	0.0	0.0	8:21	0.0	0.0	-
8:22	0.0	0.0	8:22	0.0	0.0	-
8:23	0.0	0.0	8:23	0.0	0.0	-
8:24	0.0	0.0	8:24	0.0	0.0	-
8:25	0.0	0.0	8:25	0.0	0.0	-
8:26	0.0	0.0	8:26	0.0	0.0	-
8:27	0.0	0.0	8:27	0.0	0.0	-
8:28	0.0	0.0	8:28	0.0	0.0	-
8:29	0.0	0.0	8:29	0.0	0.0	-
8:30	0.0	0.0	8:30	0.0	0.0	-
8:31	0.0	0.0	8:31	0.0	0.0	-
8:32	0.0	0.0	8:32	0.0	0.0	-
8:33	0.0	0.0	8:33	0.0	0.0	-
8:34	0.0	0.0	8:34	0.0	0.0	-
8:35	0.0	0.0	8:35	0.0	0.0	-
8:36	0.0	0.0	8:36	0.0	0.0	-
8:37	0.0	0.0	8:37	0.0	0.0	-
8:38	0.0	0.0	8:38	0.0	0.0	-
8:39	0.0	0.0	8:39	0.0	0.0	-
8:40	0.0	0.0	8:40	0.0	0.0	-
8:41	0.0	0.0	8:41	0.0	0.0	-

Grand Union Bowling Alley Site
BCP #360222
150 Westchester Avenue, Port Chester
December 27, 2024

PID DATA						
Upwind			Downwind			
Time	Concentration (ppm)	15-Min Avg Concentration (ppm)	Time	Concentration (ppm)	15-Min Avg Concentration (ppm)	Exceeds VOC Alarm Limit
8:42	0.0	0.0	8:42	0.0	0.0	-
8:43	0.0	0.0	8:43	0.0	0.0	-
8:44	0.0	0.0	8:44	0.0	0.0	-
8:45	0.0	0.0	8:45	0.0	0.0	-
8:46	0.0	0.0	8:46	0.0	0.0	-
8:47	0.0	0.0	8:47	0.0	0.0	-
8:48	0.0	0.0	8:48	0.0	0.0	-
8:49	0.0	0.0	8:49	0.0	0.0	-
8:50	0.0	0.0	8:50	0.0	0.0	-
8:51	0.0	0.0	8:51	0.0	0.0	-
8:52	0.0	0.0	8:52	0.0	0.0	-
8:53	0.0	0.0	8:53	0.0	0.0	-
8:54	0.0	0.0	8:54	0.0	0.0	-
8:55	0.0	0.0	8:55	0.0	0.0	-
8:56	0.0	0.0	8:56	0.0	0.0	-
8:57	0.0	0.0	8:57	0.0	0.0	-
8:58	0.0	0.0	8:58	0.0	0.0	-
8:59	0.0	0.0	8:59	0.0	0.0	-
9:00	0.0	0.0	9:00	0.0	0.0	-
9:01	0.0	0.0	9:01	0.0	0.0	-
9:02	0.0	0.0	9:02	0.0	0.0	-
9:03	0.0	0.0	9:03	0.0	0.0	-
9:04	0.0	0.0	9:04	0.0	0.0	-
9:05	0.0	0.0	9:05	0.0	0.0	-
9:06	0.0	0.0	9:06	0.0	0.0	-
9:07	0.0	0.0	9:07	0.0	0.0	-
9:08	0.0	0.0	9:08	0.0	0.0	-
9:09	0.0	0.0	9:09	0.0	0.0	-
9:10	0.0	0.0	9:10	0.0	0.0	-
9:11	0.0	0.0	9:11	0.0	0.0	-
9:12	0.0	0.0	9:12	0.0	0.0	-
9:13	0.0	0.0	9:13	0.0	0.0	-
9:14	0.0	0.0	9:14	0.0	0.0	-
9:15	0.0	0.0	9:15	0.0	0.0	-
9:16	0.0	0.0	9:16	0.0	0.0	-
9:17	0.0	0.0	9:17	0.0	0.0	-
9:18	0.0	0.0	9:18	0.0	0.0	-
9:19	0.0	0.0	9:19	0.0	0.0	-
9:20	0.0	0.0	9:20	0.0	0.0	-
9:21	0.0	0.0	9:21	0.0	0.0	-
9:22	0.0	0.0	9:22	0.0	0.0	-
9:23	0.0	0.0	9:23	0.0	0.0	-
9:24	0.0	0.0	9:24	0.0	0.0	-
9:25	0.0	0.0	9:25	0.0	0.0	-
9:26	0.0	0.0	9:26	0.0	0.0	-
9:27	0.0	0.0	9:27	0.0	0.0	-
9:28	0.0	0.0	9:28	0.0	0.0	-
9:29	0.0	0.0	9:29	0.0	0.0	-

Grand Union Bowling Alley Site
BCP #360222
150 Westchester Avenue, Port Chester
December 27, 2024

PID DATA						
Upwind			Downwind			
Time	Concentration (ppm)	15-Min Avg Concentration (ppm)	Time	Concentration (ppm)	15-Min Avg Concentration (ppm)	Exceeds VOC Alarm Limit
9:30	0.0	0.0	9:30	0.0	0.0	-
9:31	0.0	0.0	9:31	0.0	0.0	-
9:32	0.0	0.0	9:32	0.0	0.0	-
9:33	0.0	0.0	9:33	0.0	0.0	-
9:34	0.0	0.0	9:34	0.0	0.0	-
9:35	0.0	0.0	9:35	0.0	0.0	-
9:36	0.0	0.0	9:36	0.0	0.0	-
9:37	0.0	0.0	9:37	0.0	0.0	-
9:38	0.0	0.0	9:38	0.0	0.0	-
9:39	0.0	0.0	9:39	0.0	0.0	-
9:40	0.0	0.0	9:40	0.0	0.0	-
9:41	0.0	0.0	9:41	0.0	0.0	-
9:42	0.0	0.0	9:42	0.0	0.0	-
9:43	0.0	0.0	9:43	0.0	0.0	-
9:44	0.0	0.0	9:44	0.0	0.0	-
9:45	0.0	0.0	9:45	0.0	0.0	-
9:46	0.0	0.0	9:46	0.0	0.0	-
9:47	0.0	0.0	9:47	0.0	0.0	-
9:48	0.0	0.0	9:48	0.0	0.0	-
9:49	0.0	0.0	9:49	0.0	0.0	-
9:50	0.0	0.0	9:50	0.0	0.0	-
9:51	0.0	0.0	9:51	0.0	0.0	-
9:52	0.0	0.0	9:52	0.0	0.0	-
9:53	0.0	0.0	9:53	0.0	0.0	-
9:54	0.0	0.0	9:54	0.0	0.0	-
9:55	0.0	0.0	9:55	0.0	0.0	-
9:56	0.0	0.0	9:56	0.0	0.0	-
9:57	0.0	0.0	9:57	0.0	0.0	-
9:58	0.0	0.0	9:58	0.0	0.0	-
9:59	0.0	0.0	9:59	0.0	0.0	-
10:00	0.0	0.0	10:00	0.0	0.0	-
10:01	0.0	0.0	10:01	0.0	0.0	-
10:02	0.0	0.0	10:02	0.0	0.0	-
10:03	0.0	0.0	10:03	0.0	0.0	-
10:04	0.0	0.0	10:04	0.0	0.0	-
10:05	0.0	0.0	10:05	0.0	0.0	-
10:06	0.0	0.0	10:06	0.0	0.0	-
10:07	0.0	0.0	10:07	0.0	0.0	-
10:08	0.0	0.0	10:08	0.0	0.0	-
10:09	0.0	0.0	10:09	0.0	0.0	-
10:10	0.0	0.0	10:10	0.0	0.0	-
10:11	0.0	0.0	10:11	0.0	0.0	-
10:12	0.0	0.0	10:12	0.0	0.0	-
10:13	0.0	0.0	10:13	0.0	0.0	-
10:14	0.0	0.0	10:14	0.0	0.0	-
10:15	0.0	0.0	10:15	0.0	0.0	-
10:16	0.0	0.0	10:16	0.0	0.0	-
10:17	0.0	0.0	10:17	0.0	0.0	-

Grand Union Bowling Alley Site
BCP #360222
150 Westchester Avenue, Port Chester
December 27, 2024

PID DATA						
Upwind			Downwind			
Time	Concentration (ppm)	15-Min Avg Concentration (ppm)	Time	Concentration (ppm)	15-Min Avg Concentration (ppm)	Exceeds VOC Alarm Limit
10:18	0.0	0.0	10:18	0.0	0.0	-
10:19	0.0	0.0	10:19	0.0	0.0	-
10:20	0.0	0.0	10:20	0.0	0.0	-
10:21	0.0	0.0	10:21	0.0	0.0	-
10:22	0.0	0.0	10:22	0.0	0.0	-
10:23	0.0	0.0	10:23	0.0	0.0	-
10:24	0.0	0.0	10:24	0.0	0.0	-
10:25	0.0	0.0	10:25	0.0	0.0	-
10:26	0.0	0.0	10:26	0.0	0.0	-
10:27	0.0	0.0	10:27	0.0	0.0	-
10:28	0.0	0.0	10:28	0.0	0.0	-
10:29	0.0	0.0	10:29	0.0	0.0	-
10:30	0.0	0.0	10:30	0.0	0.0	-
10:31	0.0	0.0	10:31	0.0	0.0	-
10:32	0.0	0.0	10:32	0.0	0.0	-
10:33	0.0	0.0	10:33	0.0	0.0	-
10:34	0.0	0.0	10:34	0.0	0.0	-
10:35	0.0	0.0	10:35	0.0	0.0	-
10:36	0.0	0.0	10:36	0.0	0.0	-
10:37	0.0	0.0	10:37	0.0	0.0	-
10:38	0.0	0.0	10:38	0.0	0.0	-
10:39	0.0	0.0	10:39	0.0	0.0	-
10:40	0.0	0.0	10:40	0.0	0.0	-
10:41	0.0	0.0	10:41	0.0	0.0	-
10:42	0.0	0.0	10:42	0.0	0.0	-
10:43	0.0	0.0	10:43	0.0	0.0	-
10:44	0.0	0.0	10:44	0.0	0.0	-
10:45	0.0	0.0	10:45	0.0	0.0	-
10:46	0.0	0.0	10:46	0.0	0.0	-
10:47	0.0	0.0	10:47	0.0	0.0	-
10:48	0.0	0.0	10:48	0.0	0.0	-
10:49	0.0	0.0	10:49	0.0	0.0	-
10:50	0.0	0.0	10:50	0.0	0.0	-
10:51	0.0	0.0	10:51	0.0	0.0	-
10:52	0.0	0.0	10:52	0.0	0.0	-
10:53	0.0	0.0	10:53	0.0	0.0	-
10:54	0.0	0.0	10:54	0.0	0.0	-
10:55	0.0	0.0	10:55	0.0	0.0	-
10:56	0.0	0.0	10:56	0.0	0.0	-
10:57	0.0	0.0	10:57	0.0	0.0	-
10:58	0.0	0.0	10:58	0.0	0.0	-
10:59	0.0	0.0	10:59	0.0	0.0	-
11:00	0.0	0.0	11:00	0.0	0.0	-
11:01	0.0	0.0	11:01	0.0	0.0	-
11:02	0.0	0.0	11:02	0.0	0.0	-
11:03	0.0	0.0	11:03	0.0	0.0	-
11:04	0.0	0.0	11:04	0.0	0.0	-
11:05	0.0	0.0	11:05	0.0	0.0	-

Grand Union Bowling Alley Site
BCP #360222
150 Westchester Avenue, Port Chester
December 27, 2024

PID DATA						
Upwind			Downwind			Exceeds VOC Alarm Limit
Time	Concentration (ppm)	15-Min Avg Concentration (ppm)	Time	Concentration (ppm)	15-Min Avg Concentration (ppm)	
11:06	0.0	0.0	11:06	0.0	0.0	-
11:07	0.0	0.0	11:07	0.0	0.0	-
11:08	0.0	0.0	11:08	0.0	0.0	-
11:09	0.0	0.0	11:09	0.0	0.0	-
11:10	0.0	0.0	11:10	0.0	0.0	-
11:11	0.0	0.0	11:11	0.0	0.0	-
11:12	0.0	0.0	11:12	0.0	0.0	-
11:13	0.0	0.0	11:13	0.0	0.0	-
11:14	0.0	0.0	11:14	0.0	0.0	-
11:15	0.0	0.0	11:15	0.0	0.0	-
11:16	0.0	0.0	11:16	0.0	0.0	-
11:17	0.0	0.0	11:17	0.0	0.0	-
11:18	0.0	0.0	11:18	0.0	0.0	-
11:19	0.0	0.0	11:19	0.0	0.0	-
11:20	0.0	0.0	11:20	0.0	0.0	-
11:21	0.0	0.0	11:21	0.0	0.0	-
11:22	0.0	0.0	11:22	0.0	0.0	-
11:23	0.0	0.0	11:23	0.0	0.0	-
11:24	0.0	0.0	11:24	0.0	0.0	-
11:25	0.0	0.0	11:25	0.0	0.0	-
11:26	0.0	0.0	11:26	0.0	0.0	-
11:27	0.0	0.0	11:27	0.0	0.0	-
11:28	0.0	0.0	11:28	0.0	0.0	-
11:29	0.0	0.0	11:29	0.0	0.0	-
11:30	0.0	0.0	11:30	0.0	0.0	-
11:31	0.0	0.0	11:31	0.0	0.0	-
11:32	0.0	0.0	11:32	0.0	0.0	-
11:33	0.0	0.0	11:33	0.0	0.0	-
11:34	0.0	0.0	11:34	0.0	0.0	-
11:35	0.0	0.0	11:35	0.0	0.0	-
11:36	0.0	0.0	11:36	0.0	0.0	-
11:37	0.0	0.0	11:37	0.0	0.0	-
11:38	0.0	0.0	11:38	0.0	0.0	-
11:39	0.0	0.0	11:39	0.0	0.0	-
11:40	0.0	0.0	11:40	0.0	0.0	-
11:41	0.0	0.0	11:41	0.0	0.0	-
11:42	0.0	0.0	11:42	0.0	0.0	-
11:43	0.0	0.0	11:43	0.0	0.0	-
11:44	0.0	0.0	11:44	0.0	0.0	-
11:45	0.0	0.0	11:45	0.0	0.0	-
11:46	0.0	0.0	11:46	0.0	0.0	-
11:47	0.0	0.0	11:47	0.0	0.0	-
11:48	0.0	0.0	11:48	0.0	0.0	-
11:49	0.0	0.0	11:49	0.0	0.0	-
11:50	0.0	0.0	11:50	0.0	0.0	-
11:51	0.0	0.0	11:51	0.0	0.0	-
11:52	0.0	0.0	11:52	0.0	0.0	-
11:53	0.0	0.0	11:53	0.0	0.0	-

Grand Union Bowling Alley Site
BCP #360222
150 Westchester Avenue, Port Chester
December 27, 2024

PID DATA						
Upwind			Downwind			
Time	Concentration (ppm)	15-Min Avg Concentration (ppm)	Time	Concentration (ppm)	15-Min Avg Concentration (ppm)	Exceeds VOC Alarm Limit
11:54	0.0	0.0	11:54	0.0	0.0	-
11:55	0.0	0.0	11:55	0.0	0.0	-
11:56	0.0	0.0	11:56	0.0	0.0	-
11:57	0.0	0.0	11:57	0.0	0.0	-
11:58	0.0	0.0	11:58	0.0	0.0	-
11:59	0.0	0.0	11:59	0.0	0.0	-
12:00	0.0	0.0	12:00	0.0	0.0	-
12:01	0.0	0.0	12:01	0.0	0.0	-
12:02	0.0	0.0	12:02	0.0	0.0	-
12:03	0.0	0.0	12:03	0.0	0.0	-
12:04	0.0	0.0	12:04	0.0	0.0	-
12:05	0.0	0.0	12:05	0.0	0.0	-
12:06	0.0	0.0	12:06	0.0	0.0	-
12:07	0.0	0.0	12:07	0.0	0.0	-
12:08	0.0	0.0	12:08	0.0	0.0	-
12:09	0.0	0.0	12:09	0.0	0.0	-
12:10	0.0	0.0	12:10	0.0	0.0	-
12:11	0.0	0.0	12:11	0.0	0.0	-
12:12	0.0	0.0	12:12	0.0	0.0	-
12:13	0.0	0.0	12:13	0.0	0.0	-
12:14	0.0	0.0	12:14	0.0	0.0	-
12:15	0.0	0.0	12:15	0.0	0.0	-
12:16	0.0	0.0	12:16	0.0	0.0	-
12:17	0.0	0.0	12:17	0.0	0.0	-
12:18	0.0	0.0	12:18	0.0	0.0	-
12:19	0.0	0.0	12:19	0.0	0.0	-
12:20	0.0	0.0	12:20	0.0	0.0	-
12:21	0.0	0.0	12:21	0.0	0.0	-
12:22	0.0	0.0	12:22	0.0	0.0	-
12:23	0.0	0.0	12:23	0.0	0.0	-
12:24	0.0	0.0	12:24	0.0	0.0	-
12:25	0.0	0.0	12:25	0.0	0.0	-
12:26	0.0	0.0	12:26	0.0	0.0	-
12:27	0.0	0.0	12:27	0.0	0.0	-
12:28	0.0	0.0	12:28	0.0	0.0	-
12:29	0.0	0.0	12:29	0.0	0.0	-
12:30	0.0	0.0	12:30	0.0	0.0	-
12:31	0.0	0.0	12:31	0.0	0.0	-
12:32	0.0	0.0	12:32	0.0	0.0	-
12:33	0.0	0.0	12:33	0.0	0.0	-
12:34	0.0	0.0	12:34	0.0	0.0	-
12:35	0.0	0.0	12:35	0.0	0.0	-
12:36	0.0	0.0	12:36	0.0	0.0	-
12:37	0.0	0.0	12:37	0.0	0.0	-
12:38	0.0	0.0	12:38	0.0	0.0	-
12:39	0.0	0.0	12:39	0.0	0.0	-
12:40	0.0	0.0	12:40	0.0	0.0	-
12:41	0.0	0.0	12:41	0.0	0.0	-

Grand Union Bowling Alley Site
BCP #360222
150 Westchester Avenue, Port Chester
December 27, 2024

PID DATA						
Upwind			Downwind			
Time	Concentration (ppm)	15-Min Avg Concentration (ppm)	Time	Concentration (ppm)	15-Min Avg Concentration (ppm)	Exceeds VOC Alarm Limit
12:42	0.0	0.0	12:42	0.0	0.0	-
12:43	0.0	0.0	12:43	0.0	0.0	-
12:44	0.0	0.0	12:44	0.0	0.0	-
12:45	0.0	0.0	12:45	0.0	0.0	-
12:46	0.0	0.0	12:46	0.0	0.0	-
12:47	0.0	0.0	12:47	0.0	0.0	-
12:48	0.0	0.0	12:48	0.0	0.0	-
12:49	0.0	0.0	12:49	0.0	0.0	-
12:50	0.0	0.0	12:50	0.0	0.0	-
12:51	0.0	0.0	12:51	0.0	0.0	-
12:52	0.0	0.0	12:52	0.0	0.0	-
12:53	0.0	0.0	12:53	0.0	0.0	-
12:54	0.0	0.0	12:54	0.0	0.0	-
12:55	0.0	0.0	12:55	0.0	0.0	-
12:56	0.0	0.0	12:56	0.0	0.0	-
12:57	0.0	0.0	12:57	0.0	0.0	-
12:58	0.0	0.0	12:58	0.0	0.0	-
12:59	0.0	0.0	12:59	0.0	0.0	-
13:00	0.0	0.0	13:00	0.0	0.0	-
13:01	0.0	0.0	13:01	0.0	0.0	-
13:02	0.0	0.0	13:02	0.0	0.0	-
13:03	0.0	0.0	13:03	0.0	0.0	-
13:04	0.0	0.0	13:04	0.0	0.0	-
13:05	0.0	0.0	13:05	0.0	0.0	-
13:06	0.0	0.0	13:06	0.0	0.0	-
13:07	0.0	0.0	13:07	0.0	0.0	-
13:08	0.0	0.0	13:08	0.0	0.0	-
13:09	0.0	0.0	13:09	0.0	0.0	-
13:10	0.0	0.0	13:10	0.0	0.0	-
13:11	0.0	0.0	13:11	0.0	0.0	-
13:12	0.0	0.0	13:12	0.0	0.0	-
13:13	0.0	0.0	13:13	0.0	0.0	-
13:14	0.0	0.0	13:14	0.0	0.0	-
13:15	0.0	0.0	13:15	0.0	0.0	-
13:16	0.0	0.0	13:16	0.0	0.0	-
13:17	0.0	0.0	13:17	0.0	0.0	-
13:18	0.0	0.0	13:18	0.0	0.0	-
13:19	0.0	0.0	13:19	0.0	0.0	-
13:20	0.0	0.0	13:20	0.0	0.0	-
13:21	0.0	0.0	13:21	0.0	0.0	-
13:22	0.0	0.0	13:22	0.0	0.0	-
13:23	0.0	0.0	13:23	0.0	0.0	-
13:24	0.0	0.0	13:24	0.0	0.0	-
13:25	0.0	0.0	13:25	0.0	0.0	-
13:26	0.0	0.0	13:26	0.0	0.0	-
13:27	0.0	0.0	13:27	0.0	0.0	-
13:28	0.0	0.0	13:28	0.0	0.0	-
13:29	0.0	0.0	13:29	0.0	0.0	-

Grand Union Bowling Alley Site
BCP #360222
150 Westchester Avenue, Port Chester
December 27, 2024

PID DATA						
Upwind			Downwind			Exceeds VOC Alarm Limit
Time	Concentration (ppm)	15-Min Avg Concentration (ppm)	Time	Concentration (ppm)	15-Min Avg Concentration (ppm)	
13:30	0.0	0.0	13:30	0.0	0.0	-
13:31	0.0	0.0	13:31	0.0	0.0	-
13:32	0.0	0.0	13:32	0.0	0.0	-
13:33	0.0	0.0	13:33	0.0	0.0	-
13:34	0.0	0.0	13:34	0.0	0.0	-
13:35	0.0	0.0	13:35	0.0	0.0	-

SESI CONSULTING ENGINEERS

959 US-46 Floor 3, Suite 300 - Parsippany-Troy Hills, NJ

DAILY AIR MONITORING REPORT
150 Westchester Avenue
Port Chester, New York

12/30/2024

Rev. No. 0	Page 1 of 2
Project Number: 11895A	
Dust Action Level	150 µg/m^3
VOC Action Level	5 ppm

Weather Data Range for Work Day		Wind Direction	SSW	Relative Humidity (%)	89.0 - 92.0	Daily Rain Total (in)	0.02	Readings in the summary table and graphs below are the reported downwind concentrations.
Temperature (°F)	53.0 - 53.0	Wind Speed (MPH)	3.5 - 4.6	Barometer (inHg)	29.60 - 29.60	Avg. Dew Point Temp (°F)	50.1	

Station Location	Daily Avg. Dust Concentration (µg/m^3)	Max 15-Min Dust Concentration (µg/m^3)	Time of Max Dust Reading	Daily Avg. VOC Concentration (ppm)	Max 15-Min VOC Concentration (ppm)	Time of Max VOC Reading
Upwind	48.1	50.2	8:54	0.0	0.0	7:54
Downwind	22.0	26.3	8:38	0.0	0.0	7:56

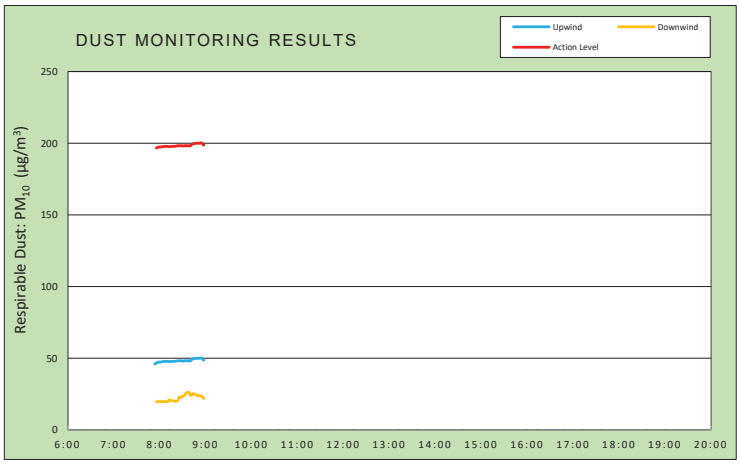

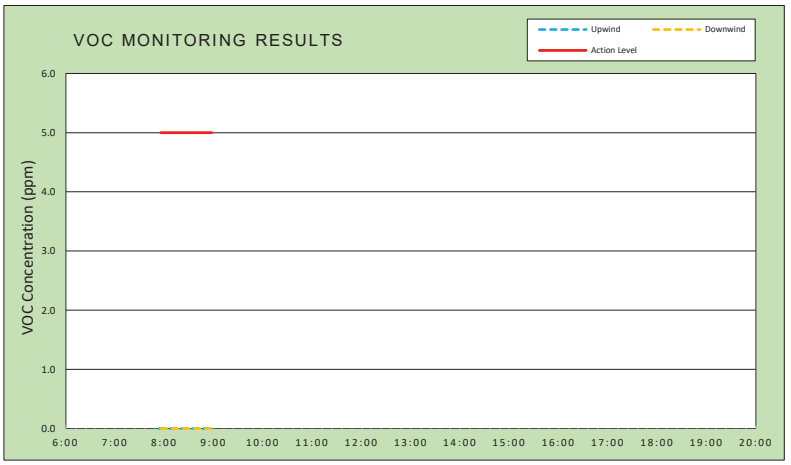

Air Monitoring Notes:

Weather Notes:

EMILCOTT
A Triumvirate Environmental Company

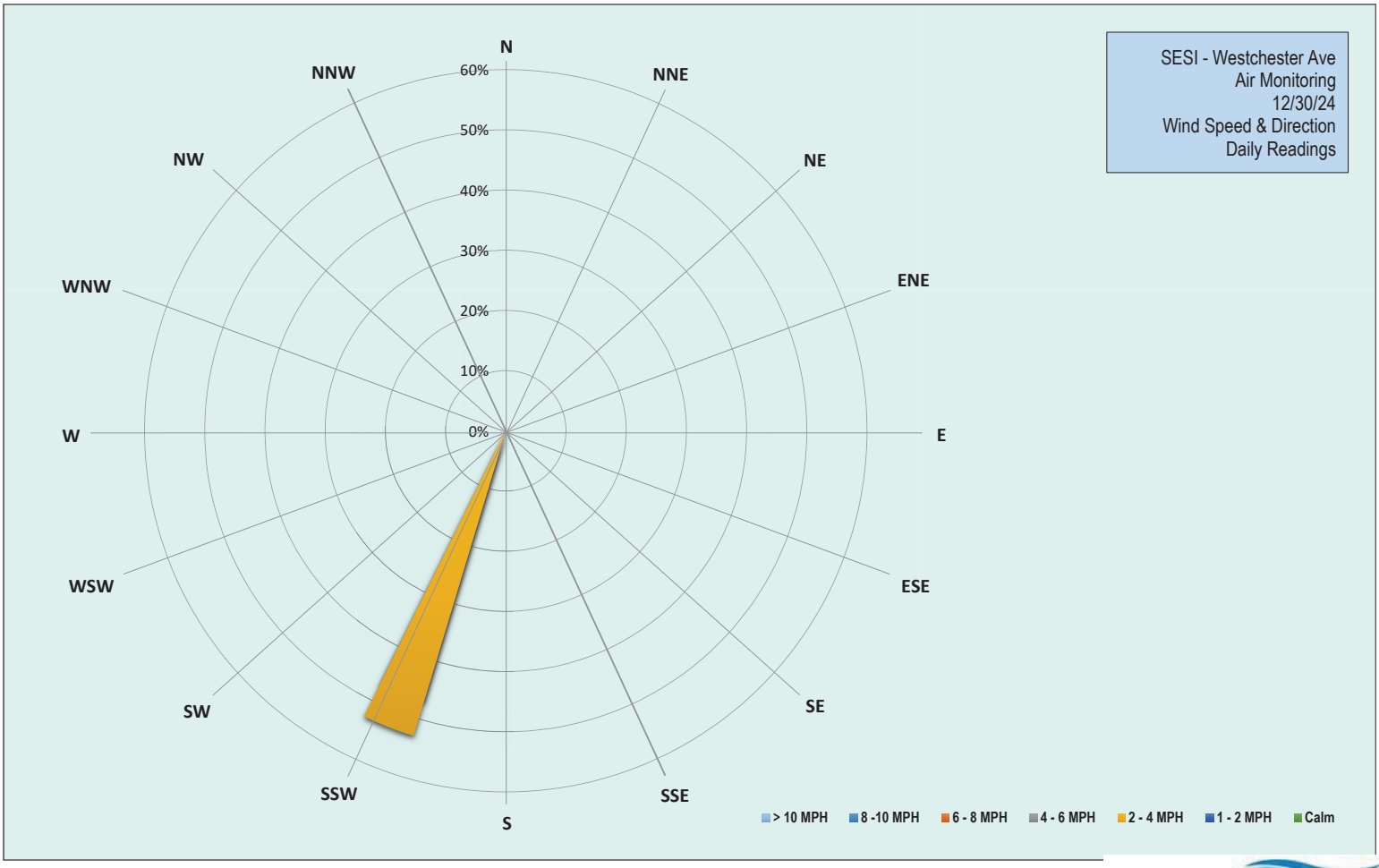

EMILCOTT
A Triumvirate Environmental Company

Grand Union Bowling Alley Site
BCP #360222
150 Westchester Avenue, Port Chester
December 30, 2024

Monday, December 30, 2024						
Number of Instances Where Downwind Particulates Exceeds Upwind Particulate + 150 =						0
Number of Comparable Data Points =						63
Start Time:						7:39
End Time:						8:58
PARTICULATE DATA						
Upwind			Downwind			Exceeds Particulate Alarm Limit
Time	Concentration (ug/m^3)	15-Min Avg Concentration (ug/m^3)	Time	Concentration (ug/m^3)	15-Min Avg Concentration (ug/m^3)	
7:39	48.0	-	7:39	-	-	-
7:40	43.5	-	7:40	-	-	-
7:41	45.5	-	7:41	19.7	-	-
7:42	46.3	-	7:42	21.0	-	-
7:43	45.5	-	7:43	19.8	-	-
7:44	46.3	-	7:44	19.5	-	-
7:45	47.0	-	7:45	19.8	-	-
7:46	46.0	-	7:46	19.5	-	-
7:47	47.3	-	7:47	19.0	-	-
7:48	44.5	-	7:48	21.3	-	-
7:49	45.0	-	7:49	19.3	-	-
7:50	45.5	-	7:50	18.5	-	-
7:51	47.5	-	7:51	18.8	-	-
7:52	47.0	-	7:52	19.0	-	-
7:53	46.8	-	7:53	19.5	-	-
7:54	47.0	46.0	7:54	18.5	-	-
7:55	48.8	46.4	7:55	19.5	-	-
7:56	49.8	46.7	7:56	21.3	19.6	-
7:57	49.8	46.9	7:57	21.8	19.7	-
7:58	49.0	47.1	7:58	19.0	19.6	-
7:59	49.0	47.3	7:59	22.3	19.8	-
8:00	47.8	47.4	8:00	21.3	19.9	-
8:01	46.3	47.4	8:01	19.0	19.9	-
8:02	46.8	47.4	8:02	18.3	19.8	-
8:03	47.5	47.6	8:03	19.0	19.7	-
8:04	46.5	47.7	8:04	20.0	19.7	-
8:05	47.3	47.8	8:05	18.8	19.7	-
8:06	47.0	47.7	8:06	19.8	19.8	-
8:07	46.3	47.7	8:07	18.3	19.7	-
8:08	49.3	47.9	8:08	19.5	19.7	-
8:09	47.8	47.9	8:09	19.8	19.8	-
8:10	48.3	47.9	8:10	18.8	19.8	-
8:11	48.0	47.8	8:11	19.0	19.6	-
8:12	49.0	47.7	8:12	38.3	20.7	-
8:13	48.5	47.7	8:13	20.5	20.8	-
8:14	48.8	47.7	8:14	18.0	20.5	-
8:15	48.8	47.7	8:15	21.5	20.6	-
8:16	48.0	47.8	8:16	17.5	20.5	-
8:17	47.5	47.9	8:17	19.3	20.5	-
8:18	46.8	47.8	8:18	17.0	20.4	-
8:19	46.3	47.8	8:19	16.0	20.1	-
8:20	47.8	47.9	8:20	16.5	20.0	-

Grand Union Bowling Alley Site
BCP #360222
150 Westchester Avenue, Port Chester
December 30, 2024

PARTICULATE DATA						
Upwind			Downwind			Exceeds Particulate Alarm Limit
Time	Concentration (ug/m^3)	15-Min Avg Concentration (ug/m^3)	Time	Concentration (ug/m^3)	15-Min Avg Concentration (ug/m^3)	
8:21	49.0	48.0	8:21	19.0	19.9	-
8:22	47.3	48.1	8:22	18.8	20.0	-
8:23	51.3	48.2	8:23	21.0	20.1	-
8:24	48.5	48.2	8:24	24.5	20.4	-
8:25	48.8	48.3	8:25	45.8	22.2	-
8:26	47.8	48.3	8:26	33.0	23.1	-
8:27	50.0	48.3	8:27	30.0	22.6	-
8:28	47.0	48.2	8:28	22.5	22.7	-
8:29	50.5	48.3	8:29	28.0	23.4	-
8:30	46.0	48.2	8:30	21.3	23.3	-
8:31	45.8	48.0	8:31	21.0	23.6	-
8:32	49.5	48.1	8:32	24.8	23.9	-
8:33	48.0	48.2	8:33	24.3	24.4	-
8:34	48.5	48.4	8:34	29.8	25.3	-
8:35	46.8	48.3	8:35	19.0	25.5	-
8:36	48.0	48.2	8:36	27.5	26.1	-
8:37	46.0	48.2	8:37	21.0	26.2	-
8:38	54.3	48.4	8:38	22.5	26.3	-
8:39	46.3	48.2	8:39	22.0	26.2	-
8:40	47.8	48.1	8:40	20.8	24.5	-
8:41	52.5	48.5	8:41	27.5	24.1	-
8:42	59.8	49.1	8:42	30.8	24.2	-
8:43	52.8	49.5	8:43	35.3	25.0	-
8:44	51.0	49.5	8:44	31.5	25.3	-
8:45	49.5	49.8	8:45	19.8	25.2	-
8:46	48.3	49.9	8:46	19.5	25.1	-
8:47	47.8	49.8	8:47	21.0	24.8	-
8:48	51.0	50.0	8:48	18.0	24.4	-
8:49	48.0	50.0	8:49	19.3	23.7	-
8:50	47.5	50.0	8:50	25.5	24.1	-
8:51	47.8	50.0	8:51	26.5	24.1	-
8:52	46.5	50.0	8:52	19.5	24.0	-
8:53	53.0	50.0	8:53	21.5	23.9	-
8:54	50.3	50.2	8:54	20.3	23.8	-
8:55	47.8	50.2	8:55	18.0	23.6	-
8:56	47.5	49.9	8:56	20.3	23.1	-
8:57	46.5	49.0	8:57	23.5	22.6	-
8:58	48.3	48.7	8:58	26.3	22.0	-

Grand Union Bowling Alley Site
BCP #360222
150 Westchester Avenue, Port Chester
December 30, 2024

Monday, December 30, 2024						
Number of Instances Where Downwind VOCs Exceeds Upwind VOCs + 5 =						0
Number of Comparable Data Points =						63
Start Time:						7:39
End Time:						8:58
PID DATA						
Upwind			Downwind			
Time	Concentration (ppm)	15-Min Avg Concentration (ppm)	Time	Concentration (ppm)	15-Min Avg Concentration (ppm)	Exceeds VOC Alarm Limit
7:39	0.0	-	7:39	-	-	-
7:40	0.0	-	7:40	-	-	-
7:41	0.0	-	7:41	0.0	-	-
7:42	0.0	-	7:42	0.0	-	-
7:43	0.0	-	7:43	0.0	-	-
7:44	0.0	-	7:44	0.0	-	-
7:45	0.0	-	7:45	0.0	-	-
7:46	0.0	-	7:46	0.0	-	-
7:47	0.0	-	7:47	0.0	-	-
7:48	0.0	-	7:48	0.0	-	-
7:49	0.0	-	7:49	0.0	-	-
7:50	0.0	-	7:50	0.0	-	-
7:51	0.0	-	7:51	0.0	-	-
7:52	0.0	-	7:52	0.0	-	-
7:53	0.0	-	7:53	0.0	-	-
7:54	0.0	0.0	7:54	0.0	-	-
7:55	0.0	0.0	7:55	0.0	-	-
7:56	0.0	0.0	7:56	0.0	0.0	-
7:57	0.0	0.0	7:57	0.0	0.0	-
7:58	0.0	0.0	7:58	0.0	0.0	-
7:59	0.0	0.0	7:59	0.0	0.0	-
8:00	0.0	0.0	8:00	0.0	0.0	-
8:01	0.0	0.0	8:01	0.0	0.0	-
8:02	0.0	0.0	8:02	0.0	0.0	-
8:03	0.0	0.0	8:03	0.0	0.0	-
8:04	0.0	0.0	8:04	0.0	0.0	-
8:05	0.0	0.0	8:05	0.0	0.0	-
8:06	0.0	0.0	8:06	0.0	0.0	-
8:07	0.0	0.0	8:07	0.0	0.0	-
8:08	0.0	0.0	8:08	0.0	0.0	-
8:09	0.0	0.0	8:09	0.0	0.0	-
8:10	0.0	0.0	8:10	0.0	0.0	-
8:11	0.0	0.0	8:11	0.0	0.0	-
8:12	0.0	0.0	8:12	0.0	0.0	-
8:13	0.0	0.0	8:13	0.0	0.0	-
8:14	0.0	0.0	8:14	0.0	0.0	-
8:15	0.0	0.0	8:15	0.0	0.0	-
8:16	0.0	0.0	8:16	0.0	0.0	-
8:17	0.0	0.0	8:17	0.0	0.0	-
8:18	0.0	0.0	8:18	0.0	0.0	-
8:19	0.0	0.0	8:19	0.0	0.0	-
8:20	0.0	0.0	8:20	0.0	0.0	-

Grand Union Bowling Alley Site
BCP #360222
150 Westchester Avenue, Port Chester
December 30, 2024

PID DATA						
Upwind			Downwind			
Time	Concentration (ppm)	15-Min Avg Concentration (ppm)	Time	Concentration (ppm)	15-Min Avg Concentration (ppm)	Exceeds VOC Alarm Limit
8:21	0.0	0.0	8:21	0.0	0.0	-
8:22	0.0	0.0	8:22	0.0	0.0	-
8:23	0.0	0.0	8:23	0.0	0.0	-
8:24	0.0	0.0	8:24	0.0	0.0	-
8:25	0.0	0.0	8:25	0.0	0.0	-
8:26	0.0	0.0	8:26	0.0	0.0	-
8:27	0.0	0.0	8:27	0.0	0.0	-
8:28	0.0	0.0	8:28	0.0	0.0	-
8:29	0.0	0.0	8:29	0.0	0.0	-
8:30	0.0	0.0	8:30	0.0	0.0	-
8:31	0.0	0.0	8:31	0.0	0.0	-
8:32	0.0	0.0	8:32	0.0	0.0	-
8:33	0.0	0.0	8:33	0.0	0.0	-
8:34	0.0	0.0	8:34	0.0	0.0	-
8:35	0.0	0.0	8:35	0.0	0.0	-
8:36	0.0	0.0	8:36	0.0	0.0	-
8:37	0.0	0.0	8:37	0.0	0.0	-
8:38	0.0	0.0	8:38	0.0	0.0	-
8:39	0.0	0.0	8:39	0.0	0.0	-
8:40	0.0	0.0	8:40	0.0	0.0	-
8:41	0.0	0.0	8:41	0.0	0.0	-
8:42	0.0	0.0	8:42	0.0	0.0	-
8:43	0.0	0.0	8:43	0.0	0.0	-
8:44	0.0	0.0	8:44	0.0	0.0	-
8:45	0.0	0.0	8:45	0.0	0.0	-
8:46	0.0	0.0	8:46	0.0	0.0	-
8:47	0.0	0.0	8:47	0.0	0.0	-
8:48	0.0	0.0	8:48	0.0	0.0	-
8:49	0.0	0.0	8:49	0.0	0.0	-
8:50	0.0	0.0	8:50	0.0	0.0	-
8:51	0.0	0.0	8:51	0.0	0.0	-
8:52	0.0	0.0	8:52	0.0	0.0	-
8:53	0.0	0.0	8:53	0.0	0.0	-
8:54	0.0	0.0	8:54	0.0	0.0	-
8:55	0.0	0.0	8:55	0.0	0.0	-
8:56	0.0	0.0	8:56	0.0	0.0	-
8:57	0.0	0.0	8:57	0.0	0.0	-
8:58	0.0	0.0	8:58	0.0	0.0	-

SESI CONSULTING ENGINEERS

959 US-46 Floor 3, Suite 300 - Parsippany-Troy Hills, NJ

DAILY AIR MONITORING REPORT
150 Westchester Avenue
Port Chester, New York

12/31/2024

Rev. No. 0 | Page 1 of 2

Project Number: 11895A

Dust Action Level: 150 µg/m^3

VOC Action Level: 5 ppm

Weather Data Range for Work Day		Wind Direction	W	Relative Humidity (%)	54.0 - 91.0	Daily Rain Total (in)	0.00	Readings in the summary table and graphs below are the reported downwind concentrations.
Temperature (°F)	33.0 - 51.0	Wind Speed (MPH)	0.5 - 2.3	Barometer (inHg)	29.90 - 29.90	Avg. Dew Point Temp (°F)	35.6	

Station Location	Daily Avg. Dust Concentration (µg/m^3)	Max 15-Min Dust Concentration (µg/m^3)	Time of Max Dust Reading	Daily Avg. VOC Concentration (ppm)	Max 15-Min VOC Concentration (ppm)	Time of Max VOC Reading
Upwind	32.9	60.8	12:09	0.0	0.0	7:26
Downwind	32.9	52.3	11:09	0.0	0.0	7:28

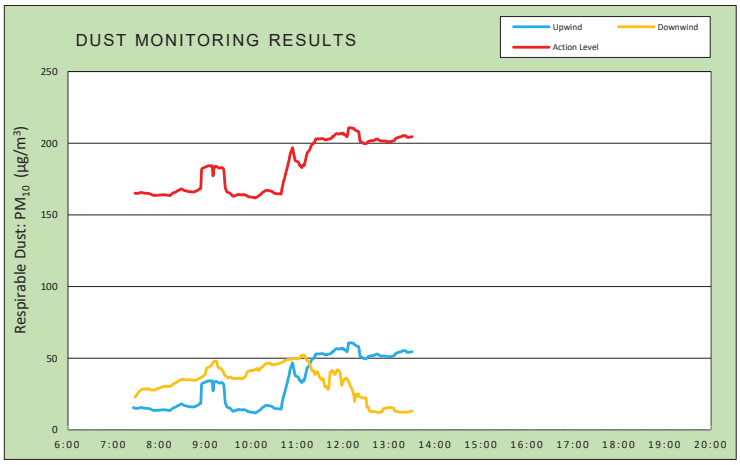

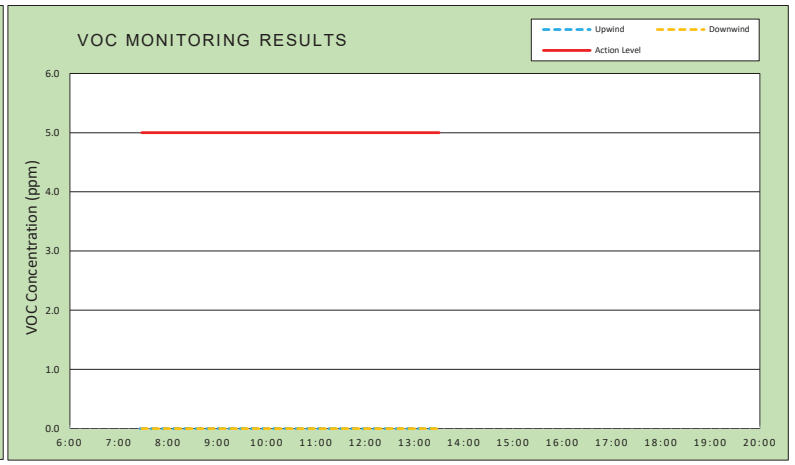

Air Monitoring Notes:

Weather Notes:

EMILCOTT
A Triumvirate Environmental Company

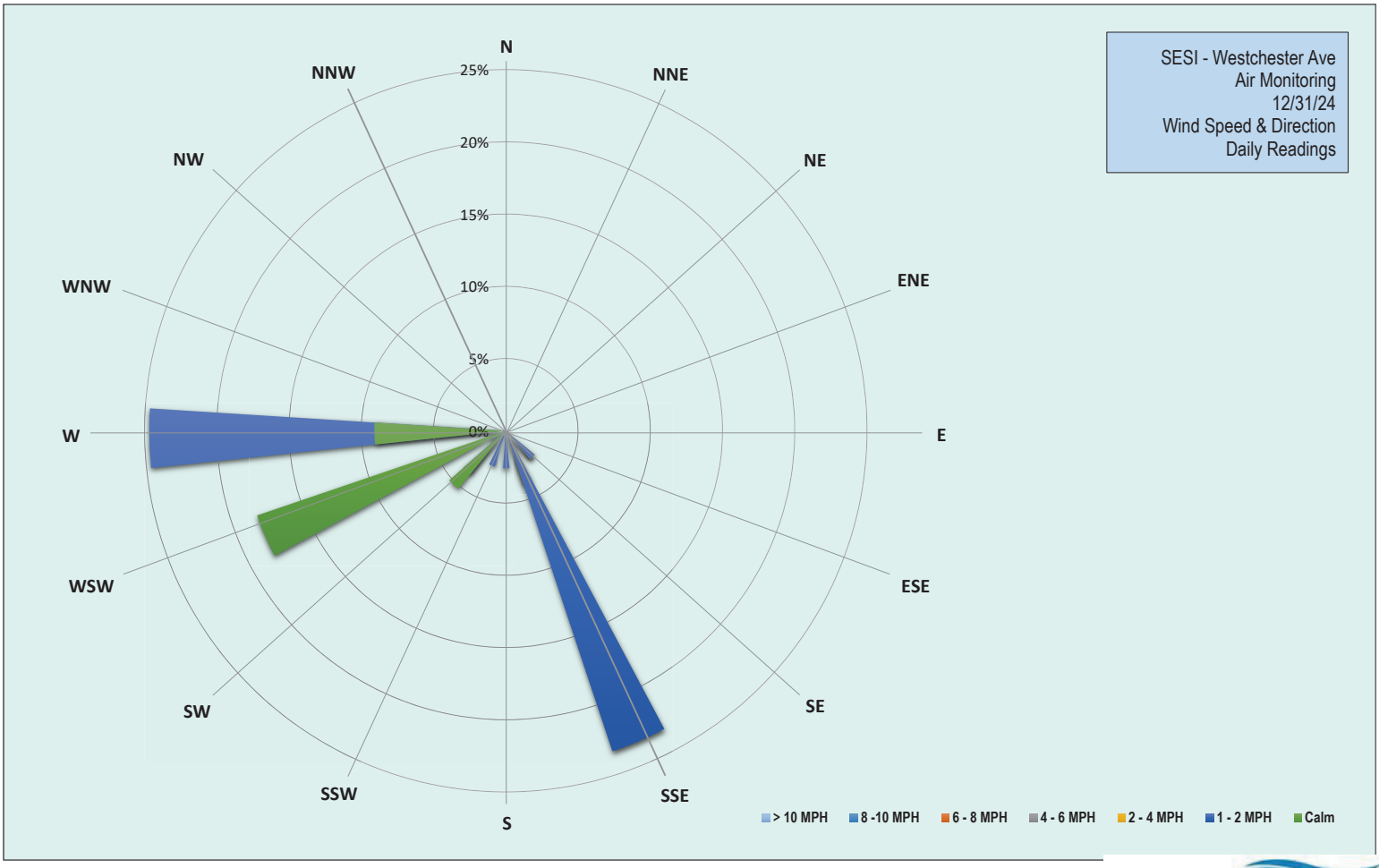

EMILCOTT
A Triumvirate Environmental Company

Grand Union Bowling Alley Site
BCP #360222
150 Westchester Avenue, Port Chester
December 31, 2024

Tuesday, December 31, 2024						
Number of Instances Where Downwind Particulates Exceeds Upwind Particulate + 150 =						0
Number of Comparable Data Points =						363
Start Time:						7:11
End Time:						13:30
PARTICULATE DATA						
Upwind			Downwind			Exceeds Particulate Alarm Limit
Time	Concentration (ug/m^3)	15-Min Avg Concentration (ug/m^3)	Time	Concentration (ug/m^3)	15-Min Avg Concentration (ug/m^3)	
7:11	17.0	-	7:11	-	-	-
7:12	21.0	-	7:12	-	-	-
7:13	16.5	-	7:13	14.3	-	-
7:14	18.0	-	7:14	14.3	-	-
7:15	14.0	-	7:15	18.5	-	-
7:16	13.5	-	7:16	18.8	-	-
7:17	13.8	-	7:17	18.8	-	-
7:18	13.8	-	7:18	18.8	-	-
7:19	14.3	-	7:19	21.8	-	-
7:20	13.8	-	7:20	23.3	-	-
7:21	16.5	-	7:21	23.0	-	-
7:22	17.3	-	7:22	24.5	-	-
7:23	17.0	-	7:23	25.5	-	-
7:24	14.8	-	7:24	27.3	-	-
7:25	16.3	-	7:25	24.3	-	-
7:26	15.0	15.7	7:26	27.0	-	-
7:27	14.5	15.3	7:27	28.0	-	-
7:28	15.8	15.2	7:28	31.3	23.0	-
7:29	15.3	15.0	7:29	25.5	23.7	-
7:30	13.8	15.0	7:30	24.3	24.1	-
7:31	14.5	15.1	7:31	29.3	24.8	-
7:32	14.3	15.1	7:32	35.3	25.9	-
7:33	15.3	15.2	7:33	30.3	26.7	-
7:34	17.3	15.4	7:34	27.8	27.1	-
7:35	16.3	15.6	7:35	28.3	27.4	-
7:36	18.3	15.7	7:36	29.8	27.9	-
7:37	15.8	15.6	7:37	30.3	28.3	-
7:38	14.8	15.4	7:38	27.5	28.4	-
7:39	13.3	15.3	7:39	30.3	28.6	-
7:40	13.5	15.2	7:40	25.5	28.7	-
7:41	16.3	15.2	7:41	26.5	28.6	-
7:42	13.8	15.2	7:42	28.0	28.6	-
7:43	13.0	15.0	7:43	26.5	28.3	-
7:44	15.8	15.0	7:44	27.0	28.4	-
7:45	13.3	15.0	7:45	31.0	28.9	-
7:46	12.8	14.9	7:46	27.5	28.8	-
7:47	12.8	14.8	7:47	27.0	28.2	-
7:48	13.0	14.6	7:48	26.8	28.0	-
7:49	13.3	14.4	7:49	26.8	27.9	-
7:50	12.8	14.1	7:50	29.0	28.0	-
7:51	14.0	13.9	7:51	27.8	27.8	-
7:52	13.3	13.7	7:52	29.8	27.8	-

Grand Union Bowling Alley Site
BCP #360222
150 Westchester Avenue, Port Chester
December 31, 2024

PARTICULATE DATA						
Upwind			Downwind			Exceeds Particulate Alarm Limit
Time	Concentration (ug/m^3)	15-Min Avg Concentration (ug/m^3)	Time	Concentration (ug/m^3)	15-Min Avg Concentration (ug/m^3)	
7:53	12.5	13.5	7:53	29.5	27.9	-
7:54	15.3	13.7	7:54	31.0	28.0	-
7:55	15.8	13.8	7:55	28.5	28.2	-
7:56	13.8	13.7	7:56	30.3	28.4	-
7:57	14.3	13.7	7:57	31.0	28.6	-
7:58	14.5	13.8	7:58	32.5	29.0	-
7:59	15.8	13.8	7:59	30.3	29.2	-
8:00	13.3	13.8	8:00	30.8	29.2	-
8:01	13.5	13.8	8:01	30.3	29.4	-
8:02	14.3	13.9	8:02	30.0	29.6	-
8:03	13.8	14.0	8:03	31.0	29.9	-
8:04	14.0	14.0	8:04	30.5	30.1	-
8:05	13.3	14.1	8:05	30.8	30.3	-
8:06	13.5	14.0	8:06	29.8	30.4	-
8:07	13.0	14.0	8:07	29.8	30.4	-
8:08	13.3	14.1	8:08	29.8	30.4	-
8:09	13.0	13.9	8:09	29.5	30.3	-
8:10	13.0	13.7	8:10	30.5	30.4	-
8:11	13.5	13.7	8:11	30.5	30.5	-
8:12	13.3	13.7	8:12	30.8	30.4	-
8:13	13.5	13.6	8:13	31.8	30.4	-
8:14	15.3	13.6	8:14	31.8	30.5	-
8:15	21.5	14.1	8:15	33.8	30.7	-
8:16	20.5	14.6	8:16	35.3	31.0	-
8:17	20.3	15.0	8:17	37.5	31.5	-
8:18	20.0	15.4	8:18	38.5	32.0	-
8:19	16.5	15.6	8:19	35.3	32.3	-
8:20	15.8	15.7	8:20	34.8	32.6	-
8:21	16.3	15.9	8:21	33.5	32.9	-
8:22	18.0	16.2	8:22	33.5	33.1	-
8:23	19.5	16.7	8:23	33.8	33.4	-
8:24	17.5	17.0	8:24	34.5	33.7	-
8:25	16.3	17.2	8:25	36.3	34.1	-
8:26	17.8	17.5	8:26	35.0	34.4	-
8:27	17.5	17.7	8:27	35.0	34.7	-
8:28	18.0	18.0	8:28	35.8	34.9	-
8:29	17.3	18.2	8:29	35.3	35.2	-
8:30	16.0	17.8	8:30	36.0	35.3	-
8:31	16.0	17.5	8:31	35.8	35.4	-
8:32	15.8	17.2	8:32	34.8	35.2	-
8:33	15.5	16.9	8:33	36.5	35.0	-
8:34	14.8	16.8	8:34	34.8	35.0	-
8:35	14.8	16.7	8:35	33.8	34.9	-
8:36	15.8	16.7	8:36	34.5	35.0	-
8:37	15.8	16.5	8:37	34.8	35.1	-
8:38	14.8	16.2	8:38	34.3	35.1	-
8:39	16.0	16.1	8:39	34.8	35.1	-
8:40	17.8	16.2	8:40	34.5	35.0	-

Grand Union Bowling Alley Site
BCP #360222
150 Westchester Avenue, Port Chester
December 31, 2024

PARTICULATE DATA						
Upwind			Downwind			Exceeds Particulate Alarm Limit
Time	Concentration (ug/m^3)	15-Min Avg Concentration (ug/m^3)	Time	Concentration (ug/m^3)	15-Min Avg Concentration (ug/m^3)	
8:41	17.5	16.2	8:41	33.8	34.9	-
8:42	15.5	16.1	8:42	34.0	34.9	-
8:43	17.0	16.0	8:43	34.5	34.8	-
8:44	17.0	16.0	8:44	35.5	34.8	-
8:45	17.5	16.1	8:45	35.0	34.7	-
8:46	18.8	16.3	8:46	35.0	34.7	-
8:47	18.5	16.5	8:47	35.8	34.8	-
8:48	18.0	16.6	8:48	36.8	34.8	-
8:49	19.8	17.0	8:49	38.8	35.0	-
8:50	19.5	17.3	8:50	38.5	35.4	-
8:51	19.5	17.5	8:51	39.3	35.7	-
8:52	22.5	18.0	8:52	38.5	35.9	-
8:53	20.3	18.3	8:53	39.8	36.3	-
8:54	20.3	18.6	8:54	39.0	36.6	-
8:55	212.5	31.6	8:55	38.8	36.9	-
8:56	29.8	32.4	8:56	39.0	37.2	-
8:57	20.0	32.7	8:57	39.3	37.6	-
8:58	20.5	33.0	8:58	40.8	38.0	-
8:59	21.0	33.2	8:59	41.0	38.3	-
9:00	21.0	33.5	9:00	46.3	39.1	-
9:01	20.5	33.6	9:01	86.5	42.5	-
9:02	22.0	33.8	9:02	45.3	43.2	-
9:03	24.5	34.2	9:03	41.8	43.5	-
9:04	19.5	34.2	9:04	41.3	43.7	-
9:05	20.8	34.3	9:05	43.5	44.0	-
9:06	19.8	34.3	9:06	44.3	44.3	-
9:07	16.8	33.9	9:07	46.0	44.8	-
9:08	20.8	34.0	9:08	46.0	45.2	-
9:09	26.0	34.4	9:09	51.0	46.0	-
9:10	106.5	27.3	9:10	58.5	47.4	-
9:11	107.8	32.5	9:11	42.0	47.6	-
9:12	29.0	33.1	9:12	46.3	48.0	-
9:13	32.8	33.9	9:13	38.0	47.8	-
9:14	19.0	33.8	9:14	43.5	48.0	-
9:15	19.8	33.7	9:15	41.3	47.7	-
9:16	15.5	33.4	9:16	36.0	44.3	-
9:17	15.3	32.9	9:17	35.3	43.6	-
9:18	20.8	32.7	9:18	35.5	43.2	-
9:19	21.0	32.8	9:19	41.8	43.3	-
9:20	23.0	32.9	9:20	40.3	43.0	-
9:21	23.5	33.2	9:21	35.3	42.4	-
9:22	12.8	32.9	9:22	34.5	41.7	-
9:23	13.0	32.4	9:23	34.3	40.9	-
9:24	12.3	31.5	9:24	34.3	39.8	-
9:25	13.0	25.2	9:25	35.3	38.2	-
9:26	12.0	18.8	9:26	38.5	38.0	-
9:27	12.3	17.7	9:27	35.3	37.3	-
9:28	10.8	16.3	9:28	34.3	37.0	-

Grand Union Bowling Alley Site
BCP #360222
150 Westchester Avenue, Port Chester
December 31, 2024

PARTICULATE DATA						
Upwind			Downwind			Exceeds Particulate Alarm Limit
Time	Concentration (ug/m^3)	15-Min Avg Concentration (ug/m^3)	Time	Concentration (ug/m^3)	15-Min Avg Concentration (ug/m^3)	
9:29	13.0	15.9	9:29	35.0	36.4	-
9:30	14.8	15.5	9:30	37.0	36.2	-
9:31	13.8	15.4	9:31	42.5	36.6	-
9:32	12.5	15.2	9:32	38.0	36.8	-
9:33	13.3	14.7	9:33	36.8	36.9	-
9:34	13.8	14.2	9:34	36.3	36.5	-
9:35	11.8	13.5	9:35	33.8	36.1	-
9:36	17.0	13.1	9:36	34.3	36.0	-
9:37	14.5	13.2	9:37	34.5	36.0	-
9:38	16.5	13.4	9:38	33.5	35.9	-
9:39	13.0	13.5	9:39	33.5	35.9	-
9:40	15.8	13.6	9:40	34.8	35.9	-
9:41	18.3	14.1	9:41	36.0	35.7	-
9:42	12.0	14.0	9:42	39.0	35.9	-
9:43	15.0	14.3	9:43	36.3	36.1	-
9:44	11.5	14.2	9:44	36.5	36.2	-
9:45	13.0	14.1	9:45	37.8	36.2	-
9:46	13.0	14.1	9:46	37.8	35.9	-
9:47	12.0	14.0	9:47	36.8	35.8	-
9:48	11.3	13.9	9:48	38.3	35.9	-
9:49	17.4	14.1	9:49	35.5	35.9	-
9:50	14.2	14.3	9:50	40.5	36.3	-
9:51	12.2	14.0	9:51	40.8	36.8	-
9:52	13.2	13.9	9:52	39.0	37.1	-
9:53	12.4	13.6	9:53	50.0	38.2	-
9:54	11.0	13.5	9:54	61.0	40.0	-
9:55	10.2	13.1	9:55	41.5	40.4	-
9:56	12.2	12.7	9:56	41.8	40.8	-
9:57	12.4	12.7	9:57	43.0	41.1	-
9:58	11.6	12.5	9:58	39.0	41.3	-
9:59	11.4	12.5	9:59	39.0	41.4	-
10:00	11.6	12.4	10:00	37.8	41.4	-
10:01	11.8	12.3	10:01	37.8	41.4	-
10:02	12.0	12.3	10:02	38.3	41.5	-
10:03	11.4	12.3	10:03	39.8	41.6	-
10:04	11.0	11.9	10:04	40.8	42.0	-
10:05	13.8	11.9	10:05	42.8	42.1	-
10:06	15.6	12.1	10:06	45.0	42.4	-
10:07	17.4	12.4	10:07	46.5	42.9	-
10:08	16.8	12.7	10:08	45.5	42.6	-
10:09	16.4	13.0	10:09	44.0	41.5	-
10:10	17.6	13.5	10:10	44.8	41.7	-
10:11	16.6	13.8	10:11	60.0	42.9	-
10:12	17.8	14.2	10:12	44.8	43.0	-
10:13	19.0	14.7	10:13	45.3	43.5	-
10:14	21.6	15.4	10:14	45.0	43.9	-
10:15	17.8	15.8	10:15	45.5	44.4	-
10:16	16.6	16.1	10:16	45.8	44.9	-

Grand Union Bowling Alley Site
BCP #360222
150 Westchester Avenue, Port Chester
December 31, 2024

PARTICULATE DATA						
Upwind			Downwind			Exceeds Particulate Alarm Limit
Time	Concentration (ug/m^3)	15-Min Avg Concentration (ug/m^3)	Time	Concentration (ug/m^3)	15-Min Avg Concentration (ug/m^3)	
10:17	16.6	16.4	10:17	46.0	45.4	-
10:18	17.4	16.8	10:18	45.0	45.8	-
10:19	15.2	17.1	10:19	48.0	46.3	-
10:20	14.6	17.1	10:20	45.0	46.4	-
10:21	15.0	17.1	10:21	45.8	46.5	-
10:22	14.6	16.9	10:22	47.0	46.5	-
10:23	17.2	16.9	10:23	45.5	46.5	-
10:24	14.8	16.8	10:24	44.5	46.5	-
10:25	14.6	16.6	10:25	45.8	46.6	-
10:26	15.2	16.5	10:26	44.8	45.6	-
10:27	14.6	16.3	10:27	44.5	45.6	-
10:28	14.0	16.0	10:28	45.0	45.5	-
10:29	13.6	15.5	10:29	45.3	45.6	-
10:30	13.2	15.1	10:30	48.5	45.8	-
10:31	14.8	15.0	10:31	45.8	45.8	-
10:32	14.4	14.9	10:32	46.8	45.8	-
10:33	15.4	14.7	10:33	48.3	46.0	-
10:34	15.4	14.8	10:34	47.8	46.0	-
10:35	14.8	14.8	10:35	48.0	46.2	-
10:36	14.8	14.8	10:36	49.5	46.5	-
10:37	14.6	14.8	10:37	48.3	46.5	-
10:38	15.2	14.6	10:38	47.8	46.7	-
10:39	13.8	14.6	10:39	47.8	46.9	-
10:40	71.2	18.3	10:40	49.3	47.1	-
10:41	48.0	20.5	10:41	47.3	47.3	-
10:42	60.0	23.5	10:42	50.8	47.7	-
10:43	31.4	24.7	10:43	52.5	48.2	-
10:44	48.6	27.0	10:44	50.5	48.6	-
10:45	42.8	29.0	10:45	49.3	48.6	-
10:46	47.6	31.2	10:46	48.3	48.8	-
10:47	41.4	33.0	10:47	50.3	49.0	-
10:48	56.6	35.7	10:48	51.0	49.2	-
10:49	40.8	37.4	10:49	48.0	49.2	-
10:50	58.0	40.3	10:50	48.5	49.3	-
10:51	55.6	43.0	10:51	49.5	49.3	-
10:52	33.6	44.3	10:52	49.0	49.3	-
10:53	34.8	45.6	10:53	48.5	49.4	-
10:54	32.6	46.9	10:54	49.8	49.5	-
10:55	17.8	43.3	10:55	50.3	49.6	-
10:56	16.0	41.2	10:56	50.0	49.7	-
10:57	16.6	38.3	10:57	50.0	49.7	-
10:58	21.6	37.6	10:58	50.8	49.6	-
10:59	46.6	37.5	10:59	49.5	49.5	-
11:00	38.8	37.2	11:00	50.5	49.6	-
11:01	42.0	36.9	11:01	52.0	49.8	-
11:02	32.0	36.2	11:02	51.3	49.9	-
11:03	30.4	34.5	11:03	51.0	49.9	-
11:04	39.0	34.4	11:04	62.8	50.9	-

Grand Union Bowling Alley Site
BCP #360222
150 Westchester Avenue, Port Chester
December 31, 2024

PARTICULATE DATA						
Upwind			Downwind			Exceeds Particulate Alarm Limit
Time	Concentration (ug/m^3)	15-Min Avg Concentration (ug/m^3)	Time	Concentration (ug/m^3)	15-Min Avg Concentration (ug/m^3)	
11:05	50.2	33.8	11:05	65.3	52.0	-
11:06	42.8	33.0	11:06	49.0	52.0	-
11:07	57.4	34.6	11:07	50.0	52.0	-
11:08	37.6	34.8	11:08	50.0	52.1	-
11:09	27.6	34.4	11:09	51.8	52.3	-
11:10	50.0	36.6	11:10	34.0	51.2	-
11:11	51.0	38.9	11:11	39.4	50.5	-
11:12	51.5	41.2	11:12	23.0	48.7	-
11:13	54.5	43.4	11:13	48.6	48.5	-
11:14	52.8	43.8	11:14	39.8	47.9	-
11:15	50.8	44.6	11:15	41.2	47.3	-
11:16	50.3	45.2	11:16	36.0	46.2	-
11:17	53.5	46.6	11:17	29.0	44.7	-
11:18	52.0	48.1	11:18	26.8	43.1	-
11:19	52.5	49.0	11:19	37.0	41.4	-
11:20	56.8	49.4	11:20	63.8	41.3	-
11:21	54.3	50.2	11:21	55.2	41.7	-
11:22	56.0	50.1	11:22	27.8	40.2	-
11:23	53.3	51.1	11:23	27.5	38.7	-
11:24	54.3	52.9	11:24	56.3	39.0	-
11:25	51.3	53.0	11:25	58.0	40.6	-
11:26	52.3	53.1	11:26	37.5	40.5	-
11:27	53.3	53.2	11:27	21.0	40.4	-
11:28	52.0	53.0	11:28	17.0	38.3	-
11:29	52.8	53.0	11:29	22.8	37.1	-
11:30	51.8	53.1	11:30	28.3	36.3	-
11:31	52.5	53.2	11:31	19.0	35.1	-
11:32	54.0	53.3	11:32	29.3	35.1	-
11:33	51.8	53.2	11:33	37.3	35.8	-
11:34	50.8	53.1	11:34	33.3	35.6	-
11:35	50.8	52.7	11:35	19.8	32.6	-
11:36	50.8	52.5	11:36	19.8	30.3	-
11:37	53.3	52.3	11:37	24.8	30.1	-
11:38	56.5	52.5	11:38	31.3	30.3	-
11:39	54.3	52.5	11:39	46.5	29.7	-
11:40	56.0	52.8	11:40	36.5	28.3	-
11:41	53.3	52.9	11:41	50.3	29.1	-
11:42	53.3	52.9	11:42	95.8	34.1	-
11:43	54.8	53.1	11:43	108.8	40.2	-
11:44	59.0	53.5	11:44	22.0	40.2	-
11:45	54.0	53.7	11:45	48.3	41.5	-
11:46	69.8	54.8	11:46	16.5	41.3	-
11:47	51.8	54.7	11:47	18.8	40.6	-
11:48	60.3	55.2	11:48	17.3	39.3	-
11:49	58.3	55.7	11:49	23.8	38.7	-
11:50	61.0	56.4	11:50	30.5	39.4	-
11:51	53.0	56.6	11:51	44.5	41.0	-
11:52	56.5	56.8	11:52	37.0	41.8	-

Grand Union Bowling Alley Site
BCP #360222
150 Westchester Avenue, Port Chester
December 31, 2024

PARTICULATE DATA						
Upwind			Downwind			Exceeds Particulate Alarm Limit
Time	Concentration (ug/m^3)	15-Min Avg Concentration (ug/m^3)	Time	Concentration (ug/m^3)	15-Min Avg Concentration (ug/m^3)	
11:53	52.8	56.5	11:53	33.0	42.0	-
11:54	53.0	56.4	11:54	39.3	41.5	-
11:55	55.5	56.4	11:55	30.3	41.1	-
11:56	57.8	56.7	11:56	28.8	39.6	-
11:57	56.3	56.9	11:57	30.0	35.2	-
11:58	52.5	56.8	11:58	46.8	31.1	-
11:59	54.0	56.4	11:59	44.5	32.6	-
12:00	64.0	57.1	12:00	67.3	33.9	-
12:01	53.8	56.0	12:01	34.8	35.1	-
12:02	52.0	56.0	12:02	26.5	35.6	-
12:03	51.5	55.5	12:03	18.8	35.7	-
12:04	52.5	55.1	12:04	31.5	36.2	-
12:05	53.3	54.6	12:05	17.3	35.3	-
12:06	89.8	57.0	12:06	37.3	34.9	-
12:07	111.5	60.7	12:07	19.5	33.7	-
12:08	53.8	60.7	12:08	16.3	32.6	-
12:09	54.0	60.8	12:09	14.8	30.9	-
12:10	55.0	60.8	12:10	15.8	30.0	-
12:11	57.0	60.7	12:11	14.5	29.0	-
12:12	52.3	60.5	12:12	13.0	27.9	-
12:13	53.3	60.5	12:13	13.5	25.7	-
12:14	50.0	60.2	12:14	12.8	23.6	-
12:15	50.3	59.3	12:15	12.5	19.9	-
12:16	49.3	59.0	12:16	110.0	24.9	-
12:17	48.5	58.8	12:17	13.0	24.0	-
12:18	49.0	58.6	12:18	12.0	23.6	-
12:19	49.5	58.4	12:19	51.3	24.9	-
12:20	49.0	58.1	12:20	20.3	25.1	-
12:21	49.3	55.4	12:21	12.5	23.4	-
12:22	49.3	51.3	12:22	12.8	23.0	-
12:23	50.8	51.1	12:23	13.3	22.8	-
12:24	50.5	50.9	12:24	12.8	22.7	-
12:25	50.0	50.5	12:25	12.0	22.4	-
12:26	49.5	50.0	12:26	12.3	22.3	-
12:27	50.0	49.9	12:27	12.8	22.2	-
12:28	50.8	49.7	12:28	12.5	22.2	-
12:29	49.8	49.7	12:29	17.3	22.5	-
12:30	51.3	49.8	12:30	11.8	22.4	-
12:31	56.3	50.2	12:31	12.3	15.9	-
12:32	57.5	50.8	12:32	13.3	15.9	-
12:33	56.0	51.3	12:33	13.5	16.0	-
12:34	51.0	51.4	12:34	12.3	13.4	-
12:35	51.3	51.5	12:35	14.3	13.0	-
12:36	50.3	51.6	12:36	11.8	13.0	-
12:37	53.0	51.9	12:37	11.8	12.9	-
12:38	49.8	51.8	12:38	12.0	12.8	-
12:39	51.5	51.9	12:39	12.3	12.8	-
12:40	51.3	51.9	12:40	12.0	12.8	-

Grand Union Bowling Alley Site
BCP #360222
150 Westchester Avenue, Port Chester
December 31, 2024

PARTICULATE DATA						
Upwind			Downwind			Exceeds Particulate Alarm Limit
Time	Concentration (ug/m^3)	15-Min Avg Concentration (ug/m^3)	Time	Concentration (ug/m^3)	15-Min Avg Concentration (ug/m^3)	
12:41	54.3	52.3	12:41	12.8	12.8	-
12:42	51.5	52.4	12:42	11.5	12.7	-
12:43	58.3	52.9	12:43	11.3	12.7	-
12:44	51.0	52.9	12:44	12.0	12.3	-
12:45	50.3	52.9	12:45	11.3	12.3	-
12:46	51.3	52.5	12:46	12.8	12.3	-
12:47	51.5	52.1	12:47	12.5	12.3	-
12:48	50.5	51.8	12:48	17.5	12.5	-
12:49	49.8	51.7	12:49	13.5	12.6	-
12:50	50.3	51.6	12:50	13.0	12.5	-
12:51	50.3	51.6	12:51	16.8	12.9	-
12:52	51.8	51.5	12:52	38.0	14.6	-
12:53	50.3	51.6	12:53	16.3	14.9	-
12:54	52.0	51.6	12:54	13.3	15.0	-
12:55	50.3	51.5	12:55	15.3	15.2	-
12:56	51.5	51.4	12:56	12.5	15.2	-
12:57	51.5	51.4	12:57	13.5	15.3	-
12:58	50.8	50.9	12:58	13.3	15.4	-
12:59	52.0	50.9	12:59	13.8	15.5	-
13:00	52.3	51.1	13:00	14.0	15.7	-
13:01	52.0	51.1	13:01	12.5	15.7	-
13:02	52.0	51.1	13:02	11.8	15.7	-
13:03	51.5	51.2	13:03	14.0	15.4	-
13:04	52.8	51.4	13:04	12.5	15.4	-
13:05	52.5	51.6	13:05	12.5	15.3	-
13:06	53.5	51.8	13:06	12.5	15.0	-
13:07	56.0	52.1	13:07	12.0	13.3	-
13:08	66.3	53.1	13:08	12.5	13.1	-
13:09	55.3	53.3	13:09	13.5	13.1	-
13:10	56.3	53.7	13:10	12.3	12.9	-
13:11	53.8	53.9	13:11	11.3	12.8	-
13:12	53.8	54.0	13:12	11.5	12.7	-
13:13	56.0	54.4	13:13	11.8	12.6	-
13:14	51.8	54.4	13:14	12.5	12.5	-
13:15	55.0	54.6	13:15	12.3	12.4	-
13:16	52.0	54.6	13:16	14.3	12.5	-
13:17	57.0	54.9	13:17	11.8	12.5	-
13:18	58.5	55.4	13:18	11.5	12.3	-
13:19	52.3	55.3	13:19	12.3	12.3	-
13:20	52.3	55.3	13:20	13.8	12.4	-
13:21	53.8	55.3	13:21	12.8	12.4	-
13:22	52.0	55.1	13:22	12.8	12.4	-
13:23	54.3	54.3	13:23	12.5	12.4	-
13:24	54.0	54.2	13:24	13.0	12.4	-
13:25	54.8	54.1	13:25	13.0	12.5	-
13:26	55.3	54.2	13:26	13.0	12.6	-
13:27	55.0	54.3	13:27	14.5	12.8	-
13:28	56.8	54.3	13:28	15.3	13.0	-

Grand Union Bowling Alley Site
BCP #360222
150 Westchester Avenue, Port Chester
December 31, 2024

PARTICULATE DATA						
Upwind			Downwind			Exceeds Particulate Alarm Limit
Time	Concentration (ug/m^3)	15-Min Avg Concentration (ug/m^3)	Time	Concentration (ug/m^3)	15-Min Avg Concentration (ug/m^3)	
13:29	55.0	54.5	13:29	14.0	13.1	-
13:30	55.8	54.6	13:30	13.8	13.2	-

Grand Union Bowling Alley Site
BCP #360222
150 Westchester Avenue, Port Chester
December 31, 2024

Tuesday, December 31, 2024						
					Number of Instances Where Downwind VOCs Exceeds Upwind VOCs + 5 =	0
					Number of Comparable Data Points =	363
					Start Time:	7:11
					End Time:	13:30
PID DATA						
Upwind			Downwind			
Time	Concentration (ppm)	15-Min Avg Concentration (ppm)	Time	Concentration (ppm)	15-Min Avg Concentration (ppm)	Exceeds VOC Alarm Limit
7:11	0.0	-	7:11	-	-	-
7:12	0.0	-	7:12	-	-	-
7:13	0.0	-	7:13	0.0	-	-
7:14	0.0	-	7:14	0.0	-	-
7:15	0.0	-	7:15	0.0	-	-
7:16	0.0	-	7:16	0.0	-	-
7:17	0.0	-	7:17	0.0	-	-
7:18	0.0	-	7:18	0.0	-	-
7:19	0.0	-	7:19	0.0	-	-
7:20	0.0	-	7:20	0.0	-	-
7:21	0.0	-	7:21	0.0	-	-
7:22	0.0	-	7:22	0.0	-	-
7:23	0.0	-	7:23	0.0	-	-
7:24	0.0	-	7:24	0.0	-	-
7:25	0.0	-	7:25	0.0	-	-
7:26	0.0	0.0	7:26	0.0	-	-
7:27	0.0	0.0	7:27	0.0	-	-
7:28	0.0	0.0	7:28	0.0	0.0	-
7:29	0.0	0.0	7:29	0.0	0.0	-
7:30	0.0	0.0	7:30	0.0	0.0	-
7:31	0.0	0.0	7:31	0.0	0.0	-
7:32	0.0	0.0	7:32	0.0	0.0	-
7:33	0.0	0.0	7:33	0.0	0.0	-
7:34	0.0	0.0	7:34	0.0	0.0	-
7:35	0.0	0.0	7:35	0.0	0.0	-
7:36	0.0	0.0	7:36	0.0	0.0	-
7:37	0.0	0.0	7:37	0.0	0.0	-
7:38	0.0	0.0	7:38	0.0	0.0	-
7:39	0.0	0.0	7:39	0.0	0.0	-
7:40	0.0	0.0	7:40	0.0	0.0	-
7:41	0.0	0.0	7:41	0.0	0.0	-
7:42	0.0	0.0	7:42	0.0	0.0	-
7:43	0.0	0.0	7:43	0.0	0.0	-
7:44	0.0	0.0	7:44	0.0	0.0	-
7:45	0.0	0.0	7:45	0.0	0.0	-
7:46	0.0	0.0	7:46	0.0	0.0	-
7:47	0.0	0.0	7:47	0.0	0.0	-
7:48	0.0	0.0	7:48	0.0	0.0	-
7:49	0.0	0.0	7:49	0.0	0.0	-
7:50	0.0	0.0	7:50	0.0	0.0	-
7:51	0.0	0.0	7:51	0.0	0.0	-
7:52	0.0	0.0	7:52	0.0	0.0	-

Grand Union Bowling Alley Site
BCP #360222
150 Westchester Avenue, Port Chester
December 31, 2024

PID DATA						
Upwind			Downwind			
Time	Concentration (ppm)	15-Min Avg Concentration (ppm)	Time	Concentration (ppm)	15-Min Avg Concentration (ppm)	Exceeds VOC Alarm Limit
7:53	0.0	0.0	7:53	0.0	0.0	-
7:54	0.0	0.0	7:54	0.0	0.0	-
7:55	0.0	0.0	7:55	0.0	0.0	-
7:56	0.0	0.0	7:56	0.0	0.0	-
7:57	0.0	0.0	7:57	0.0	0.0	-
7:58	0.0	0.0	7:58	0.0	0.0	-
7:59	0.0	0.0	7:59	0.0	0.0	-
8:00	0.0	0.0	8:00	0.0	0.0	-
8:01	0.0	0.0	8:01	0.0	0.0	-
8:02	0.0	0.0	8:02	0.0	0.0	-
8:03	0.0	0.0	8:03	0.0	0.0	-
8:04	0.0	0.0	8:04	0.0	0.0	-
8:05	0.0	0.0	8:05	0.0	0.0	-
8:06	0.0	0.0	8:06	0.0	0.0	-
8:07	0.0	0.0	8:07	0.0	0.0	-
8:08	0.0	0.0	8:08	0.0	0.0	-
8:09	0.0	0.0	8:09	0.0	0.0	-
8:10	0.0	0.0	8:10	0.0	0.0	-
8:11	0.0	0.0	8:11	0.0	0.0	-
8:12	0.0	0.0	8:12	0.0	0.0	-
8:13	0.0	0.0	8:13	0.0	0.0	-
8:14	0.0	0.0	8:14	0.0	0.0	-
8:15	0.0	0.0	8:15	0.0	0.0	-
8:16	0.0	0.0	8:16	0.0	0.0	-
8:17	0.0	0.0	8:17	0.0	0.0	-
8:18	0.0	0.0	8:18	0.0	0.0	-
8:19	0.0	0.0	8:19	0.0	0.0	-
8:20	0.0	0.0	8:20	0.0	0.0	-
8:21	0.0	0.0	8:21	0.0	0.0	-
8:22	0.0	0.0	8:22	0.0	0.0	-
8:23	0.0	0.0	8:23	0.0	0.0	-
8:24	0.0	0.0	8:24	0.0	0.0	-
8:25	0.0	0.0	8:25	0.0	0.0	-
8:26	0.0	0.0	8:26	0.0	0.0	-
8:27	0.0	0.0	8:27	0.0	0.0	-
8:28	0.0	0.0	8:28	0.0	0.0	-
8:29	0.0	0.0	8:29	0.0	0.0	-
8:30	0.0	0.0	8:30	0.0	0.0	-
8:31	0.0	0.0	8:31	0.0	0.0	-
8:32	0.0	0.0	8:32	0.0	0.0	-
8:33	0.0	0.0	8:33	0.0	0.0	-
8:34	0.0	0.0	8:34	0.0	0.0	-
8:35	0.0	0.0	8:35	0.0	0.0	-
8:36	0.0	0.0	8:36	0.0	0.0	-
8:37	0.0	0.0	8:37	0.0	0.0	-
8:38	0.0	0.0	8:38	0.0	0.0	-
8:39	0.0	0.0	8:39	0.0	0.0	-
8:40	0.0	0.0	8:40	0.0	0.0	-

Grand Union Bowling Alley Site
BCP #360222
150 Westchester Avenue, Port Chester
December 31, 2024

PID DATA						
Upwind			Downwind			
Time	Concentration (ppm)	15-Min Avg Concentration (ppm)	Time	Concentration (ppm)	15-Min Avg Concentration (ppm)	Exceeds VOC Alarm Limit
8:41	0.0	0.0	8:41	0.0	0.0	-
8:42	0.0	0.0	8:42	0.0	0.0	-
8:43	0.0	0.0	8:43	0.0	0.0	-
8:44	0.0	0.0	8:44	0.0	0.0	-
8:45	0.0	0.0	8:45	0.0	0.0	-
8:46	0.0	0.0	8:46	0.0	0.0	-
8:47	0.0	0.0	8:47	0.0	0.0	-
8:48	0.0	0.0	8:48	0.0	0.0	-
8:49	0.0	0.0	8:49	0.0	0.0	-
8:50	0.0	0.0	8:50	0.0	0.0	-
8:51	0.0	0.0	8:51	0.0	0.0	-
8:52	0.0	0.0	8:52	0.0	0.0	-
8:53	0.0	0.0	8:53	0.0	0.0	-
8:54	0.0	0.0	8:54	0.0	0.0	-
8:55	0.0	0.0	8:55	0.0	0.0	-
8:56	0.0	0.0	8:56	0.0	0.0	-
8:57	0.0	0.0	8:57	0.0	0.0	-
8:58	0.0	0.0	8:58	0.0	0.0	-
8:59	0.0	0.0	8:59	0.0	0.0	-
9:00	0.0	0.0	9:00	0.0	0.0	-
9:01	0.0	0.0	9:01	0.0	0.0	-
9:02	0.0	0.0	9:02	0.0	0.0	-
9:03	0.0	0.0	9:03	0.0	0.0	-
9:04	0.0	0.0	9:04	0.0	0.0	-
9:05	0.0	0.0	9:05	0.0	0.0	-
9:06	0.0	0.0	9:06	0.0	0.0	-
9:07	0.0	0.0	9:07	0.0	0.0	-
9:08	0.0	0.0	9:08	0.0	0.0	-
9:09	0.0	0.0	9:09	0.0	0.0	-
9:10	0.0	0.0	9:10	0.0	0.0	-
9:11	0.0	0.0	9:11	0.0	0.0	-
9:12	0.0	0.0	9:12	0.0	0.0	-
9:13	0.0	0.0	9:13	0.0	0.0	-
9:14	0.0	0.0	9:14	0.0	0.0	-
9:15	0.0	0.0	9:15	0.0	0.0	-
9:16	0.0	0.0	9:16	0.0	0.0	-
9:17	0.0	0.0	9:17	0.0	0.0	-
9:18	0.0	0.0	9:18	0.0	0.0	-
9:19	0.0	0.0	9:19	0.0	0.0	-
9:20	0.0	0.0	9:20	0.0	0.0	-
9:21	0.0	0.0	9:21	0.0	0.0	-
9:22	0.0	0.0	9:22	0.0	0.0	-
9:23	0.0	0.0	9:23	0.0	0.0	-
9:24	0.0	0.0	9:24	0.0	0.0	-
9:25	0.0	0.0	9:25	0.0	0.0	-
9:26	0.0	0.0	9:26	0.0	0.0	-
9:27	0.0	0.0	9:27	0.0	0.0	-
9:28	0.0	0.0	9:28	0.0	0.0	-

Grand Union Bowling Alley Site
BCP #360222
150 Westchester Avenue, Port Chester
December 31, 2024

PID DATA						
Upwind			Downwind			
Time	Concentration (ppm)	15-Min Avg Concentration (ppm)	Time	Concentration (ppm)	15-Min Avg Concentration (ppm)	Exceeds VOC Alarm Limit
9:29	0.0	0.0	9:29	0.0	0.0	-
9:30	0.0	0.0	9:30	0.0	0.0	-
9:31	0.0	0.0	9:31	0.0	0.0	-
9:32	0.0	0.0	9:32	0.0	0.0	-
9:33	0.0	0.0	9:33	0.0	0.0	-
9:34	0.0	0.0	9:34	0.0	0.0	-
9:35	0.0	0.0	9:35	0.0	0.0	-
9:36	0.0	0.0	9:36	0.0	0.0	-
9:37	0.0	0.0	9:37	0.0	0.0	-
9:38	0.0	0.0	9:38	0.0	0.0	-
9:39	0.0	0.0	9:39	0.0	0.0	-
9:40	0.0	0.0	9:40	0.0	0.0	-
9:41	0.0	0.0	9:41	0.0	0.0	-
9:42	0.0	0.0	9:42	0.0	0.0	-
9:43	0.0	0.0	9:43	0.0	0.0	-
9:44	0.0	0.0	9:44	0.0	0.0	-
9:45	0.0	0.0	9:45	0.0	0.0	-
9:46	0.0	0.0	9:46	0.0	0.0	-
9:47	0.0	0.0	9:47	0.0	0.0	-
9:48	0.0	0.0	9:48	0.0	0.0	-
9:49	0.0	0.0	9:49	0.0	0.0	-
9:50	0.0	0.0	9:50	0.0	0.0	-
9:51	0.0	0.0	9:51	0.0	0.0	-
9:52	0.0	0.0	9:52	0.0	0.0	-
9:53	0.0	0.0	9:53	0.0	0.0	-
9:54	0.0	0.0	9:54	0.0	0.0	-
9:55	0.0	0.0	9:55	0.0	0.0	-
9:56	0.0	0.0	9:56	0.0	0.0	-
9:57	0.0	0.0	9:57	0.0	0.0	-
9:58	0.0	0.0	9:58	0.0	0.0	-
9:59	0.0	0.0	9:59	0.0	0.0	-
10:00	0.0	0.0	10:00	0.0	0.0	-
10:01	0.0	0.0	10:01	0.0	0.0	-
10:02	0.0	0.0	10:02	0.0	0.0	-
10:03	0.0	0.0	10:03	0.0	0.0	-
10:04	0.0	0.0	10:04	0.0	0.0	-
10:05	0.0	0.0	10:05	0.0	0.0	-
10:06	0.0	0.0	10:06	0.0	0.0	-
10:07	0.0	0.0	10:07	0.0	0.0	-
10:08	0.0	0.0	10:08	0.0	0.0	-
10:09	0.0	0.0	10:09	0.0	0.0	-
10:10	0.0	0.0	10:10	0.0	0.0	-
10:11	0.0	0.0	10:11	0.0	0.0	-
10:12	0.0	0.0	10:12	0.0	0.0	-
10:13	0.0	0.0	10:13	0.0	0.0	-
10:14	0.0	0.0	10:14	0.0	0.0	-
10:15	0.0	0.0	10:15	0.0	0.0	-
10:16	0.0	0.0	10:16	0.0	0.0	-

Grand Union Bowling Alley Site
BCP #360222
150 Westchester Avenue, Port Chester
December 31, 2024

PID DATA						
Upwind			Downwind			
Time	Concentration (ppm)	15-Min Avg Concentration (ppm)	Time	Concentration (ppm)	15-Min Avg Concentration (ppm)	Exceeds VOC Alarm Limit
10:17	0.0	0.0	10:17	0.0	0.0	-
10:18	0.0	0.0	10:18	0.0	0.0	-
10:19	0.0	0.0	10:19	0.0	0.0	-
10:20	0.0	0.0	10:20	0.0	0.0	-
10:21	0.0	0.0	10:21	0.0	0.0	-
10:22	0.0	0.0	10:22	0.0	0.0	-
10:23	0.0	0.0	10:23	0.0	0.0	-
10:24	0.0	0.0	10:24	0.0	0.0	-
10:25	0.0	0.0	10:25	0.0	0.0	-
10:26	0.0	0.0	10:26	0.0	0.0	-
10:27	0.0	0.0	10:27	0.0	0.0	-
10:28	0.0	0.0	10:28	0.0	0.0	-
10:29	0.0	0.0	10:29	0.0	0.0	-
10:30	0.0	0.0	10:30	0.0	0.0	-
10:31	0.0	0.0	10:31	0.0	0.0	-
10:32	0.0	0.0	10:32	0.0	0.0	-
10:33	0.0	0.0	10:33	0.0	0.0	-
10:34	0.0	0.0	10:34	0.0	0.0	-
10:35	0.0	0.0	10:35	0.0	0.0	-
10:36	0.0	0.0	10:36	0.0	0.0	-
10:37	0.0	0.0	10:37	0.0	0.0	-
10:38	0.0	0.0	10:38	0.0	0.0	-
10:39	0.0	0.0	10:39	0.0	0.0	-
10:40	0.0	0.0	10:40	0.0	0.0	-
10:41	0.0	0.0	10:41	0.0	0.0	-
10:42	0.0	0.0	10:42	0.0	0.0	-
10:43	0.0	0.0	10:43	0.0	0.0	-
10:44	0.0	0.0	10:44	0.0	0.0	-
10:45	0.0	0.0	10:45	0.0	0.0	-
10:46	0.0	0.0	10:46	0.0	0.0	-
10:47	0.0	0.0	10:47	0.0	0.0	-
10:48	0.0	0.0	10:48	0.0	0.0	-
10:49	0.0	0.0	10:49	0.0	0.0	-
10:50	0.0	0.0	10:50	0.0	0.0	-
10:51	0.0	0.0	10:51	0.0	0.0	-
10:52	0.0	0.0	10:52	0.0	0.0	-
10:53	0.0	0.0	10:53	0.0	0.0	-
10:54	0.0	0.0	10:54	0.0	0.0	-
10:55	0.0	0.0	10:55	0.0	0.0	-
10:56	0.0	0.0	10:56	0.0	0.0	-
10:57	0.0	0.0	10:57	0.0	0.0	-
10:58	0.0	0.0	10:58	0.0	0.0	-
10:59	0.0	0.0	10:59	0.0	0.0	-
11:00	0.0	0.0	11:00	0.0	0.0	-
11:01	0.0	0.0	11:01	0.0	0.0	-
11:02	0.0	0.0	11:02	0.0	0.0	-
11:03	0.0	0.0	11:03	0.0	0.0	-
11:04	0.0	0.0	11:04	0.0	0.0	-

Grand Union Bowling Alley Site
BCP #360222
150 Westchester Avenue, Port Chester
December 31, 2024

PID DATA						
Upwind			Downwind			
Time	Concentration (ppm)	15-Min Avg Concentration (ppm)	Time	Concentration (ppm)	15-Min Avg Concentration (ppm)	Exceeds VOC Alarm Limit
11:05	0.0	0.0	11:05	0.0	0.0	-
11:06	0.0	0.0	11:06	0.0	0.0	-
11:07	0.0	0.0	11:07	0.0	0.0	-
11:08	0.0	0.0	11:08	0.0	0.0	-
11:09	0.0	0.0	11:09	0.0	0.0	-
11:10	0.0	0.0	11:10	0.0	0.0	-
11:11	0.0	0.0	11:11	0.0	0.0	-
11:12	0.0	0.0	11:12	0.0	0.0	-
11:13	0.0	0.0	11:13	0.0	0.0	-
11:14	0.0	0.0	11:14	0.0	0.0	-
11:15	0.0	0.0	11:15	0.0	0.0	-
11:16	0.0	0.0	11:16	0.0	0.0	-
11:17	0.0	0.0	11:17	0.0	0.0	-
11:18	0.0	0.0	11:18	0.0	0.0	-
11:19	0.0	0.0	11:19	0.0	0.0	-
11:20	0.0	0.0	11:20	0.0	0.0	-
11:21	0.0	0.0	11:21	0.0	0.0	-
11:22	0.0	0.0	11:22	0.0	0.0	-
11:23	0.0	0.0	11:23	0.0	0.0	-
11:24	0.0	0.0	11:24	0.0	0.0	-
11:25	0.0	0.0	11:25	0.0	0.0	-
11:26	0.0	0.0	11:26	0.0	0.0	-
11:27	0.0	0.0	11:27	0.0	0.0	-
11:28	0.0	0.0	11:28	0.0	0.0	-
11:29	0.0	0.0	11:29	0.0	0.0	-
11:30	0.0	0.0	11:30	0.0	0.0	-
11:31	0.0	0.0	11:31	0.0	0.0	-
11:32	0.0	0.0	11:32	0.0	0.0	-
11:33	0.0	0.0	11:33	0.0	0.0	-
11:34	0.0	0.0	11:34	0.0	0.0	-
11:35	0.0	0.0	11:35	0.0	0.0	-
11:36	0.0	0.0	11:36	0.0	0.0	-
11:37	0.0	0.0	11:37	0.0	0.0	-
11:38	0.0	0.0	11:38	0.0	0.0	-
11:39	0.0	0.0	11:39	0.0	0.0	-
11:40	0.0	0.0	11:40	0.0	0.0	-
11:41	0.0	0.0	11:41	0.0	0.0	-
11:42	0.0	0.0	11:42	0.0	0.0	-
11:43	0.0	0.0	11:43	0.0	0.0	-
11:44	0.0	0.0	11:44	0.0	0.0	-
11:45	0.0	0.0	11:45	0.0	0.0	-
11:46	0.0	0.0	11:46	0.0	0.0	-
11:47	0.0	0.0	11:47	0.0	0.0	-
11:48	0.0	0.0	11:48	0.0	0.0	-
11:49	0.0	0.0	11:49	0.0	0.0	-
11:50	0.0	0.0	11:50	0.0	0.0	-
11:51	0.0	0.0	11:51	0.0	0.0	-
11:52	0.0	0.0	11:52	0.0	0.0	-

Grand Union Bowling Alley Site
BCP #360222
150 Westchester Avenue, Port Chester
December 31, 2024

PID DATA						
Upwind			Downwind			
Time	Concentration (ppm)	15-Min Avg Concentration (ppm)	Time	Concentration (ppm)	15-Min Avg Concentration (ppm)	Exceeds VOC Alarm Limit
11:53	0.0	0.0	11:53	0.0	0.0	-
11:54	0.0	0.0	11:54	0.0	0.0	-
11:55	0.0	0.0	11:55	0.0	0.0	-
11:56	0.0	0.0	11:56	0.0	0.0	-
11:57	0.0	0.0	11:57	0.0	0.0	-
11:58	0.0	0.0	11:58	0.0	0.0	-
11:59	0.0	0.0	11:59	0.0	0.0	-
12:00	0.0	0.0	12:00	0.0	0.0	-
12:01	0.0	0.0	12:01	0.0	0.0	-
12:02	0.0	0.0	12:02	0.0	0.0	-
12:03	0.0	0.0	12:03	0.0	0.0	-
12:04	0.0	0.0	12:04	0.0	0.0	-
12:05	0.0	0.0	12:05	0.0	0.0	-
12:06	0.0	0.0	12:06	0.0	0.0	-
12:07	0.0	0.0	12:07	0.0	0.0	-
12:08	0.0	0.0	12:08	0.0	0.0	-
12:09	0.0	0.0	12:09	0.0	0.0	-
12:10	0.0	0.0	12:10	0.0	0.0	-
12:11	0.0	0.0	12:11	0.0	0.0	-
12:12	0.0	0.0	12:12	0.0	0.0	-
12:13	0.0	0.0	12:13	0.0	0.0	-
12:14	0.0	0.0	12:14	0.0	0.0	-
12:15	0.0	0.0	12:15	0.0	0.0	-
12:16	0.0	0.0	12:16	0.0	0.0	-
12:17	0.0	0.0	12:17	0.0	0.0	-
12:18	0.0	0.0	12:18	0.0	0.0	-
12:19	0.0	0.0	12:19	0.0	0.0	-
12:20	0.0	0.0	12:20	0.0	0.0	-
12:21	0.0	0.0	12:21	0.0	0.0	-
12:22	0.0	0.0	12:22	0.0	0.0	-
12:23	0.0	0.0	12:23	0.0	0.0	-
12:24	0.0	0.0	12:24	0.0	0.0	-
12:25	0.0	0.0	12:25	0.0	0.0	-
12:26	0.0	0.0	12:26	0.0	0.0	-
12:27	0.0	0.0	12:27	0.0	0.0	-
12:28	0.0	0.0	12:28	0.0	0.0	-
12:29	0.0	0.0	12:29	0.0	0.0	-
12:30	0.0	0.0	12:30	0.0	0.0	-
12:31	0.0	0.0	12:31	0.0	0.0	-
12:32	0.0	0.0	12:32	0.0	0.0	-
12:33	0.0	0.0	12:33	0.0	0.0	-
12:34	0.0	0.0	12:34	0.0	0.0	-
12:35	0.0	0.0	12:35	0.0	0.0	-
12:36	0.0	0.0	12:36	0.0	0.0	-
12:37	0.0	0.0	12:37	0.0	0.0	-
12:38	0.0	0.0	12:38	0.0	0.0	-
12:39	0.0	0.0	12:39	0.0	0.0	-
12:40	0.0	0.0	12:40	0.0	0.0	-

Grand Union Bowling Alley Site
BCP #360222
150 Westchester Avenue, Port Chester
December 31, 2024

PID DATA						
Upwind			Downwind			
Time	Concentration (ppm)	15-Min Avg Concentration (ppm)	Time	Concentration (ppm)	15-Min Avg Concentration (ppm)	Exceeds VOC Alarm Limit
12:41	0.0	0.0	12:41	0.0	0.0	-
12:42	0.0	0.0	12:42	0.0	0.0	-
12:43	0.0	0.0	12:43	0.0	0.0	-
12:44	0.0	0.0	12:44	0.0	0.0	-
12:45	0.0	0.0	12:45	0.0	0.0	-
12:46	0.0	0.0	12:46	0.0	0.0	-
12:47	0.0	0.0	12:47	0.0	0.0	-
12:48	0.0	0.0	12:48	0.0	0.0	-
12:49	0.0	0.0	12:49	0.0	0.0	-
12:50	0.0	0.0	12:50	0.0	0.0	-
12:51	0.0	0.0	12:51	0.0	0.0	-
12:52	0.0	0.0	12:52	0.0	0.0	-
12:53	0.0	0.0	12:53	0.0	0.0	-
12:54	0.0	0.0	12:54	0.0	0.0	-
12:55	0.0	0.0	12:55	0.0	0.0	-
12:56	0.0	0.0	12:56	0.0	0.0	-
12:57	0.0	0.0	12:57	0.0	0.0	-
12:58	0.0	0.0	12:58	0.0	0.0	-
12:59	0.0	0.0	12:59	0.0	0.0	-
13:00	0.0	0.0	13:00	0.0	0.0	-
13:01	0.0	0.0	13:01	0.0	0.0	-
13:02	0.0	0.0	13:02	0.0	0.0	-
13:03	0.0	0.0	13:03	0.0	0.0	-
13:04	0.0	0.0	13:04	0.0	0.0	-
13:05	0.0	0.0	13:05	0.0	0.0	-
13:06	0.0	0.0	13:06	0.0	0.0	-
13:07	0.0	0.0	13:07	0.0	0.0	-
13:08	0.0	0.0	13:08	0.0	0.0	-
13:09	0.0	0.0	13:09	0.0	0.0	-
13:10	0.0	0.0	13:10	0.0	0.0	-
13:11	0.0	0.0	13:11	0.0	0.0	-
13:12	0.0	0.0	13:12	0.0	0.0	-
13:13	0.0	0.0	13:13	0.0	0.0	-
13:14	0.0	0.0	13:14	0.0	0.0	-
13:15	0.0	0.0	13:15	0.0	0.0	-
13:16	0.0	0.0	13:16	0.0	0.0	-
13:17	0.0	0.0	13:17	0.0	0.0	-
13:18	0.0	0.0	13:18	0.0	0.0	-
13:19	0.0	0.0	13:19	0.0	0.0	-
13:20	0.0	0.0	13:20	0.0	0.0	-
13:21	0.0	0.0	13:21	0.0	0.0	-
13:22	0.0	0.0	13:22	0.0	0.0	-
13:23	0.0	0.0	13:23	0.0	0.0	-
13:24	0.0	0.0	13:24	0.0	0.0	-
13:25	0.0	0.0	13:25	0.0	0.0	-
13:26	0.0	0.0	13:26	0.0	0.0	-
13:27	0.0	0.0	13:27	0.0	0.0	-
13:28	0.0	0.0	13:28	0.0	0.0	-

Grand Union Bowling Alley Site
BCP #360222
150 Westchester Avenue, Port Chester
December 31, 2024

PID DATA						
Upwind			Downwind			Exceeds VOC Alarm Limit
Time	Concentration (ppm)	15-Min Avg Concentration (ppm)	Time	Concentration (ppm)	15-Min Avg Concentration (ppm)	
13:29	0.0	0.0	13:29	0.0	0.0	-
13:30	0.0	0.0	13:30	0.0	0.0	-

SESI CONSULTING ENGINEERS

959 US-46 Floor 3, Suite 300 - Parsippany-Troy Hills, NJ

DAILY AIR MONITORING REPORT
150 Westchester Avenue
Port Chester, New York

01/02/2025

Rev. No. 0	Page 1 of 2
Project Number: 11895A	
Dust Action Level	150 µg/m^3
VOC Action Level	5 ppm

Weather Data Range for Work Day		Wind Direction	W	Relative Humidity (%)	43.0 - 63.0	Daily Rain Total (in)	0.01	Readings in the summary table and graphs below are the reported downwind concentrations.
Temperature (°F)	39.0 - 43.0	Wind Speed (MPH)	6.8 - 12.6	Barometer (inHg)	29.80 - 29.90	Avg. Dew Point Temp (°F)	25.4	

Station Location	Daily Avg. Dust Concentration (µg/m^3)	Max 15-Min Dust Concentration (µg/m^3)	Time of Max Dust Reading	Daily Avg. VOC Concentration (ppm)	Max 15-Min VOC Concentration (ppm)	Time of Max VOC Reading
Upwind	9.6	32.3	10:48	0.0	0.0	9:24
Downwind	33.3	43.8	13:37	0.0	0.0	9:23

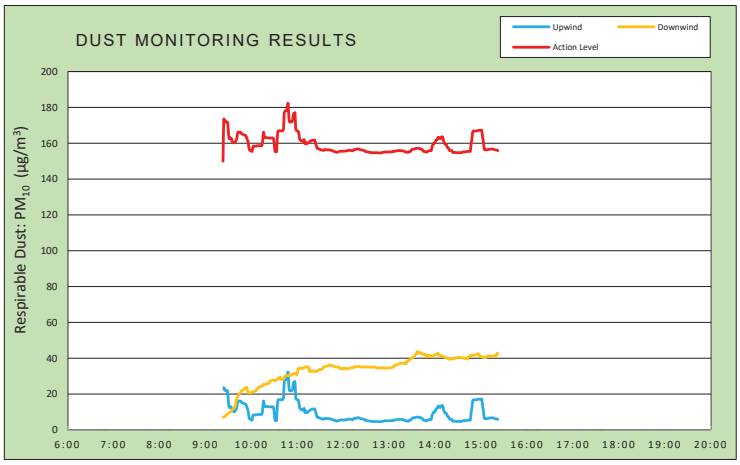

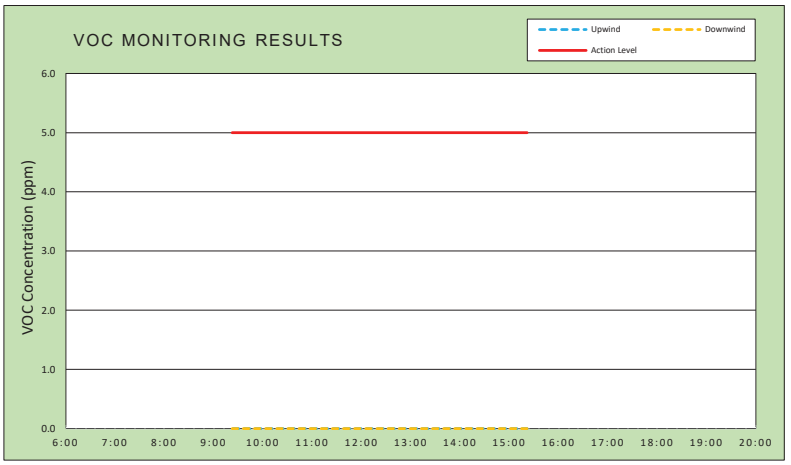

Air Monitoring Notes:

Weather Notes:

EMILCOTT
A Triumvirate Environmental Company

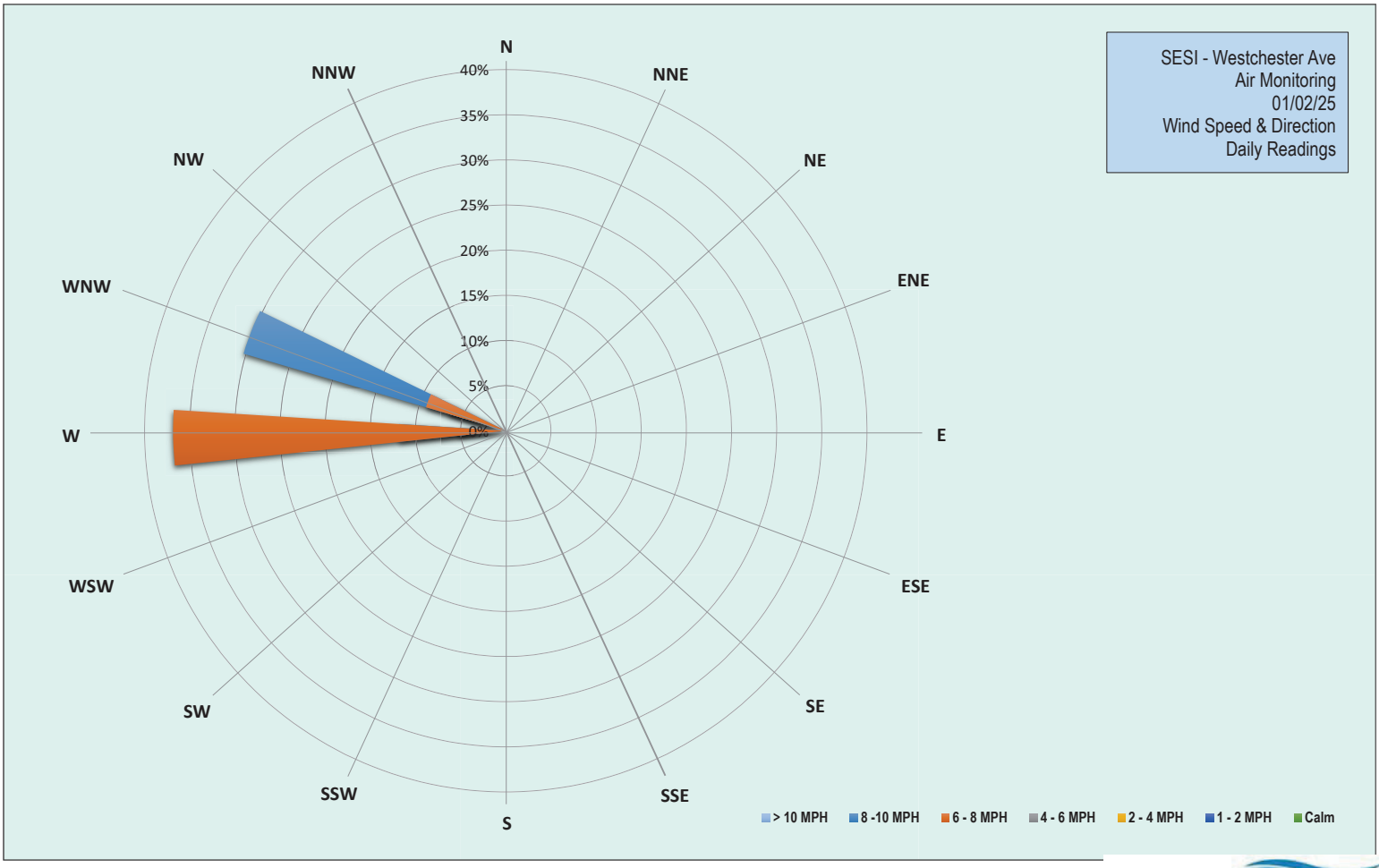

EMILCOTT
A Triumvirate Environmental Company

Grand Union Bowling Alley Site
BCP #360222
150 Westchester Avenue, Port Chester
January 2, 2025

Thursday, January 2, 2025						
Number of Instances Where Downwind Particulates Exceeds Upwind Particulate + 150 =						0
Number of Comparable Data Points =						359
Start Time:						9:08
End Time:						15:22
PARTICULATE DATA						
Upwind			Downwind			Exceeds Particulate Alarm Limit
Time	Concentration (ug/m^3)	15-Min Avg Concentration (ug/m^3)	Time	Concentration (ug/m^3)	15-Min Avg Concentration (ug/m^3)	
9:08	-	-	9:08	4.0	-	-
9:09	8.0	-	9:09	7.5	-	-
9:10	31.8	-	9:10	5.5	-	-
9:11	7.8	-	9:11	5.3	-	-
9:12	14.5	-	9:12	5.0	-	-
9:13	14.8	-	9:13	6.5	-	-
9:14	9.0	-	9:14	6.3	-	-
9:15	87.8	-	9:15	4.3	-	-
9:16	66.3	-	9:16	7.8	-	-
9:17	10.0	-	9:17	11.0	-	-
9:18	14.3	-	9:18	8.8	-	-
9:19	12.8	-	9:19	10.0	-	-
9:20	34.8	-	9:20	7.3	-	-
9:21	12.5	-	9:21	6.5	-	-
9:22	6.5	-	9:22	6.8	-	-
9:23	16.5	-	9:23	9.0	7.2	-
9:24	15.0	23.6	9:24	9.3	7.3	-
9:25	11.5	22.3	9:25	7.8	7.4	-
9:26	10.8	22.5	9:26	10.0	7.7	-
9:27	7.3	22.0	9:27	12.0	8.2	-
9:28	10.0	21.7	9:28	12.8	8.6	-
9:29	11.0	21.8	9:29	10.8	8.9	-
9:30	7.5	16.4	9:30	9.0	9.2	-
9:31	8.5	12.6	9:31	13.3	9.6	-
9:32	18.3	13.1	9:32	14.5	9.8	-
9:33	9.3	12.8	9:33	11.8	10.0	-
9:34	9.3	12.6	9:34	20.5	10.7	-
9:35	9.3	10.9	9:35	15.0	11.3	-
9:36	7.8	10.6	9:36	14.0	11.8	-
9:37	7.0	10.6	9:37	15.0	12.3	-
9:38	10.0	10.2	9:38	14.3	12.7	-
9:39	24.3	10.8	9:39	14.8	13.0	-
9:40	23.0	11.5	9:40	48.0	15.7	-
9:41	26.8	12.6	9:41	38.0	17.6	-
9:42	51.3	15.5	9:42	24.8	18.4	-
9:43	19.5	16.2	9:43	24.0	19.2	-
9:44	10.5	16.1	9:44	20.0	19.8	-
9:45	7.8	16.2	9:45	20.8	20.6	-
9:46	7.5	16.1	9:46	20.5	21.1	-
9:47	8.5	15.4	9:47	21.5	21.5	-
9:48	5.3	15.2	9:48	22.5	22.2	-

Grand Union Bowling Alley Site
BCP #360222
150 Westchester Avenue, Port Chester
January 2, 2025

PARTICULATE DATA						
Upwind			Downwind			Exceeds Particulate Alarm Limit
Time	Concentration (ug/m^3)	15-Min Avg Concentration (ug/m^3)	Time	Concentration (ug/m^3)	15-Min Avg Concentration (ug/m^3)	
9:49	6.8	15.0	9:49	21.3	22.3	-
9:50	5.8	14.8	9:50	21.3	22.7	-
9:51	5.0	14.6	9:51	19.5	23.1	-
9:52	5.0	14.5	9:52	17.5	23.2	-
9:53	5.0	14.1	9:53	18.0	23.5	-
9:54	5.5	12.9	9:54	20.0	23.8	-
9:55	5.3	11.7	9:55	20.5	22.0	-
9:56	4.5	10.2	9:56	19.0	20.7	-
9:57	5.0	7.1	9:57	24.3	20.7	-
9:58	4.3	6.1	9:58	23.5	20.7	-
9:59	6.0	5.8	9:59	21.8	20.8	-
10:00	5.0	5.6	10:00	20.8	20.8	-
10:01	4.8	5.4	10:01	22.5	20.9	-
10:02	48.5	8.1	10:02	28.8	21.4	-
10:03	10.0	8.4	10:03	22.3	21.4	-
10:04	5.5	8.3	10:04	24.5	21.6	-
10:05	6.5	8.4	10:05	24.0	21.8	-
10:06	4.8	8.4	10:06	22.0	22.0	-
10:07	6.3	8.5	10:07	26.0	22.5	-
10:08	6.8	8.6	10:08	27.8	23.2	-
10:09	6.3	8.6	10:09	24.8	23.5	-
10:10	4.8	8.6	10:10	24.5	23.8	-
10:11	5.3	8.6	10:11	24.8	24.1	-
10:12	5.0	8.6	10:12	25.3	24.2	-
10:13	4.5	8.7	10:13	24.8	24.3	-
10:14	11.5	9.0	10:14	24.3	24.5	-
10:15	55.0	12.4	10:15	27.5	24.9	-
10:16	63.0	16.2	10:16	31.5	25.5	-
10:17	5.5	13.4	10:17	24.0	25.2	-
10:18	6.0	13.1	10:18	27.0	25.5	-
10:19	5.0	13.1	10:19	25.0	25.5	-
10:20	6.5	13.1	10:20	26.8	25.7	-
10:21	5.3	13.1	10:21	27.5	26.1	-
10:22	5.0	13.0	10:22	25.5	26.1	-
10:23	5.0	12.9	10:23	26.3	26.0	-
10:24	5.8	12.9	10:24	42.3	27.1	-
10:25	5.3	12.9	10:25	28.0	27.4	-
10:26	5.0	12.9	10:26	27.8	27.6	-
10:27	5.5	12.9	10:27	27.5	27.7	-
10:28	5.0	13.0	10:28	25.5	27.8	-
10:29	4.8	12.5	10:29	26.0	27.9	-
10:30	5.0	9.2	10:30	25.8	27.8	-
10:31	5.3	5.3	10:31	27.0	27.5	-
10:32	5.0	5.3	10:32	29.5	27.8	-
10:33	6.3	5.3	10:33	28.0	27.9	-
10:34	135.0	14.0	10:34	28.8	28.1	-
10:35	50.0	16.9	10:35	40.0	29.0	-
10:36	5.8	16.9	10:36	28.3	29.1	-

Grand Union Bowling Alley Site
BCP #360222
150 Westchester Avenue, Port Chester
January 2, 2025

PARTICULATE DATA						
Upwind			Downwind			Exceeds Particulate Alarm Limit
Time	Concentration (ug/m^3)	15-Min Avg Concentration (ug/m^3)	Time	Concentration (ug/m^3)	15-Min Avg Concentration (ug/m^3)	
10:37	5.3	16.9	10:37	27.5	29.2	-
10:38	5.3	16.9	10:38	27.3	29.3	-
10:39	4.8	16.9	10:39	26.8	28.2	-
10:40	4.8	16.8	10:40	27.5	28.2	-
10:41	9.8	17.2	10:41	28.5	28.3	-
10:42	14.5	17.8	10:42	30.0	28.4	-
10:43	144.0	27.0	10:43	38.5	29.3	-
10:44	17.8	27.9	10:44	38.5	30.1	-
10:45	8.5	28.1	10:45	28.5	30.3	-
10:46	7.3	28.3	10:46	28.3	30.4	-
10:47	19.8	29.2	10:47	29.5	30.4	-
10:48	51.8	32.3	10:48	29.5	30.5	-
10:49	17.0	24.4	10:49	32.3	30.7	-
10:50	12.0	21.9	10:50	33.0	30.3	-
10:51	4.8	21.8	10:51	31.5	30.5	-
10:52	7.3	21.9	10:52	31.5	30.7	-
10:53	6.3	22.0	10:53	29.3	30.9	-
10:54	19.0	23.0	10:54	30.3	31.1	-
10:55	55.8	26.4	10:55	33.8	31.5	-
10:56	15.0	26.7	10:56	30.5	31.7	-
10:57	20.3	27.1	10:57	30.0	31.7	-
10:58	7.5	18.0	10:58	33.8	31.3	-
10:59	5.0	17.1	10:59	29.5	30.7	-
11:00	5.0	16.9	11:00	38.8	31.4	-
11:01	4.8	16.7	11:01	69.8	34.2	-
11:02	5.0	15.8	11:02	29.3	34.2	-
11:03	4.3	12.6	11:03	31.8	34.3	-
11:04	5.8	11.8	11:04	35.0	34.5	-
11:05	4.5	11.3	11:05	32.0	34.4	-
11:06	4.5	11.3	11:06	31.5	34.4	-
11:07	4.3	11.1	11:07	30.5	34.4	-
11:08	6.0	11.1	11:08	31.5	34.5	-
11:09	33.0	12.0	11:09	35.3	34.9	-
11:10	21.5	9.8	11:10	36.3	35.0	-
11:11	28.8	10.7	11:11	32.0	35.1	-
11:12	5.0	9.7	11:12	31.8	35.2	-
11:13	10.8	9.9	11:13	31.8	35.1	-
11:14	8.5	10.1	11:14	31.0	35.2	-
11:15	9.5	10.4	11:15	33.3	34.8	-
11:16	11.0	10.8	11:16	36.8	32.6	-
11:17	9.8	11.1	11:17	31.5	32.8	-
11:18	8.3	11.4	11:18	35.5	33.0	-
11:19	8.3	11.6	11:19	31.3	32.8	-
11:20	6.0	11.7	11:20	31.5	32.8	-
11:21	4.3	11.7	11:21	31.0	32.7	-
11:22	4.8	11.7	11:22	31.8	32.8	-
11:23	6.3	11.7	11:23	32.0	32.8	-
11:24	5.3	9.9	11:24	33.8	32.7	-

Grand Union Bowling Alley Site
BCP #360222
150 Westchester Avenue, Port Chester
January 2, 2025

PARTICULATE DATA						
Upwind			Downwind			Exceeds Particulate Alarm Limit
Time	Concentration (ug/m^3)	15-Min Avg Concentration (ug/m^3)	Time	Concentration (ug/m^3)	15-Min Avg Concentration (ug/m^3)	
11:25	4.3	8.7	11:25	34.0	32.6	-
11:26	5.0	7.1	11:26	35.8	32.8	-
11:27	4.3	7.1	11:27	36.8	33.2	-
11:28	7.8	6.9	11:28	35.3	33.4	-
11:29	6.3	6.7	11:29	36.8	33.8	-
11:30	6.0	6.5	11:30	32.5	33.7	-
11:31	8.5	6.3	11:31	35.3	33.6	-
11:32	8.8	6.3	11:32	37.5	34.0	-
11:33	6.3	6.1	11:33	38.0	34.2	-
11:34	7.3	6.1	11:34	40.5	34.8	-
11:35	6.5	6.1	11:35	36.5	35.2	-
11:36	10.5	6.5	11:36	34.5	35.4	-
11:37	4.5	6.5	11:37	33.0	35.5	-
11:38	4.3	6.4	11:38	33.8	35.6	-
11:39	4.3	6.3	11:39	35.3	35.7	-
11:40	4.5	6.3	11:40	35.3	35.8	-
11:41	5.0	6.3	11:41	41.5	36.2	-
11:42	4.5	6.3	11:42	38.5	36.3	-
11:43	5.0	6.1	11:43	34.0	36.2	-
11:44	5.0	6.1	11:44	33.5	36.0	-
11:45	5.0	6.0	11:45	32.3	36.0	-
11:46	6.0	5.8	11:46	32.8	35.8	-
11:47	5.0	5.6	11:47	37.5	35.8	-
11:48	4.3	5.4	11:48	32.5	35.4	-
11:49	5.0	5.3	11:49	40.5	35.4	-
11:50	4.8	5.2	11:50	32.5	35.2	-
11:51	6.5	4.9	11:51	34.5	35.2	-
11:52	5.5	5.0	11:52	33.3	35.2	-
11:53	6.3	5.1	11:53	32.8	35.1	-
11:54	6.5	5.3	11:54	32.5	34.9	-
11:55	7.0	5.4	11:55	35.0	34.9	-
11:56	6.0	5.5	11:56	33.8	34.4	-
11:57	6.3	5.6	11:57	34.3	34.1	-
11:58	4.8	5.6	11:58	36.5	34.3	-
11:59	5.0	5.6	11:59	32.8	34.2	-
12:00	4.5	5.6	12:00	31.8	34.2	-
12:01	5.8	5.5	12:01	36.5	34.4	-
12:02	6.0	5.6	12:02	34.3	34.2	-
12:03	6.3	5.7	12:03	35.5	34.4	-
12:04	5.0	5.7	12:04	35.3	34.1	-
12:05	5.0	5.8	12:05	34.3	34.2	-
12:06	8.5	5.9	12:06	33.0	34.1	-
12:07	8.0	6.1	12:07	35.8	34.3	-
12:08	6.3	6.1	12:08	36.5	34.5	-
12:09	6.0	6.0	12:09	35.3	34.7	-
12:10	6.0	6.0	12:10	34.0	34.6	-
12:11	4.8	5.9	12:11	33.8	34.6	-
12:12	5.3	5.8	12:12	35.0	34.7	-

Grand Union Bowling Alley Site
BCP #360222
150 Westchester Avenue, Port Chester
January 2, 2025

PARTICULATE DATA						
Upwind			Downwind			Exceeds Particulate Alarm Limit
Time	Concentration (ug/m^3)	15-Min Avg Concentration (ug/m^3)	Time	Concentration (ug/m^3)	15-Min Avg Concentration (ug/m^3)	
12:13	6.0	5.9	12:13	36.5	34.7	-
12:14	12.8	6.4	12:14	37.3	35.0	-
12:15	6.0	6.5	12:15	38.0	35.4	-
12:16	6.3	6.5	12:16	35.5	35.3	-
12:17	7.8	6.7	12:17	34.0	35.3	-
12:18	6.3	6.7	12:18	35.0	35.3	-
12:19	7.3	6.8	12:19	34.5	35.2	-
12:20	5.3	6.8	12:20	36.5	35.4	-
12:21	6.3	6.7	12:21	34.0	35.4	-
12:22	4.5	6.4	12:22	34.3	35.3	-
12:23	4.5	6.3	12:23	34.0	35.2	-
12:24	4.8	6.2	12:24	34.5	35.1	-
12:25	4.0	6.1	12:25	34.0	35.1	-
12:26	4.0	6.1	12:26	33.3	35.1	-
12:27	4.0	6.0	12:27	38.8	35.3	-
12:28	4.3	5.9	12:28	34.5	35.2	-
12:29	5.0	5.3	12:29	37.0	35.2	-
12:30	5.8	5.3	12:30	37.3	35.1	-
12:31	5.3	5.3	12:31	34.3	35.1	-
12:32	6.0	5.1	12:32	34.8	35.1	-
12:33	6.0	5.1	12:33	36.3	35.2	-
12:34	5.0	5.0	12:34	34.5	35.2	-
12:35	4.5	4.9	12:35	34.0	35.0	-
12:36	4.3	4.8	12:36	33.3	35.0	-
12:37	4.3	4.8	12:37	34.8	35.0	-
12:38	4.0	4.7	12:38	34.3	35.0	-
12:39	4.0	4.7	12:39	35.0	35.1	-
12:40	4.0	4.7	12:40	35.3	35.1	-
12:41	4.0	4.7	12:41	35.0	35.3	-
12:42	4.5	4.7	12:42	33.5	34.9	-
12:43	5.0	4.8	12:43	34.3	34.9	-
12:44	4.3	4.7	12:44	33.3	34.6	-
12:45	4.3	4.6	12:45	34.8	34.5	-
12:46	4.5	4.6	12:46	36.0	34.6	-
12:47	6.3	4.6	12:47	36.0	34.7	-
12:48	6.3	4.6	12:48	35.3	34.6	-
12:49	4.8	4.6	12:49	35.0	34.6	-
12:50	4.8	4.6	12:50	33.5	34.6	-
12:51	8.3	4.9	12:51	34.0	34.7	-
12:52	5.0	4.9	12:52	33.3	34.6	-
12:53	4.8	5.0	12:53	36.8	34.7	-
12:54	6.3	5.1	12:54	34.3	34.7	-
12:55	4.3	5.1	12:55	33.8	34.6	-
12:56	4.0	5.1	12:56	34.0	34.5	-
12:57	4.0	5.1	12:57	33.8	34.5	-
12:58	4.5	5.1	12:58	35.0	34.6	-
12:59	4.8	5.1	12:59	34.5	34.7	-
13:00	4.5	5.1	13:00	35.3	34.7	-

Grand Union Bowling Alley Site
BCP #360222
150 Westchester Avenue, Port Chester
January 2, 2025

PARTICULATE DATA						
Upwind			Downwind			Exceeds Particulate Alarm Limit
Time	Concentration (ug/m^3)	15-Min Avg Concentration (ug/m^3)	Time	Concentration (ug/m^3)	15-Min Avg Concentration (ug/m^3)	
13:01	5.3	5.2	13:01	34.8	34.6	-
13:02	6.8	5.2	13:02	35.8	34.6	-
13:03	5.5	5.2	13:03	38.3	34.8	-
13:04	5.3	5.2	13:04	36.3	34.9	-
13:05	9.8	5.5	13:05	38.0	35.2	-
13:06	5.3	5.3	13:06	36.0	35.3	-
13:07	8.8	5.6	13:07	45.3	36.1	-
13:08	5.5	5.6	13:08	36.0	36.1	-
13:09	7.0	5.7	13:09	37.0	36.2	-
13:10	6.0	5.8	13:10	37.5	36.5	-
13:11	4.8	5.8	13:11	36.3	36.6	-
13:12	4.3	5.9	13:12	36.8	36.8	-
13:13	5.3	5.9	13:13	36.5	36.9	-
13:14	4.5	5.9	13:14	36.3	37.1	-
13:15	4.5	5.9	13:15	36.5	37.1	-
13:16	5.0	5.9	13:16	36.8	37.3	-
13:17	5.3	5.8	13:17	38.3	37.4	-
13:18	5.3	5.8	13:18	36.8	37.3	-
13:19	4.0	5.7	13:19	36.8	37.4	-
13:20	4.5	5.3	13:20	36.5	37.3	-
13:21	4.8	5.3	13:21	37.0	37.3	-
13:22	5.5	5.1	13:22	37.5	36.8	-
13:23	5.5	5.1	13:23	57.5	38.3	-
13:24	5.3	5.0	13:24	37.8	38.3	-
13:25	5.0	4.9	13:25	39.5	38.4	-
13:26	10.8	5.3	13:26	45.3	39.0	-
13:27	5.3	5.4	13:27	40.8	39.3	-
13:28	7.0	5.5	13:28	38.5	39.4	-
13:29	14.0	6.1	13:29	43.8	39.9	-
13:30	12.3	6.6	13:30	44.0	40.4	-
13:31	5.8	6.7	13:31	39.0	40.6	-
13:32	6.3	6.7	13:32	37.5	40.5	-
13:33	6.8	6.8	13:33	44.5	41.1	-
13:34	6.0	7.0	13:34	51.0	42.0	-
13:35	6.3	7.1	13:35	41.0	42.3	-
13:36	6.3	7.2	13:36	49.8	43.2	-
13:37	4.8	7.1	13:37	47.0	43.8	-
13:38	5.8	7.2	13:38	41.0	42.7	-
13:39	4.5	7.1	13:39	46.0	43.2	-
13:40	4.8	7.1	13:40	42.0	43.4	-
13:41	5.0	6.7	13:41	37.3	42.9	-
13:42	4.3	6.6	13:42	37.5	42.7	-
13:43	4.8	6.5	13:43	40.3	42.8	-
13:44	5.3	5.9	13:44	38.0	42.4	-
13:45	5.3	5.4	13:45	37.8	42.0	-
13:46	5.3	5.4	13:46	40.8	42.1	-
13:47	4.8	5.3	13:47	38.0	42.1	-
13:48	4.5	5.2	13:48	37.5	41.7	-

Grand Union Bowling Alley Site
BCP #360222
150 Westchester Avenue, Port Chester
January 2, 2025

PARTICULATE DATA						
Upwind			Downwind			Exceeds Particulate Alarm Limit
Time	Concentration (ug/m^3)	15-Min Avg Concentration (ug/m^3)	Time	Concentration (ug/m^3)	15-Min Avg Concentration (ug/m^3)	
13:49	4.3	5.0	13:49	38.5	40.8	-
13:50	11.3	5.4	13:50	54.5	41.7	-
13:51	9.8	5.6	13:51	45.5	41.4	-
13:52	7.0	5.8	13:52	39.8	41.0	-
13:53	7.3	5.9	13:53	49.5	41.5	-
13:54	4.5	5.9	13:54	40.3	41.1	-
13:55	5.0	5.9	13:55	39.0	40.9	-
13:56	38.3	8.1	13:56	41.3	41.2	-
13:57	17.5	9.0	13:57	40.8	41.4	-
13:58	20.3	10.0	13:58	42.0	41.5	-
13:59	5.3	10.0	13:59	43.3	41.9	-
14:00	10.0	10.3	14:00	39.5	42.0	-
14:01	25.3	11.7	14:01	41.0	42.0	-
14:02	7.3	11.8	14:02	40.5	42.2	-
14:03	12.3	12.3	14:03	46.5	42.8	-
14:04	19.5	13.4	14:04	39.8	42.9	-
14:05	6.3	13.0	14:05	39.5	41.9	-
14:06	4.8	12.7	14:06	39.0	41.4	-
14:07	4.8	12.5	14:07	43.3	41.7	-
14:08	21.3	13.5	14:08	43.0	41.2	-
14:09	5.0	13.5	14:09	38.8	41.1	-
14:10	4.8	13.5	14:10	38.0	41.1	-
14:11	4.5	11.2	14:11	38.5	40.9	-
14:12	4.8	10.4	14:12	38.8	40.8	-
14:13	6.0	9.4	14:13	39.3	40.6	-
14:14	4.0	9.4	14:14	38.0	40.2	-
14:15	4.5	9.0	14:15	38.5	40.2	-
14:16	5.0	7.6	14:16	38.8	40.0	-
14:17	4.8	7.5	14:17	39.0	39.9	-
14:18	4.5	7.0	14:18	39.5	39.4	-
14:19	5.3	6.0	14:19	39.8	39.4	-
14:20	5.3	5.9	14:20	43.0	39.7	-
14:21	4.5	5.9	14:21	40.5	39.8	-
14:22	4.0	5.9	14:22	40.5	39.6	-
14:23	6.0	4.9	14:23	42.8	39.6	-
14:24	5.0	4.9	14:24	41.3	39.7	-
14:25	5.0	4.9	14:25	39.8	39.9	-
14:26	4.0	4.8	14:26	40.3	40.0	-
14:27	4.5	4.8	14:27	44.0	40.3	-
14:28	4.3	4.7	14:28	39.8	40.4	-
14:29	4.5	4.7	14:29	38.3	40.4	-
14:30	4.5	4.7	14:30	39.0	40.4	-
14:31	5.0	4.7	14:31	39.5	40.5	-
14:32	5.3	4.8	14:32	38.8	40.4	-
14:33	4.5	4.8	14:33	39.3	40.4	-
14:34	5.0	4.8	14:34	39.3	40.4	-
14:35	6.3	4.8	14:35	41.8	40.3	-
14:36	7.5	5.0	14:36	39.8	40.3	-

Grand Union Bowling Alley Site
BCP #360222
150 Westchester Avenue, Port Chester
January 2, 2025

PARTICULATE DATA						
Upwind			Downwind			Exceeds Particulate Alarm Limit
Time	Concentration (ug/m^3)	15-Min Avg Concentration (ug/m^3)	Time	Concentration (ug/m^3)	15-Min Avg Concentration (ug/m^3)	
14:37	6.8	5.2	14:37	39.3	40.2	-
14:38	5.3	5.2	14:38	39.5	40.0	-
14:39	5.3	5.2	14:39	39.3	39.8	-
14:40	5.8	5.2	14:40	38.8	39.8	-
14:41	5.8	5.3	14:41	38.5	39.6	-
14:42	5.0	5.4	14:42	42.5	39.5	-
14:43	5.3	5.4	14:43	56.8	40.7	-
14:44	5.3	5.5	14:44	40.4	40.8	-
14:45	5.0	5.5	14:45	45.0	41.2	-
14:46	4.3	5.5	14:46	41.4	41.3	-
14:47	64.3	9.4	14:47	39.4	41.4	-
14:48	44.3	12.1	14:48	45.2	41.8	-
14:49	63.5	16.0	14:49	39.0	41.8	-
14:50	19.8	16.9	14:50	39.0	41.6	-
14:51	7.0	16.8	14:51	41.6	41.7	-
14:52	5.8	16.8	14:52	42.2	41.9	-
14:53	6.0	16.8	14:53	39.4	41.9	-
14:54	6.5	16.9	14:54	39.4	41.9	-
14:55	7.0	17.0	14:55	42.6	42.2	-
14:56	8.0	17.1	14:56	44.2	42.5	-
14:57	6.3	17.2	14:57	40.2	42.4	-
14:58	5.5	17.2	14:58	40.0	41.3	-
14:59	4.3	17.2	14:59	39.4	41.2	-
15:00	5.5	17.2	15:00	41.0	40.9	-
15:01	5.3	17.3	15:01	40.0	40.8	-
15:02	9.0	13.6	15:02	39.0	40.8	-
15:03	6.8	11.1	15:03	39.2	40.4	-
15:04	5.8	7.2	15:04	39.2	40.4	-
15:05	6.3	6.3	15:05	39.2	40.4	-
15:06	7.8	6.4	15:06	39.4	40.3	-
15:07	6.5	6.4	15:07	47.4	40.6	-
15:08	5.3	6.4	15:08	47.4	41.2	-
15:09	7.0	6.4	15:09	40.8	41.3	-
15:10	10.0	6.6	15:10	44.2	41.4	-
15:11	9.5	6.7	15:11	43.0	41.3	-
15:12	5.3	6.6	15:12	39.6	41.3	-
15:13	6.3	6.7	15:13	40.2	41.3	-
15:14	6.0	6.8	15:14	40.8	41.4	-
15:15	5.3	6.8	15:15	39.2	41.2	-
15:16	5.0	6.8	15:16	41.0	41.3	-
15:17	4.5	6.5	15:17	38.4	41.3	-
15:18	4.8	6.3	15:18	38.4	41.2	-
15:19	5.5	6.3	15:19	38.2	41.1	-
15:20	5.0	6.2	15:20	51.4	42.0	-
15:21	4.8	6.0	15:21	53.8	42.9	-
15:22	5.0	5.9	15:22	38.4	42.3	-

Grand Union Bowling Alley Site
BCP #360222
150 Westchester Avenue, Port Chester
January 2, 2025

Thursday, January 2, 2025						
				Number of Instances Where Downwind VOCs Exceeds Upwind VOCs + 5 =		0
				Number of Comparable Data Points =		359
				Start Time:		9:08
				End Time:		15:22
PID DATA						
Upwind			Downwind			
Time	Concentration (ppm)	15-Min Avg Concentration (ppm)	Time	Concentration (ppm)	15-Min Avg Concentration (ppm)	Exceeds VOC Alarm Limit
9:08	-	-	9:08	0.0	-	-
9:09	0.0	-	9:09	0.0	-	-
9:10	0.0	-	9:10	0.0	-	-
9:11	0.0	-	9:11	0.0	-	-
9:12	0.0	-	9:12	0.0	-	-
9:13	0.0	-	9:13	0.0	-	-
9:14	0.0	-	9:14	0.0	-	-
9:15	0.0	-	9:15	0.0	-	-
9:16	0.0	-	9:16	0.0	-	-
9:17	0.0	-	9:17	0.0	-	-
9:18	0.0	-	9:18	0.0	-	-
9:19	0.0	-	9:19	0.0	-	-
9:20	0.0	-	9:20	0.0	-	-
9:21	0.0	-	9:21	0.0	-	-
9:22	0.0	-	9:22	0.0	-	-
9:23	0.0	-	9:23	0.0	0.0	-
9:24	0.0	0.0	9:24	0.0	0.0	-
9:25	0.0	0.0	9:25	0.0	0.0	-
9:26	0.0	0.0	9:26	0.0	0.0	-
9:27	0.0	0.0	9:27	0.0	0.0	-
9:28	0.0	0.0	9:28	0.0	0.0	-
9:29	0.0	0.0	9:29	0.0	0.0	-
9:30	0.0	0.0	9:30	0.0	0.0	-
9:31	0.0	0.0	9:31	0.0	0.0	-
9:32	0.0	0.0	9:32	0.0	0.0	-
9:33	0.0	0.0	9:33	0.0	0.0	-
9:34	0.0	0.0	9:34	0.0	0.0	-
9:35	0.0	0.0	9:35	0.0	0.0	-
9:36	0.0	0.0	9:36	0.0	0.0	-
9:37	0.0	0.0	9:37	0.0	0.0	-
9:38	0.0	0.0	9:38	0.0	0.0	-
9:39	0.0	0.0	9:39	0.0	0.0	-
9:40	0.0	0.0	9:40	0.0	0.0	-
9:41	0.0	0.0	9:41	0.0	0.0	-
9:42	0.0	0.0	9:42	0.0	0.0	-
9:43	0.0	0.0	9:43	0.0	0.0	-
9:44	0.0	0.0	9:44	0.0	0.0	-
9:45	0.0	0.0	9:45	0.0	0.0	-
9:46	0.0	0.0	9:46	0.0	0.0	-
9:47	0.0	0.0	9:47	0.0	0.0	-
9:48	0.0	0.0	9:48	0.0	0.0	-
9:49	0.0	0.0	9:49	0.0	0.0	-

Grand Union Bowling Alley Site
BCP #360222
150 Westchester Avenue, Port Chester
January 2, 2025

PID DATA						
Upwind			Downwind			
Time	Concentration (ppm)	15-Min Avg Concentration (ppm)	Time	Concentration (ppm)	15-Min Avg Concentration (ppm)	Exceeds VOC Alarm Limit
9:50	0.0	0.0	9:50	0.0	0.0	-
9:51	0.0	0.0	9:51	0.0	0.0	-
9:52	0.0	0.0	9:52	0.0	0.0	-
9:53	0.0	0.0	9:53	0.0	0.0	-
9:54	0.0	0.0	9:54	0.0	0.0	-
9:55	0.0	0.0	9:55	0.0	0.0	-
9:56	0.0	0.0	9:56	0.0	0.0	-
9:57	0.0	0.0	9:57	0.0	0.0	-
9:58	0.0	0.0	9:58	0.0	0.0	-
9:59	0.0	0.0	9:59	0.0	0.0	-
10:00	0.0	0.0	10:00	0.0	0.0	-
10:01	0.0	0.0	10:01	0.0	0.0	-
10:02	0.0	0.0	10:02	0.0	0.0	-
10:03	0.0	0.0	10:03	0.0	0.0	-
10:04	0.0	0.0	10:04	0.0	0.0	-
10:05	0.0	0.0	10:05	0.0	0.0	-
10:06	0.0	0.0	10:06	0.0	0.0	-
10:07	0.0	0.0	10:07	0.0	0.0	-
10:08	0.0	0.0	10:08	0.0	0.0	-
10:09	0.0	0.0	10:09	0.0	0.0	-
10:10	0.0	0.0	10:10	0.0	0.0	-
10:11	0.0	0.0	10:11	0.0	0.0	-
10:12	0.0	0.0	10:12	0.0	0.0	-
10:13	0.0	0.0	10:13	0.0	0.0	-
10:14	0.0	0.0	10:14	0.0	0.0	-
10:15	0.0	0.0	10:15	0.0	0.0	-
10:16	0.0	0.0	10:16	0.0	0.0	-
10:17	0.0	0.0	10:17	0.0	0.0	-
10:18	0.0	0.0	10:18	0.0	0.0	-
10:19	0.0	0.0	10:19	0.0	0.0	-
10:20	0.0	0.0	10:20	0.0	0.0	-
10:21	0.0	0.0	10:21	0.0	0.0	-
10:22	0.0	0.0	10:22	0.0	0.0	-
10:23	0.0	0.0	10:23	0.0	0.0	-
10:24	0.0	0.0	10:24	0.0	0.0	-
10:25	0.0	0.0	10:25	0.0	0.0	-
10:26	0.0	0.0	10:26	0.0	0.0	-
10:27	0.0	0.0	10:27	0.0	0.0	-
10:28	0.0	0.0	10:28	0.0	0.0	-
10:29	0.0	0.0	10:29	0.0	0.0	-
10:30	0.0	0.0	10:30	0.0	0.0	-
10:31	0.0	0.0	10:31	0.0	0.0	-
10:32	0.0	0.0	10:32	0.0	0.0	-
10:33	0.0	0.0	10:33	0.0	0.0	-
10:34	0.0	0.0	10:34	0.0	0.0	-
10:35	0.0	0.0	10:35	0.0	0.0	-
10:36	0.0	0.0	10:36	0.0	0.0	-
10:37	0.0	0.0	10:37	0.0	0.0	-

Grand Union Bowling Alley Site
BCP #360222
150 Westchester Avenue, Port Chester
January 2, 2025

PID DATA						
Upwind			Downwind			
Time	Concentration (ppm)	15-Min Avg Concentration (ppm)	Time	Concentration (ppm)	15-Min Avg Concentration (ppm)	Exceeds VOC Alarm Limit
10:38	0.0	0.0	10:38	0.0	0.0	-
10:39	0.0	0.0	10:39	0.0	0.0	-
10:40	0.0	0.0	10:40	0.0	0.0	-
10:41	0.0	0.0	10:41	0.0	0.0	-
10:42	0.0	0.0	10:42	0.0	0.0	-
10:43	0.0	0.0	10:43	0.0	0.0	-
10:44	0.0	0.0	10:44	0.0	0.0	-
10:45	0.0	0.0	10:45	0.0	0.0	-
10:46	0.0	0.0	10:46	0.0	0.0	-
10:47	0.0	0.0	10:47	0.0	0.0	-
10:48	0.0	0.0	10:48	0.0	0.0	-
10:49	0.0	0.0	10:49	0.0	0.0	-
10:50	0.0	0.0	10:50	0.0	0.0	-
10:51	0.0	0.0	10:51	0.0	0.0	-
10:52	0.0	0.0	10:52	0.0	0.0	-
10:53	0.0	0.0	10:53	0.0	0.0	-
10:54	0.0	0.0	10:54	0.0	0.0	-
10:55	0.0	0.0	10:55	0.0	0.0	-
10:56	0.0	0.0	10:56	0.0	0.0	-
10:57	0.0	0.0	10:57	0.0	0.0	-
10:58	0.0	0.0	10:58	0.0	0.0	-
10:59	0.0	0.0	10:59	0.0	0.0	-
11:00	0.0	0.0	11:00	0.0	0.0	-
11:01	0.0	0.0	11:01	0.0	0.0	-
11:02	0.0	0.0	11:02	0.0	0.0	-
11:03	0.0	0.0	11:03	0.0	0.0	-
11:04	0.0	0.0	11:04	0.0	0.0	-
11:05	0.0	0.0	11:05	0.0	0.0	-
11:06	0.0	0.0	11:06	0.0	0.0	-
11:07	0.0	0.0	11:07	0.0	0.0	-
11:08	0.0	0.0	11:08	0.0	0.0	-
11:09	0.0	0.0	11:09	0.0	0.0	-
11:10	0.0	0.0	11:10	0.0	0.0	-
11:11	0.0	0.0	11:11	0.0	0.0	-
11:12	0.0	0.0	11:12	0.0	0.0	-
11:13	0.0	0.0	11:13	0.0	0.0	-
11:14	0.0	0.0	11:14	0.0	0.0	-
11:15	0.0	0.0	11:15	0.0	0.0	-
11:16	0.0	0.0	11:16	0.0	0.0	-
11:17	0.0	0.0	11:17	0.0	0.0	-
11:18	0.0	0.0	11:18	0.0	0.0	-
11:19	0.0	0.0	11:19	0.0	0.0	-
11:20	0.0	0.0	11:20	0.0	0.0	-
11:21	0.0	0.0	11:21	0.0	0.0	-
11:22	0.0	0.0	11:22	0.0	0.0	-
11:23	0.0	0.0	11:23	0.0	0.0	-
11:24	0.0	0.0	11:24	0.0	0.0	-
11:25	0.0	0.0	11:25	0.0	0.0	-

Grand Union Bowling Alley Site
BCP #360222
150 Westchester Avenue, Port Chester
January 2, 2025

PID DATA						
Upwind			Downwind			
Time	Concentration (ppm)	15-Min Avg Concentration (ppm)	Time	Concentration (ppm)	15-Min Avg Concentration (ppm)	Exceeds VOC Alarm Limit
11:26	0.0	0.0	11:26	0.0	0.0	-
11:27	0.0	0.0	11:27	0.0	0.0	-
11:28	0.0	0.0	11:28	0.0	0.0	-
11:29	0.0	0.0	11:29	0.0	0.0	-
11:30	0.0	0.0	11:30	0.0	0.0	-
11:31	0.0	0.0	11:31	0.0	0.0	-
11:32	0.0	0.0	11:32	0.0	0.0	-
11:33	0.0	0.0	11:33	0.0	0.0	-
11:34	0.0	0.0	11:34	0.0	0.0	-
11:35	0.0	0.0	11:35	0.0	0.0	-
11:36	0.0	0.0	11:36	0.0	0.0	-
11:37	0.0	0.0	11:37	0.0	0.0	-
11:38	0.0	0.0	11:38	0.0	0.0	-
11:39	0.0	0.0	11:39	0.0	0.0	-
11:40	0.0	0.0	11:40	0.0	0.0	-
11:41	0.0	0.0	11:41	0.0	0.0	-
11:42	0.0	0.0	11:42	0.0	0.0	-
11:43	0.0	0.0	11:43	0.0	0.0	-
11:44	0.0	0.0	11:44	0.0	0.0	-
11:45	0.0	0.0	11:45	0.0	0.0	-
11:46	0.0	0.0	11:46	0.0	0.0	-
11:47	0.0	0.0	11:47	0.0	0.0	-
11:48	0.0	0.0	11:48	0.0	0.0	-
11:49	0.0	0.0	11:49	0.0	0.0	-
11:50	0.0	0.0	11:50	0.0	0.0	-
11:51	0.0	0.0	11:51	0.0	0.0	-
11:52	0.0	0.0	11:52	0.0	0.0	-
11:53	0.0	0.0	11:53	0.0	0.0	-
11:54	0.0	0.0	11:54	0.0	0.0	-
11:55	0.0	0.0	11:55	0.0	0.0	-
11:56	0.0	0.0	11:56	0.0	0.0	-
11:57	0.0	0.0	11:57	0.0	0.0	-
11:58	0.0	0.0	11:58	0.0	0.0	-
11:59	0.0	0.0	11:59	0.0	0.0	-
12:00	0.0	0.0	12:00	0.0	0.0	-
12:01	0.0	0.0	12:01	0.0	0.0	-
12:02	0.0	0.0	12:02	0.0	0.0	-
12:03	0.0	0.0	12:03	0.0	0.0	-
12:04	0.0	0.0	12:04	0.0	0.0	-
12:05	0.0	0.0	12:05	0.0	0.0	-
12:06	0.0	0.0	12:06	0.0	0.0	-
12:07	0.0	0.0	12:07	0.0	0.0	-
12:08	0.0	0.0	12:08	0.0	0.0	-
12:09	0.0	0.0	12:09	0.0	0.0	-
12:10	0.0	0.0	12:10	0.0	0.0	-
12:11	0.0	0.0	12:11	0.0	0.0	-
12:12	0.0	0.0	12:12	0.0	0.0	-
12:13	0.0	0.0	12:13	0.0	0.0	-

Grand Union Bowling Alley Site
BCP #360222
150 Westchester Avenue, Port Chester
January 2, 2025

PID DATA						
Upwind			Downwind			
Time	Concentration (ppm)	15-Min Avg Concentration (ppm)	Time	Concentration (ppm)	15-Min Avg Concentration (ppm)	Exceeds VOC Alarm Limit
12:14	0.0	0.0	12:14	0.0	0.0	-
12:15	0.0	0.0	12:15	0.0	0.0	-
12:16	0.0	0.0	12:16	0.0	0.0	-
12:17	0.0	0.0	12:17	0.0	0.0	-
12:18	0.0	0.0	12:18	0.0	0.0	-
12:19	0.0	0.0	12:19	0.0	0.0	-
12:20	0.0	0.0	12:20	0.0	0.0	-
12:21	0.0	0.0	12:21	0.0	0.0	-
12:22	0.0	0.0	12:22	0.0	0.0	-
12:23	0.0	0.0	12:23	0.0	0.0	-
12:24	0.0	0.0	12:24	0.0	0.0	-
12:25	0.0	0.0	12:25	0.0	0.0	-
12:26	0.0	0.0	12:26	0.0	0.0	-
12:27	0.0	0.0	12:27	0.0	0.0	-
12:28	0.0	0.0	12:28	0.0	0.0	-
12:29	0.0	0.0	12:29	0.0	0.0	-
12:30	0.0	0.0	12:30	0.0	0.0	-
12:31	0.0	0.0	12:31	0.0	0.0	-
12:32	0.0	0.0	12:32	0.0	0.0	-
12:33	0.0	0.0	12:33	0.0	0.0	-
12:34	0.0	0.0	12:34	0.0	0.0	-
12:35	0.0	0.0	12:35	0.0	0.0	-
12:36	0.0	0.0	12:36	0.0	0.0	-
12:37	0.0	0.0	12:37	0.0	0.0	-
12:38	0.0	0.0	12:38	0.0	0.0	-
12:39	0.0	0.0	12:39	0.0	0.0	-
12:40	0.0	0.0	12:40	0.0	0.0	-
12:41	0.0	0.0	12:41	0.0	0.0	-
12:42	0.0	0.0	12:42	0.0	0.0	-
12:43	0.0	0.0	12:43	0.0	0.0	-
12:44	0.0	0.0	12:44	0.0	0.0	-
12:45	0.0	0.0	12:45	0.0	0.0	-
12:46	0.0	0.0	12:46	0.0	0.0	-
12:47	0.0	0.0	12:47	0.0	0.0	-
12:48	0.0	0.0	12:48	0.0	0.0	-
12:49	0.0	0.0	12:49	0.0	0.0	-
12:50	0.0	0.0	12:50	0.0	0.0	-
12:51	0.0	0.0	12:51	0.0	0.0	-
12:52	0.0	0.0	12:52	0.0	0.0	-
12:53	0.0	0.0	12:53	0.0	0.0	-
12:54	0.0	0.0	12:54	0.0	0.0	-
12:55	0.0	0.0	12:55	0.0	0.0	-
12:56	0.0	0.0	12:56	0.0	0.0	-
12:57	0.0	0.0	12:57	0.0	0.0	-
12:58	0.0	0.0	12:58	0.0	0.0	-
12:59	0.0	0.0	12:59	0.0	0.0	-
13:00	0.0	0.0	13:00	0.0	0.0	-
13:01	0.0	0.0	13:01	0.0	0.0	-

Grand Union Bowling Alley Site
BCP #360222
150 Westchester Avenue, Port Chester
January 2, 2025

PID DATA						
Upwind			Downwind			
Time	Concentration (ppm)	15-Min Avg Concentration (ppm)	Time	Concentration (ppm)	15-Min Avg Concentration (ppm)	Exceeds VOC Alarm Limit
13:02	0.0	0.0	13:02	0.0	0.0	-
13:03	0.0	0.0	13:03	0.0	0.0	-
13:04	0.0	0.0	13:04	0.0	0.0	-
13:05	0.0	0.0	13:05	0.0	0.0	-
13:06	0.0	0.0	13:06	0.0	0.0	-
13:07	0.0	0.0	13:07	0.0	0.0	-
13:08	0.0	0.0	13:08	0.0	0.0	-
13:09	0.0	0.0	13:09	0.0	0.0	-
13:10	0.0	0.0	13:10	0.0	0.0	-
13:11	0.0	0.0	13:11	0.0	0.0	-
13:12	0.0	0.0	13:12	0.0	0.0	-
13:13	0.0	0.0	13:13	0.0	0.0	-
13:14	0.0	0.0	13:14	0.0	0.0	-
13:15	0.0	0.0	13:15	0.0	0.0	-
13:16	0.0	0.0	13:16	0.0	0.0	-
13:17	0.0	0.0	13:17	0.0	0.0	-
13:18	0.0	0.0	13:18	0.0	0.0	-
13:19	0.0	0.0	13:19	0.0	0.0	-
13:20	0.0	0.0	13:20	0.0	0.0	-
13:21	0.0	0.0	13:21	0.0	0.0	-
13:22	0.0	0.0	13:22	0.0	0.0	-
13:23	0.0	0.0	13:23	0.0	0.0	-
13:24	0.0	0.0	13:24	0.0	0.0	-
13:25	0.0	0.0	13:25	0.0	0.0	-
13:26	0.0	0.0	13:26	0.0	0.0	-
13:27	0.0	0.0	13:27	0.0	0.0	-
13:28	0.0	0.0	13:28	0.0	0.0	-
13:29	0.0	0.0	13:29	0.0	0.0	-
13:30	0.0	0.0	13:30	0.0	0.0	-
13:31	0.0	0.0	13:31	0.0	0.0	-
13:32	0.0	0.0	13:32	0.0	0.0	-
13:33	0.0	0.0	13:33	0.0	0.0	-
13:34	0.0	0.0	13:34	0.0	0.0	-
13:35	0.0	0.0	13:35	0.0	0.0	-
13:36	0.0	0.0	13:36	0.0	0.0	-
13:37	0.0	0.0	13:37	0.0	0.0	-
13:38	0.0	0.0	13:38	0.0	0.0	-
13:39	0.0	0.0	13:39	0.0	0.0	-
13:40	0.0	0.0	13:40	0.0	0.0	-
13:41	0.0	0.0	13:41	0.0	0.0	-
13:42	0.0	0.0	13:42	0.0	0.0	-
13:43	0.0	0.0	13:43	0.0	0.0	-
13:44	0.0	0.0	13:44	0.0	0.0	-
13:45	0.0	0.0	13:45	0.0	0.0	-
13:46	0.0	0.0	13:46	0.0	0.0	-
13:47	0.0	0.0	13:47	0.0	0.0	-
13:48	0.0	0.0	13:48	0.0	0.0	-
13:49	0.0	0.0	13:49	0.0	0.0	-

Grand Union Bowling Alley Site
BCP #360222
150 Westchester Avenue, Port Chester
January 2, 2025

PID DATA						
Upwind			Downwind			
Time	Concentration (ppm)	15-Min Avg Concentration (ppm)	Time	Concentration (ppm)	15-Min Avg Concentration (ppm)	Exceeds VOC Alarm Limit
13:50	0.0	0.0	13:50	0.0	0.0	-
13:51	0.0	0.0	13:51	0.0	0.0	-
13:52	0.0	0.0	13:52	0.0	0.0	-
13:53	0.0	0.0	13:53	0.0	0.0	-
13:54	0.0	0.0	13:54	0.0	0.0	-
13:55	0.0	0.0	13:55	0.0	0.0	-
13:56	0.0	0.0	13:56	0.0	0.0	-
13:57	0.0	0.0	13:57	0.0	0.0	-
13:58	0.0	0.0	13:58	0.0	0.0	-
13:59	0.0	0.0	13:59	0.0	0.0	-
14:00	0.0	0.0	14:00	0.0	0.0	-
14:01	0.0	0.0	14:01	0.0	0.0	-
14:02	0.0	0.0	14:02	0.0	0.0	-
14:03	0.0	0.0	14:03	0.0	0.0	-
14:04	0.0	0.0	14:04	0.0	0.0	-
14:05	0.0	0.0	14:05	0.0	0.0	-
14:06	0.0	0.0	14:06	0.0	0.0	-
14:07	0.0	0.0	14:07	0.0	0.0	-
14:08	0.0	0.0	14:08	0.0	0.0	-
14:09	0.0	0.0	14:09	0.0	0.0	-
14:10	0.0	0.0	14:10	0.0	0.0	-
14:11	0.0	0.0	14:11	0.0	0.0	-
14:12	0.0	0.0	14:12	0.0	0.0	-
14:13	0.0	0.0	14:13	0.0	0.0	-
14:14	0.0	0.0	14:14	0.0	0.0	-
14:15	0.0	0.0	14:15	0.0	0.0	-
14:16	0.0	0.0	14:16	0.0	0.0	-
14:17	0.0	0.0	14:17	0.0	0.0	-
14:18	0.0	0.0	14:18	0.0	0.0	-
14:19	0.0	0.0	14:19	0.0	0.0	-
14:20	0.0	0.0	14:20	0.0	0.0	-
14:21	0.0	0.0	14:21	0.0	0.0	-
14:22	0.0	0.0	14:22	0.0	0.0	-
14:23	0.0	0.0	14:23	0.0	0.0	-
14:24	0.0	0.0	14:24	0.0	0.0	-
14:25	0.0	0.0	14:25	0.0	0.0	-
14:26	0.0	0.0	14:26	0.0	0.0	-
14:27	0.0	0.0	14:27	0.0	0.0	-
14:28	0.0	0.0	14:28	0.0	0.0	-
14:29	0.0	0.0	14:29	0.0	0.0	-
14:30	0.0	0.0	14:30	0.0	0.0	-
14:31	0.0	0.0	14:31	0.0	0.0	-
14:32	0.0	0.0	14:32	0.0	0.0	-
14:33	0.0	0.0	14:33	0.0	0.0	-
14:34	0.0	0.0	14:34	0.0	0.0	-
14:35	0.0	0.0	14:35	0.0	0.0	-
14:36	0.0	0.0	14:36	0.0	0.0	-
14:37	0.0	0.0	14:37	0.0	0.0	-

Grand Union Bowling Alley Site
BCP #360222
150 Westchester Avenue, Port Chester
January 2, 2025

PID DATA						
Upwind			Downwind			
Time	Concentration (ppm)	15-Min Avg Concentration (ppm)	Time	Concentration (ppm)	15-Min Avg Concentration (ppm)	Exceeds VOC Alarm Limit
14:38	0.0	0.0	14:38	0.0	0.0	-
14:39	0.0	0.0	14:39	0.0	0.0	-
14:40	0.0	0.0	14:40	0.0	0.0	-
14:41	0.0	0.0	14:41	0.0	0.0	-
14:42	0.0	0.0	14:42	0.0	0.0	-
14:43	0.0	0.0	14:43	0.0	0.0	-
14:44	0.0	0.0	14:44	0.0	0.0	-
14:45	0.0	0.0	14:45	0.0	0.0	-
14:46	0.0	0.0	14:46	0.0	0.0	-
14:47	0.0	0.0	14:47	0.0	0.0	-
14:48	0.0	0.0	14:48	0.0	0.0	-
14:49	0.0	0.0	14:49	0.0	0.0	-
14:50	0.0	0.0	14:50	0.0	0.0	-
14:51	0.0	0.0	14:51	0.0	0.0	-
14:52	0.0	0.0	14:52	0.0	0.0	-
14:53	0.0	0.0	14:53	0.0	0.0	-
14:54	0.0	0.0	14:54	0.0	0.0	-
14:55	0.0	0.0	14:55	0.0	0.0	-
14:56	0.0	0.0	14:56	0.0	0.0	-
14:57	0.0	0.0	14:57	0.0	0.0	-
14:58	0.0	0.0	14:58	0.0	0.0	-
14:59	0.0	0.0	14:59	0.0	0.0	-
15:00	0.0	0.0	15:00	0.0	0.0	-
15:01	0.0	0.0	15:01	0.0	0.0	-
15:02	0.0	0.0	15:02	0.0	0.0	-
15:03	0.0	0.0	15:03	0.0	0.0	-
15:04	0.0	0.0	15:04	0.0	0.0	-
15:05	0.0	0.0	15:05	0.0	0.0	-
15:06	0.0	0.0	15:06	0.0	0.0	-
15:07	0.0	0.0	15:07	0.0	0.0	-
15:08	0.0	0.0	15:08	0.0	0.0	-
15:09	0.0	0.0	15:09	0.0	0.0	-
15:10	0.0	0.0	15:10	0.0	0.0	-
15:11	0.0	0.0	15:11	0.0	0.0	-
15:12	0.0	0.0	15:12	0.0	0.0	-
15:13	0.0	0.0	15:13	0.0	0.0	-
15:14	0.0	0.0	15:14	0.0	0.0	-
15:15	0.0	0.0	15:15	0.0	0.0	-
15:16	0.0	0.0	15:16	0.0	0.0	-
15:17	0.0	0.0	15:17	0.0	0.0	-
15:18	0.0	0.0	15:18	0.0	0.0	-
15:19	0.0	0.0	15:19	0.0	0.0	-
15:20	0.0	0.0	15:20	0.0	0.0	-
15:21	0.0	0.0	15:21	0.0	0.0	-
15:22	0.0	0.0	15:22	0.0	0.0	-

SESI CONSULTING ENGINEERS

959 US-46 Floor 3, Suite 300 - Parsippany-Troy Hills, NJ

DAILY AIR MONITORING REPORT
150 Westchester Avenue
Port Chester, New York

01/03/2025

Rev. No. 0	Page 1 of 2
Project Number: 11895A	
Dust Action Level	150 µg/m^3
VOC Action Level	5 ppm

Weather Data Range for Work Day		Wind Direction	W	Relative Humidity (%)	49.0 - 60.0	Daily Rain Total (in)	0.00	Readings in the summary table and graphs below are the reported downwind concentrations.
Temperature (°F)	35.0 - 39.0	Wind Speed (MPH)	5.2 - 10.4	Barometer (inHg)	29.90 - 29.90	Avg. Dew Point Temp (°F)	22.1	

Station Location	Daily Avg. Dust Concentration (µg/m^3)	Max 15-Min Dust Concentration (µg/m^3)	Time of Max Dust Reading	Daily Avg. VOC Concentration (ppm)	Max 15-Min VOC Concentration (ppm)	Time of Max VOC Reading
Upwind	19.7	31.4	12:37	0.0	0.0	9:56
Downwind	51.2	67.9	14:19	0.0	0.0	9:59

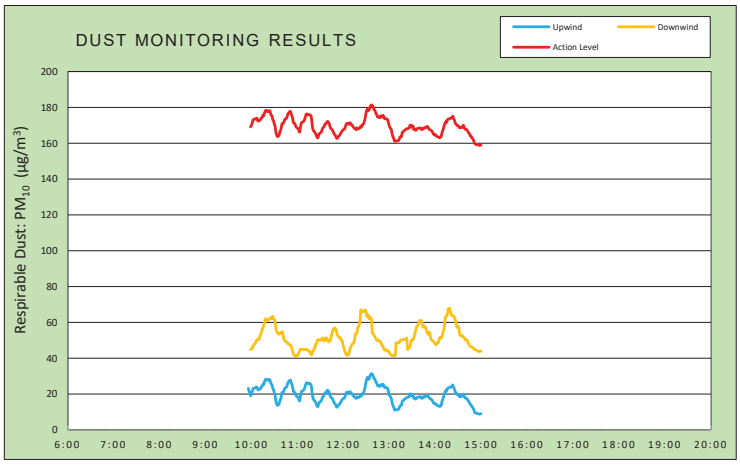

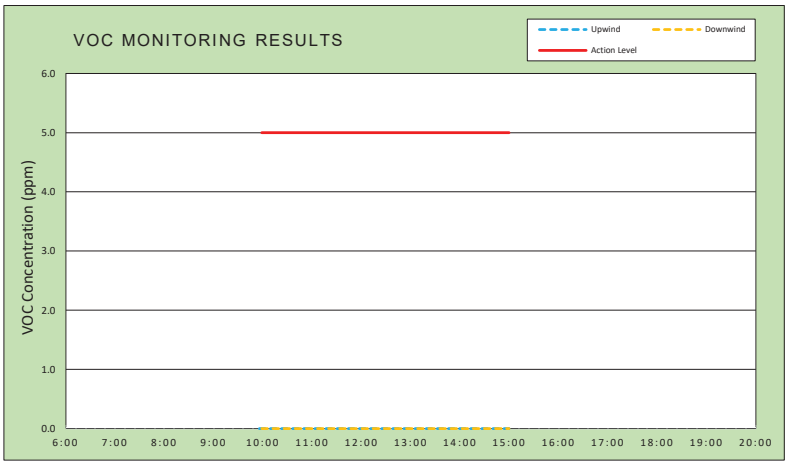

Air Monitoring Notes:

Weather Notes:

EMILCOTT
A Triumvirate Environmental Company

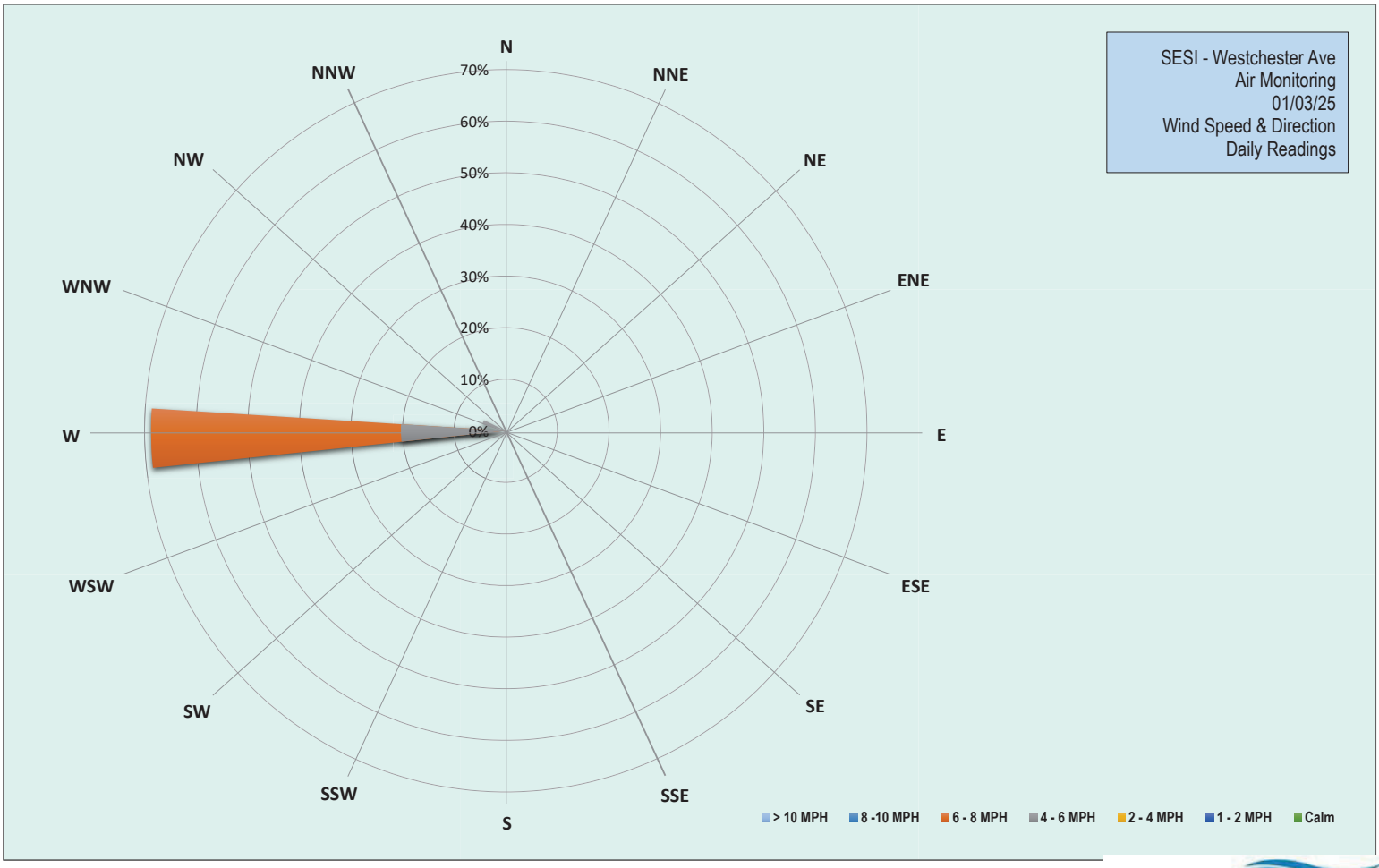

EMILCOTT
A Triumvirate Environmental Company

Grand Union Bowling Alley Site
BCP #360222
150 Westchester Avenue, Port Chester
January 3, 2025

Friday, January 3, 2025						
Number of Instances Where Downwind Particulates Exceeds Upwind Particulate + 150 =						0
Number of Comparable Data Points =						302
Start Time:						9:41
End Time:						15:00
PARTICULATE DATA						
Upwind			Downwind			Exceeds Particulate Alarm Limit
Time	Concentration (ug/m^3)	15-Min Avg Concentration (ug/m^3)	Time	Concentration (ug/m^3)	15-Min Avg Concentration (ug/m^3)	
9:41	47.0	-	9:41	-	-	-
9:42	40.0	-	9:42	-	-	-
9:43	40.3	-	9:43	-	-	-
9:44	44.8	-	9:44	25.0	-	-
9:45	16.8	-	9:45	42.3	-	-
9:46	13.5	-	9:46	42.3	-	-
9:47	13.3	-	9:47	52.8	-	-
9:48	12.3	-	9:48	39.5	-	-
9:49	17.3	-	9:49	41.0	-	-
9:50	21.0	-	9:50	49.3	-	-
9:51	13.5	-	9:51	45.8	-	-
9:52	11.8	-	9:52	36.3	-	-
9:53	25.5	-	9:53	48.5	-	-
9:54	23.8	-	9:54	44.0	-	-
9:55	27.5	-	9:55	51.3	-	-
9:56	26.8	23.2	9:56	47.0	-	-
9:57	18.8	21.8	9:57	47.5	-	-
9:58	27.0	20.9	9:58	44.5	-	-
9:59	18.5	19.1	9:59	42.0	44.9	-
10:00	28.8	19.9	10:00	45.3	45.1	-
10:01	30.5	21.1	10:01	44.3	45.3	-
10:02	37.8	22.7	10:02	72.3	46.6	-
10:03	20.8	23.3	10:03	50.8	47.3	-
10:04	19.5	23.4	10:04	51.0	48.0	-
10:05	22.0	23.5	10:05	54.0	48.3	-
10:06	13.0	23.5	10:06	59.3	49.2	-
10:07	21.0	24.1	10:07	53.0	50.3	-
10:08	11.5	23.1	10:08	48.8	50.3	-
10:09	11.3	22.3	10:09	49.5	50.7	-
10:10	33.3	22.7	10:10	50.0	50.6	-
10:11	29.0	22.8	10:11	68.0	52.0	-
10:12	23.5	23.2	10:12	69.3	53.5	-
10:13	41.0	24.1	10:13	56.3	54.2	-
10:14	22.8	24.4	10:14	72.3	56.3	-
10:15	45.3	25.5	10:15	51.3	56.7	-
10:16	27.8	25.3	10:16	67.5	58.2	-
10:17	58.3	26.7	10:17	93.3	59.6	-
10:18	37.0	27.7	10:18	80.5	61.6	-
10:19	28.8	28.4	10:19	58.8	62.1	-
10:20	16.0	28.0	10:20	48.8	61.8	-
10:21	15.0	28.1	10:21	53.0	61.3	-
10:22	14.0	27.6	10:22	47.3	61.0	-

Grand Union Bowling Alley Site
BCP #360222
150 Westchester Avenue, Port Chester
January 3, 2025

PARTICULATE DATA						
Upwind			Downwind			Exceeds Particulate Alarm Limit
Time	Concentration (ug/m^3)	15-Min Avg Concentration (ug/m^3)	Time	Concentration (ug/m^3)	15-Min Avg Concentration (ug/m^3)	
10:23	16.3	27.9	10:23	58.3	61.6	-
10:24	14.8	28.2	10:24	57.0	62.1	-
10:25	11.3	26.7	10:25	57.5	62.6	-
10:26	13.3	25.7	10:26	59.0	62.0	-
10:27	15.5	25.1	10:27	84.3	63.0	-
10:28	11.5	23.2	10:28	61.0	63.3	-
10:29	13.0	22.5	10:29	52.5	62.0	-
10:30	16.5	20.6	10:30	48.0	61.8	-
10:31	11.3	19.5	10:31	44.0	60.2	-
10:32	11.8	16.4	10:32	44.5	57.0	-
10:33	12.5	14.8	10:33	54.3	55.2	-
10:34	12.5	13.7	10:34	42.8	54.1	-
10:35	24.0	14.2	10:35	47.3	54.0	-
10:36	14.8	14.2	10:36	43.3	53.4	-
10:37	40.8	16.0	10:37	52.5	53.7	-
10:38	32.3	17.0	10:38	62.8	54.0	-
10:39	35.8	18.4	10:39	61.8	54.4	-
10:40	47.0	20.8	10:40	64.8	54.8	-
10:41	16.3	21.0	10:41	48.3	54.1	-
10:42	19.5	21.3	10:42	44.0	51.4	-
10:43	30.5	22.6	10:43	45.8	50.4	-
10:44	26.3	23.4	10:44	41.5	49.7	-
10:45	19.0	23.6	10:45	41.3	49.2	-
10:46	18.0	24.1	10:46	43.0	49.2	-
10:47	29.8	25.3	10:47	41.0	48.9	-
10:48	32.0	26.6	10:48	39.5	48.0	-
10:49	20.0	27.1	10:49	40.5	47.8	-
10:50	31.5	27.6	10:50	43.5	47.6	-
10:51	19.3	27.9	10:51	42.0	47.5	-
10:52	19.5	26.4	10:52	39.8	46.6	-
10:53	15.3	25.3	10:53	41.5	45.2	-
10:54	12.5	23.8	10:54	40.3	43.8	-
10:55	13.3	21.5	10:55	41.5	42.2	-
10:56	12.3	21.2	10:56	41.0	41.7	-
10:57	11.8	20.7	10:57	39.5	41.4	-
10:58	12.3	19.5	10:58	40.8	41.1	-
10:59	17.3	18.9	10:59	49.3	41.6	-
11:00	12.0	18.4	11:00	43.0	41.7	-
11:01	13.3	18.1	11:01	43.5	41.8	-
11:02	18.0	17.3	11:02	58.8	43.0	-
11:03	14.3	16.2	11:03	60.8	44.4	-
11:04	56.3	18.6	11:04	49.5	45.0	-
11:05	65.5	20.8	11:05	46.0	45.1	-
11:06	31.0	21.6	11:06	39.3	45.0	-
11:07	24.0	21.9	11:07	39.3	44.9	-
11:08	18.5	22.1	11:08	40.0	44.8	-
11:09	21.5	22.7	11:09	42.0	44.9	-
11:10	29.3	23.8	11:10	40.8	44.9	-

Grand Union Bowling Alley Site
BCP #360222
150 Westchester Avenue, Port Chester
January 3, 2025

PARTICULATE DATA						
Upwind			Downwind			Exceeds Particulate Alarm Limit
Time	Concentration (ug/m^3)	15-Min Avg Concentration (ug/m^3)	Time	Concentration (ug/m^3)	15-Min Avg Concentration (ug/m^3)	
11:11	35.8	25.4	11:11	40.5	44.9	-
11:12	26.0	26.3	11:12	39.8	44.9	-
11:13	11.3	26.3	11:13	41.8	44.9	-
11:14	12.3	25.9	11:14	39.5	44.3	-
11:15	13.0	26.0	11:15	39.0	44.0	-
11:16	13.5	26.0	11:16	42.5	44.0	-
11:17	10.8	25.5	11:17	44.5	43.0	-
11:18	10.3	25.3	11:18	44.3	41.9	-
11:19	11.0	22.2	11:19	54.0	42.2	-
11:20	10.8	18.6	11:20	67.3	43.6	-
11:21	11.5	17.3	11:21	48.0	44.2	-
11:22	12.3	16.5	11:22	54.5	45.2	-
11:23	12.0	16.1	11:23	48.8	45.8	-
11:24	10.5	15.3	11:24	74.0	47.9	-
11:25	12.5	14.2	11:25	42.8	48.1	-
11:26	21.0	13.2	11:26	61.3	49.5	-
11:27	24.0	13.1	11:27	54.0	50.4	-
11:28	34.0	14.6	11:28	40.0	50.3	-
11:29	24.5	15.4	11:29	39.5	50.3	-
11:30	17.5	15.7	11:30	40.0	50.4	-
11:31	18.5	16.1	11:31	40.3	50.2	-
11:32	25.0	17.0	11:32	49.5	50.5	-
11:33	29.5	18.3	11:33	56.5	51.4	-
11:34	18.3	18.8	11:34	46.8	50.9	-
11:35	19.0	19.3	11:35	49.8	49.7	-
11:36	29.3	20.5	11:36	51.5	49.9	-
11:37	18.3	20.9	11:37	73.3	51.2	-
11:38	16.0	21.2	11:38	52.3	51.4	-
11:39	22.5	22.0	11:39	54.8	50.1	-
11:40	14.8	22.1	11:40	47.0	50.4	-
11:41	10.3	21.4	11:41	40.8	49.1	-
11:42	11.5	20.6	11:42	61.0	49.5	-
11:43	9.3	18.9	11:43	45.3	49.9	-
11:44	14.3	18.3	11:44	61.0	51.3	-
11:45	10.8	17.8	11:45	74.3	53.6	-
11:46	10.8	17.3	11:46	60.5	54.9	-
11:47	12.0	16.4	11:47	68.0	56.2	-
11:48	11.5	15.2	11:48	57.3	56.2	-
11:49	11.3	14.8	11:49	58.8	57.0	-
11:50	10.8	14.2	11:50	40.5	56.4	-
11:51	12.3	13.1	11:51	38.8	55.6	-
11:52	12.3	12.7	11:52	40.8	53.4	-
11:53	27.8	13.5	11:53	40.3	52.6	-
11:54	25.5	13.7	11:54	43.5	51.8	-
11:55	27.5	14.5	11:55	42.3	51.5	-
11:56	16.3	14.9	11:56	43.8	51.7	-
11:57	24.5	15.8	11:57	41.3	50.4	-
11:58	20.3	16.5	11:58	42.5	50.2	-

Grand Union Bowling Alley Site
BCP #360222
150 Westchester Avenue, Port Chester
January 3, 2025

PARTICULATE DATA						
Upwind			Downwind			Exceeds Particulate Alarm Limit
Time	Concentration (ug/m^3)	15-Min Avg Concentration (ug/m^3)	Time	Concentration (ug/m^3)	15-Min Avg Concentration (ug/m^3)	
11:59	22.8	17.1	11:59	41.5	48.9	-
12:00	18.3	17.6	12:00	42.5	46.8	-
12:01	12.8	17.7	12:01	43.3	45.7	-
12:02	19.5	18.2	12:02	41.8	43.9	-
12:03	30.8	19.5	12:03	45.0	43.1	-
12:04	30.3	20.8	12:04	39.5	41.8	-
12:05	15.8	21.1	12:05	39.8	41.8	-
12:06	11.8	21.1	12:06	40.5	41.9	-
12:07	11.5	21.0	12:07	41.8	41.9	-
12:08	20.3	20.5	12:08	63.0	43.5	-
12:09	39.5	21.4	12:09	72.8	45.4	-
12:10	15.8	20.7	12:10	58.0	46.5	-
12:11	12.5	20.4	12:11	53.3	47.1	-
12:12	15.3	19.8	12:12	54.8	48.0	-
12:13	12.0	19.2	12:13	47.5	48.3	-
12:14	13.3	18.6	12:14	52.0	49.0	-
12:15	13.3	18.3	12:15	72.5	51.0	-
12:16	11.0	18.2	12:16	81.5	53.6	-
12:17	10.3	17.5	12:17	45.5	53.8	-
12:18	46.5	18.6	12:18	51.8	54.3	-
12:19	22.5	18.1	12:19	80.3	57.0	-
12:20	16.3	18.1	12:20	53.3	57.9	-
12:21	15.8	18.4	12:21	50.0	58.5	-
12:22	15.0	18.6	12:22	75.8	60.8	-
12:23	36.0	19.7	12:23	156.5	67.0	-
12:24	31.3	19.1	12:24	59.8	66.2	-
12:25	32.0	20.2	12:25	56.5	66.1	-
12:26	18.0	20.6	12:26	51.5	65.9	-
12:27	27.0	21.3	12:27	59.0	66.2	-
12:28	34.8	22.9	12:28	56.5	66.8	-
12:29	43.5	24.9	12:29	52.5	66.9	-
12:30	52.0	27.5	12:30	53.0	65.6	-
12:31	28.0	28.6	12:31	49.0	63.4	-
12:32	22.8	29.4	12:32	56.8	64.1	-
12:33	28.5	28.2	12:33	51.0	64.1	-
12:34	31.5	28.8	12:34	49.8	62.1	-
12:35	37.0	30.2	12:35	56.3	62.3	-
12:36	29.3	31.1	12:36	55.8	62.6	-
12:37	19.5	31.4	12:37	50.3	60.9	-
12:38	29.8	31.0	12:38	54.5	54.1	-
12:39	22.3	30.4	12:39	53.8	53.7	-
12:40	10.5	29.0	12:40	44.8	53.0	-
12:41	11.5	28.5	12:41	40.8	52.2	-
12:42	13.3	27.6	12:42	46.3	51.4	-
12:43	17.0	26.4	12:43	45.3	50.6	-
12:44	33.8	25.8	12:44	42.0	49.9	-
12:45	34.5	24.6	12:45	54.5	50.0	-
12:46	28.0	24.6	12:46	52.0	50.2	-

Grand Union Bowling Alley Site
BCP #360222
150 Westchester Avenue, Port Chester
January 3, 2025

PARTICULATE DATA						
Upwind			Downwind			Exceeds Particulate Alarm Limit
Time	Concentration (ug/m^3)	15-Min Avg Concentration (ug/m^3)	Time	Concentration (ug/m^3)	15-Min Avg Concentration (ug/m^3)	
12:47	22.0	24.6	12:47	47.5	49.6	-
12:48	24.5	24.3	12:48	47.5	49.4	-
12:49	46.8	25.3	12:49	43.3	49.0	-
12:50	32.8	25.0	12:50	40.5	47.9	-
12:51	23.3	24.6	12:51	41.0	46.9	-
12:52	34.0	25.6	12:52	42.3	46.4	-
12:53	14.8	24.6	12:53	40.8	45.5	-
12:54	9.3	23.7	12:54	39.3	44.5	-
12:55	9.5	23.7	12:55	47.0	44.7	-
12:56	12.3	23.7	12:56	42.3	44.8	-
12:57	11.0	23.6	12:57	38.8	44.3	-
12:58	10.5	23.1	12:58	42.8	44.1	-
12:59	10.8	21.6	12:59	43.0	44.2	-
13:00	9.8	19.9	13:00	41.0	43.3	-
13:01	10.8	18.8	13:01	39.5	42.4	-
13:02	13.5	18.2	13:02	41.8	42.0	-
13:03	11.3	17.3	13:03	41.3	41.6	-
13:04	11.3	15.0	13:04	40.3	41.4	-
13:05	11.5	13.6	13:05	42.3	41.5	-
13:06	10.3	12.7	13:06	40.0	41.5	-
13:07	11.8	11.2	13:07	41.0	41.4	-
13:08	13.0	11.1	13:08	43.5	41.6	-
13:09	11.8	11.3	13:09	146.8	48.7	-
13:10	10.5	11.3	13:10	45.0	48.6	-
13:11	13.5	11.4	13:11	41.0	48.5	-
13:12	11.3	11.4	13:12	41.5	48.7	-
13:13	19.8	12.0	13:13	44.8	48.8	-
13:14	30.8	13.4	13:14	53.0	49.5	-
13:15	13.8	13.6	13:15	52.3	50.3	-
13:16	11.3	13.7	13:16	39.8	50.3	-
13:17	44.5	15.7	13:17	42.3	50.3	-
13:18	20.5	16.4	13:18	42.8	50.4	-
13:19	17.3	16.8	13:19	42.8	50.6	-
13:20	16.8	17.1	13:20	41.8	50.5	-
13:21	14.8	17.4	13:21	43.3	50.8	-
13:22	19.3	17.9	13:22	41.8	50.8	-
13:23	15.3	18.1	13:23	51.3	51.3	-
13:24	13.0	18.1	13:24	50.3	44.9	-
13:25	13.3	18.3	13:25	54.0	45.5	-
13:26	16.0	18.5	13:26	47.3	45.9	-
13:27	31.0	19.8	13:27	45.5	46.2	-
13:28	25.0	20.2	13:28	69.5	47.8	-
13:29	15.0	19.1	13:29	86.5	50.1	-
13:30	12.8	19.0	13:30	49.3	49.9	-
13:31	22.3	19.8	13:31	47.8	50.4	-
13:32	14.5	17.8	13:32	55.8	51.3	-
13:33	22.5	17.9	13:33	65.0	52.8	-
13:34	10.0	17.4	13:34	70.8	54.6	-

Grand Union Bowling Alley Site
BCP #360222
150 Westchester Avenue, Port Chester
January 3, 2025

PARTICULATE DATA						
Upwind			Downwind			Exceeds Particulate Alarm Limit
Time	Concentration (ug/m^3)	15-Min Avg Concentration (ug/m^3)	Time	Concentration (ug/m^3)	15-Min Avg Concentration (ug/m^3)	
13:35	13.8	17.2	13:35	64.8	56.2	-
13:36	26.3	18.0	13:36	66.3	57.7	-
13:37	23.0	18.2	13:37	49.3	58.2	-
13:38	17.3	18.4	13:38	56.5	58.6	-
13:39	13.3	18.4	13:39	80.3	60.6	-
13:40	14.8	18.5	13:40	61.3	61.0	-
13:41	17.0	18.6	13:41	46.8	61.0	-
13:42	20.3	17.8	13:42	47.0	61.1	-
13:43	21.8	17.6	13:43	50.0	59.8	-
13:44	21.0	18.0	13:44	51.3	57.5	-
13:45	21.0	18.6	13:45	51.3	57.6	-
13:46	19.5	18.4	13:46	55.5	58.1	-
13:47	20.3	18.8	13:47	49.8	57.7	-
13:48	21.5	18.7	13:48	47.3	56.5	-
13:49	17.5	19.2	13:49	46.8	54.9	-
13:50	16.5	19.4	13:50	55.8	54.3	-
13:51	17.5	18.8	13:51	51.0	53.3	-
13:52	11.5	18.0	13:52	70.0	54.7	-
13:53	10.5	17.6	13:53	49.5	54.2	-
13:54	10.0	17.4	13:54	42.5	51.7	-
13:55	10.3	17.1	13:55	42.0	50.4	-
13:56	10.3	16.6	13:56	41.3	50.1	-
13:57	9.5	15.9	13:57	43.3	49.8	-
13:58	10.0	15.1	13:58	41.5	49.2	-
13:59	13.5	14.6	13:59	42.5	48.7	-
14:00	25.5	14.9	14:00	43.8	48.2	-
14:01	9.8	14.3	14:01	44.3	47.4	-
14:02	16.5	14.0	14:02	58.8	48.0	-
14:03	15.5	13.6	14:03	55.0	48.5	-
14:04	15.5	13.5	14:04	48.3	48.6	-
14:05	15.5	13.4	14:05	72.5	49.7	-
14:06	12.0	13.1	14:06	77.8	51.5	-
14:07	16.5	13.4	14:07	66.0	51.3	-
14:08	16.3	13.8	14:08	50.3	51.3	-
14:09	42.0	15.9	14:09	61.5	52.6	-
14:10	27.8	17.1	14:10	61.3	53.9	-
14:11	29.0	18.3	14:11	62.8	55.3	-
14:12	36.8	20.1	14:12	75.3	57.4	-
14:13	24.0	21.1	14:13	102.8	61.5	-
14:14	28.8	22.1	14:14	69.3	63.3	-
14:15	19.0	21.7	14:15	49.3	63.7	-
14:16	29.5	23.0	14:16	53.5	64.3	-
14:17	23.5	23.4	14:17	108.0	67.6	-
14:18	17.0	23.5	14:18	54.3	67.5	-
14:19	19.8	23.8	14:19	54.0	67.9	-
14:20	15.3	23.8	14:20	45.5	66.1	-
14:21	16.8	24.1	14:21	52.8	64.4	-
14:22	17.3	24.2	14:22	56.0	63.8	-

Grand Union Bowling Alley Site
BCP #360222
150 Westchester Avenue, Port Chester
January 3, 2025

PARTICULATE DATA						
Upwind			Downwind			Exceeds Particulate Alarm Limit
Time	Concentration (ug/m^3)	15-Min Avg Concentration (ug/m^3)	Time	Concentration (ug/m^3)	15-Min Avg Concentration (ug/m^3)	
14:23	31.3	25.2	14:23	52.3	63.9	-
14:24	23.8	24.0	14:24	58.5	63.7	-
14:25	14.5	23.1	14:25	50.5	63.0	-
14:26	9.5	21.8	14:26	45.3	61.8	-
14:27	21.5	20.8	14:27	53.3	60.3	-
14:28	19.8	20.5	14:28	67.5	58.0	-
14:29	17.5	19.7	14:29	56.5	57.1	-
14:30	19.3	19.7	14:30	57.0	57.7	-
14:31	24.0	19.4	14:31	50.0	57.4	-
14:32	11.3	18.6	14:32	46.0	53.3	-
14:33	21.3	18.8	14:33	46.3	52.8	-
14:34	16.8	18.6	14:34	50.0	52.5	-
14:35	18.5	18.9	14:35	48.5	52.7	-
14:36	27.0	19.5	14:36	50.8	52.6	-
14:37	24.5	20.0	14:37	46.3	51.9	-
14:38	11.3	18.7	14:38	44.5	51.4	-
14:39	13.0	18.0	14:39	45.3	50.5	-
14:40	11.5	17.8	14:40	49.5	50.4	-
14:41	9.5	17.8	14:41	46.3	50.5	-
14:42	10.8	17.1	14:42	44.5	49.9	-
14:43	10.8	16.5	14:43	50.3	48.8	-
14:44	8.0	15.8	14:44	43.5	47.9	-
14:45	9.3	15.2	14:45	46.0	47.2	-
14:46	8.0	14.1	14:46	43.0	46.7	-
14:47	9.0	13.9	14:47	43.5	46.5	-
14:48	8.3	13.1	14:48	44.0	46.4	-
14:49	9.0	12.6	14:49	42.5	45.9	-
14:50	8.8	11.9	14:50	43.3	45.5	-
14:51	9.8	10.8	14:51	44.3	45.1	-
14:52	8.8	9.7	14:52	42.5	44.9	-
14:53	8.0	9.5	14:53	42.0	44.7	-
14:54	9.0	9.2	14:54	42.8	44.5	-
14:55	10.5	9.2	14:55	43.8	44.1	-
14:56	8.8	9.1	14:56	44.0	44.0	-
14:57	8.5	9.0	14:57	43.8	43.9	-
14:58	8.8	8.8	14:58	46.0	43.7	-
14:59	10.0	9.0	14:59	48.8	44.0	-
15:00	10.6	9.0	15:00	45.5	44.0	-

Grand Union Bowling Alley Site
BCP #360222
150 Westchester Avenue, Port Chester
January 3, 2025

Friday, January 3, 2025						
Number of Instances Where Downwind VOCs Exceeds Upwind VOCs + 5 =						0
Number of Comparable Data Points =						302
Start Time:						9:41
End Time:						15:00
PID DATA						
Upwind			Downwind			Exceeds VOC Alarm Limit
Time	Concentration (ppm)	15-Min Avg Concentration (ppm)	Time	Concentration (ppm)	15-Min Avg Concentration (ppm)	
9:41	0.0	-	9:41	-	-	-
9:42	0.0	-	9:42	-	-	-
9:43	0.0	-	9:43	-	-	-
9:44	0.0	-	9:44	0.0	-	-
9:45	0.0	-	9:45	0.0	-	-
9:46	0.0	-	9:46	0.0	-	-
9:47	0.0	-	9:47	0.0	-	-
9:48	0.0	-	9:48	0.0	-	-
9:49	0.0	-	9:49	0.0	-	-
9:50	0.0	-	9:50	0.0	-	-
9:51	0.0	-	9:51	0.0	-	-
9:52	0.0	-	9:52	0.0	-	-
9:53	0.0	-	9:53	0.0	-	-
9:54	0.0	-	9:54	0.0	-	-
9:55	0.0	-	9:55	0.0	-	-
9:56	0.0	0.0	9:56	0.0	-	-
9:57	0.0	0.0	9:57	0.0	-	-
9:58	0.0	0.0	9:58	0.0	-	-
9:59	0.0	0.0	9:59	0.0	0.0	-
10:00	0.0	0.0	10:00	0.0	0.0	-
10:01	0.0	0.0	10:01	0.0	0.0	-
10:02	0.0	0.0	10:02	0.0	0.0	-
10:03	0.0	0.0	10:03	0.0	0.0	-
10:04	0.0	0.0	10:04	0.0	0.0	-
10:05	0.0	0.0	10:05	0.0	0.0	-
10:06	0.0	0.0	10:06	0.0	0.0	-
10:07	0.0	0.0	10:07	0.0	0.0	-
10:08	0.0	0.0	10:08	0.0	0.0	-
10:09	0.0	0.0	10:09	0.0	0.0	-
10:10	0.0	0.0	10:10	0.0	0.0	-
10:11	0.0	0.0	10:11	0.0	0.0	-
10:12	0.0	0.0	10:12	0.0	0.0	-
10:13	0.0	0.0	10:13	0.0	0.0	-
10:14	0.0	0.0	10:14	0.0	0.0	-
10:15	0.0	0.0	10:15	0.0	0.0	-
10:16	0.0	0.0	10:16	0.0	0.0	-
10:17	0.0	0.0	10:17	0.0	0.0	-
10:18	0.0	0.0	10:18	0.0	0.0	-
10:19	0.0	0.0	10:19	0.0	0.0	-
10:20	0.0	0.0	10:20	0.0	0.0	-
10:21	0.0	0.0	10:21	0.0	0.0	-
10:22	0.0	0.0	10:22	0.0	0.0	-
10:23	0.0	0.0	10:23	0.0	0.0	-

Grand Union Bowling Alley Site
BCP #360222
150 Westchester Avenue, Port Chester
January 3, 2025

PID DATA						
Upwind			Downwind			
Time	Concentration (ppm)	15-Min Avg Concentration (ppm)	Time	Concentration (ppm)	15-Min Avg Concentration (ppm)	Exceeds VOC Alarm Limit
10:24	0.0	0.0	10:24	0.0	0.0	-
10:25	0.0	0.0	10:25	0.0	0.0	-
10:26	0.0	0.0	10:26	0.0	0.0	-
10:27	0.0	0.0	10:27	0.0	0.0	-
10:28	0.0	0.0	10:28	0.0	0.0	-
10:29	0.0	0.0	10:29	0.0	0.0	-
10:30	0.0	0.0	10:30	0.0	0.0	-
10:31	0.0	0.0	10:31	0.0	0.0	-
10:32	0.0	0.0	10:32	0.0	0.0	-
10:33	0.0	0.0	10:33	0.0	0.0	-
10:34	0.0	0.0	10:34	0.0	0.0	-
10:35	0.0	0.0	10:35	0.0	0.0	-
10:36	0.0	0.0	10:36	0.0	0.0	-
10:37	0.0	0.0	10:37	0.0	0.0	-
10:38	0.0	0.0	10:38	0.0	0.0	-
10:39	0.0	0.0	10:39	0.0	0.0	-
10:40	0.0	0.0	10:40	0.0	0.0	-
10:41	0.0	0.0	10:41	0.0	0.0	-
10:42	0.0	0.0	10:42	0.0	0.0	-
10:43	0.0	0.0	10:43	0.0	0.0	-
10:44	0.0	0.0	10:44	0.0	0.0	-
10:45	0.0	0.0	10:45	0.0	0.0	-
10:46	0.0	0.0	10:46	0.0	0.0	-
10:47	0.0	0.0	10:47	0.0	0.0	-
10:48	0.0	0.0	10:48	0.0	0.0	-
10:49	0.0	0.0	10:49	0.0	0.0	-
10:50	0.0	0.0	10:50	0.0	0.0	-
10:51	0.0	0.0	10:51	0.0	0.0	-
10:52	0.0	0.0	10:52	0.0	0.0	-
10:53	0.0	0.0	10:53	0.0	0.0	-
10:54	0.0	0.0	10:54	0.0	0.0	-
10:55	0.0	0.0	10:55	0.0	0.0	-
10:56	0.0	0.0	10:56	0.0	0.0	-
10:57	0.0	0.0	10:57	0.0	0.0	-
10:58	0.0	0.0	10:58	0.0	0.0	-
10:59	0.0	0.0	10:59	0.0	0.0	-
11:00	0.0	0.0	11:00	0.0	0.0	-
11:01	0.0	0.0	11:01	0.0	0.0	-
11:02	0.0	0.0	11:02	0.0	0.0	-
11:03	0.0	0.0	11:03	0.0	0.0	-
11:04	0.0	0.0	11:04	0.0	0.0	-
11:05	0.0	0.0	11:05	0.0	0.0	-
11:06	0.0	0.0	11:06	0.0	0.0	-
11:07	0.0	0.0	11:07	0.0	0.0	-
11:08	0.0	0.0	11:08	0.0	0.0	-
11:09	0.0	0.0	11:09	0.0	0.0	-
11:10	0.0	0.0	11:10	0.0	0.0	-
11:11	0.0	0.0	11:11	0.0	0.0	-

Grand Union Bowling Alley Site
BCP #360222
150 Westchester Avenue, Port Chester
January 3, 2025

PID DATA						
Upwind			Downwind			
Time	Concentration (ppm)	15-Min Avg Concentration (ppm)	Time	Concentration (ppm)	15-Min Avg Concentration (ppm)	Exceeds VOC Alarm Limit
11:12	0.0	0.0	11:12	0.0	0.0	-
11:13	0.0	0.0	11:13	0.0	0.0	-
11:14	0.0	0.0	11:14	0.0	0.0	-
11:15	0.0	0.0	11:15	0.0	0.0	-
11:16	0.0	0.0	11:16	0.0	0.0	-
11:17	0.0	0.0	11:17	0.0	0.0	-
11:18	0.0	0.0	11:18	0.0	0.0	-
11:19	0.0	0.0	11:19	0.0	0.0	-
11:20	0.0	0.0	11:20	0.0	0.0	-
11:21	0.0	0.0	11:21	0.0	0.0	-
11:22	0.0	0.0	11:22	0.0	0.0	-
11:23	0.0	0.0	11:23	0.0	0.0	-
11:24	0.0	0.0	11:24	0.0	0.0	-
11:25	0.0	0.0	11:25	0.0	0.0	-
11:26	0.0	0.0	11:26	0.0	0.0	-
11:27	0.0	0.0	11:27	0.0	0.0	-
11:28	0.0	0.0	11:28	0.0	0.0	-
11:29	0.0	0.0	11:29	0.0	0.0	-
11:30	0.0	0.0	11:30	0.0	0.0	-
11:31	0.0	0.0	11:31	0.0	0.0	-
11:32	0.0	0.0	11:32	0.0	0.0	-
11:33	0.0	0.0	11:33	0.0	0.0	-
11:34	0.0	0.0	11:34	0.0	0.0	-
11:35	0.0	0.0	11:35	0.0	0.0	-
11:36	0.0	0.0	11:36	0.0	0.0	-
11:37	0.0	0.0	11:37	0.0	0.0	-
11:38	0.0	0.0	11:38	0.0	0.0	-
11:39	0.0	0.0	11:39	0.0	0.0	-
11:40	0.0	0.0	11:40	0.0	0.0	-
11:41	0.0	0.0	11:41	0.0	0.0	-
11:42	0.0	0.0	11:42	0.0	0.0	-
11:43	0.0	0.0	11:43	0.0	0.0	-
11:44	0.0	0.0	11:44	0.0	0.0	-
11:45	0.0	0.0	11:45	0.0	0.0	-
11:46	0.0	0.0	11:46	0.0	0.0	-
11:47	0.0	0.0	11:47	0.0	0.0	-
11:48	0.0	0.0	11:48	0.0	0.0	-
11:49	0.0	0.0	11:49	0.0	0.0	-
11:50	0.0	0.0	11:50	0.0	0.0	-
11:51	0.0	0.0	11:51	0.0	0.0	-
11:52	0.0	0.0	11:52	0.0	0.0	-
11:53	0.0	0.0	11:53	0.0	0.0	-
11:54	0.0	0.0	11:54	0.0	0.0	-
11:55	0.0	0.0	11:55	0.0	0.0	-
11:56	0.0	0.0	11:56	0.0	0.0	-
11:57	0.0	0.0	11:57	0.0	0.0	-
11:58	0.0	0.0	11:58	0.0	0.0	-
11:59	0.0	0.0	11:59	0.0	0.0	-

Grand Union Bowling Alley Site
BCP #360222
150 Westchester Avenue, Port Chester
January 3, 2025

PID DATA						
Upwind			Downwind			
Time	Concentration (ppm)	15-Min Avg Concentration (ppm)	Time	Concentration (ppm)	15-Min Avg Concentration (ppm)	Exceeds VOC Alarm Limit
12:00	0.0	0.0	12:00	0.0	0.0	-
12:01	0.0	0.0	12:01	0.0	0.0	-
12:02	0.0	0.0	12:02	0.0	0.0	-
12:03	0.0	0.0	12:03	0.0	0.0	-
12:04	0.0	0.0	12:04	0.0	0.0	-
12:05	0.0	0.0	12:05	0.0	0.0	-
12:06	0.0	0.0	12:06	0.0	0.0	-
12:07	0.0	0.0	12:07	0.0	0.0	-
12:08	0.0	0.0	12:08	0.0	0.0	-
12:09	0.0	0.0	12:09	0.0	0.0	-
12:10	0.0	0.0	12:10	0.0	0.0	-
12:11	0.0	0.0	12:11	0.0	0.0	-
12:12	0.0	0.0	12:12	0.0	0.0	-
12:13	0.0	0.0	12:13	0.0	0.0	-
12:14	0.0	0.0	12:14	0.0	0.0	-
12:15	0.0	0.0	12:15	0.0	0.0	-
12:16	0.0	0.0	12:16	0.0	0.0	-
12:17	0.0	0.0	12:17	0.0	0.0	-
12:18	0.0	0.0	12:18	0.0	0.0	-
12:19	0.0	0.0	12:19	0.0	0.0	-
12:20	0.0	0.0	12:20	0.0	0.0	-
12:21	0.0	0.0	12:21	0.0	0.0	-
12:22	0.0	0.0	12:22	0.0	0.0	-
12:23	0.0	0.0	12:23	0.0	0.0	-
12:24	0.0	0.0	12:24	0.0	0.0	-
12:25	0.0	0.0	12:25	0.0	0.0	-
12:26	0.0	0.0	12:26	0.0	0.0	-
12:27	0.0	0.0	12:27	0.0	0.0	-
12:28	0.0	0.0	12:28	0.0	0.0	-
12:29	0.0	0.0	12:29	0.0	0.0	-
12:30	0.0	0.0	12:30	0.0	0.0	-
12:31	0.0	0.0	12:31	0.0	0.0	-
12:32	0.0	0.0	12:32	0.0	0.0	-
12:33	0.0	0.0	12:33	0.0	0.0	-
12:34	0.0	0.0	12:34	0.0	0.0	-
12:35	0.0	0.0	12:35	0.0	0.0	-
12:36	0.0	0.0	12:36	0.0	0.0	-
12:37	0.0	0.0	12:37	0.0	0.0	-
12:38	0.0	0.0	12:38	0.0	0.0	-
12:39	0.0	0.0	12:39	0.0	0.0	-
12:40	0.0	0.0	12:40	0.0	0.0	-
12:41	0.0	0.0	12:41	0.0	0.0	-
12:42	0.0	0.0	12:42	0.0	0.0	-
12:43	0.0	0.0	12:43	0.0	0.0	-
12:44	0.0	0.0	12:44	0.0	0.0	-
12:45	0.0	0.0	12:45	0.0	0.0	-
12:46	0.0	0.0	12:46	0.0	0.0	-
12:47	0.0	0.0	12:47	0.0	0.0	-

Grand Union Bowling Alley Site
BCP #360222
150 Westchester Avenue, Port Chester
January 3, 2025

PID DATA						
Upwind			Downwind			
Time	Concentration (ppm)	15-Min Avg Concentration (ppm)	Time	Concentration (ppm)	15-Min Avg Concentration (ppm)	Exceeds VOC Alarm Limit
12:48	0.0	0.0	12:48	0.0	0.0	-
12:49	0.0	0.0	12:49	0.0	0.0	-
12:50	0.0	0.0	12:50	0.0	0.0	-
12:51	0.0	0.0	12:51	0.0	0.0	-
12:52	0.0	0.0	12:52	0.0	0.0	-
12:53	0.0	0.0	12:53	0.0	0.0	-
12:54	0.0	0.0	12:54	0.0	0.0	-
12:55	0.0	0.0	12:55	0.0	0.0	-
12:56	0.0	0.0	12:56	0.0	0.0	-
12:57	0.0	0.0	12:57	0.0	0.0	-
12:58	0.0	0.0	12:58	0.0	0.0	-
12:59	0.0	0.0	12:59	0.0	0.0	-
13:00	0.0	0.0	13:00	0.0	0.0	-
13:01	0.0	0.0	13:01	0.0	0.0	-
13:02	0.0	0.0	13:02	0.0	0.0	-
13:03	0.0	0.0	13:03	0.0	0.0	-
13:04	0.0	0.0	13:04	0.0	0.0	-
13:05	0.0	0.0	13:05	0.0	0.0	-
13:06	0.0	0.0	13:06	0.0	0.0	-
13:07	0.0	0.0	13:07	0.0	0.0	-
13:08	0.0	0.0	13:08	0.0	0.0	-
13:09	0.0	0.0	13:09	0.0	0.0	-
13:10	0.0	0.0	13:10	0.0	0.0	-
13:11	0.0	0.0	13:11	0.0	0.0	-
13:12	0.0	0.0	13:12	0.0	0.0	-
13:13	0.0	0.0	13:13	0.0	0.0	-
13:14	0.0	0.0	13:14	0.0	0.0	-
13:15	0.0	0.0	13:15	0.0	0.0	-
13:16	0.0	0.0	13:16	0.0	0.0	-
13:17	0.0	0.0	13:17	0.0	0.0	-
13:18	0.0	0.0	13:18	0.0	0.0	-
13:19	0.0	0.0	13:19	0.0	0.0	-
13:20	0.0	0.0	13:20	0.0	0.0	-
13:21	0.0	0.0	13:21	0.0	0.0	-
13:22	0.0	0.0	13:22	0.0	0.0	-
13:23	0.0	0.0	13:23	0.0	0.0	-
13:24	0.0	0.0	13:24	0.0	0.0	-
13:25	0.0	0.0	13:25	0.0	0.0	-
13:26	0.0	0.0	13:26	0.0	0.0	-
13:27	0.0	0.0	13:27	0.0	0.0	-
13:28	0.0	0.0	13:28	0.0	0.0	-
13:29	0.0	0.0	13:29	0.0	0.0	-
13:30	0.0	0.0	13:30	0.0	0.0	-
13:31	0.0	0.0	13:31	0.0	0.0	-
13:32	0.0	0.0	13:32	0.0	0.0	-
13:33	0.0	0.0	13:33	0.0	0.0	-
13:34	0.0	0.0	13:34	0.0	0.0	-
13:35	0.0	0.0	13:35	0.0	0.0	-

Grand Union Bowling Alley Site
BCP #360222
150 Westchester Avenue, Port Chester
January 3, 2025

PID DATA						
Upwind			Downwind			
Time	Concentration (ppm)	15-Min Avg Concentration (ppm)	Time	Concentration (ppm)	15-Min Avg Concentration (ppm)	Exceeds VOC Alarm Limit
13:36	0.0	0.0	13:36	0.0	0.0	-
13:37	0.0	0.0	13:37	0.0	0.0	-
13:38	0.0	0.0	13:38	0.0	0.0	-
13:39	0.0	0.0	13:39	0.0	0.0	-
13:40	0.0	0.0	13:40	0.0	0.0	-
13:41	0.0	0.0	13:41	0.0	0.0	-
13:42	0.0	0.0	13:42	0.0	0.0	-
13:43	0.0	0.0	13:43	0.0	0.0	-
13:44	0.0	0.0	13:44	0.0	0.0	-
13:45	0.0	0.0	13:45	0.0	0.0	-
13:46	0.0	0.0	13:46	0.0	0.0	-
13:47	0.0	0.0	13:47	0.0	0.0	-
13:48	0.0	0.0	13:48	0.0	0.0	-
13:49	0.0	0.0	13:49	0.0	0.0	-
13:50	0.0	0.0	13:50	0.0	0.0	-
13:51	0.0	0.0	13:51	0.0	0.0	-
13:52	0.0	0.0	13:52	0.0	0.0	-
13:53	0.0	0.0	13:53	0.0	0.0	-
13:54	0.0	0.0	13:54	0.0	0.0	-
13:55	0.0	0.0	13:55	0.0	0.0	-
13:56	0.0	0.0	13:56	0.0	0.0	-
13:57	0.0	0.0	13:57	0.0	0.0	-
13:58	0.0	0.0	13:58	0.0	0.0	-
13:59	0.0	0.0	13:59	0.0	0.0	-
14:00	0.0	0.0	14:00	0.0	0.0	-
14:01	0.0	0.0	14:01	0.0	0.0	-
14:02	0.0	0.0	14:02	0.0	0.0	-
14:03	0.0	0.0	14:03	0.0	0.0	-
14:04	0.0	0.0	14:04	0.0	0.0	-
14:05	0.0	0.0	14:05	0.0	0.0	-
14:06	0.0	0.0	14:06	0.0	0.0	-
14:07	0.0	0.0	14:07	0.0	0.0	-
14:08	0.0	0.0	14:08	0.0	0.0	-
14:09	0.0	0.0	14:09	0.0	0.0	-
14:10	0.0	0.0	14:10	0.0	0.0	-
14:11	0.0	0.0	14:11	0.0	0.0	-
14:12	0.0	0.0	14:12	0.0	0.0	-
14:13	0.0	0.0	14:13	0.0	0.0	-
14:14	0.0	0.0	14:14	0.0	0.0	-
14:15	0.0	0.0	14:15	0.0	0.0	-
14:16	0.0	0.0	14:16	0.0	0.0	-
14:17	0.0	0.0	14:17	0.0	0.0	-
14:18	0.0	0.0	14:18	0.0	0.0	-
14:19	0.0	0.0	14:19	0.0	0.0	-
14:20	0.0	0.0	14:20	0.0	0.0	-
14:21	0.0	0.0	14:21	0.0	0.0	-
14:22	0.0	0.0	14:22	0.0	0.0	-
14:23	0.0	0.0	14:23	0.0	0.0	-

Grand Union Bowling Alley Site
BCP #360222
150 Westchester Avenue, Port Chester
January 3, 2025

PID DATA						
Upwind			Downwind			
Time	Concentration (ppm)	15-Min Avg Concentration (ppm)	Time	Concentration (ppm)	15-Min Avg Concentration (ppm)	Exceeds VOC Alarm Limit
14:24	0.0	0.0	14:24	0.0	0.0	-
14:25	0.0	0.0	14:25	0.0	0.0	-
14:26	0.0	0.0	14:26	0.0	0.0	-
14:27	0.0	0.0	14:27	0.0	0.0	-
14:28	0.0	0.0	14:28	0.0	0.0	-
14:29	0.0	0.0	14:29	0.0	0.0	-
14:30	0.0	0.0	14:30	0.0	0.0	-
14:31	0.0	0.0	14:31	0.0	0.0	-
14:32	0.0	0.0	14:32	0.0	0.0	-
14:33	0.0	0.0	14:33	0.0	0.0	-
14:34	0.0	0.0	14:34	0.0	0.0	-
14:35	0.0	0.0	14:35	0.0	0.0	-
14:36	0.0	0.0	14:36	0.0	0.0	-
14:37	0.0	0.0	14:37	0.0	0.0	-
14:38	0.0	0.0	14:38	0.0	0.0	-
14:39	0.0	0.0	14:39	0.0	0.0	-
14:40	0.0	0.0	14:40	0.0	0.0	-
14:41	0.0	0.0	14:41	0.0	0.0	-
14:42	0.0	0.0	14:42	0.0	0.0	-
14:43	0.0	0.0	14:43	0.0	0.0	-
14:44	0.0	0.0	14:44	0.0	0.0	-
14:45	0.0	0.0	14:45	0.0	0.0	-
14:46	0.0	0.0	14:46	0.0	0.0	-
14:47	0.0	0.0	14:47	0.0	0.0	-
14:48	0.0	0.0	14:48	0.0	0.0	-
14:49	0.0	0.0	14:49	0.0	0.0	-
14:50	0.0	0.0	14:50	0.0	0.0	-
14:51	0.0	0.0	14:51	0.0	0.0	-
14:52	0.0	0.0	14:52	0.0	0.0	-
14:53	0.0	0.0	14:53	0.0	0.0	-
14:54	0.0	0.0	14:54	0.0	0.0	-
14:55	0.0	0.0	14:55	0.0	0.0	-
14:56	0.0	0.0	14:56	0.0	0.0	-
14:57	0.0	0.0	14:57	0.0	0.0	-
14:58	0.0	0.0	14:58	0.0	0.0	-
14:59	0.0	0.0	14:59	0.0	0.0	-
15:00	0.0	0.0	15:00	0.0	0.0	-

SESI CONSULTING ENGINEERS

959 US-46 Floor 3, Suite 300 - Parsippany-Troy Hills, NJ

DAILY AIR MONITORING REPORT
150 Westchester Avenue
Port Chester, New York

01/04/2025

Rev. No. 0	Page 1 of 2
Project Number: 11895A	
Dust Action Level	150 µg/m^3
VOC Action Level	5 ppm

Weather Data Range for Work Day		Wind Direction	WNW	Relative Humidity (%)	38.0 - 52.0	Daily Rain Total (in)	0.00	Readings in the summary table and graphs below are the reported downwind concentrations.
Temperature (°F)	32.0 - 34.0	Wind Speed (MPH)	8.5 - 14.0	Barometer (inHg)	29.80 - 29.90	Avg. Dew Point Temp (°F)	13.2	

Station Location	Daily Avg. Dust Concentration (µg/m^3)	Max 15-Min Dust Concentration (µg/m^3)	Time of Max Dust Reading	Daily Avg. VOC Concentration (ppm)	Max 15-Min VOC Concentration (ppm)	Time of Max VOC Reading
Upwind	6.5	10.0	11:04	0.0	0.0	10:50
Downwind	29.2	42.6	13:23	0.0	0.0	10:51

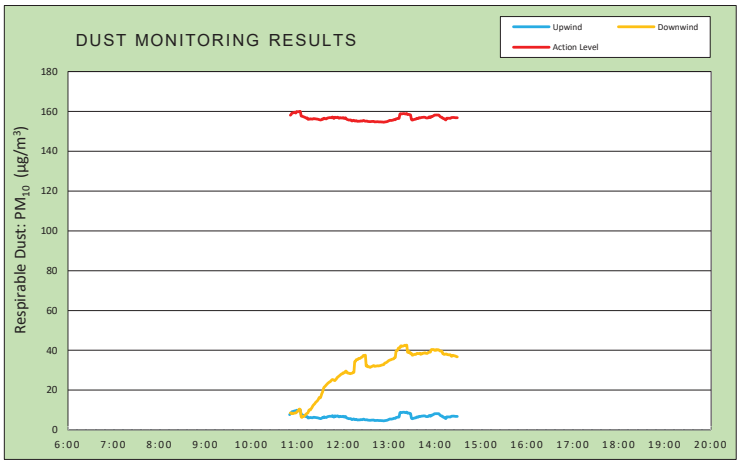

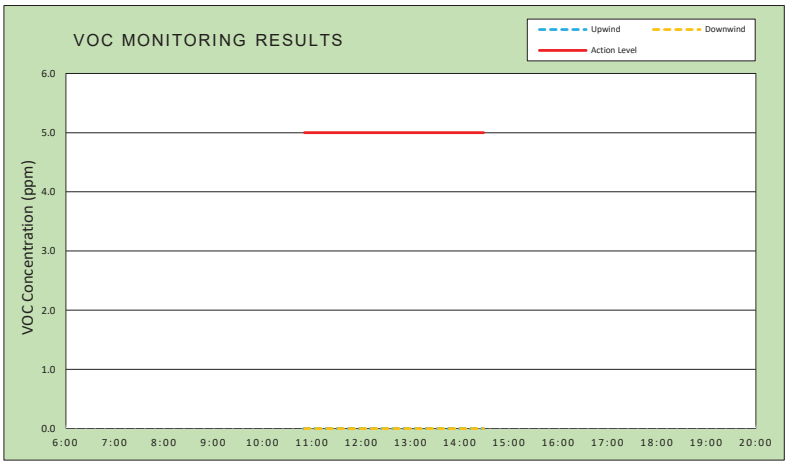

Air Monitoring Notes:

Weather Notes:

EMILCOTT
A Triumvirate Environmental Company

Wind Rose

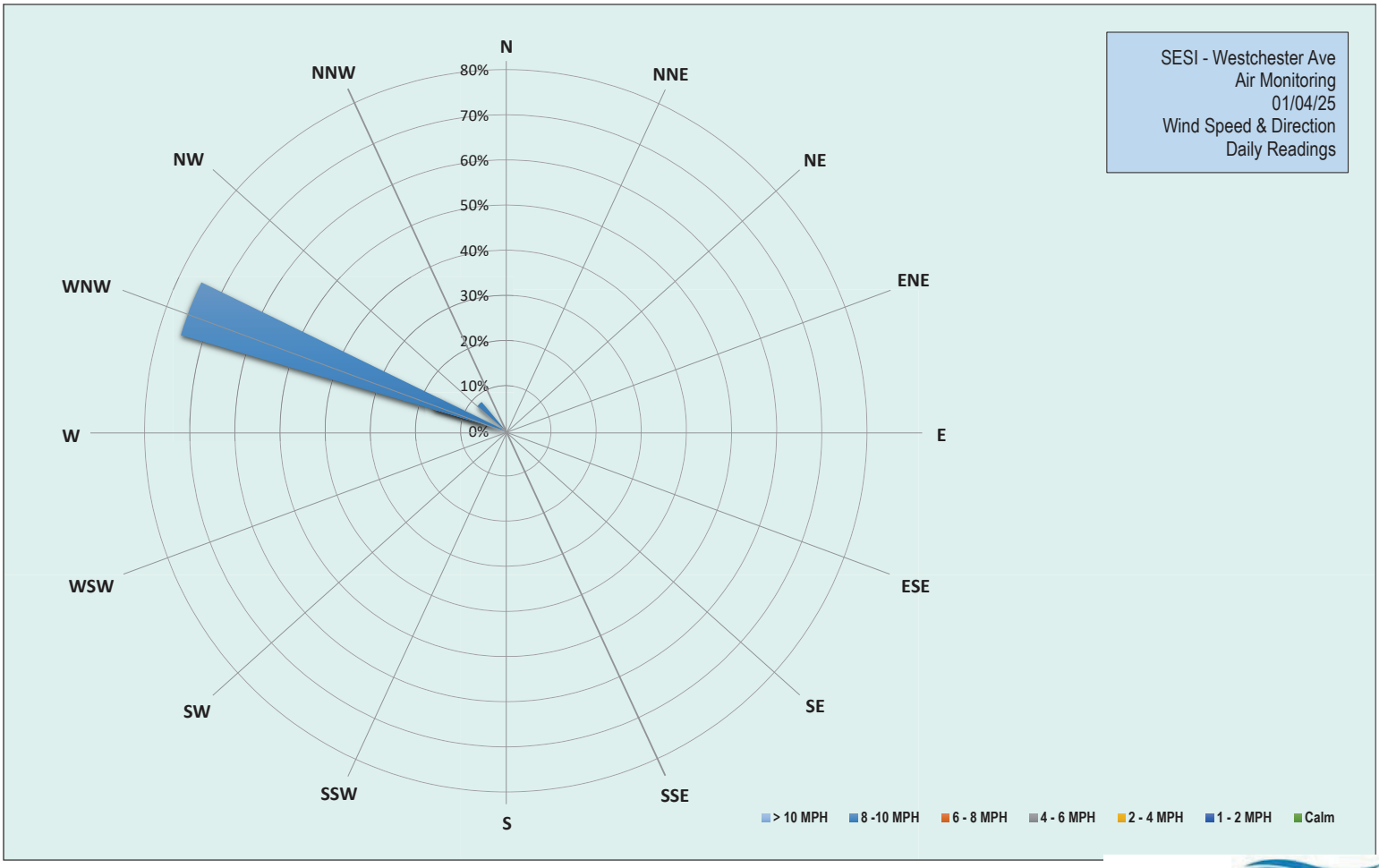

EMILCOTT
A Triumvirate Environmental Company

Grand Union Bowling Alley Site
BCP #360222
150 Westchester Avenue, Port Chester
January 4, 2025

Saturday, January 4, 2025						
Number of Instances Where Downwind Particulates Exceeds Upwind Particulate + 150 =						0
Number of Comparable Data Points =						219
Start Time:						10:35
End Time:						14:29
PARTICULATE DATA						
Upwind			Downwind			Exceeds Particulate Alarm Limit
Time	Concentration (ug/m^3)	15-Min Avg Concentration (ug/m^3)	Time	Concentration (ug/m^3)	15-Min Avg Concentration (ug/m^3)	
10:35	0.7	-	10:35	-	-	-
10:36	3.5	-	10:36	5.0	-	-
10:37	0.5	-	10:37	6.8	-	-
10:38	0.5	-	10:38	5.3	-	-
10:39	5.5	-	10:39	8.5	-	-
10:40	6.8	-	10:40	4.8	-	-
10:41	6.5	-	10:41	2.3	-	-
10:42	6.0	-	10:42	3.0	-	-
10:43	12.0	-	10:43	6.8	-	-
10:44	6.0	-	10:44	1.8	-	-
10:45	6.5	-	10:45	0.3	-	-
10:46	6.0	-	10:46	3.8	-	-
10:47	5.0	-	10:47	0.5	-	-
10:48	5.3	-	10:48	1.8	-	-
10:49	6.0	-	10:49	9.3	-	-
10:50	39.3	7.7	10:50	57.3	-	-
10:51	9.8	8.1	10:51	16.8	8.6	-
10:52	6.3	8.5	10:52	2.0	8.3	-
10:53	10.0	9.1	10:53	9.5	8.5	-
10:54	7.3	9.2	10:54	4.5	8.3	-
10:55	7.8	9.3	10:55	4.8	8.3	-
10:56	9.3	9.5	10:56	5.5	8.5	-
10:57	7.0	9.6	10:57	3.5	8.5	-
10:58	6.0	9.2	10:58	7.3	8.6	-
10:59	16.8	9.9	10:59	5.8	8.8	-
11:00	6.0	9.8	11:00	7.3	9.3	-
11:01	5.5	9.8	11:01	6.5	9.5	-
11:02	6.3	9.9	11:02	12.3	10.3	-
11:03	6.3	10.0	11:03	5.0	10.5	-
11:04	6.5	10.0	11:04	5.0	10.2	-
11:05	6.3	7.8	11:05	6.5	6.8	-
11:06	6.5	7.6	11:06	9.3	6.3	-
11:07	5.0	7.5	11:07	8.8	6.8	-
11:08	7.0	7.3	11:08	9.0	6.7	-
11:09	5.5	7.2	11:09	8.0	7.0	-
11:10	5.5	7.0	11:10	10.0	7.3	-
11:11	5.3	6.8	11:11	12.5	7.8	-
11:12	6.0	6.7	11:12	9.0	8.1	-
11:13	6.8	6.7	11:13	11.0	8.4	-
11:14	6.0	6.0	11:14	10.0	8.7	-
11:15	7.8	6.1	11:15	23.3	9.7	-

Grand Union Bowling Alley Site
BCP #360222
150 Westchester Avenue, Port Chester
January 4, 2025

PARTICULATE DATA						
Upwind			Downwind			Exceeds Particulate Alarm Limit
Time	Concentration (ug/m^3)	15-Min Avg Concentration (ug/m^3)	Time	Concentration (ug/m^3)	15-Min Avg Concentration (ug/m^3)	
11:16	5.0	6.1	11:16	12.3	10.1	-
11:17	9.0	6.3	11:17	10.8	10.0	-
11:18	4.5	6.2	11:18	14.3	10.6	-
11:19	6.8	6.2	11:19	12.3	11.1	-
11:20	5.3	6.1	11:20	18.0	11.9	-
11:21	9.5	6.3	11:21	17.8	12.5	-
11:22	5.8	6.4	11:22	14.8	12.9	-
11:23	5.3	6.3	11:23	15.3	13.3	-
11:24	5.8	6.3	11:24	16.8	13.9	-
11:25	4.0	6.2	11:25	15.3	14.2	-
11:26	4.8	6.1	11:26	17.8	14.6	-
11:27	5.0	6.1	11:27	16.5	15.1	-
11:28	4.5	5.9	11:28	21.5	15.8	-
11:29	5.0	5.9	11:29	19.5	16.4	-
11:30	5.5	5.7	11:30	18.8	16.1	-
11:31	5.5	5.7	11:31	25.5	17.0	-
11:32	12.3	6.0	11:32	29.5	18.2	-
11:33	8.8	6.2	11:33	26.5	19.0	-
11:34	4.8	6.1	11:34	33.5	20.5	-
11:35	12.5	6.6	11:35	32.5	21.4	-
11:36	6.5	6.4	11:36	23.0	21.8	-
11:37	4.8	6.3	11:37	21.3	22.2	-
11:38	4.3	6.3	11:38	22.3	22.7	-
11:39	10.3	6.6	11:39	22.3	23.0	-
11:40	6.3	6.7	11:40	22.0	23.5	-
11:41	5.8	6.8	11:41	21.8	23.8	-
11:42	6.5	6.9	11:42	21.5	24.1	-
11:43	4.3	6.9	11:43	23.5	24.2	-
11:44	5.3	6.9	11:44	26.8	24.7	-
11:45	5.0	6.8	11:45	24.0	25.1	-
11:46	10.8	7.2	11:46	30.0	25.4	-
11:47	5.5	6.7	11:47	26.5	25.2	-
11:48	4.8	6.5	11:48	24.5	25.0	-
11:49	14.0	7.1	11:49	29.8	24.8	-
11:50	9.8	6.9	11:50	39.8	25.3	-
11:51	6.0	6.9	11:51	27.8	25.6	-
11:52	7.0	7.0	11:52	32.0	26.3	-
11:53	4.5	7.0	11:53	25.8	26.5	-
11:54	4.8	6.7	11:54	28.5	26.9	-
11:55	5.3	6.6	11:55	26.0	27.2	-
11:56	9.8	6.9	11:56	26.8	27.5	-
11:57	4.3	6.7	11:57	26.8	27.9	-
11:58	4.0	6.7	11:58	27.5	28.2	-
11:59	4.8	6.7	11:59	27.8	28.2	-
12:00	8.3	6.9	12:00	31.8	28.7	-
12:01	5.3	6.5	12:01	28.5	28.6	-
12:02	5.5	6.5	12:02	30.5	28.9	-
12:03	8.8	6.8	12:03	32.8	29.5	-

Grand Union Bowling Alley Site
BCP #360222
150 Westchester Avenue, Port Chester
January 4, 2025

PARTICULATE DATA						
Upwind			Downwind			Exceeds Particulate Alarm Limit
Time	Concentration (ug/m^3)	15-Min Avg Concentration (ug/m^3)	Time	Concentration (ug/m^3)	15-Min Avg Concentration (ug/m^3)	
12:04	6.5	6.3	12:04	30.3	29.5	-
12:05	5.0	6.0	12:05	28.3	28.7	-
12:06	4.3	5.9	12:06	27.8	28.7	-
12:07	4.5	5.7	12:07	28.5	28.5	-
12:08	4.3	5.7	12:08	25.5	28.5	-
12:09	5.0	5.7	12:09	25.3	28.3	-
12:10	4.8	5.7	12:10	27.8	28.4	-
12:11	4.0	5.3	12:11	28.3	28.5	-
12:12	3.8	5.2	12:12	28.5	28.6	-
12:13	7.8	5.5	12:13	31.8	28.9	-
12:14	4.8	5.5	12:14	29.3	29.0	-
12:15	4.3	5.2	12:15	112.5	34.4	-
12:16	4.8	5.2	12:16	29.8	34.4	-
12:17	8.3	5.4	12:17	43.5	35.3	-
12:18	5.3	5.1	12:18	32.8	35.3	-
12:19	4.8	5.0	12:19	31.5	35.4	-
12:20	5.8	5.1	12:20	35.8	35.9	-
12:21	4.5	5.1	12:21	28.3	35.9	-
12:22	4.3	5.1	12:22	29.0	36.0	-
12:23	6.5	5.2	12:23	30.3	36.3	-
12:24	4.3	5.2	12:24	29.5	36.6	-
12:25	4.5	5.2	12:25	29.3	36.7	-
12:26	7.3	5.4	12:26	37.8	37.3	-
12:27	4.3	5.4	12:27	30.8	37.4	-
12:28	4.3	5.2	12:28	31.3	37.4	-
12:29	3.8	5.1	12:29	31.0	37.5	-
12:30	4.3	5.1	12:30	31.5	32.1	-
12:31	5.3	5.1	12:31	33.3	32.4	-
12:32	5.8	5.0	12:32	34.8	31.8	-
12:33	4.5	4.9	12:33	32.3	31.7	-
12:34	4.3	4.9	12:34	31.3	31.7	-
12:35	5.3	4.9	12:35	31.3	31.4	-
12:36	5.0	4.9	12:36	31.5	31.6	-
12:37	5.0	4.9	12:37	31.5	31.8	-
12:38	6.8	5.0	12:38	33.3	32.0	-
12:39	4.5	5.0	12:39	32.5	32.2	-
12:40	4.3	5.0	12:40	31.3	32.3	-
12:41	4.0	4.7	12:41	32.0	32.0	-
12:42	4.8	4.8	12:42	32.0	32.0	-
12:43	4.3	4.8	12:43	32.0	32.1	-
12:44	4.3	4.8	12:44	32.0	32.2	-
12:45	4.5	4.8	12:45	32.5	32.2	-
12:46	4.3	4.8	12:46	32.3	32.2	-
12:47	5.5	4.7	12:47	36.0	32.2	-
12:48	4.3	4.7	12:48	33.0	32.3	-
12:49	4.5	4.7	12:49	33.0	32.4	-
12:50	4.5	4.7	12:50	33.5	32.6	-
12:51	4.8	4.7	12:51	33.0	32.7	-

Grand Union Bowling Alley Site
BCP #360222
150 Westchester Avenue, Port Chester
January 4, 2025

PARTICULATE DATA						
Upwind			Downwind			Exceeds Particulate Alarm Limit
Time	Concentration (ug/m^3)	15-Min Avg Concentration (ug/m^3)	Time	Concentration (ug/m^3)	15-Min Avg Concentration (ug/m^3)	
12:52	4.5	4.6	12:52	33.3	32.8	-
12:53	5.8	4.6	12:53	34.3	32.8	-
12:54	6.0	4.7	12:54	41.8	33.5	-
12:55	5.0	4.7	12:55	34.5	33.7	-
12:56	5.0	4.8	12:56	34.0	33.8	-
12:57	5.8	4.9	12:57	35.8	34.1	-
12:58	6.3	5.0	12:58	36.5	34.4	-
12:59	6.8	5.2	12:59	37.3	34.7	-
13:00	7.3	5.3	13:00	36.0	34.9	-
13:01	6.8	5.5	13:01	35.0	35.1	-
13:02	4.8	5.5	13:02	37.3	35.2	-
13:03	4.3	5.5	13:03	36.3	35.4	-
13:04	6.0	5.6	13:04	34.8	35.5	-
13:05	5.3	5.6	13:05	35.3	35.7	-
13:06	8.0	5.8	13:06	34.8	35.8	-
13:07	5.3	5.9	13:07	41.5	36.3	-
13:08	4.8	5.8	13:08	34.8	36.4	-
13:09	12.5	6.2	13:09	89.8	39.6	-
13:10	6.0	6.3	13:10	38.8	39.8	-
13:11	6.8	6.4	13:11	37.8	40.1	-
13:12	6.0	6.4	13:12	50.0	41.0	-
13:13	8.0	6.6	13:13	39.5	41.2	-
13:14	36.3	8.5	13:14	37.0	41.2	-
13:15	12.3	8.9	13:15	50.0	42.2	-
13:16	5.0	8.7	13:16	36.0	42.2	-
13:17	5.3	8.8	13:17	35.0	42.1	-
13:18	6.0	8.9	13:18	36.8	42.1	-
13:19	6.0	8.9	13:19	37.5	42.3	-
13:20	5.0	8.9	13:20	37.0	42.4	-
13:21	5.5	8.7	13:21	37.5	42.6	-
13:22	6.3	8.8	13:22	37.8	42.3	-
13:23	7.3	8.9	13:23	38.8	42.6	-
13:24	4.5	8.4	13:24	37.0	39.1	-
13:25	7.3	8.5	13:25	37.0	39.0	-
13:26	6.3	8.5	13:26	45.0	39.5	-
13:27	4.5	8.4	13:27	37.3	38.6	-
13:28	5.0	8.2	13:28	38.0	38.5	-
13:29	5.8	6.1	13:29	37.3	38.5	-
13:30	5.3	5.7	13:30	36.0	37.6	-
13:31	6.5	5.8	13:31	36.5	37.6	-
13:32	6.5	5.8	13:32	37.5	37.8	-
13:33	8.8	6.0	13:33	39.8	38.0	-
13:34	6.5	6.1	13:34	36.8	37.9	-
13:35	6.3	6.1	13:35	37.8	38.0	-
13:36	11.3	6.5	13:36	43.5	38.4	-
13:37	5.3	6.5	13:37	38.8	38.5	-
13:38	7.0	6.4	13:38	36.8	38.3	-
13:39	11.0	6.9	13:39	38.0	38.4	-

Grand Union Bowling Alley Site
BCP #360222
150 Westchester Avenue, Port Chester
January 4, 2025

PARTICULATE DATA						
Upwind			Downwind			Exceeds Particulate Alarm Limit
Time	Concentration (ug/m^3)	15-Min Avg Concentration (ug/m^3)	Time	Concentration (ug/m^3)	15-Min Avg Concentration (ug/m^3)	
13:40	5.3	6.7	13:40	38.8	38.5	-
13:41	7.0	6.8	13:41	37.3	38.0	-
13:42	6.5	6.9	13:42	42.3	38.3	-
13:43	5.8	7.0	13:43	36.3	38.2	-
13:44	6.3	7.0	13:44	41.3	38.5	-
13:45	6.3	7.1	13:45	38.0	38.6	-
13:46	6.3	7.1	13:46	36.8	38.6	-
13:47	5.8	7.0	13:47	39.8	38.8	-
13:48	5.5	6.8	13:48	36.0	38.5	-
13:49	5.3	6.7	13:49	36.0	38.5	-
13:50	6.5	6.7	13:50	38.0	38.5	-
13:51	12.3	6.8	13:51	49.8	38.9	-
13:52	10.8	7.2	13:52	40.3	39.0	-
13:53	8.3	7.2	13:53	37.8	39.1	-
13:54	5.5	6.9	13:54	39.8	39.2	-
13:55	13.5	7.4	13:55	55.5	40.3	-
13:56	6.0	7.4	13:56	38.8	40.4	-
13:57	10.5	7.6	13:57	41.8	40.4	-
13:58	8.0	7.8	13:58	36.8	40.4	-
13:59	11.3	8.1	13:59	36.5	40.1	-
14:00	7.0	8.2	14:00	36.3	40.0	-
14:01	6.5	8.2	14:01	42.0	40.3	-
14:02	6.0	8.2	14:02	36.0	40.1	-
14:03	5.3	8.2	14:03	39.3	40.3	-
14:04	5.3	8.2	14:04	36.0	40.3	-
14:05	5.8	8.1	14:05	36.3	40.2	-
14:06	5.3	7.7	14:06	43.8	39.8	-
14:07	5.3	7.3	14:07	38.8	39.7	-
14:08	5.0	7.1	14:08	36.3	39.6	-
14:09	5.0	7.0	14:09	39.3	39.5	-
14:10	5.8	6.5	14:10	37.5	38.3	-
14:11	6.0	6.5	14:11	37.5	38.3	-
14:12	5.8	6.2	14:12	36.8	37.9	-
14:13	5.8	6.1	14:13	39.3	38.1	-
14:14	5.8	5.7	14:14	36.8	38.1	-
14:15	19.5	6.5	14:15	36.5	38.1	-
14:16	7.0	6.6	14:16	38.0	37.9	-
14:17	6.0	6.6	14:17	35.5	37.8	-
14:18	5.3	6.6	14:18	37.8	37.7	-
14:19	5.3	6.6	14:19	37.0	37.8	-
14:20	5.3	6.5	14:20	35.3	37.7	-
14:21	9.5	6.8	14:21	35.5	37.2	-
14:22	7.0	6.9	14:22	36.3	37.0	-
14:23	5.0	6.9	14:23	44.0	37.5	-
14:24	5.4	6.9	14:24	36.0	37.3	-
14:25	5.2	6.9	14:25	37.3	37.3	-
14:26	5.2	6.9	14:26	35.8	37.2	-
14:27	5.0	6.8	14:27	35.3	37.1	-

Grand Union Bowling Alley Site
BCP #360222
150 Westchester Avenue, Port Chester
January 4, 2025

PARTICULATE DATA						
Upwind			Downwind			Exceeds Particulate Alarm Limit
Time	Concentration (ug/m^3)	15-Min Avg Concentration (ug/m^3)	Time	Concentration (ug/m^3)	15-Min Avg Concentration (ug/m^3)	
14:28	6.0	6.8	14:28	35.3	36.8	-
14:29	5.4	6.8	14:29	36.0	36.8	-

Grand Union Bowling Alley Site
BCP #360222
150 Westchester Avenue, Port Chester
January 4, 2025

Saturday, January 4, 2025						
Number of Instances Where Downwind VOCs Exceeds Upwind VOCs + 5 =						0
Number of Comparable Data Points =						219
Start Time:						10:35
End Time:						14:29
PID DATA						
Upwind			Downwind			Exceeds VOC Alarm Limit
Time	Concentration (ppm)	15-Min Avg Concentration (ppm)	Time	Concentration (ppm)	15-Min Avg Concentration (ppm)	
10:35	0.0	-	10:35	-	-	-
10:36	0.0	-	10:36	0.0	-	-
10:37	0.0	-	10:37	0.0	-	-
10:38	0.0	-	10:38	0.0	-	-
10:39	0.0	-	10:39	0.0	-	-
10:40	0.0	-	10:40	0.0	-	-
10:41	0.0	-	10:41	0.0	-	-
10:42	0.0	-	10:42	0.0	-	-
10:43	0.0	-	10:43	0.0	-	-
10:44	0.0	-	10:44	0.0	-	-
10:45	0.0	-	10:45	0.0	-	-
10:46	0.0	-	10:46	0.0	-	-
10:47	0.0	-	10:47	0.0	-	-
10:48	0.0	-	10:48	0.0	-	-
10:49	0.0	-	10:49	0.0	-	-
10:50	0.0	0.0	10:50	0.0	-	-
10:51	0.0	0.0	10:51	0.0	0.0	-
10:52	0.0	0.0	10:52	0.0	0.0	-
10:53	0.0	0.0	10:53	0.0	0.0	-
10:54	0.0	0.0	10:54	0.0	0.0	-
10:55	0.0	0.0	10:55	0.0	0.0	-
10:56	0.0	0.0	10:56	0.0	0.0	-
10:57	0.0	0.0	10:57	0.0	0.0	-
10:58	0.0	0.0	10:58	0.0	0.0	-
10:59	0.0	0.0	10:59	0.0	0.0	-
11:00	0.0	0.0	11:00	0.0	0.0	-
11:01	0.0	0.0	11:01	0.0	0.0	-
11:02	0.0	0.0	11:02	0.0	0.0	-
11:03	0.0	0.0	11:03	0.0	0.0	-
11:04	0.0	0.0	11:04	0.0	0.0	-
11:05	0.0	0.0	11:05	0.0	0.0	-
11:06	0.0	0.0	11:06	0.0	0.0	-
11:07	0.0	0.0	11:07	0.0	0.0	-
11:08	0.0	0.0	11:08	0.0	0.0	-
11:09	0.0	0.0	11:09	0.0	0.0	-
11:10	0.0	0.0	11:10	0.0	0.0	-
11:11	0.0	0.0	11:11	0.0	0.0	-
11:12	0.0	0.0	11:12	0.0	0.0	-
11:13	0.0	0.0	11:13	0.0	0.0	-
11:14	0.0	0.0	11:14	0.0	0.0	-
11:15	0.0	0.0	11:15	0.0	0.0	-
11:16	0.0	0.0	11:16	0.0	0.0	-

Grand Union Bowling Alley Site
BCP #360222
150 Westchester Avenue, Port Chester
January 4, 2025

PID DATA						
Upwind			Downwind			
Time	Concentration (ppm)	15-Min Avg Concentration (ppm)	Time	Concentration (ppm)	15-Min Avg Concentration (ppm)	Exceeds VOC Alarm Limit
11:17	0.0	0.0	11:17	0.0	0.0	-
11:18	0.0	0.0	11:18	0.0	0.0	-
11:19	0.0	0.0	11:19	0.0	0.0	-
11:20	0.0	0.0	11:20	0.0	0.0	-
11:21	0.0	0.0	11:21	0.0	0.0	-
11:22	0.0	0.0	11:22	0.0	0.0	-
11:23	0.0	0.0	11:23	0.0	0.0	-
11:24	0.0	0.0	11:24	0.0	0.0	-
11:25	0.0	0.0	11:25	0.0	0.0	-
11:26	0.0	0.0	11:26	0.0	0.0	-
11:27	0.0	0.0	11:27	0.0	0.0	-
11:28	0.0	0.0	11:28	0.0	0.0	-
11:29	0.0	0.0	11:29	0.0	0.0	-
11:30	0.0	0.0	11:30	0.0	0.0	-
11:31	0.0	0.0	11:31	0.0	0.0	-
11:32	0.0	0.0	11:32	0.0	0.0	-
11:33	0.0	0.0	11:33	0.0	0.0	-
11:34	0.0	0.0	11:34	0.0	0.0	-
11:35	0.0	0.0	11:35	0.0	0.0	-
11:36	0.0	0.0	11:36	0.0	0.0	-
11:37	0.0	0.0	11:37	0.0	0.0	-
11:38	0.0	0.0	11:38	0.0	0.0	-
11:39	0.0	0.0	11:39	0.0	0.0	-
11:40	0.0	0.0	11:40	0.0	0.0	-
11:41	0.0	0.0	11:41	0.0	0.0	-
11:42	0.0	0.0	11:42	0.0	0.0	-
11:43	0.0	0.0	11:43	0.0	0.0	-
11:44	0.0	0.0	11:44	0.0	0.0	-
11:45	0.0	0.0	11:45	0.0	0.0	-
11:46	0.0	0.0	11:46	0.0	0.0	-
11:47	0.0	0.0	11:47	0.0	0.0	-
11:48	0.0	0.0	11:48	0.0	0.0	-
11:49	0.0	0.0	11:49	0.0	0.0	-
11:50	0.0	0.0	11:50	0.0	0.0	-
11:51	0.0	0.0	11:51	0.0	0.0	-
11:52	0.0	0.0	11:52	0.0	0.0	-
11:53	0.0	0.0	11:53	0.0	0.0	-
11:54	0.0	0.0	11:54	0.0	0.0	-
11:55	0.0	0.0	11:55	0.0	0.0	-
11:56	0.0	0.0	11:56	0.0	0.0	-
11:57	0.0	0.0	11:57	0.0	0.0	-
11:58	0.0	0.0	11:58	0.0	0.0	-
11:59	0.0	0.0	11:59	0.0	0.0	-
12:00	0.0	0.0	12:00	0.0	0.0	-
12:01	0.0	0.0	12:01	0.0	0.0	-
12:02	0.0	0.0	12:02	0.0	0.0	-
12:03	0.0	0.0	12:03	0.0	0.0	-
12:04	0.0	0.0	12:04	0.0	0.0	-

Grand Union Bowling Alley Site
BCP #360222
150 Westchester Avenue, Port Chester
January 4, 2025

PID DATA						
Upwind			Downwind			
Time	Concentration (ppm)	15-Min Avg Concentration (ppm)	Time	Concentration (ppm)	15-Min Avg Concentration (ppm)	Exceeds VOC Alarm Limit
12:05	0.0	0.0	12:05	0.0	0.0	-
12:06	0.0	0.0	12:06	0.0	0.0	-
12:07	0.0	0.0	12:07	0.0	0.0	-
12:08	0.0	0.0	12:08	0.0	0.0	-
12:09	0.0	0.0	12:09	0.0	0.0	-
12:10	0.0	0.0	12:10	0.0	0.0	-
12:11	0.0	0.0	12:11	0.0	0.0	-
12:12	0.0	0.0	12:12	0.0	0.0	-
12:13	0.0	0.0	12:13	0.0	0.0	-
12:14	0.0	0.0	12:14	0.0	0.0	-
12:15	0.0	0.0	12:15	0.0	0.0	-
12:16	0.0	0.0	12:16	0.0	0.0	-
12:17	0.0	0.0	12:17	0.0	0.0	-
12:18	0.0	0.0	12:18	0.0	0.0	-
12:19	0.0	0.0	12:19	0.0	0.0	-
12:20	0.0	0.0	12:20	0.0	0.0	-
12:21	0.0	0.0	12:21	0.0	0.0	-
12:22	0.0	0.0	12:22	0.0	0.0	-
12:23	0.0	0.0	12:23	0.0	0.0	-
12:24	0.0	0.0	12:24	0.0	0.0	-
12:25	0.0	0.0	12:25	0.0	0.0	-
12:26	0.0	0.0	12:26	0.0	0.0	-
12:27	0.0	0.0	12:27	0.0	0.0	-
12:28	0.0	0.0	12:28	0.0	0.0	-
12:29	0.0	0.0	12:29	0.0	0.0	-
12:30	0.0	0.0	12:30	0.0	0.0	-
12:31	0.0	0.0	12:31	0.0	0.0	-
12:32	0.0	0.0	12:32	0.0	0.0	-
12:33	0.0	0.0	12:33	0.0	0.0	-
12:34	0.0	0.0	12:34	0.0	0.0	-
12:35	0.0	0.0	12:35	0.0	0.0	-
12:36	0.0	0.0	12:36	0.0	0.0	-
12:37	0.0	0.0	12:37	0.0	0.0	-
12:38	0.0	0.0	12:38	0.0	0.0	-
12:39	0.0	0.0	12:39	0.0	0.0	-
12:40	0.0	0.0	12:40	0.0	0.0	-
12:41	0.0	0.0	12:41	0.0	0.0	-
12:42	0.0	0.0	12:42	0.0	0.0	-
12:43	0.0	0.0	12:43	0.0	0.0	-
12:44	0.0	0.0	12:44	0.0	0.0	-
12:45	0.0	0.0	12:45	0.0	0.0	-
12:46	0.0	0.0	12:46	0.0	0.0	-
12:47	0.0	0.0	12:47	0.0	0.0	-
12:48	0.0	0.0	12:48	0.0	0.0	-
12:49	0.0	0.0	12:49	0.0	0.0	-
12:50	0.0	0.0	12:50	0.0	0.0	-
12:51	0.0	0.0	12:51	0.0	0.0	-
12:52	0.0	0.0	12:52	0.0	0.0	-

Grand Union Bowling Alley Site
BCP #360222
150 Westchester Avenue, Port Chester
January 4, 2025

PID DATA						
Upwind			Downwind			
Time	Concentration (ppm)	15-Min Avg Concentration (ppm)	Time	Concentration (ppm)	15-Min Avg Concentration (ppm)	Exceeds VOC Alarm Limit
12:53	0.0	0.0	12:53	0.0	0.0	-
12:54	0.0	0.0	12:54	0.0	0.0	-
12:55	0.0	0.0	12:55	0.0	0.0	-
12:56	0.0	0.0	12:56	0.0	0.0	-
12:57	0.0	0.0	12:57	0.0	0.0	-
12:58	0.0	0.0	12:58	0.0	0.0	-
12:59	0.0	0.0	12:59	0.0	0.0	-
13:00	0.0	0.0	13:00	0.0	0.0	-
13:01	0.0	0.0	13:01	0.0	0.0	-
13:02	0.0	0.0	13:02	0.0	0.0	-
13:03	0.0	0.0	13:03	0.0	0.0	-
13:04	0.0	0.0	13:04	0.0	0.0	-
13:05	0.0	0.0	13:05	0.0	0.0	-
13:06	0.0	0.0	13:06	0.0	0.0	-
13:07	0.0	0.0	13:07	0.0	0.0	-
13:08	0.0	0.0	13:08	0.0	0.0	-
13:09	0.0	0.0	13:09	0.0	0.0	-
13:10	0.0	0.0	13:10	0.0	0.0	-
13:11	0.0	0.0	13:11	0.0	0.0	-
13:12	0.0	0.0	13:12	0.0	0.0	-
13:13	0.0	0.0	13:13	0.0	0.0	-
13:14	0.0	0.0	13:14	0.0	0.0	-
13:15	0.0	0.0	13:15	0.0	0.0	-
13:16	0.0	0.0	13:16	0.0	0.0	-
13:17	0.0	0.0	13:17	0.0	0.0	-
13:18	0.0	0.0	13:18	0.0	0.0	-
13:19	0.0	0.0	13:19	0.0	0.0	-
13:20	0.0	0.0	13:20	0.0	0.0	-
13:21	0.0	0.0	13:21	0.0	0.0	-
13:22	0.0	0.0	13:22	0.0	0.0	-
13:23	0.0	0.0	13:23	0.0	0.0	-
13:24	0.0	0.0	13:24	0.0	0.0	-
13:25	0.0	0.0	13:25	0.0	0.0	-
13:26	0.0	0.0	13:26	0.0	0.0	-
13:27	0.0	0.0	13:27	0.0	0.0	-
13:28	0.0	0.0	13:28	0.0	0.0	-
13:29	0.0	0.0	13:29	0.0	0.0	-
13:30	0.0	0.0	13:30	0.0	0.0	-
13:31	0.0	0.0	13:31	0.0	0.0	-
13:32	0.0	0.0	13:32	0.0	0.0	-
13:33	0.0	0.0	13:33	0.0	0.0	-
13:34	0.0	0.0	13:34	0.0	0.0	-
13:35	0.0	0.0	13:35	0.0	0.0	-
13:36	0.0	0.0	13:36	0.0	0.0	-
13:37	0.0	0.0	13:37	0.0	0.0	-
13:38	0.0	0.0	13:38	0.0	0.0	-
13:39	0.0	0.0	13:39	0.0	0.0	-
13:40	0.0	0.0	13:40	0.0	0.0	-

Grand Union Bowling Alley Site
BCP #360222
150 Westchester Avenue, Port Chester
January 4, 2025

PID DATA						
Upwind			Downwind			
Time	Concentration (ppm)	15-Min Avg Concentration (ppm)	Time	Concentration (ppm)	15-Min Avg Concentration (ppm)	Exceeds VOC Alarm Limit
13:41	0.0	0.0	13:41	0.0	0.0	-
13:42	0.0	0.0	13:42	0.0	0.0	-
13:43	0.0	0.0	13:43	0.0	0.0	-
13:44	0.0	0.0	13:44	0.0	0.0	-
13:45	0.0	0.0	13:45	0.0	0.0	-
13:46	0.0	0.0	13:46	0.0	0.0	-
13:47	0.0	0.0	13:47	0.0	0.0	-
13:48	0.0	0.0	13:48	0.0	0.0	-
13:49	0.0	0.0	13:49	0.0	0.0	-
13:50	0.0	0.0	13:50	0.0	0.0	-
13:51	0.0	0.0	13:51	0.0	0.0	-
13:52	0.0	0.0	13:52	0.0	0.0	-
13:53	0.0	0.0	13:53	0.0	0.0	-
13:54	0.0	0.0	13:54	0.0	0.0	-
13:55	0.0	0.0	13:55	0.0	0.0	-
13:56	0.0	0.0	13:56	0.0	0.0	-
13:57	0.0	0.0	13:57	0.0	0.0	-
13:58	0.0	0.0	13:58	0.0	0.0	-
13:59	0.0	0.0	13:59	0.0	0.0	-
14:00	0.0	0.0	14:00	0.0	0.0	-
14:01	0.0	0.0	14:01	0.0	0.0	-
14:02	0.0	0.0	14:02	0.0	0.0	-
14:03	0.0	0.0	14:03	0.0	0.0	-
14:04	0.0	0.0	14:04	0.0	0.0	-
14:05	0.0	0.0	14:05	0.0	0.0	-
14:06	0.0	0.0	14:06	0.0	0.0	-
14:07	0.0	0.0	14:07	0.0	0.0	-
14:08	0.0	0.0	14:08	0.0	0.0	-
14:09	0.0	0.0	14:09	0.0	0.0	-
14:10	0.0	0.0	14:10	0.0	0.0	-
14:11	0.0	0.0	14:11	0.0	0.0	-
14:12	0.0	0.0	14:12	0.0	0.0	-
14:13	0.0	0.0	14:13	0.0	0.0	-
14:14	0.0	0.0	14:14	0.0	0.0	-
14:15	0.0	0.0	14:15	0.0	0.0	-
14:16	0.0	0.0	14:16	0.0	0.0	-
14:17	0.0	0.0	14:17	0.0	0.0	-
14:18	0.0	0.0	14:18	0.0	0.0	-
14:19	0.0	0.0	14:19	0.0	0.0	-
14:20	0.0	0.0	14:20	0.0	0.0	-
14:21	0.0	0.0	14:21	0.0	0.0	-
14:22	0.0	0.0	14:22	0.0	0.0	-
14:23	0.0	0.0	14:23	0.0	0.0	-
14:24	0.0	0.0	14:24	0.0	0.0	-
14:25	0.0	0.0	14:25	0.0	0.0	-
14:26	0.0	0.0	14:26	0.0	0.0	-
14:27	0.0	0.0	14:27	0.0	0.0	-
14:28	0.0	0.0	14:28	0.0	0.0	-

Grand Union Bowling Alley Site
BCP #360222
150 Westchester Avenue, Port Chester
January 4, 2025

PID DATA						
Upwind			Downwind			
Time	Concentration (ppm)	15-Min Avg Concentration (ppm)	Time	Concentration (ppm)	15-Min Avg Concentration (ppm)	Exceeds VOC Alarm Limit
14:29	0.0	0.0	14:29	0.0	0.0	-

SESI CONSULTING ENGINEERS

959 US-46 Floor 3, Suite 300 - Parsippany-Troy Hills, NJ

DAILY AIR MONITORING REPORT
150 Westchester Avenue
Port Chester, New York

01/06/2025

Rev. No. 0	Page 1 of 2
Project Number: 11895A	
Dust Action Level	150 µg/m^3
VOC Action Level	5 ppm

Weather Data Range for Work Day		Wind Direction	N	Relative Humidity (%)	70.0 - 88.0	Daily Rain Total (in)	0.08	Readings in the summary table and graphs below are the reported downwind concentrations.
Temperature (°F)	28.0 - 31.0	Wind Speed (MPH)	0.5 - 3.5	Barometer (inHg)	29.80 - 30.00	Avg. Dew Point Temp (°F)	22.9	

Station Location	Daily Avg. Dust Concentration (µg/m^3)	Max 15-Min Dust Concentration (µg/m^3)	Time of Max Dust Reading	Daily Avg. VOC Concentration (ppm)	Max 15-Min VOC Concentration (ppm)	Time of Max VOC Reading
Upwind	19.9	65.6	11:09	0.0	0.0	9:16
Downwind	38.5	50.0	9:27	0.0	0.0	9:17

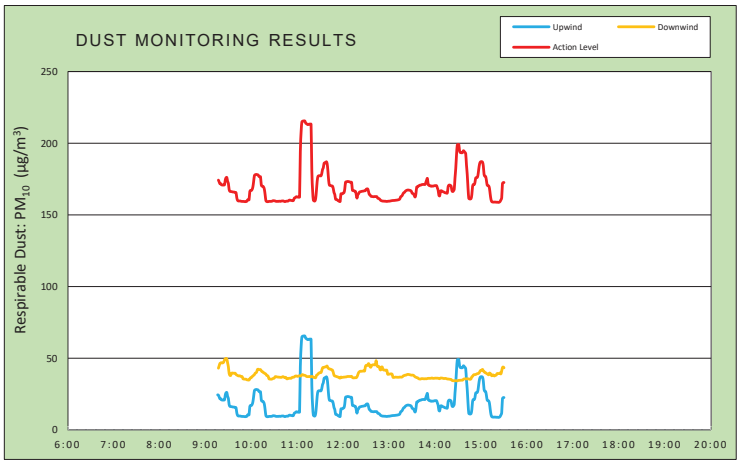

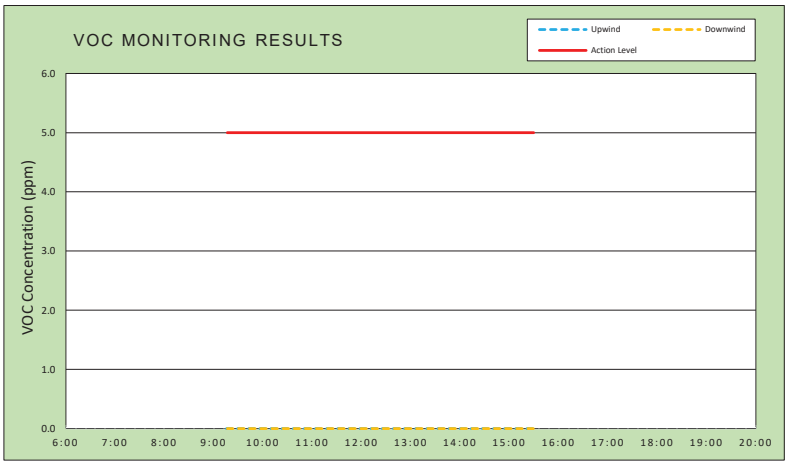

Air Monitoring Notes:

Weather Notes:

EMILCOTT
A Triumvirate Environmental Company

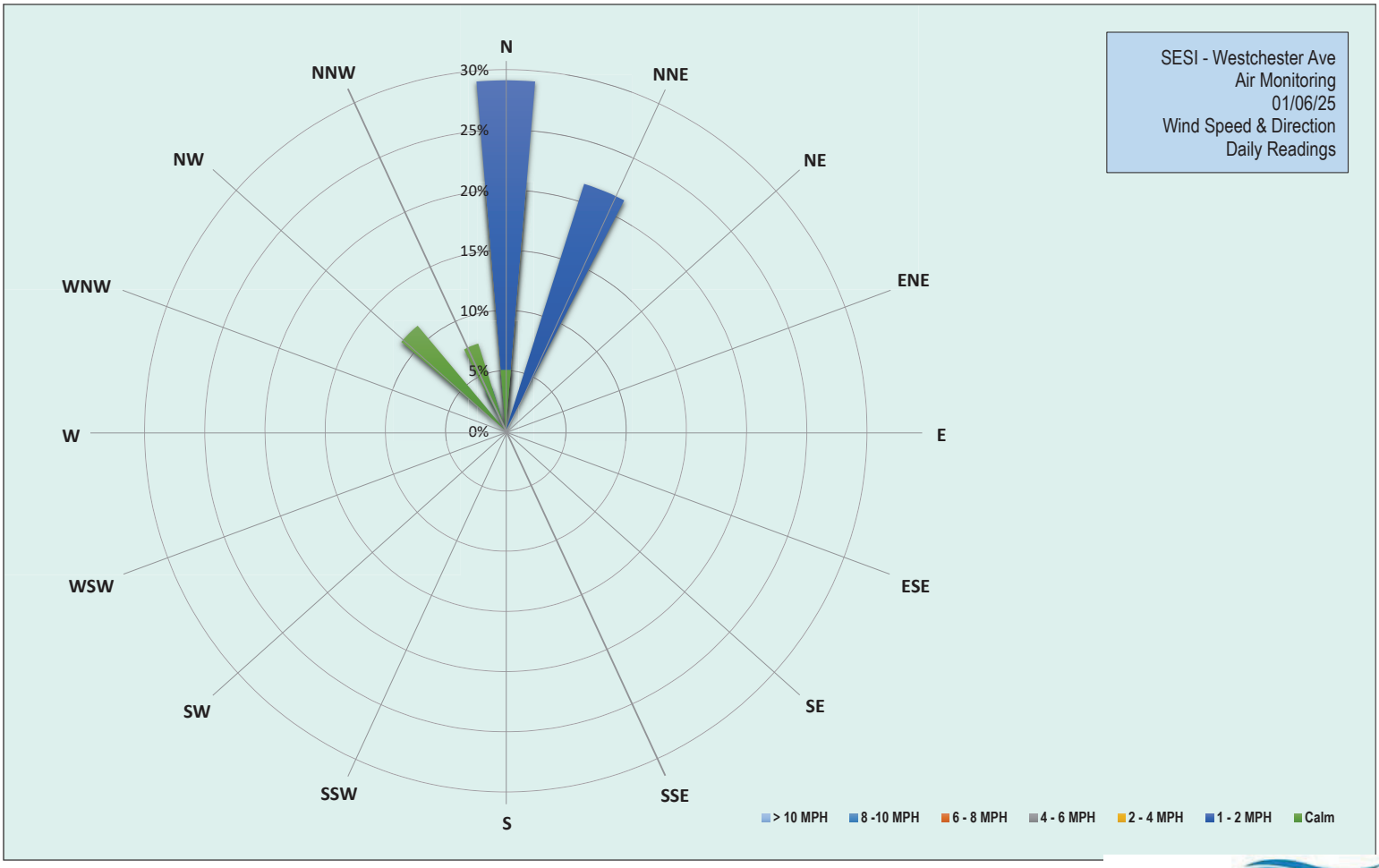

EMILCOTT
A Triumvirate Environmental Company

Grand Union Bowling Alley Site
BCP #360222
150 Westchester Avenue, Port Chester
January 6, 2025

Monday, January 6, 2025						
Number of Instances Where Downwind Particulates Exceeds Upwind Particulate + 150 =						0
Number of Comparable Data Points =						374
Start Time:						9:01
End Time:						15:30
PARTICULATE DATA						
Upwind			Downwind			Exceeds Particulate Alarm Limit
Time	Concentration (ug/m^3)	15-Min Avg Concentration (ug/m^3)	Time	Concentration (ug/m^3)	15-Min Avg Concentration (ug/m^3)	
9:01	40.5	-	9:01	-	-	-
9:02	32.0	-	9:02	12.5	-	-
9:03	31.0	-	9:03	10.3	-	-
9:04	30.5	-	9:04	10.8	-	-
9:05	9.0	-	9:05	30.0	-	-
9:06	24.0	-	9:06	31.3	-	-
9:07	13.3	-	9:07	39.3	-	-
9:08	11.8	-	9:08	33.3	-	-
9:09	12.0	-	9:09	32.5	-	-
9:10	9.0	-	9:10	31.3	-	-
9:11	10.8	-	9:11	32.0	-	-
9:12	15.0	-	9:12	34.5	-	-
9:13	12.0	-	9:13	47.5	-	-
9:14	51.3	-	9:14	74.3	-	-
9:15	31.0	-	9:15	74.3	-	-
9:16	74.8	24.5	9:16	108.5	-	-
9:17	29.0	24.3	9:17	56.8	43.1	-
9:18	12.0	23.0	9:18	36.0	44.8	-
9:19	11.0	21.7	9:19	35.0	46.4	-
9:20	11.3	21.9	9:20	33.5	46.7	-
9:21	11.8	21.1	9:21	36.3	47.0	-
9:22	10.5	20.9	9:22	35.5	46.7	-
9:23	11.3	20.8	9:23	35.5	46.9	-
9:24	12.5	20.9	9:24	41.0	47.5	-
9:25	11.0	21.0	9:25	54.0	49.0	-
9:26	62.8	24.5	9:26	41.3	49.6	-
9:27	37.0	25.9	9:27	40.5	50.0	-
9:28	14.8	26.1	9:28	39.3	49.4	-
9:29	10.8	23.4	9:29	34.3	46.8	-
9:30	10.0	22.0	9:30	34.0	44.1	-
9:31	10.3	17.7	9:31	39.3	39.5	-
9:32	10.5	16.5	9:32	36.8	38.1	-
9:33	9.8	16.3	9:33	34.0	38.0	-
9:34	10.0	16.3	9:34	56.5	39.4	-
9:35	9.3	16.1	9:35	37.8	39.7	-
9:36	9.8	16.0	9:36	35.0	39.6	-
9:37	10.0	16.0	9:37	34.8	39.6	-
9:38	10.0	15.9	9:38	35.3	39.6	-
9:39	9.5	15.7	9:39	40.8	39.6	-
9:40	9.5	15.6	9:40	41.8	38.7	-
9:41	8.8	12.0	9:41	35.0	38.3	-
9:42	10.0	10.2	9:42	36.3	38.0	-

Grand Union Bowling Alley Site
BCP #360222
150 Westchester Avenue, Port Chester
January 6, 2025

PARTICULATE DATA						
Upwind			Downwind			Exceeds Particulate Alarm Limit
Time	Concentration (ug/m^3)	15-Min Avg Concentration (ug/m^3)	Time	Concentration (ug/m^3)	15-Min Avg Concentration (ug/m^3)	
9:43	8.5	9.8	9:43	34.8	37.7	-
9:44	9.8	9.7	9:44	34.0	37.7	-
9:45	10.8	9.8	9:45	35.0	37.8	-
9:46	8.3	9.6	9:46	34.0	37.4	-
9:47	8.5	9.5	9:47	33.8	37.2	-
9:48	9.0	9.4	9:48	34.3	37.3	-
9:49	9.8	9.4	9:49	34.3	35.8	-
9:50	9.0	9.4	9:50	34.3	35.5	-
9:51	8.8	9.3	9:51	34.0	35.5	-
9:52	8.8	9.3	9:52	34.0	35.4	-
9:53	12.0	9.4	9:53	35.3	35.4	-
9:54	10.5	9.5	9:54	35.5	35.1	-
9:55	24.5	10.5	9:55	39.3	34.9	-
9:56	10.5	10.6	9:56	35.0	34.9	-
9:57	9.3	10.5	9:57	34.8	34.8	-
9:58	95.0	16.3	9:58	48.0	35.7	-
9:59	22.5	17.1	9:59	45.3	36.4	-
10:00	9.5	17.1	10:00	36.0	36.5	-
10:01	19.3	17.8	10:01	45.3	37.3	-
10:02	34.3	19.5	10:02	39.0	37.6	-
10:03	65.5	23.3	10:03	42.8	38.2	-
10:04	71.5	27.4	10:04	40.5	38.6	-
10:05	18.5	28.0	10:05	49.3	39.6	-
10:06	11.3	28.2	10:06	38.0	39.9	-
10:07	9.3	28.2	10:07	43.5	40.5	-
10:08	8.5	28.0	10:08	61.0	42.2	-
10:09	8.5	27.9	10:09	38.0	42.4	-
10:10	8.8	26.8	10:10	35.0	42.1	-
10:11	8.3	26.7	10:11	35.0	42.1	-
10:12	9.3	26.7	10:12	35.3	42.1	-
10:13	8.8	20.9	10:13	35.8	41.3	-
10:14	9.0	20.0	10:14	35.3	40.6	-
10:15	10.0	20.0	10:15	35.0	40.6	-
10:16	9.8	19.4	10:16	35.3	39.9	-
10:17	12.0	17.9	10:17	36.0	39.7	-
10:18	9.5	14.2	10:18	36.3	39.3	-
10:19	8.8	10.0	10:19	36.3	39.0	-
10:20	9.0	9.4	10:20	35.3	38.1	-
10:21	9.3	9.2	10:21	35.5	37.9	-
10:22	9.8	9.3	10:22	36.3	37.4	-
10:23	11.0	9.4	10:23	35.5	35.7	-
10:24	9.0	9.5	10:24	35.3	35.5	-
10:25	8.5	9.5	10:25	34.3	35.5	-
10:26	8.8	9.5	10:26	34.3	35.4	-
10:27	10.5	9.6	10:27	36.8	35.5	-
10:28	13.3	9.9	10:28	40.5	35.8	-
10:29	9.8	9.9	10:29	37.8	36.0	-
10:30	9.0	9.9	10:30	37.5	36.2	-

Grand Union Bowling Alley Site
BCP #360222
150 Westchester Avenue, Port Chester
January 6, 2025

PARTICULATE DATA						
Upwind			Downwind			Exceeds Particulate Alarm Limit
Time	Concentration (ug/m^3)	15-Min Avg Concentration (ug/m^3)	Time	Concentration (ug/m^3)	15-Min Avg Concentration (ug/m^3)	
10:31	8.3	9.8	10:31	49.3	37.1	-
10:32	8.5	9.5	10:32	37.3	37.2	-
10:33	8.5	9.5	10:33	34.5	37.1	-
10:34	9.3	9.5	10:34	34.0	36.9	-
10:35	8.3	9.4	10:35	35.0	36.9	-
10:36	11.0	9.6	10:36	34.0	36.8	-
10:37	9.8	9.6	10:37	36.0	36.8	-
10:38	9.8	9.5	10:38	34.5	36.7	-
10:39	11.5	9.6	10:39	34.5	36.7	-
10:40	9.8	9.7	10:40	37.3	36.9	-
10:41	9.3	9.8	10:41	38.5	37.2	-
10:42	9.8	9.7	10:42	35.3	37.1	-
10:43	9.0	9.4	10:43	35.0	36.7	-
10:44	8.0	9.3	10:44	35.5	36.5	-
10:45	11.8	9.5	10:45	40.3	36.7	-
10:46	10.0	9.6	10:46	34.8	35.8	-
10:47	8.8	9.6	10:47	36.3	35.7	-
10:48	9.3	9.7	10:48	36.8	35.8	-
10:49	16.0	10.1	10:49	37.0	36.0	-
10:50	11.8	10.4	10:50	35.3	36.1	-
10:51	9.0	10.2	10:51	34.5	36.1	-
10:52	8.3	10.1	10:52	35.3	36.0	-
10:53	8.3	10.0	10:53	41.8	36.5	-
10:54	10.0	9.9	10:54	38.3	36.8	-
10:55	12.3	10.1	10:55	37.5	36.8	-
10:56	32.3	11.6	10:56	41.0	37.0	-
10:57	14.8	12.0	10:57	42.8	37.5	-
10:58	15.3	12.4	10:58	37.5	37.6	-
10:59	13.5	12.7	10:59	35.5	37.6	-
11:00	8.5	12.5	11:00	37.0	37.4	-
11:01	8.3	12.4	11:01	35.8	37.5	-
11:02	9.3	12.4	11:02	40.0	37.7	-
11:03	8.8	12.4	11:03	37.3	37.8	-
11:04	494.0	44.3	11:04	35.5	37.7	-
11:05	214.0	57.8	11:05	37.8	37.8	-
11:06	114.5	64.8	11:06	43.0	38.4	-
11:07	17.5	65.4	11:07	38.8	38.6	-
11:08	10.0	65.5	11:08	36.0	38.2	-
11:09	11.5	65.6	11:09	37.3	38.2	-
11:10	9.8	65.5	11:10	35.8	38.1	-
11:11	10.8	64.0	11:11	37.0	37.8	-
11:12	9.8	63.7	11:12	36.3	37.4	-
11:13	8.3	63.2	11:13	35.3	37.2	-
11:14	10.0	63.0	11:14	35.8	37.2	-
11:15	12.3	63.2	11:15	36.8	37.2	-
11:16	10.0	63.4	11:16	38.0	37.4	-
11:17	9.0	63.3	11:17	36.3	37.1	-
11:18	9.0	63.4	11:18	38.3	37.2	-

Grand Union Bowling Alley Site
BCP #360222
150 Westchester Avenue, Port Chester
January 6, 2025

PARTICULATE DATA						
Upwind			Downwind			Exceeds Particulate Alarm Limit
Time	Concentration (ug/m^3)	15-Min Avg Concentration (ug/m^3)	Time	Concentration (ug/m^3)	15-Min Avg Concentration (ug/m^3)	
11:19	9.0	31.0	11:19	38.3	37.4	-
11:20	9.0	17.4	11:20	36.0	37.2	-
11:21	8.8	10.3	11:21	35.3	36.7	-
11:22	10.3	9.8	11:22	36.5	36.6	-
11:23	8.5	9.7	11:23	35.0	36.5	-
11:24	35.8	11.3	11:24	35.8	36.4	-
11:25	91.5	16.8	11:25	59.8	38.0	-
11:26	111.5	23.5	11:26	44.5	38.5	-
11:27	60.0	26.9	11:27	42.0	38.9	-
11:28	14.8	27.3	11:28	46.3	39.6	-
11:29	11.3	27.4	11:29	38.5	39.8	-
11:30	11.0	27.3	11:30	41.0	40.1	-
11:31	10.0	27.3	11:31	36.5	40.0	-
11:32	32.8	28.9	11:32	59.5	41.5	-
11:33	51.3	31.7	11:33	64.5	43.3	-
11:34	27.3	32.9	11:34	43.8	43.7	-
11:35	55.8	36.0	11:35	36.5	43.7	-
11:36	13.5	36.3	11:36	38.3	43.9	-
11:37	10.5	36.4	11:37	38.8	44.0	-
11:38	20.3	37.1	11:38	38.5	44.3	-
11:39	15.5	35.8	11:39	40.8	44.6	-
11:40	16.0	30.8	11:40	40.3	43.3	-
11:41	10.5	24.0	11:41	38.5	42.9	-
11:42	11.0	20.8	11:42	36.5	42.5	-
11:43	12.0	20.6	11:43	45.0	42.5	-
11:44	8.8	20.4	11:44	35.5	42.3	-
11:45	8.0	20.2	11:45	35.0	41.9	-
11:46	8.3	20.1	11:46	35.0	41.8	-
11:47	8.0	18.4	11:47	35.8	40.2	-
11:48	8.0	15.6	11:48	34.8	38.2	-
11:49	8.0	14.3	11:49	36.0	37.7	-
11:50	7.8	11.1	11:50	34.3	37.5	-
11:51	7.8	10.7	11:51	34.8	37.3	-
11:52	10.5	10.7	11:52	36.3	37.1	-
11:53	10.3	10.0	11:53	36.3	37.0	-
11:54	12.5	9.8	11:54	36.0	36.7	-
11:55	10.0	9.4	11:55	36.3	36.4	-
11:56	9.3	9.3	11:56	35.0	36.2	-
11:57	92.0	14.7	11:57	48.0	36.9	-
11:58	12.0	14.7	11:58	41.0	36.7	-
11:59	9.5	14.8	11:59	36.3	36.7	-
12:00	16.0	15.3	12:00	36.0	36.8	-
12:01	11.0	15.5	12:01	36.5	36.9	-
12:02	44.5	17.9	12:02	36.0	36.9	-
12:03	80.5	22.8	12:03	36.3	37.0	-
12:04	13.3	23.1	12:04	36.5	37.0	-
12:05	9.3	23.2	12:05	37.3	37.2	-
12:06	9.8	23.4	12:06	36.0	37.3	-

Grand Union Bowling Alley Site
BCP #360222
150 Westchester Avenue, Port Chester
January 6, 2025

PARTICULATE DATA						
Upwind			Downwind			Exceeds Particulate Alarm Limit
Time	Concentration (ug/m^3)	15-Min Avg Concentration (ug/m^3)	Time	Concentration (ug/m^3)	15-Min Avg Concentration (ug/m^3)	
12:07	8.8	23.2	12:07	36.3	37.3	-
12:08	8.8	23.1	12:08	36.3	37.3	-
12:09	8.5	22.9	12:09	36.0	37.3	-
12:10	9.0	22.8	12:10	36.5	37.3	-
12:11	8.8	22.8	12:11	36.0	37.4	-
12:12	8.5	17.2	12:12	36.3	36.6	-
12:13	8.3	17.0	12:13	37.0	36.3	-
12:14	8.8	16.9	12:14	36.3	36.3	-
12:15	10.3	16.5	12:15	37.3	36.4	-
12:16	9.5	16.4	12:16	37.3	36.5	-
12:17	11.3	14.2	12:17	35.8	36.5	-
12:18	43.0	11.7	12:18	45.5	37.1	-
12:19	50.5	14.2	12:19	56.5	38.4	-
12:20	16.5	14.7	12:20	59.0	39.9	-
12:21	26.3	15.8	12:21	45.8	40.5	-
12:22	14.0	16.1	12:22	42.0	40.9	-
12:23	10.8	16.3	12:23	37.8	41.0	-
12:24	11.0	16.4	12:24	35.3	40.9	-
12:25	10.8	16.5	12:25	38.3	41.1	-
12:26	9.5	16.6	12:26	37.0	41.1	-
12:27	10.8	16.7	12:27	37.0	41.2	-
12:28	10.0	16.9	12:28	35.8	41.1	-
12:29	9.8	16.9	12:29	83.3	44.2	-
12:30	25.0	17.9	12:30	50.5	45.1	-
12:31	12.5	18.1	12:31	35.8	45.0	-
12:32	12.0	18.2	12:32	37.3	45.1	-
12:33	17.5	16.5	12:33	63.8	46.3	-
12:34	18.3	14.3	12:34	46.0	45.6	-
12:35	12.8	14.1	12:35	39.3	44.3	-
12:36	12.5	13.1	12:36	36.8	43.7	-
12:37	10.3	12.9	12:37	61.0	45.0	-
12:38	9.8	12.8	12:38	42.5	45.3	-
12:39	10.0	12.8	12:39	38.3	45.5	-
12:40	9.8	12.7	12:40	38.0	45.5	-
12:41	11.5	12.8	12:41	36.8	45.5	-
12:42	10.5	12.8	12:42	37.3	45.5	-
12:43	9.5	12.8	12:43	79.0	48.4	-
12:44	9.3	12.7	12:44	36.3	45.2	-
12:45	9.8	11.7	12:45	35.5	44.2	-
12:46	9.3	11.5	12:46	35.8	44.2	-
12:47	9.0	11.3	12:47	35.3	44.1	-
12:48	9.0	10.7	12:48	36.0	42.2	-
12:49	9.3	10.1	12:49	41.3	41.9	-
12:50	9.5	9.9	12:50	68.8	43.9	-
12:51	9.3	9.7	12:51	36.5	43.9	-
12:52	9.3	9.6	12:52	36.0	42.2	-
12:53	9.5	9.6	12:53	36.5	41.8	-
12:54	9.0	9.6	12:54	37.8	41.8	-

Grand Union Bowling Alley Site
BCP #360222
150 Westchester Avenue, Port Chester
January 6, 2025

PARTICULATE DATA						
Upwind			Downwind			Exceeds Particulate Alarm Limit
Time	Concentration (ug/m^3)	15-Min Avg Concentration (ug/m^3)	Time	Concentration (ug/m^3)	15-Min Avg Concentration (ug/m^3)	
12:55	10.0	9.6	12:55	37.0	41.7	-
12:56	9.5	9.4	12:56	37.0	41.7	-
12:57	10.5	9.4	12:57	36.8	41.7	-
12:58	10.3	9.5	12:58	36.8	38.9	-
12:59	10.8	9.6	12:59	36.3	38.9	-
13:00	9.8	9.6	13:00	36.5	38.9	-
13:01	10.5	9.7	13:01	37.0	39.0	-
13:02	10.8	9.8	13:02	36.5	39.1	-
13:03	10.8	9.9	13:03	36.3	39.1	-
13:04	10.8	10.0	13:04	36.3	38.8	-
13:05	10.3	10.1	13:05	37.3	36.7	-
13:06	9.8	10.1	13:06	36.0	36.7	-
13:07	9.8	10.1	13:07	37.0	36.7	-
13:08	10.5	10.2	13:08	38.8	36.9	-
13:09	10.5	10.3	13:09	37.0	36.8	-
13:10	10.5	10.3	13:10	36.5	36.8	-
13:11	11.5	10.5	13:11	36.5	36.8	-
13:12	12.0	10.6	13:12	36.8	36.8	-
13:13	13.3	10.8	13:13	37.0	36.8	-
13:14	17.8	11.2	13:14	38.5	36.9	-
13:15	31.0	12.6	13:15	35.8	36.9	-
13:16	15.8	13.0	13:16	36.5	36.8	-
13:17	19.0	13.5	13:17	38.5	37.0	-
13:18	27.0	14.6	13:18	43.5	37.5	-
13:19	23.5	15.5	13:19	42.8	37.9	-
13:20	14.0	15.7	13:20	38.5	38.0	-
13:21	20.5	16.4	13:21	40.3	38.3	-
13:22	16.5	16.9	13:22	37.0	38.3	-
13:23	14.8	17.2	13:23	42.8	38.5	-
13:24	13.0	17.3	13:24	40.3	38.7	-
13:25	11.0	17.4	13:25	36.5	38.7	-
13:26	10.0	17.3	13:26	35.3	38.7	-
13:27	10.3	17.2	13:27	34.8	38.5	-
13:28	10.3	17.0	13:28	35.0	38.4	-
13:29	10.8	16.5	13:29	36.3	38.2	-
13:30	11.3	15.2	13:30	36.0	38.3	-
13:31	11.5	14.9	13:31	36.3	38.2	-
13:32	12.3	14.4	13:32	35.0	38.0	-
13:33	10.8	13.4	13:33	36.0	37.5	-
13:34	10.3	12.5	13:34	35.3	37.0	-
13:35	50.8	14.9	13:35	35.5	36.8	-
13:36	89.0	19.5	13:36	35.5	36.5	-
13:37	15.3	19.4	13:37	36.3	36.4	-
13:38	25.0	20.1	13:38	36.3	36.0	-
13:39	17.0	20.4	13:39	35.0	35.7	-
13:40	17.0	20.8	13:40	35.0	35.6	-
13:41	9.8	20.7	13:41	34.8	35.5	-
13:42	14.0	21.0	13:42	38.3	35.8	-

Grand Union Bowling Alley Site
BCP #360222
150 Westchester Avenue, Port Chester
January 6, 2025

PARTICULATE DATA						
Upwind			Downwind			Exceeds Particulate Alarm Limit
Time	Concentration (ug/m^3)	15-Min Avg Concentration (ug/m^3)	Time	Concentration (ug/m^3)	15-Min Avg Concentration (ug/m^3)	
13:43	13.3	21.2	13:43	35.8	35.8	-
13:44	11.5	21.2	13:44	35.8	35.8	-
13:45	11.8	21.3	13:45	35.0	35.7	-
13:46	11.3	21.3	13:46	35.8	35.7	-
13:47	12.5	21.3	13:47	36.3	35.8	-
13:48	34.3	22.8	13:48	35.3	35.7	-
13:49	33.0	24.4	13:49	35.5	35.7	-
13:50	66.5	25.4	13:50	38.3	35.9	-
13:51	23.5	21.0	13:51	37.0	36.0	-
13:52	12.8	20.9	13:52	36.3	36.0	-
13:53	17.0	20.3	13:53	36.3	36.0	-
13:54	16.8	20.3	13:54	35.3	36.0	-
13:55	11.8	20.0	13:55	36.5	36.1	-
13:56	12.5	20.2	13:56	36.5	36.2	-
13:57	13.0	20.1	13:57	35.0	36.0	-
13:58	14.5	20.2	13:58	35.3	36.0	-
13:59	14.5	20.4	13:59	36.8	36.1	-
14:00	12.5	20.4	14:00	35.8	36.1	-
14:01	11.8	20.5	14:01	36.5	36.2	-
14:02	11.0	20.4	14:02	35.5	36.1	-
14:03	10.5	18.8	14:03	35.5	36.1	-
14:04	9.5	17.2	14:04	34.8	36.1	-
14:05	13.5	13.7	14:05	35.3	35.9	-
14:06	17.8	13.3	14:06	35.5	35.8	-
14:07	57.5	16.3	14:07	42.5	36.2	-
14:08	27.5	17.0	14:08	37.0	36.2	-
14:09	10.3	16.5	14:09	34.5	36.2	-
14:10	8.3	16.3	14:10	35.0	36.1	-
14:11	8.5	16.0	14:11	34.0	35.9	-
14:12	9.8	15.8	14:12	34.3	35.9	-
14:13	9.3	15.5	14:13	37.0	36.0	-
14:14	13.5	15.4	14:14	35.5	35.9	-
14:15	9.5	15.2	14:15	33.5	35.8	-
14:16	11.8	15.2	14:16	33.5	35.6	-
14:17	77.3	19.6	14:17	35.3	35.5	-
14:18	27.0	20.7	14:18	34.3	35.5	-
14:19	11.3	20.8	14:19	33.8	35.4	-
14:20	9.8	20.6	14:20	34.0	35.3	-
14:21	9.3	20.0	14:21	33.8	35.2	-
14:22	11.3	16.9	14:22	34.3	34.6	-
14:23	17.3	16.3	14:23	33.5	34.4	-
14:24	18.8	16.8	14:24	33.8	34.4	-
14:25	23.8	17.9	14:25	34.5	34.3	-
14:26	127.3	25.8	14:26	34.5	34.4	-
14:27	111.0	32.5	14:27	34.8	34.4	-
14:28	149.8	41.9	14:28	35.5	34.3	-
14:29	117.3	48.8	14:29	35.3	34.3	-
14:30	14.5	49.1	14:30	36.5	34.5	-

Grand Union Bowling Alley Site
BCP #360222
150 Westchester Avenue, Port Chester
January 6, 2025

PARTICULATE DATA						
Upwind			Downwind			Exceeds Particulate Alarm Limit
Time	Concentration (ug/m^3)	15-Min Avg Concentration (ug/m^3)	Time	Concentration (ug/m^3)	15-Min Avg Concentration (ug/m^3)	
14:31	10.8	49.1	14:31	36.0	34.6	-
14:32	10.5	44.6	14:32	35.0	34.6	-
14:33	10.3	43.5	14:33	35.0	34.7	-
14:34	10.5	43.5	14:34	34.5	34.7	-
14:35	8.0	43.3	14:35	34.3	34.7	-
14:36	13.5	43.6	14:36	34.5	34.8	-
14:37	29.0	44.8	14:37	42.5	35.3	-
14:38	9.5	44.3	14:38	37.5	35.6	-
14:39	9.3	43.7	14:39	34.8	35.7	-
14:40	10.0	42.7	14:40	34.0	35.6	-
14:41	8.8	34.8	14:41	34.3	35.6	-
14:42	11.0	28.2	14:42	35.3	35.7	-
14:43	9.8	18.8	14:43	35.8	35.7	-
14:44	8.5	11.6	14:44	34.0	35.6	-
14:45	8.5	11.2	14:45	34.0	35.4	-
14:46	9.8	11.1	14:46	35.0	35.4	-
14:47	15.3	11.4	14:47	41.0	35.8	-
14:48	51.3	14.2	14:48	54.8	37.1	-
14:49	98.8	20.1	14:49	39.3	37.4	-
14:50	26.8	21.3	14:50	47.5	38.3	-
14:51	11.0	21.1	14:51	39.3	38.6	-
14:52	47.8	22.4	14:52	42.5	38.6	-
14:53	59.5	25.7	14:53	39.5	38.7	-
14:54	14.3	26.1	14:54	38.3	39.0	-
14:55	10.8	26.1	14:55	38.5	39.3	-
14:56	33.0	27.7	14:56	35.8	39.4	-
14:57	72.5	31.8	14:57	38.3	39.6	-
14:58	61.5	35.3	14:58	46.5	40.3	-
14:59	31.5	36.8	14:59	48.8	41.3	-
15:00	13.5	37.1	15:00	39.3	41.6	-
15:01	10.0	37.2	15:01	35.3	41.6	-
15:02	9.5	36.8	15:02	51.0	42.3	-
15:03	11.5	34.1	15:03	36.3	41.1	-
15:04	9.3	28.2	15:04	36.0	40.8	-
15:05	9.5	27.0	15:05	35.3	40.0	-
15:06	9.3	26.9	15:06	38.3	40.0	-
15:07	8.8	24.3	15:07	35.5	39.5	-
15:08	8.0	20.9	15:08	34.3	39.1	-
15:09	8.0	20.4	15:09	33.3	38.8	-
15:10	8.0	20.3	15:10	33.5	38.5	-
15:11	8.8	18.6	15:11	54.3	39.7	-
15:12	9.0	14.4	15:12	34.5	39.5	-
15:13	8.0	10.8	15:13	36.0	38.8	-
15:14	8.5	9.3	15:14	34.0	37.8	-
15:15	9.3	9.0	15:15	46.3	38.2	-
15:16	9.0	9.0	15:16	37.8	38.4	-
15:17	9.3	8.9	15:17	40.0	37.7	-
15:18	12.3	9.0	15:18	39.0	37.9	-

Grand Union Bowling Alley Site
BCP #360222
150 Westchester Avenue, Port Chester
January 6, 2025

PARTICULATE DATA						
Upwind			Downwind			Exceeds Particulate Alarm Limit
Time	Concentration (ug/m^3)	15-Min Avg Concentration (ug/m^3)	Time	Concentration (ug/m^3)	15-Min Avg Concentration (ug/m^3)	
15:19	8.5	8.9	15:19	40.8	38.2	-
15:20	8.3	8.9	15:20	37.5	38.3	-
15:21	9.8	8.9	15:21	54.3	39.4	-
15:22	7.5	8.8	15:22	34.5	39.3	-
15:23	7.5	8.8	15:23	34.3	39.3	-
15:24	10.8	9.0	15:24	35.5	39.5	-
15:25	15.8	9.5	15:25	38.5	39.8	-
15:26	24.8	10.5	15:26	43.8	39.1	-
15:27	29.3	11.9	15:27	65.5	41.2	-
15:28	157.3	21.8	15:28	70.8	43.5	-
15:29	19.3	22.6	15:29	41.0	44.0	-
15:30	9.8	22.6	15:30	36.8	43.3	-

Grand Union Bowling Alley Site
BCP #360222
150 Westchester Avenue, Port Chester
January 6, 2025

Monday, January 6, 2025						
Number of Instances Where Downwind VOCs Exceeds Upwind VOCs + 5 =						0
Number of Comparable Data Points =						374
Start Time:						9:01
End Time:						15:30
PID DATA						
Upwind			Downwind			Exceeds VOC Alarm Limit
Time	Concentration (ppm)	15-Min Avg Concentration (ppm)	Time	Concentration (ppm)	15-Min Avg Concentration (ppm)	
9:01	0.0	-	9:01	-	-	-
9:02	0.0	-	9:02	0.0	-	-
9:03	0.0	-	9:03	0.0	-	-
9:04	0.0	-	9:04	0.0	-	-
9:05	0.0	-	9:05	0.0	-	-
9:06	0.0	-	9:06	0.0	-	-
9:07	0.0	-	9:07	0.0	-	-
9:08	0.0	-	9:08	0.0	-	-
9:09	0.0	-	9:09	0.0	-	-
9:10	0.0	-	9:10	0.0	-	-
9:11	0.0	-	9:11	0.0	-	-
9:12	0.0	-	9:12	0.0	-	-
9:13	0.0	-	9:13	0.0	-	-
9:14	0.0	-	9:14	0.0	-	-
9:15	0.0	-	9:15	0.0	-	-
9:16	0.0	0.0	9:16	0.0	-	-
9:17	0.0	0.0	9:17	0.0	0.0	-
9:18	0.0	0.0	9:18	0.0	0.0	-
9:19	0.0	0.0	9:19	0.0	0.0	-
9:20	0.0	0.0	9:20	0.0	0.0	-
9:21	0.0	0.0	9:21	0.0	0.0	-
9:22	0.0	0.0	9:22	0.0	0.0	-
9:23	0.0	0.0	9:23	0.0	0.0	-
9:24	0.0	0.0	9:24	0.0	0.0	-
9:25	0.0	0.0	9:25	0.0	0.0	-
9:26	0.0	0.0	9:26	0.0	0.0	-
9:27	0.0	0.0	9:27	0.0	0.0	-
9:28	0.0	0.0	9:28	0.0	0.0	-
9:29	0.0	0.0	9:29	0.0	0.0	-
9:30	0.0	0.0	9:30	0.0	0.0	-
9:31	0.0	0.0	9:31	0.0	0.0	-
9:32	0.0	0.0	9:32	0.0	0.0	-
9:33	0.0	0.0	9:33	0.0	0.0	-
9:34	0.0	0.0	9:34	0.0	0.0	-
9:35	0.0	0.0	9:35	0.0	0.0	-
9:36	0.0	0.0	9:36	0.0	0.0	-
9:37	0.0	0.0	9:37	0.0	0.0	-
9:38	0.0	0.0	9:38	0.0	0.0	-
9:39	0.0	0.0	9:39	0.0	0.0	-
9:40	0.0	0.0	9:40	0.0	0.0	-
9:41	0.0	0.0	9:41	0.0	0.0	-
9:42	0.0	0.0	9:42	0.0	0.0	-
9:43	0.0	0.0	9:43	0.0	0.0	-

Grand Union Bowling Alley Site
BCP #360222
150 Westchester Avenue, Port Chester
January 6, 2025

PID DATA						
Upwind			Downwind			
Time	Concentration (ppm)	15-Min Avg Concentration (ppm)	Time	Concentration (ppm)	15-Min Avg Concentration (ppm)	Exceeds VOC Alarm Limit
9:44	0.0	0.0	9:44	0.0	0.0	-
9:45	0.0	0.0	9:45	0.0	0.0	-
9:46	0.0	0.0	9:46	0.0	0.0	-
9:47	0.0	0.0	9:47	0.0	0.0	-
9:48	0.0	0.0	9:48	0.0	0.0	-
9:49	0.0	0.0	9:49	0.0	0.0	-
9:50	0.0	0.0	9:50	0.0	0.0	-
9:51	0.0	0.0	9:51	0.0	0.0	-
9:52	0.0	0.0	9:52	0.0	0.0	-
9:53	0.0	0.0	9:53	0.0	0.0	-
9:54	0.0	0.0	9:54	0.0	0.0	-
9:55	0.0	0.0	9:55	0.0	0.0	-
9:56	0.0	0.0	9:56	0.0	0.0	-
9:57	0.0	0.0	9:57	0.0	0.0	-
9:58	0.0	0.0	9:58	0.0	0.0	-
9:59	0.0	0.0	9:59	0.0	0.0	-
10:00	0.0	0.0	10:00	0.0	0.0	-
10:01	0.0	0.0	10:01	0.0	0.0	-
10:02	0.0	0.0	10:02	0.0	0.0	-
10:03	0.0	0.0	10:03	0.0	0.0	-
10:04	0.0	0.0	10:04	0.0	0.0	-
10:05	0.0	0.0	10:05	0.0	0.0	-
10:06	0.0	0.0	10:06	0.0	0.0	-
10:07	0.0	0.0	10:07	0.0	0.0	-
10:08	0.0	0.0	10:08	0.0	0.0	-
10:09	0.0	0.0	10:09	0.0	0.0	-
10:10	0.0	0.0	10:10	0.0	0.0	-
10:11	0.0	0.0	10:11	0.0	0.0	-
10:12	0.0	0.0	10:12	0.0	0.0	-
10:13	0.0	0.0	10:13	0.0	0.0	-
10:14	0.0	0.0	10:14	0.0	0.0	-
10:15	0.0	0.0	10:15	0.0	0.0	-
10:16	0.0	0.0	10:16	0.0	0.0	-
10:17	0.0	0.0	10:17	0.0	0.0	-
10:18	0.0	0.0	10:18	0.0	0.0	-
10:19	0.0	0.0	10:19	0.0	0.0	-
10:20	0.0	0.0	10:20	0.0	0.0	-
10:21	0.0	0.0	10:21	0.0	0.0	-
10:22	0.0	0.0	10:22	0.0	0.0	-
10:23	0.0	0.0	10:23	0.0	0.0	-
10:24	0.0	0.0	10:24	0.0	0.0	-
10:25	0.0	0.0	10:25	0.0	0.0	-
10:26	0.0	0.0	10:26	0.0	0.0	-
10:27	0.0	0.0	10:27	0.0	0.0	-
10:28	0.0	0.0	10:28	0.0	0.0	-
10:29	0.0	0.0	10:29	0.0	0.0	-
10:30	0.0	0.0	10:30	0.0	0.0	-
10:31	0.0	0.0	10:31	0.0	0.0	-

Grand Union Bowling Alley Site
BCP #360222
150 Westchester Avenue, Port Chester
January 6, 2025

PID DATA						
Upwind			Downwind			
Time	Concentration (ppm)	15-Min Avg Concentration (ppm)	Time	Concentration (ppm)	15-Min Avg Concentration (ppm)	Exceeds VOC Alarm Limit
10:32	0.0	0.0	10:32	0.0	0.0	-
10:33	0.0	0.0	10:33	0.0	0.0	-
10:34	0.0	0.0	10:34	0.0	0.0	-
10:35	0.0	0.0	10:35	0.0	0.0	-
10:36	0.0	0.0	10:36	0.0	0.0	-
10:37	0.0	0.0	10:37	0.0	0.0	-
10:38	0.0	0.0	10:38	0.0	0.0	-
10:39	0.0	0.0	10:39	0.0	0.0	-
10:40	0.0	0.0	10:40	0.0	0.0	-
10:41	0.0	0.0	10:41	0.0	0.0	-
10:42	0.0	0.0	10:42	0.0	0.0	-
10:43	0.0	0.0	10:43	0.0	0.0	-
10:44	0.0	0.0	10:44	0.0	0.0	-
10:45	0.0	0.0	10:45	0.0	0.0	-
10:46	0.0	0.0	10:46	0.0	0.0	-
10:47	0.0	0.0	10:47	0.0	0.0	-
10:48	0.0	0.0	10:48	0.0	0.0	-
10:49	0.0	0.0	10:49	0.0	0.0	-
10:50	0.0	0.0	10:50	0.0	0.0	-
10:51	0.0	0.0	10:51	0.0	0.0	-
10:52	0.0	0.0	10:52	0.0	0.0	-
10:53	0.0	0.0	10:53	0.0	0.0	-
10:54	0.0	0.0	10:54	0.0	0.0	-
10:55	0.0	0.0	10:55	0.0	0.0	-
10:56	0.0	0.0	10:56	0.0	0.0	-
10:57	0.0	0.0	10:57	0.0	0.0	-
10:58	0.0	0.0	10:58	0.0	0.0	-
10:59	0.0	0.0	10:59	0.0	0.0	-
11:00	0.0	0.0	11:00	0.0	0.0	-
11:01	0.0	0.0	11:01	0.0	0.0	-
11:02	0.0	0.0	11:02	0.0	0.0	-
11:03	0.0	0.0	11:03	0.0	0.0	-
11:04	0.0	0.0	11:04	0.0	0.0	-
11:05	0.0	0.0	11:05	0.0	0.0	-
11:06	0.0	0.0	11:06	0.0	0.0	-
11:07	0.0	0.0	11:07	0.0	0.0	-
11:08	0.0	0.0	11:08	0.0	0.0	-
11:09	0.0	0.0	11:09	0.0	0.0	-
11:10	0.0	0.0	11:10	0.0	0.0	-
11:11	0.0	0.0	11:11	0.0	0.0	-
11:12	0.0	0.0	11:12	0.0	0.0	-
11:13	0.0	0.0	11:13	0.0	0.0	-
11:14	0.0	0.0	11:14	0.0	0.0	-
11:15	0.0	0.0	11:15	0.0	0.0	-
11:16	0.0	0.0	11:16	0.0	0.0	-
11:17	0.0	0.0	11:17	0.0	0.0	-
11:18	0.0	0.0	11:18	0.0	0.0	-
11:19	0.0	0.0	11:19	0.0	0.0	-

Grand Union Bowling Alley Site
BCP #360222
150 Westchester Avenue, Port Chester
January 6, 2025

PID DATA						
Upwind			Downwind			
Time	Concentration (ppm)	15-Min Avg Concentration (ppm)	Time	Concentration (ppm)	15-Min Avg Concentration (ppm)	Exceeds VOC Alarm Limit
11:20	0.0	0.0	11:20	0.0	0.0	-
11:21	0.0	0.0	11:21	0.0	0.0	-
11:22	0.0	0.0	11:22	0.0	0.0	-
11:23	0.0	0.0	11:23	0.0	0.0	-
11:24	0.0	0.0	11:24	0.0	0.0	-
11:25	0.0	0.0	11:25	0.0	0.0	-
11:26	0.0	0.0	11:26	0.0	0.0	-
11:27	0.0	0.0	11:27	0.0	0.0	-
11:28	0.0	0.0	11:28	0.0	0.0	-
11:29	0.0	0.0	11:29	0.0	0.0	-
11:30	0.0	0.0	11:30	0.0	0.0	-
11:31	0.0	0.0	11:31	0.0	0.0	-
11:32	0.0	0.0	11:32	0.0	0.0	-
11:33	0.0	0.0	11:33	0.0	0.0	-
11:34	0.0	0.0	11:34	0.0	0.0	-
11:35	0.0	0.0	11:35	0.0	0.0	-
11:36	0.0	0.0	11:36	0.0	0.0	-
11:37	0.0	0.0	11:37	0.0	0.0	-
11:38	0.0	0.0	11:38	0.0	0.0	-
11:39	0.0	0.0	11:39	0.0	0.0	-
11:40	0.0	0.0	11:40	0.0	0.0	-
11:41	0.0	0.0	11:41	0.0	0.0	-
11:42	0.0	0.0	11:42	0.0	0.0	-
11:43	0.0	0.0	11:43	0.0	0.0	-
11:44	0.0	0.0	11:44	0.0	0.0	-
11:45	0.0	0.0	11:45	0.0	0.0	-
11:46	0.0	0.0	11:46	0.0	0.0	-
11:47	0.0	0.0	11:47	0.0	0.0	-
11:48	0.0	0.0	11:48	0.0	0.0	-
11:49	0.0	0.0	11:49	0.0	0.0	-
11:50	0.0	0.0	11:50	0.0	0.0	-
11:51	0.0	0.0	11:51	0.0	0.0	-
11:52	0.0	0.0	11:52	0.0	0.0	-
11:53	0.0	0.0	11:53	0.0	0.0	-
11:54	0.0	0.0	11:54	0.0	0.0	-
11:55	0.0	0.0	11:55	0.0	0.0	-
11:56	0.0	0.0	11:56	0.0	0.0	-
11:57	0.0	0.0	11:57	0.0	0.0	-
11:58	0.0	0.0	11:58	0.0	0.0	-
11:59	0.0	0.0	11:59	0.0	0.0	-
12:00	0.0	0.0	12:00	0.0	0.0	-
12:01	0.0	0.0	12:01	0.0	0.0	-
12:02	0.0	0.0	12:02	0.0	0.0	-
12:03	0.0	0.0	12:03	0.0	0.0	-
12:04	0.0	0.0	12:04	0.0	0.0	-
12:05	0.0	0.0	12:05	0.0	0.0	-
12:06	0.0	0.0	12:06	0.0	0.0	-
12:07	0.0	0.0	12:07	0.0	0.0	-

Grand Union Bowling Alley Site
BCP #360222
150 Westchester Avenue, Port Chester
January 6, 2025

PID DATA						
Upwind			Downwind			
Time	Concentration (ppm)	15-Min Avg Concentration (ppm)	Time	Concentration (ppm)	15-Min Avg Concentration (ppm)	Exceeds VOC Alarm Limit
12:08	0.0	0.0	12:08	0.0	0.0	-
12:09	0.0	0.0	12:09	0.0	0.0	-
12:10	0.0	0.0	12:10	0.0	0.0	-
12:11	0.0	0.0	12:11	0.0	0.0	-
12:12	0.0	0.0	12:12	0.0	0.0	-
12:13	0.0	0.0	12:13	0.0	0.0	-
12:14	0.0	0.0	12:14	0.0	0.0	-
12:15	0.0	0.0	12:15	0.0	0.0	-
12:16	0.0	0.0	12:16	0.0	0.0	-
12:17	0.0	0.0	12:17	0.0	0.0	-
12:18	0.0	0.0	12:18	0.0	0.0	-
12:19	0.0	0.0	12:19	0.0	0.0	-
12:20	0.0	0.0	12:20	0.0	0.0	-
12:21	0.0	0.0	12:21	0.0	0.0	-
12:22	0.0	0.0	12:22	0.0	0.0	-
12:23	0.0	0.0	12:23	0.0	0.0	-
12:24	0.0	0.0	12:24	0.0	0.0	-
12:25	0.0	0.0	12:25	0.0	0.0	-
12:26	0.0	0.0	12:26	0.0	0.0	-
12:27	0.0	0.0	12:27	0.0	0.0	-
12:28	0.0	0.0	12:28	0.0	0.0	-
12:29	0.0	0.0	12:29	0.0	0.0	-
12:30	0.0	0.0	12:30	0.0	0.0	-
12:31	0.0	0.0	12:31	0.0	0.0	-
12:32	0.0	0.0	12:32	0.0	0.0	-
12:33	0.0	0.0	12:33	0.0	0.0	-
12:34	0.0	0.0	12:34	0.0	0.0	-
12:35	0.0	0.0	12:35	0.0	0.0	-
12:36	0.0	0.0	12:36	0.0	0.0	-
12:37	0.0	0.0	12:37	0.0	0.0	-
12:38	0.0	0.0	12:38	0.0	0.0	-
12:39	0.0	0.0	12:39	0.0	0.0	-
12:40	0.0	0.0	12:40	0.0	0.0	-
12:41	0.0	0.0	12:41	0.0	0.0	-
12:42	0.0	0.0	12:42	0.0	0.0	-
12:43	0.0	0.0	12:43	0.0	0.0	-
12:44	0.0	0.0	12:44	0.0	0.0	-
12:45	0.0	0.0	12:45	0.0	0.0	-
12:46	0.0	0.0	12:46	0.0	0.0	-
12:47	0.0	0.0	12:47	0.0	0.0	-
12:48	0.0	0.0	12:48	0.0	0.0	-
12:49	0.0	0.0	12:49	0.0	0.0	-
12:50	0.0	0.0	12:50	0.0	0.0	-
12:51	0.0	0.0	12:51	0.0	0.0	-
12:52	0.0	0.0	12:52	0.0	0.0	-
12:53	0.0	0.0	12:53	0.0	0.0	-
12:54	0.0	0.0	12:54	0.0	0.0	-
12:55	0.0	0.0	12:55	0.0	0.0	-

Grand Union Bowling Alley Site
BCP #360222
150 Westchester Avenue, Port Chester
January 6, 2025

PID DATA						
Upwind			Downwind			
Time	Concentration (ppm)	15-Min Avg Concentration (ppm)	Time	Concentration (ppm)	15-Min Avg Concentration (ppm)	Exceeds VOC Alarm Limit
12:56	0.0	0.0	12:56	0.0	0.0	-
12:57	0.0	0.0	12:57	0.0	0.0	-
12:58	0.0	0.0	12:58	0.0	0.0	-
12:59	0.0	0.0	12:59	0.0	0.0	-
13:00	0.0	0.0	13:00	0.0	0.0	-
13:01	0.0	0.0	13:01	0.0	0.0	-
13:02	0.0	0.0	13:02	0.0	0.0	-
13:03	0.0	0.0	13:03	0.0	0.0	-
13:04	0.0	0.0	13:04	0.0	0.0	-
13:05	0.0	0.0	13:05	0.0	0.0	-
13:06	0.0	0.0	13:06	0.0	0.0	-
13:07	0.0	0.0	13:07	0.0	0.0	-
13:08	0.0	0.0	13:08	0.0	0.0	-
13:09	0.0	0.0	13:09	0.0	0.0	-
13:10	0.0	0.0	13:10	0.0	0.0	-
13:11	0.0	0.0	13:11	0.0	0.0	-
13:12	0.0	0.0	13:12	0.0	0.0	-
13:13	0.0	0.0	13:13	0.0	0.0	-
13:14	0.0	0.0	13:14	0.0	0.0	-
13:15	0.0	0.0	13:15	0.0	0.0	-
13:16	0.0	0.0	13:16	0.0	0.0	-
13:17	0.0	0.0	13:17	0.0	0.0	-
13:18	0.0	0.0	13:18	0.0	0.0	-
13:19	0.0	0.0	13:19	0.0	0.0	-
13:20	0.0	0.0	13:20	0.0	0.0	-
13:21	0.0	0.0	13:21	0.0	0.0	-
13:22	0.0	0.0	13:22	0.0	0.0	-
13:23	0.0	0.0	13:23	0.0	0.0	-
13:24	0.0	0.0	13:24	0.0	0.0	-
13:25	0.0	0.0	13:25	0.0	0.0	-
13:26	0.0	0.0	13:26	0.0	0.0	-
13:27	0.0	0.0	13:27	0.0	0.0	-
13:28	0.0	0.0	13:28	0.0	0.0	-
13:29	0.0	0.0	13:29	0.0	0.0	-
13:30	0.0	0.0	13:30	0.0	0.0	-
13:31	0.0	0.0	13:31	0.0	0.0	-
13:32	0.0	0.0	13:32	0.0	0.0	-
13:33	0.0	0.0	13:33	0.0	0.0	-
13:34	0.0	0.0	13:34	0.0	0.0	-
13:35	0.0	0.0	13:35	0.0	0.0	-
13:36	0.0	0.0	13:36	0.0	0.0	-
13:37	0.0	0.0	13:37	0.0	0.0	-
13:38	0.0	0.0	13:38	0.0	0.0	-
13:39	0.0	0.0	13:39	0.0	0.0	-
13:40	0.0	0.0	13:40	0.0	0.0	-
13:41	0.0	0.0	13:41	0.0	0.0	-
13:42	0.0	0.0	13:42	0.0	0.0	-
13:43	0.0	0.0	13:43	0.0	0.0	-

Grand Union Bowling Alley Site
BCP #360222
150 Westchester Avenue, Port Chester
January 6, 2025

PID DATA						
Upwind			Downwind			
Time	Concentration (ppm)	15-Min Avg Concentration (ppm)	Time	Concentration (ppm)	15-Min Avg Concentration (ppm)	Exceeds VOC Alarm Limit
13:44	0.0	0.0	13:44	0.0	0.0	-
13:45	0.0	0.0	13:45	0.0	0.0	-
13:46	0.0	0.0	13:46	0.0	0.0	-
13:47	0.0	0.0	13:47	0.0	0.0	-
13:48	0.0	0.0	13:48	0.0	0.0	-
13:49	0.0	0.0	13:49	0.0	0.0	-
13:50	0.0	0.0	13:50	0.0	0.0	-
13:51	0.0	0.0	13:51	0.0	0.0	-
13:52	0.0	0.0	13:52	0.0	0.0	-
13:53	0.0	0.0	13:53	0.0	0.0	-
13:54	0.0	0.0	13:54	0.0	0.0	-
13:55	0.0	0.0	13:55	0.0	0.0	-
13:56	0.0	0.0	13:56	0.0	0.0	-
13:57	0.0	0.0	13:57	0.0	0.0	-
13:58	0.0	0.0	13:58	0.0	0.0	-
13:59	0.0	0.0	13:59	0.0	0.0	-
14:00	0.0	0.0	14:00	0.0	0.0	-
14:01	0.0	0.0	14:01	0.0	0.0	-
14:02	0.0	0.0	14:02	0.0	0.0	-
14:03	0.0	0.0	14:03	0.0	0.0	-
14:04	0.0	0.0	14:04	0.0	0.0	-
14:05	0.0	0.0	14:05	0.0	0.0	-
14:06	0.0	0.0	14:06	0.0	0.0	-
14:07	0.0	0.0	14:07	0.0	0.0	-
14:08	0.0	0.0	14:08	0.0	0.0	-
14:09	0.0	0.0	14:09	0.0	0.0	-
14:10	0.0	0.0	14:10	0.0	0.0	-
14:11	0.0	0.0	14:11	0.0	0.0	-
14:12	0.0	0.0	14:12	0.0	0.0	-
14:13	0.0	0.0	14:13	0.0	0.0	-
14:14	0.0	0.0	14:14	0.0	0.0	-
14:15	0.0	0.0	14:15	0.0	0.0	-
14:16	0.0	0.0	14:16	0.0	0.0	-
14:17	0.0	0.0	14:17	0.0	0.0	-
14:18	0.0	0.0	14:18	0.0	0.0	-
14:19	0.0	0.0	14:19	0.0	0.0	-
14:20	0.0	0.0	14:20	0.0	0.0	-
14:21	0.0	0.0	14:21	0.0	0.0	-
14:22	0.0	0.0	14:22	0.0	0.0	-
14:23	0.0	0.0	14:23	0.0	0.0	-
14:24	0.0	0.0	14:24	0.0	0.0	-
14:25	0.0	0.0	14:25	0.0	0.0	-
14:26	0.0	0.0	14:26	0.0	0.0	-
14:27	0.0	0.0	14:27	0.0	0.0	-
14:28	0.0	0.0	14:28	0.0	0.0	-
14:29	0.0	0.0	14:29	0.0	0.0	-
14:30	0.0	0.0	14:30	0.0	0.0	-
14:31	0.0	0.0	14:31	0.0	0.0	-

Grand Union Bowling Alley Site
BCP #360222
150 Westchester Avenue, Port Chester
January 6, 2025

PID DATA						
Upwind			Downwind			
Time	Concentration (ppm)	15-Min Avg Concentration (ppm)	Time	Concentration (ppm)	15-Min Avg Concentration (ppm)	Exceeds VOC Alarm Limit
14:32	0.0	0.0	14:32	0.0	0.0	-
14:33	0.0	0.0	14:33	0.0	0.0	-
14:34	0.0	0.0	14:34	0.0	0.0	-
14:35	0.0	0.0	14:35	0.0	0.0	-
14:36	0.0	0.0	14:36	0.0	0.0	-
14:37	0.0	0.0	14:37	0.0	0.0	-
14:38	0.0	0.0	14:38	0.0	0.0	-
14:39	0.0	0.0	14:39	0.0	0.0	-
14:40	0.0	0.0	14:40	0.0	0.0	-
14:41	0.0	0.0	14:41	0.0	0.0	-
14:42	0.0	0.0	14:42	0.0	0.0	-
14:43	0.0	0.0	14:43	0.0	0.0	-
14:44	0.0	0.0	14:44	0.0	0.0	-
14:45	0.0	0.0	14:45	0.0	0.0	-
14:46	0.0	0.0	14:46	0.0	0.0	-
14:47	0.0	0.0	14:47	0.0	0.0	-
14:48	0.0	0.0	14:48	0.0	0.0	-
14:49	0.0	0.0	14:49	0.0	0.0	-
14:50	0.0	0.0	14:50	0.0	0.0	-
14:51	0.0	0.0	14:51	0.0	0.0	-
14:52	0.0	0.0	14:52	0.0	0.0	-
14:53	0.0	0.0	14:53	0.0	0.0	-
14:54	0.0	0.0	14:54	0.0	0.0	-
14:55	0.0	0.0	14:55	0.0	0.0	-
14:56	0.0	0.0	14:56	0.0	0.0	-
14:57	0.0	0.0	14:57	0.0	0.0	-
14:58	0.0	0.0	14:58	0.0	0.0	-
14:59	0.0	0.0	14:59	0.0	0.0	-
15:00	0.0	0.0	15:00	0.0	0.0	-
15:01	0.0	0.0	15:01	0.0	0.0	-
15:02	0.0	0.0	15:02	0.0	0.0	-
15:03	0.0	0.0	15:03	0.0	0.0	-
15:04	0.0	0.0	15:04	0.0	0.0	-
15:05	0.0	0.0	15:05	0.0	0.0	-
15:06	0.0	0.0	15:06	0.0	0.0	-
15:07	0.0	0.0	15:07	0.0	0.0	-
15:08	0.0	0.0	15:08	0.0	0.0	-
15:09	0.0	0.0	15:09	0.0	0.0	-
15:10	0.0	0.0	15:10	0.0	0.0	-
15:11	0.0	0.0	15:11	0.0	0.0	-
15:12	0.0	0.0	15:12	0.0	0.0	-
15:13	0.0	0.0	15:13	0.0	0.0	-
15:14	0.0	0.0	15:14	0.0	0.0	-
15:15	0.0	0.0	15:15	0.0	0.0	-
15:16	0.0	0.0	15:16	0.0	0.0	-
15:17	0.0	0.0	15:17	0.0	0.0	-
15:18	0.0	0.0	15:18	0.0	0.0	-
15:19	0.0	0.0	15:19	0.0	0.0	-

Grand Union Bowling Alley Site
BCP #360222
150 Westchester Avenue, Port Chester
January 6, 2025

PID DATA						
Upwind			Downwind			Exceeds VOC Alarm Limit
Time	Concentration (ppm)	15-Min Avg Concentration (ppm)	Time	Concentration (ppm)	15-Min Avg Concentration (ppm)	
15:20	0.0	0.0	15:20	0.0	0.0	-
15:21	0.0	0.0	15:21	0.0	0.0	-
15:22	0.0	0.0	15:22	0.0	0.0	-
15:23	0.0	0.0	15:23	0.0	0.0	-
15:24	0.0	0.0	15:24	0.0	0.0	-
15:25	0.0	0.0	15:25	0.0	0.0	-
15:26	0.0	0.0	15:26	0.0	0.0	-
15:27	0.0	0.0	15:27	0.0	0.0	-
15:28	0.0	0.0	15:28	0.0	0.0	-
15:29	0.0	0.0	15:29	0.0	0.0	-
15:30	0.0	0.0	15:30	0.0	0.0	-

SESI CONSULTING ENGINEERS

959 US-46 Floor 3, Suite 300 - Parsippany-Troy Hills, NJ

DAILY AIR MONITORING REPORT
150 Westchester Avenue
Port Chester, New York

01/07/2025

Rev. No. 0 | Page 1 of 2

Project Number: 11895A

Dust Action Level: 150 µg/m^3

VOC Action Level: 5 ppm

Weather Data Range for Work Day		Wind Direction	NW	Relative Humidity (%)	44.0 - 61.0	Daily Rain Total (in)	0.00	Readings in the summary table and graphs below are the reported downwind concentrations.
Temperature (°F)	24.0 - 32.0	Wind Speed (MPH)	9.1 - 16.7	Barometer (inHg)	29.70 - 29.80	Avg. Dew Point Temp (°F)	13.2	

Station Location	Daily Avg. Dust Concentration (µg/m^3)	Max 15-Min Dust Concentration (µg/m^3)	Time of Max Dust Reading	Daily Avg. VOC Concentration (ppm)	Max 15-Min VOC Concentration (ppm)	Time of Max VOC Reading
Upwind	18.9	48.3	11:11	0.0	0.0	9:33
Downwind	35.5	52.7	12:33	0.0	0.0	9:32

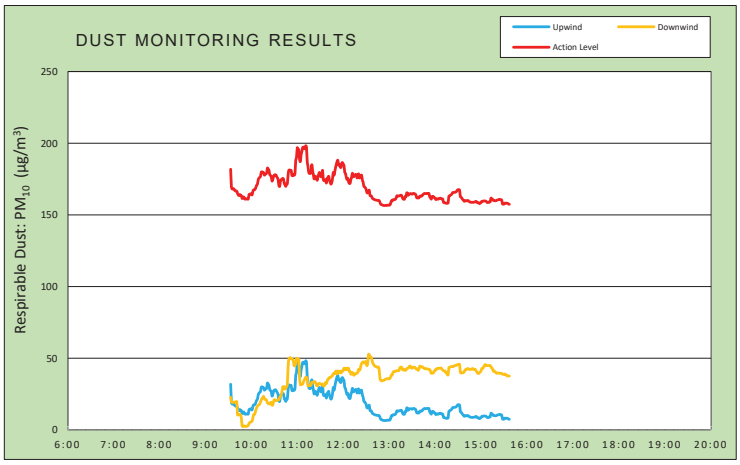

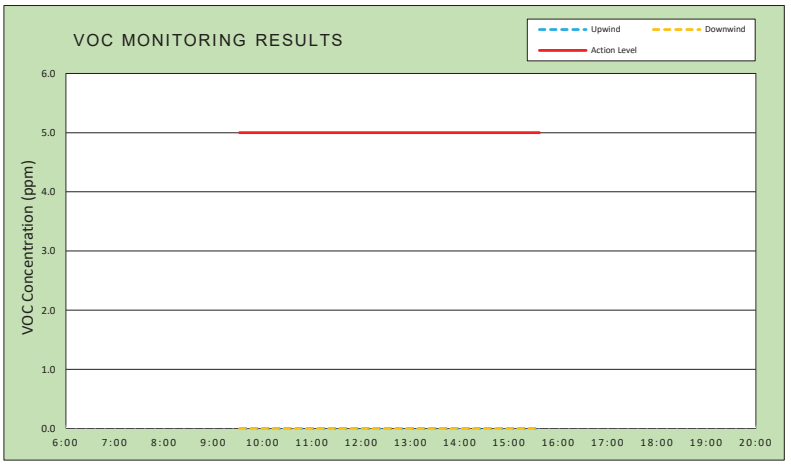

Air Monitoring Notes:

Weather Notes:

EMILCOTT
A Triumvirate Environmental Company

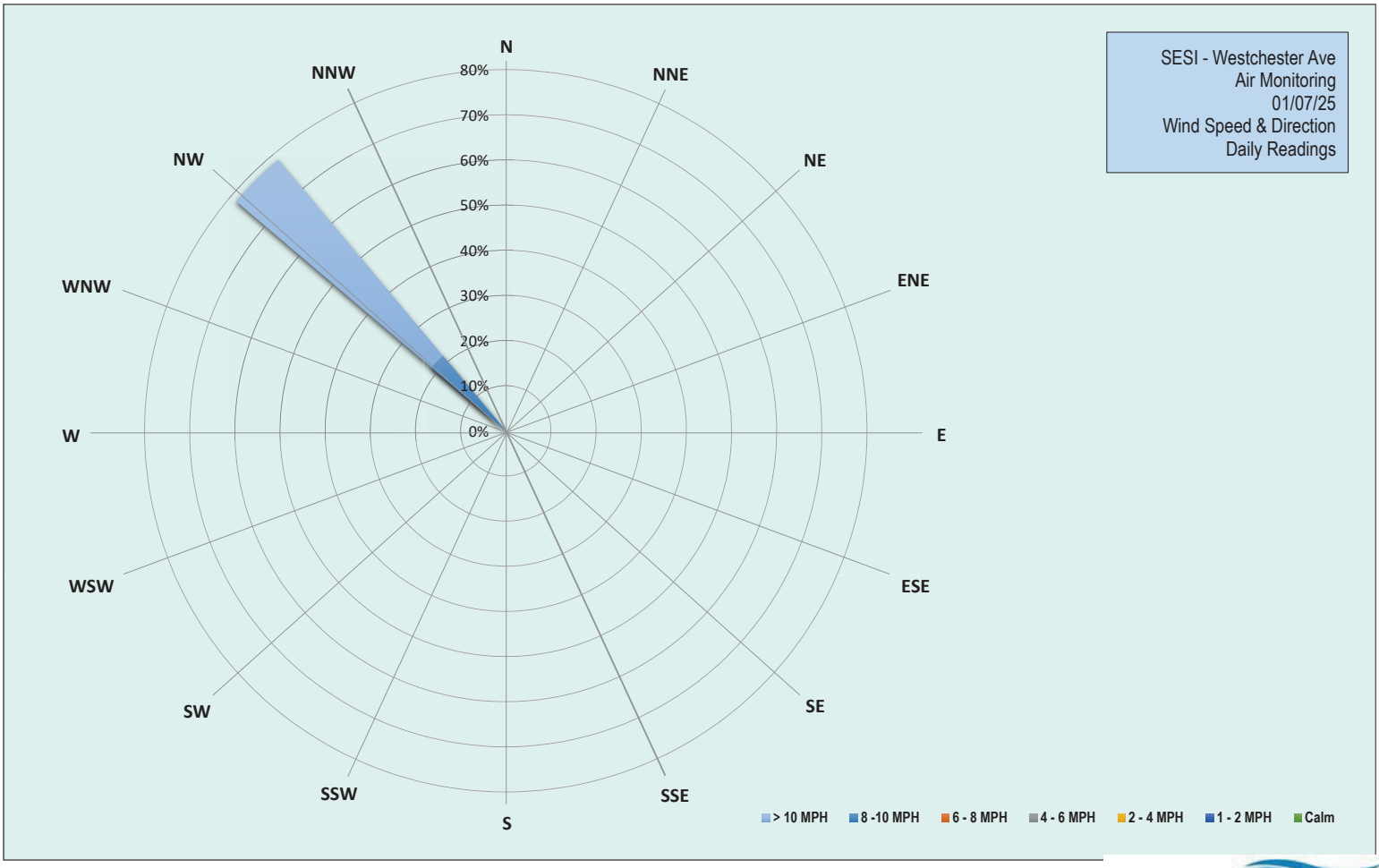

EMILCOTT
A Triumvirate Environmental Company

Grand Union Bowling Alley Site
BCP #360222
150 Westchester Avenue, Port Chester
January 7, 2025

Tuesday, January 7, 2025

Number of Instances Where Downwind Particulates Exceeds Upwind Particulate + 150 =	**0**
Number of Comparable Data Points =	**365**
Start Time:	**9:18**
End Time:	**15:37**

PARTICULATE DATA

Upwind			Downwind			
Time	**Concentration (ug/m^3)**	**15-Min Avg Concentration (ug/m^3)**	**Time**	**Concentration (ug/m^3)**	**15-Min Avg Concentration (ug/m^3)**	**Exceeds Particulate Alarm Limit**
9:18	36.0	-	9:18	-0.5	-	-
9:19	196.5	-	9:19	58.5	-	-
9:20	26.8	-	9:20	10.0	-	-
9:21	23.8	-	9:21	1.5	-	-
9:22	15.3	-	9:22	7.3	-	-
9:23	20.5	-	9:23	-2.5	-	-
9:24	18.3	-	9:24	0.0	-	-
9:25	10.5	-	9:25	-1.8	-	-
9:26	10.0	-	9:26	-2.3	-	-
9:27	32.5	-	9:27	140.0	-	-
9:28	22.5	-	9:28	0.5	-	-
9:29	12.0	-	9:29	-0.5	-	-
9:30	13.3	-	9:30	0.5	-	-
9:31	28.0	-	9:31	9.3	-	-
9:32	9.8	-	9:32	35.5	-	-
9:33	38.3	31.9	9:33	85.8	22.8	-
9:34	9.5	19.4	9:34	12.5	19.7	-
9:35	7.0	18.1	9:35	2.5	19.2	-
9:36	25.8	18.2	9:36	1.0	19.2	-
9:37	16.8	18.3	9:37	7.8	19.2	-
9:38	7.5	17.4	9:38	1.8	19.5	-
9:39	8.3	16.8	9:39	0.3	19.5	-
9:40	9.0	16.7	9:40	0.0	19.6	-
9:41	9.5	16.6	9:41	0.0	19.8	-
9:42	7.3	15.0	9:42	0.0	10.5	-
9:43	6.8	13.9	9:43	0.0	10.4	-
9:44	6.5	13.5	9:44	6.5	10.9	-
9:45	23.8	14.2	9:45	0.5	10.9	-
9:46	18.3	13.6	9:46	3.3	10.5	-
9:47	7.3	13.4	9:47	0.5	8.2	-
9:48	8.3	11.4	9:48	2.5	2.6	-
9:49	18.5	12.0	9:49	10.5	2.5	-
9:50	16.0	12.6	9:50	6.0	2.7	-
9:51	9.3	11.5	9:51	3.3	2.9	-
9:52	8.0	10.9	9:52	1.8	2.5	-
9:53	11.0	11.2	9:53	1.8	2.5	-
9:54	8.0	11.2	9:54	1.3	2.5	-
9:55	7.3	11.0	9:55	5.8	2.9	-
9:56	9.8	11.1	9:56	3.5	3.1	-
9:57	54.8	14.2	9:57	21.0	4.5	-
9:58	11.0	14.5	9:58	10.8	5.3	-
9:59	10.0	14.7	9:59	8.8	5.4	-

Grand Union Bowling Alley Site
BCP #360222
150 Westchester Avenue, Port Chester
January 7, 2025

PARTICULATE DATA						
Upwind			Downwind			Exceeds Particulate Alarm Limit
Time	Concentration (ug/m^3)	15-Min Avg Concentration (ug/m^3)	Time	Concentration (ug/m^3)	15-Min Avg Concentration (ug/m^3)	
10:00	19.5	14.5	10:00	7.0	5.8	-
10:01	11.3	14.0	10:01	7.5	6.1	-
10:02	41.5	16.3	10:02	33.5	8.3	-
10:03	27.5	17.6	10:03	38.5	10.7	-
10:04	18.0	17.5	10:04	11.3	10.8	-
10:05	23.3	18.0	10:05	22.8	11.9	-
10:06	29.0	19.3	10:06	38.3	14.2	-
10:07	30.0	20.8	10:07	21.3	15.5	-
10:08	22.8	21.6	10:08	18.8	16.7	-
10:09	51.8	24.5	10:09	10.0	17.2	-
10:10	25.5	25.7	10:10	10.3	17.5	-
10:11	17.3	26.2	10:11	12.5	18.1	-
10:12	65.0	26.9	10:12	43.0	19.6	-
10:13	56.0	29.9	10:13	28.5	20.8	-
10:14	13.0	30.1	10:14	28.5	22.1	-
10:15	11.8	29.6	10:15	10.3	22.3	-
10:16	10.5	29.5	10:16	25.3	23.5	-
10:17	15.0	27.8	10:17	10.8	22.0	-
10:18	35.0	28.3	10:18	26.5	21.2	-
10:19	23.8	28.6	10:19	12.0	21.2	-
10:20	30.8	29.1	10:20	13.3	20.6	-
10:21	82.3	32.7	10:21	13.5	19.0	-
10:22	20.0	32.0	10:22	13.5	18.4	-
10:23	10.3	31.2	10:23	14.3	18.1	-
10:24	8.5	28.3	10:24	12.3	18.3	-
10:25	12.8	27.5	10:25	20.0	18.9	-
10:26	10.5	27.0	10:26	17.3	19.3	-
10:27	15.3	23.7	10:27	13.8	17.3	-
10:28	71.0	24.7	10:28	30.3	17.4	-
10:29	43.3	26.7	10:29	61.0	19.6	-
10:30	28.8	27.8	10:30	34.5	21.2	-
10:31	11.3	27.9	10:31	15.3	20.5	-
10:32	16.3	28.0	10:32	15.8	20.9	-
10:33	19.0	26.9	10:33	21.0	20.5	-
10:34	8.5	25.9	10:34	15.3	20.7	-
10:35	11.5	24.6	10:35	15.0	20.8	-
10:36	18.8	20.4	10:36	18.0	21.1	-
10:37	12.5	19.9	10:37	35.8	22.6	-
10:38	65.0	23.5	10:38	25.5	23.4	-
10:39	23.8	24.5	10:39	27.3	24.4	-
10:40	19.8	25.0	10:40	53.3	26.6	-
10:41	17.8	25.5	10:41	67.3	29.9	-
10:42	9.3	25.1	10:42	19.5	30.3	-
10:43	24.8	22.0	10:43	26.8	30.1	-
10:44	29.5	21.1	10:44	37.8	28.5	-
10:45	11.0	19.9	10:45	44.3	29.2	-
10:46	40.5	21.9	10:46	30.5	30.2	-
10:47	13.3	21.7	10:47	31.8	31.3	-
10:48	111.3	27.8	10:48	211.3	43.9	-

Grand Union Bowling Alley Site
BCP #360222
150 Westchester Avenue, Port Chester
January 7, 2025

PARTICULATE DATA						
Upwind			Downwind			Exceeds Particulate Alarm Limit
Time	Concentration (ug/m^3)	15-Min Avg Concentration (ug/m^3)	Time	Concentration (ug/m^3)	15-Min Avg Concentration (ug/m^3)	
10:49	59.0	31.2	10:49	98.8	49.5	-
10:50	14.3	31.4	10:50	25.3	50.2	-
10:51	12.8	31.0	10:51	22.5	50.5	-
10:52	15.3	31.1	10:52	25.0	49.8	-
10:53	11.8	27.6	10:53	21.8	49.5	-
10:54	20.0	27.3	10:54	23.3	49.3	-
10:55	32.5	28.2	10:55	29.5	47.7	-
10:56	9.3	27.6	10:56	23.5	44.8	-
10:57	28.3	28.9	10:57	27.3	45.3	-
10:58	164.5	38.2	10:58	39.3	46.1	-
10:59	56.0	40.0	10:59	95.8	50.0	-
11:00	113.8	46.8	11:00	31.5	49.1	-
11:01	24.0	45.7	11:01	37.3	49.6	-
11:02	10.0	45.5	11:02	26.5	49.2	-
11:03	11.3	38.8	11:03	21.0	36.5	-
11:04	34.0	37.2	11:04	24.8	31.6	-
11:05	86.0	42.0	11:05	25.5	31.6	-
11:06	46.0	44.2	11:06	24.5	31.8	-
11:07	58.0	47.0	11:07	29.0	32.0	-
11:08	15.8	47.3	11:08	42.5	33.4	-
11:09	14.3	46.9	11:09	40.8	34.6	-
11:10	20.0	46.1	11:10	46.5	35.7	-
11:11	42.8	48.3	11:11	39.8	36.8	-
11:12	15.3	47.4	11:12	25.8	36.7	-
11:13	9.3	37.1	11:13	21.5	35.5	-
11:14	7.8	33.9	11:14	23.8	30.7	-
11:15	50.8	29.7	11:15	36.0	31.0	-
11:16	12.8	28.9	11:16	35.0	30.9	-
11:17	9.3	28.9	11:17	28.8	31.0	-
11:18	26.3	29.9	11:18	25.5	31.3	-
11:19	111.8	35.1	11:19	55.5	33.4	-
11:20	21.3	30.7	11:20	25.8	33.4	-
11:21	9.3	28.3	11:21	24.0	33.3	-
11:22	10.0	25.1	11:22	32.0	33.5	-
11:23	43.5	26.9	11:23	46.3	33.8	-
11:24	9.5	26.6	11:24	26.5	32.8	-
11:25	7.5	25.8	11:25	24.8	31.4	-
11:26	17.8	24.1	11:26	29.3	30.7	-
11:27	56.3	26.9	11:27	36.3	31.4	-
11:28	30.0	28.2	11:28	36.0	32.4	-
11:29	29.3	29.7	11:29	25.5	32.5	-
11:30	11.8	27.1	11:30	32.8	32.3	-
11:31	6.5	26.7	11:31	28.0	31.8	-
11:32	10.0	26.7	11:32	29.5	31.8	-
11:33	93.5	31.2	11:33	28.3	32.0	-
11:34	12.0	24.5	11:34	36.5	30.8	-
11:35	12.5	24.0	11:35	25.0	30.7	-
11:36	8.8	23.9	11:36	33.0	31.3	-
11:37	18.8	24.5	11:37	61.0	33.2	-

Grand Union Bowling Alley Site
BCP #360222
150 Westchester Avenue, Port Chester
January 7, 2025

PARTICULATE DATA						
Upwind			Downwind			Exceeds Particulate Alarm Limit
Time	Concentration (ug/m^3)	15-Min Avg Concentration (ug/m^3)	Time	Concentration (ug/m^3)	15-Min Avg Concentration (ug/m^3)	
11:38	9.0	22.2	11:38	32.0	32.3	-
11:39	58.5	25.5	11:39	52.0	34.0	-
11:40	13.0	25.8	11:40	45.8	35.4	-
11:41	35.5	27.0	11:41	32.5	35.6	-
11:42	14.5	24.2	11:42	51.0	36.6	-
11:43	7.8	22.8	11:43	33.8	36.4	-
11:44	9.8	21.5	11:44	35.0	37.1	-
11:45	27.8	22.5	11:45	37.3	37.4	-
11:46	46.3	25.2	11:46	36.8	38.0	-
11:47	77.5	29.7	11:47	48.5	39.2	-
11:48	63.5	27.7	11:48	30.0	39.3	-
11:49	49.8	30.2	11:49	35.0	39.2	-
11:50	55.5	33.1	11:50	48.5	40.8	-
11:51	41.0	35.2	11:51	35.0	40.9	-
11:52	48.3	37.2	11:52	32.0	39.0	-
11:53	22.8	38.1	11:53	64.5	41.2	-
11:54	10.5	34.9	11:54	32.3	39.9	-
11:55	17.3	35.2	11:55	61.0	40.9	-
11:56	11.8	33.6	11:56	32.8	40.9	-
11:57	7.3	33.1	11:57	33.3	39.7	-
11:58	50.8	36.0	11:58	48.3	40.7	-
11:59	18.5	36.6	11:59	45.8	41.4	-
12:00	10.8	35.4	12:00	35.3	41.3	-
12:01	31.5	34.4	12:01	65.3	43.2	-
12:02	9.0	29.9	12:02	32.5	42.1	-
12:03	47.5	28.8	12:03	32.5	42.3	-
12:04	12.5	26.3	12:04	47.3	43.1	-
12:05	31.5	24.7	12:05	31.5	41.9	-
12:06	53.5	25.6	12:06	45.8	42.7	-
12:07	11.3	23.1	12:07	37.8	43.0	-
12:08	6.8	22.0	12:08	31.5	40.8	-
12:09	10.3	22.0	12:09	30.5	40.7	-
12:10	59.0	24.8	12:10	34.0	38.9	-
12:11	33.3	26.2	12:11	35.8	39.1	-
12:12	50.8	29.1	12:12	48.5	40.1	-
12:13	14.5	26.7	12:13	33.0	39.1	-
12:14	19.3	26.8	12:14	30.5	38.1	-
12:15	23.8	27.6	12:15	52.5	39.3	-
12:16	39.8	28.2	12:16	62.8	39.1	-
12:17	9.3	28.2	12:17	35.3	39.3	-
12:18	12.8	25.9	12:18	37.3	39.6	-
12:19	18.5	26.3	12:19	55.5	40.1	-
12:20	68.3	28.7	12:20	63.3	42.3	-
12:21	10.5	25.9	12:21	38.0	41.7	-
12:22	16.0	26.2	12:22	42.8	42.1	-
12:23	26.5	27.5	12:23	70.0	44.6	-
12:24	13.8	27.7	12:24	55.8	46.3	-
12:25	9.5	24.4	12:25	43.3	46.9	-
12:26	10.0	22.9	12:26	45.0	47.6	-

Grand Union Bowling Alley Site
BCP #360222
150 Westchester Avenue, Port Chester
January 7, 2025

PARTICULATE DATA						
Upwind			Downwind			Exceeds Particulate Alarm Limit
Time	Concentration (ug/m^3)	15-Min Avg Concentration (ug/m^3)	Time	Concentration (ug/m^3)	15-Min Avg Concentration (ug/m^3)	
12:27	7.0	20.0	12:27	35.8	46.7	-
12:28	8.3	19.5	12:28	37.0	47.0	-
12:29	8.5	18.8	12:29	42.5	47.8	-
12:30	6.5	17.7	12:30	36.8	46.7	-
12:31	7.5	15.5	12:31	33.8	44.8	-
12:32	7.3	15.4	12:32	64.5	46.7	-
12:33	25.0	16.2	12:33	127.3	52.7	-
12:34	33.8	17.2	12:34	53.8	52.6	-
12:35	13.0	13.5	12:35	40.8	51.1	-
12:36	6.8	13.3	12:36	33.8	50.8	-
12:37	12.5	13.1	12:37	34.8	50.3	-
12:38	6.8	11.7	12:38	33.0	47.8	-
12:39	6.3	11.2	12:39	32.3	46.3	-
12:40	5.3	11.0	12:40	31.5	45.5	-
12:41	5.8	10.7	12:41	31.8	44.6	-
12:42	4.8	10.5	12:42	33.3	44.4	-
12:43	5.0	10.3	12:43	32.5	44.1	-
12:44	7.3	10.2	12:44	38.5	43.9	-
12:45	5.0	10.1	12:45	36.8	43.9	-
12:46	6.8	10.1	12:46	35.0	44.0	-
12:47	6.3	10.0	12:47	34.8	42.0	-
12:48	5.5	8.7	12:48	35.8	35.9	-
12:49	15.8	7.5	12:49	36.3	34.7	-
12:50	7.8	7.2	12:50	34.0	34.3	-
12:51	4.8	7.0	12:51	34.8	34.3	-
12:52	7.5	6.7	12:52	38.0	34.5	-
12:53	5.8	6.6	12:53	34.8	34.7	-
12:54	5.5	6.6	12:54	35.5	34.9	-
12:55	6.0	6.6	12:55	37.5	35.3	-
12:56	5.3	6.6	12:56	35.8	35.5	-
12:57	7.5	6.8	12:57	35.3	35.7	-
12:58	5.0	6.8	12:58	35.3	35.9	-
12:59	7.0	6.8	12:59	34.5	35.6	-
13:00	8.0	7.0	13:00	38.5	35.7	-
13:01	6.0	6.9	13:01	37.8	35.9	-
13:02	25.3	8.2	13:02	53.5	37.1	-
13:03	31.5	9.9	13:03	54.0	38.4	-
13:04	12.8	9.7	13:04	36.8	38.4	-
13:05	20.5	10.6	13:05	58.8	40.0	-
13:06	6.8	10.7	13:06	46.3	40.8	-
13:07	7.0	10.7	13:07	35.3	40.6	-
13:08	9.3	10.9	13:08	38.0	40.8	-
13:09	17.8	11.7	13:09	42.3	41.3	-
13:10	29.8	13.3	13:10	37.8	41.3	-
13:11	5.5	13.3	13:11	35.8	41.3	-
13:12	4.8	13.1	13:12	36.0	41.4	-
13:13	7.5	13.3	13:13	37.8	41.5	-
13:14	10.8	13.5	13:14	63.8	43.5	-
13:15	9.0	13.6	13:15	39.8	43.6	-

Grand Union Bowling Alley Site
BCP #360222
150 Westchester Avenue, Port Chester
January 7, 2025

PARTICULATE DATA						
Upwind			Downwind			Exceeds Particulate Alarm Limit
Time	Concentration (ug/m^3)	15-Min Avg Concentration (ug/m^3)	Time	Concentration (ug/m^3)	15-Min Avg Concentration (ug/m^3)	
13:16	8.5	13.8	13:16	43.5	43.9	-
13:17	6.0	12.5	13:17	36.5	42.8	-
13:18	12.3	11.2	13:18	38.5	41.8	-
13:19	9.5	11.0	13:19	46.8	42.4	-
13:20	19.5	10.9	13:20	48.8	41.8	-
13:21	36.0	12.9	13:21	43.3	41.6	-
13:22	6.0	12.8	13:22	38.3	41.8	-
13:23	47.8	15.4	13:23	53.0	42.8	-
13:24	15.3	15.2	13:24	45.8	43.0	-
13:25	7.8	13.7	13:25	40.5	43.2	-
13:26	17.0	14.5	13:26	49.3	44.1	-
13:27	8.0	14.7	13:27	42.0	44.5	-
13:28	10.0	14.9	13:28	37.3	44.5	-
13:29	7.3	14.7	13:29	43.5	43.1	-
13:30	6.3	14.5	13:30	42.0	43.3	-
13:31	13.3	14.8	13:31	47.3	43.5	-
13:32	10.3	15.1	13:32	40.3	43.8	-
13:33	6.8	14.7	13:33	41.0	43.9	-
13:34	7.8	14.6	13:34	37.8	43.3	-
13:35	7.8	13.8	13:35	40.3	42.8	-
13:36	7.5	11.9	13:36	37.8	42.4	-
13:37	6.8	12.0	13:37	39.8	42.5	-
13:38	46.3	11.9	13:38	39.0	41.6	-
13:39	16.3	11.9	13:39	64.3	42.8	-
13:40	25.5	13.1	13:40	67.3	44.6	-
13:41	15.0	13.0	13:41	42.5	44.1	-
13:42	13.0	13.3	13:42	39.3	43.9	-
13:43	9.3	13.3	13:43	40.3	44.1	-
13:44	21.0	14.2	13:44	37.0	43.7	-
13:45	11.0	14.5	13:45	36.0	43.3	-
13:46	21.3	15.0	13:46	39.8	42.8	-
13:47	7.8	14.9	13:47	42.5	43.0	-
13:48	6.5	14.8	13:48	35.5	42.6	-
13:49	10.3	15.0	13:49	39.0	42.7	-
13:50	7.0	15.0	13:50	37.8	42.5	-
13:51	9.0	15.1	13:51	37.5	42.5	-
13:52	5.3	15.0	13:52	35.0	42.2	-
13:53	11.0	12.6	13:53	37.5	42.1	-
13:54	8.8	12.1	13:54	48.0	41.0	-
13:55	8.8	11.0	13:55	45.5	39.5	-
13:56	44.0	12.9	13:56	44.0	39.6	-
13:57	10.3	12.7	13:57	38.8	39.6	-
13:58	10.0	12.8	13:58	45.0	39.9	-
13:59	8.5	12.0	13:59	56.3	41.2	-
14:00	7.3	11.7	14:00	36.8	41.3	-
14:01	6.3	10.7	14:01	57.8	42.5	-
14:02	14.0	11.1	14:02	40.8	42.3	-
14:03	8.0	11.2	14:03	44.5	42.9	-
14:04	6.3	11.0	14:04	38.0	42.9	-

Grand Union Bowling Alley Site
BCP #360222
150 Westchester Avenue, Port Chester
January 7, 2025

PARTICULATE DATA						
Upwind			Downwind			Exceeds Particulate Alarm Limit
Time	Concentration (ug/m^3)	15-Min Avg Concentration (ug/m^3)	Time	Concentration (ug/m^3)	15-Min Avg Concentration (ug/m^3)	
14:05	12.3	11.3	14:05	40.3	43.0	-
14:06	13.5	11.6	14:06	37.3	43.0	-
14:07	6.8	11.7	14:07	38.8	43.3	-
14:08	5.0	11.3	14:08	34.8	43.1	-
14:09	5.8	11.1	14:09	37.5	42.4	-
14:10	9.3	11.1	14:10	37.0	41.8	-
14:11	8.5	8.8	14:11	36.8	41.3	-
14:12	6.8	8.5	14:12	37.0	41.2	-
14:13	8.3	8.4	14:13	43.5	41.1	-
14:14	5.8	8.2	14:14	38.8	40.0	-
14:15	5.0	8.1	14:15	37.8	40.0	-
14:16	9.8	8.3	14:16	35.5	38.5	-
14:17	13.5	8.3	14:17	38.3	38.4	-
14:18	77.3	12.9	14:18	120.5	43.4	-
14:19	13.0	13.4	14:19	43.5	43.8	-
14:20	18.5	13.8	14:20	42.0	43.9	-
14:21	17.8	14.1	14:21	41.3	44.2	-
14:22	17.0	14.7	14:22	38.8	44.2	-
14:23	18.0	15.6	14:23	37.5	44.4	-
14:24	6.5	15.7	14:24	35.0	44.2	-
14:25	10.3	15.7	14:25	44.5	44.7	-
14:26	11.0	15.9	14:26	40.5	45.0	-
14:27	7.8	16.0	14:27	39.3	45.1	-
14:28	15.5	16.4	14:28	42.5	45.0	-
14:29	17.5	17.2	14:29	46.8	45.6	-
14:30	10.5	17.6	14:30	38.5	45.6	-
14:31	10.5	17.6	14:31	38.8	45.8	-
14:32	9.3	17.4	14:32	37.5	45.8	-
14:33	8.8	12.8	14:33	37.0	40.2	-
14:34	6.8	12.4	14:34	35.5	39.7	-
14:35	7.8	11.7	14:35	43.8	39.8	-
14:36	5.0	10.8	14:36	42.8	39.9	-
14:37	8.8	10.3	14:37	40.0	40.0	-
14:38	7.8	9.6	14:38	45.5	40.5	-
14:39	7.8	9.7	14:39	54.0	41.8	-
14:40	16.8	10.1	14:40	46.3	41.9	-
14:41	7.8	9.9	14:41	50.3	42.6	-
14:42	7.5	9.9	14:42	37.5	42.4	-
14:43	19.3	10.1	14:43	48.8	42.9	-
14:44	8.3	9.5	14:44	40.3	42.4	-
14:45	6.5	9.2	14:45	36.8	42.3	-
14:46	5.8	8.9	14:46	36.0	42.1	-
14:47	8.5	8.9	14:47	42.0	42.4	-
14:48	7.5	8.8	14:48	38.8	42.5	-
14:49	7.8	8.8	14:49	40.8	42.9	-
14:50	6.8	8.8	14:50	35.0	42.3	-
14:51	7.3	8.9	14:51	39.8	42.1	-
14:52	10.0	9.0	14:52	43.3	42.3	-
14:53	13.8	9.4	14:53	39.5	41.9	-

Grand Union Bowling Alley Site
BCP #360222
150 Westchester Avenue, Port Chester
January 7, 2025

PARTICULATE DATA						
Upwind			Downwind			Exceeds Particulate Alarm Limit
Time	Concentration (ug/m^3)	15-Min Avg Concentration (ug/m^3)	Time	Concentration (ug/m^3)	15-Min Avg Concentration (ug/m^3)	
14:54	6.8	9.3	14:54	36.0	40.7	-
14:55	6.0	8.6	14:55	38.3	40.2	-
14:56	5.8	8.5	14:56	38.8	39.4	-
14:57	7.8	8.5	14:57	37.8	39.4	-
14:58	9.5	7.9	14:58	57.3	40.0	-
14:59	15.8	8.4	14:59	48.8	40.6	-
15:00	10.3	8.6	15:00	44.5	41.1	-
15:01	19.8	9.5	15:01	62.3	42.8	-
15:02	8.0	9.5	15:02	41.3	42.8	-
15:03	8.8	9.6	15:03	50.3	43.6	-
15:04	10.8	9.8	15:04	54.5	44.5	-
15:05	6.3	9.8	15:05	49.8	45.5	-
15:06	5.3	9.6	15:06	41.0	45.5	-
15:07	5.5	9.3	15:07	35.0	45.0	-
15:08	4.8	8.7	15:08	38.0	44.9	-
15:09	5.8	8.7	15:09	36.3	44.9	-
15:10	8.0	8.8	15:10	39.0	45.0	-
15:11	12.3	9.2	15:11	38.3	44.9	-
15:12	6.3	9.1	15:12	37.5	44.9	-
15:13	48.3	11.7	15:13	43.8	44.0	-
15:14	8.5	11.2	15:14	36.0	43.2	-
15:15	6.5	11.0	15:15	38.5	42.8	-
15:16	6.3	10.1	15:16	36.0	41.0	-
15:17	9.3	10.2	15:17	45.0	41.3	-
15:18	5.5	9.9	15:18	43.0	40.8	-
15:19	10.0	9.9	15:19	48.5	40.4	-
15:20	8.0	10.0	15:20	38.0	39.6	-
15:21	10.5	10.4	15:21	41.8	39.6	-
15:22	7.5	10.5	15:22	36.3	39.7	-
15:23	7.0	10.6	15:23	36.0	39.6	-
15:24	9.3	10.9	15:24	37.3	39.7	-
15:25	6.0	10.7	15:25	36.8	39.5	-
15:26	9.3	10.5	15:26	37.5	39.5	-
15:27	5.5	10.5	15:27	36.3	39.4	-
15:28	6.3	7.7	15:28	36.3	38.9	-
15:29	6.0	7.5	15:29	37.3	39.0	-
15:30	6.8	7.5	15:30	34.5	38.7	-
15:31	16.8	8.2	15:31	41.8	39.1	-
15:32	8.5	8.2	15:32	37.8	38.6	-
15:33	4.5	8.1	15:33	38.0	38.3	-
15:34	11.0	8.2	15:34	41.3	37.8	-
15:35	5.3	8.0	15:35	39.8	37.9	-
15:36	4.3	7.6	15:36	37.0	37.6	-
15:37	5.3	7.4	15:37	37.3	37.6	-

Grand Union Bowling Alley Site
BCP #360222
150 Westchester Avenue, Port Chester
January 7, 2025

Tuesday, January 7, 2025	
Number of Instances Where Downwind VOCs Exceeds Upwind VOCs + 5 =	0
Number of Comparable Data Points =	365
Start Time:	9:17
End Time:	15:37

PID DATA

Upwind			Downwind			
Time	Concentration (ppm)	15-Min Avg Concentration (ppm)	Time	Concentration (ppm)	15-Min Avg Concentration (ppm)	Exceeds VOC Alarm Limit
9:17	-	-	9:17	0.0	-	-
9:18	0.0	-	9:18	0.0	-	-
9:19	0.0	-	9:19	0.0	-	-
9:20	0.0	-	9:20	0.0	-	-
9:21	0.0	-	9:21	0.0	-	-
9:22	0.0	-	9:22	0.0	-	-
9:23	0.0	-	9:23	0.0	-	-
9:24	0.0	-	9:24	0.0	-	-
9:25	0.0	-	9:25	0.0	-	-
9:26	0.0	-	9:26	0.0	-	-
9:27	0.0	-	9:27	0.0	-	-
9:28	0.0	-	9:28	0.0	-	-
9:29	0.0	-	9:29	0.0	-	-
9:30	0.0	-	9:30	0.0	-	-
9:31	0.0	-	9:31	0.0	-	-
9:32	0.0	-	9:32	0.0	0.0	-
9:33	0.0	0.0	9:33	0.0	0.0	-
9:34	0.0	0.0	9:34	0.0	0.0	-
9:35	0.0	0.0	9:35	0.0	0.0	-
9:36	0.0	0.0	9:36	0.0	0.0	-
9:37	0.0	0.0	9:37	0.0	0.0	-
9:38	0.0	0.0	9:38	0.0	0.0	-
9:39	0.0	0.0	9:39	0.0	0.0	-
9:40	0.0	0.0	9:40	0.0	0.0	-
9:41	0.0	0.0	9:41	0.0	0.0	-
9:42	0.0	0.0	9:42	0.0	0.0	-
9:43	0.0	0.0	9:43	0.0	0.0	-
9:44	0.0	0.0	9:44	0.0	0.0	-
9:45	0.0	0.0	9:45	0.0	0.0	-
9:46	0.0	0.0	9:46	0.0	0.0	-
9:47	0.0	0.0	9:47	0.0	0.0	-
9:48	0.0	0.0	9:48	0.0	0.0	-
9:49	0.0	0.0	9:49	0.0	0.0	-
9:50	0.0	0.0	9:50	0.0	0.0	-
9:51	0.0	0.0	9:51	0.0	0.0	-
9:52	0.0	0.0	9:52	0.0	0.0	-
9:53	0.0	0.0	9:53	0.0	0.0	-
9:54	0.0	0.0	9:54	0.0	0.0	-
9:55	0.0	0.0	9:55	0.0	0.0	-
9:56	0.0	0.0	9:56	0.0	0.0	-
9:57	0.0	0.0	9:57	0.0	0.0	-
9:58	0.0	0.0	9:58	0.0	0.0	-
9:59	0.0	0.0	9:59	0.0	0.0	-

Grand Union Bowling Alley Site
BCP #360222
150 Westchester Avenue, Port Chester
January 7, 2025

PID DATA						
Upwind			Downwind			
Time	Concentration (ppm)	15-Min Avg Concentration (ppm)	Time	Concentration (ppm)	15-Min Avg Concentration (ppm)	Exceeds VOC Alarm Limit
10:00	0.0	0.0	10:00	0.0	0.0	-
10:01	0.0	0.0	10:01	0.0	0.0	-
10:02	0.0	0.0	10:02	0.0	0.0	-
10:03	0.0	0.0	10:03	0.0	0.0	-
10:04	0.0	0.0	10:04	0.0	0.0	-
10:05	0.0	0.0	10:05	0.0	0.0	-
10:06	0.0	0.0	10:06	0.0	0.0	-
10:07	0.0	0.0	10:07	0.0	0.0	-
10:08	0.0	0.0	10:08	0.0	0.0	-
10:09	0.0	0.0	10:09	0.0	0.0	-
10:10	0.0	0.0	10:10	0.0	0.0	-
10:11	0.0	0.0	10:11	0.0	0.0	-
10:12	0.0	0.0	10:12	0.0	0.0	-
10:13	0.0	0.0	10:13	0.0	0.0	-
10:14	0.0	0.0	10:14	0.0	0.0	-
10:15	0.0	0.0	10:15	0.0	0.0	-
10:16	0.0	0.0	10:16	0.0	0.0	-
10:17	0.0	0.0	10:17	0.0	0.0	-
10:18	0.0	0.0	10:18	0.0	0.0	-
10:19	0.0	0.0	10:19	0.0	0.0	-
10:20	0.0	0.0	10:20	0.0	0.0	-
10:21	0.0	0.0	10:21	0.0	0.0	-
10:22	0.0	0.0	10:22	0.0	0.0	-
10:23	0.0	0.0	10:23	0.0	0.0	-
10:24	0.0	0.0	10:24	0.0	0.0	-
10:25	0.0	0.0	10:25	0.0	0.0	-
10:26	0.0	0.0	10:26	0.0	0.0	-
10:27	0.0	0.0	10:27	0.0	0.0	-
10:28	0.0	0.0	10:28	0.0	0.0	-
10:29	0.0	0.0	10:29	0.0	0.0	-
10:30	0.0	0.0	10:30	0.0	0.0	-
10:31	0.0	0.0	10:31	0.0	0.0	-
10:32	0.0	0.0	10:32	0.0	0.0	-
10:33	0.0	0.0	10:33	0.0	0.0	-
10:34	0.0	0.0	10:34	0.0	0.0	-
10:35	0.0	0.0	10:35	0.0	0.0	-
10:36	0.0	0.0	10:36	0.0	0.0	-
10:37	0.0	0.0	10:37	0.0	0.0	-
10:38	0.0	0.0	10:38	0.0	0.0	-
10:39	0.0	0.0	10:39	0.0	0.0	-
10:40	0.0	0.0	10:40	0.0	0.0	-
10:41	0.0	0.0	10:41	0.0	0.0	-
10:42	0.0	0.0	10:42	0.0	0.0	-
10:43	0.0	0.0	10:43	0.0	0.0	-
10:44	0.0	0.0	10:44	0.0	0.0	-
10:45	0.0	0.0	10:45	0.0	0.0	-
10:46	0.0	0.0	10:46	0.0	0.0	-
10:47	0.0	0.0	10:47	0.0	0.0	-

Grand Union Bowling Alley Site
BCP #360222
150 Westchester Avenue, Port Chester
January 7, 2025

PID DATA						
Upwind			Downwind			
Time	Concentration (ppm)	15-Min Avg Concentration (ppm)	Time	Concentration (ppm)	15-Min Avg Concentration (ppm)	Exceeds VOC Alarm Limit
10:48	0.0	0.0	10:48	0.0	0.0	-
10:49	0.0	0.0	10:49	0.0	0.0	-
10:50	0.0	0.0	10:50	0.0	0.0	-
10:51	0.0	0.0	10:51	0.0	0.0	-
10:52	0.0	0.0	10:52	0.0	0.0	-
10:53	0.0	0.0	10:53	0.0	0.0	-
10:54	0.0	0.0	10:54	0.0	0.0	-
10:55	0.0	0.0	10:55	0.0	0.0	-
10:56	0.0	0.0	10:56	0.0	0.0	-
10:57	0.0	0.0	10:57	0.0	0.0	-
10:58	0.0	0.0	10:58	0.0	0.0	-
10:59	0.0	0.0	10:59	0.0	0.0	-
11:00	0.0	0.0	11:00	0.0	0.0	-
11:01	0.0	0.0	11:01	0.0	0.0	-
11:02	0.0	0.0	11:02	0.0	0.0	-
11:03	0.0	0.0	11:03	0.0	0.0	-
11:04	0.0	0.0	11:04	0.0	0.0	-
11:05	0.0	0.0	11:05	0.0	0.0	-
11:06	0.0	0.0	11:06	0.0	0.0	-
11:07	0.0	0.0	11:07	0.0	0.0	-
11:08	0.0	0.0	11:08	0.0	0.0	-
11:09	0.0	0.0	11:09	0.0	0.0	-
11:10	0.0	0.0	11:10	0.0	0.0	-
11:11	0.0	0.0	11:11	0.0	0.0	-
11:12	0.0	0.0	11:12	0.0	0.0	-
11:13	0.0	0.0	11:13	0.0	0.0	-
11:14	0.0	0.0	11:14	0.0	0.0	-
11:15	0.0	0.0	11:15	0.0	0.0	-
11:16	0.0	0.0	11:16	0.0	0.0	-
11:17	0.0	0.0	11:17	0.0	0.0	-
11:18	0.0	0.0	11:18	0.0	0.0	-
11:19	0.0	0.0	11:19	0.0	0.0	-
11:20	0.0	0.0	11:20	0.0	0.0	-
11:21	0.0	0.0	11:21	0.0	0.0	-
11:22	0.0	0.0	11:22	0.0	0.0	-
11:23	0.0	0.0	11:23	0.0	0.0	-
11:24	0.0	0.0	11:24	0.0	0.0	-
11:25	0.0	0.0	11:25	0.0	0.0	-
11:26	0.0	0.0	11:26	0.0	0.0	-
11:27	0.0	0.0	11:27	0.0	0.0	-
11:28	0.0	0.0	11:28	0.0	0.0	-
11:29	0.0	0.0	11:29	0.0	0.0	-
11:30	0.0	0.0	11:30	0.0	0.0	-
11:31	0.0	0.0	11:31	0.0	0.0	-
11:32	0.0	0.0	11:32	0.0	0.0	-
11:33	0.0	0.0	11:33	0.0	0.0	-
11:34	0.0	0.0	11:34	0.0	0.0	-
11:35	0.0	0.0	11:35	0.0	0.0	-

Grand Union Bowling Alley Site
BCP #360222
150 Westchester Avenue, Port Chester
January 7, 2025

PID DATA						
Upwind			Downwind			
Time	Concentration (ppm)	15-Min Avg Concentration (ppm)	Time	Concentration (ppm)	15-Min Avg Concentration (ppm)	Exceeds VOC Alarm Limit
11:36	0.0	0.0	11:36	0.0	0.0	-
11:37	0.0	0.0	11:37	0.0	0.0	-
11:38	0.0	0.0	11:38	0.0	0.0	-
11:39	0.0	0.0	11:39	0.0	0.0	-
11:40	0.0	0.0	11:40	0.0	0.0	-
11:41	0.0	0.0	11:41	0.0	0.0	-
11:42	0.0	0.0	11:42	0.0	0.0	-
11:43	0.0	0.0	11:43	0.0	0.0	-
11:44	0.0	0.0	11:44	0.0	0.0	-
11:45	0.0	0.0	11:45	0.0	0.0	-
11:46	0.0	0.0	11:46	0.0	0.0	-
11:47	0.0	0.0	11:47	0.0	0.0	-
11:48	0.0	0.0	11:48	0.0	0.0	-
11:49	0.0	0.0	11:49	0.0	0.0	-
11:50	0.0	0.0	11:50	0.0	0.0	-
11:51	0.0	0.0	11:51	0.0	0.0	-
11:52	0.0	0.0	11:52	0.0	0.0	-
11:53	0.0	0.0	11:53	0.0	0.0	-
11:54	0.0	0.0	11:54	0.0	0.0	-
11:55	0.0	0.0	11:55	0.0	0.0	-
11:56	0.0	0.0	11:56	0.0	0.0	-
11:57	0.0	0.0	11:57	0.0	0.0	-
11:58	0.0	0.0	11:58	0.0	0.0	-
11:59	0.0	0.0	11:59	0.0	0.0	-
12:00	0.0	0.0	12:00	0.0	0.0	-
12:01	0.0	0.0	12:01	0.0	0.0	-
12:02	0.0	0.0	12:02	0.0	0.0	-
12:03	0.0	0.0	12:03	0.0	0.0	-
12:04	0.0	0.0	12:04	0.0	0.0	-
12:05	0.0	0.0	12:05	0.0	0.0	-
12:06	0.0	0.0	12:06	0.0	0.0	-
12:07	0.0	0.0	12:07	0.0	0.0	-
12:08	0.0	0.0	12:08	0.0	0.0	-
12:09	0.0	0.0	12:09	0.0	0.0	-
12:10	0.0	0.0	12:10	0.0	0.0	-
12:11	0.0	0.0	12:11	0.0	0.0	-
12:12	0.0	0.0	12:12	0.0	0.0	-
12:13	0.0	0.0	12:13	0.0	0.0	-
12:14	0.0	0.0	12:14	0.0	0.0	-
12:15	0.0	0.0	12:15	0.0	0.0	-
12:16	0.0	0.0	12:16	0.0	0.0	-
12:17	0.0	0.0	12:17	0.0	0.0	-
12:18	0.0	0.0	12:18	0.0	0.0	-
12:19	0.0	0.0	12:19	0.0	0.0	-
12:20	0.0	0.0	12:20	0.0	0.0	-
12:21	0.0	0.0	12:21	0.0	0.0	-
12:22	0.0	0.0	12:22	0.0	0.0	-
12:23	0.0	0.0	12:23	0.0	0.0	-

Grand Union Bowling Alley Site
BCP #360222
150 Westchester Avenue, Port Chester
January 7, 2025

PID DATA						
Upwind			Downwind			
Time	Concentration (ppm)	15-Min Avg Concentration (ppm)	Time	Concentration (ppm)	15-Min Avg Concentration (ppm)	Exceeds VOC Alarm Limit
12:24	0.0	0.0	12:24	0.0	0.0	-
12:25	0.0	0.0	12:25	0.0	0.0	-
12:26	0.0	0.0	12:26	0.0	0.0	-
12:27	0.0	0.0	12:27	0.0	0.0	-
12:28	0.0	0.0	12:28	0.0	0.0	-
12:29	0.0	0.0	12:29	0.0	0.0	-
12:30	0.0	0.0	12:30	0.0	0.0	-
12:31	0.0	0.0	12:31	0.0	0.0	-
12:32	0.0	0.0	12:32	0.0	0.0	-
12:33	0.0	0.0	12:33	0.0	0.0	-
12:34	0.0	0.0	12:34	0.0	0.0	-
12:35	0.0	0.0	12:35	0.0	0.0	-
12:36	0.0	0.0	12:36	0.0	0.0	-
12:37	0.0	0.0	12:37	0.0	0.0	-
12:38	0.0	0.0	12:38	0.0	0.0	-
12:39	0.0	0.0	12:39	0.0	0.0	-
12:40	0.0	0.0	12:40	0.0	0.0	-
12:41	0.0	0.0	12:41	0.0	0.0	-
12:42	0.0	0.0	12:42	0.0	0.0	-
12:43	0.0	0.0	12:43	0.0	0.0	-
12:44	0.0	0.0	12:44	0.0	0.0	-
12:45	0.0	0.0	12:45	0.0	0.0	-
12:46	0.0	0.0	12:46	0.0	0.0	-
12:47	0.0	0.0	12:47	0.0	0.0	-
12:48	0.0	0.0	12:48	0.0	0.0	-
12:49	0.0	0.0	12:49	0.0	0.0	-
12:50	0.0	0.0	12:50	0.0	0.0	-
12:51	0.0	0.0	12:51	0.0	0.0	-
12:52	0.0	0.0	12:52	0.0	0.0	-
12:53	0.0	0.0	12:53	0.0	0.0	-
12:54	0.0	0.0	12:54	0.0	0.0	-
12:55	0.0	0.0	12:55	0.0	0.0	-
12:56	0.0	0.0	12:56	0.0	0.0	-
12:57	0.0	0.0	12:57	0.0	0.0	-
12:58	0.0	0.0	12:58	0.0	0.0	-
12:59	0.0	0.0	12:59	0.0	0.0	-
13:00	0.0	0.0	13:00	0.0	0.0	-
13:01	0.0	0.0	13:01	0.0	0.0	-
13:02	0.0	0.0	13:02	0.0	0.0	-
13:03	0.0	0.0	13:03	0.0	0.0	-
13:04	0.0	0.0	13:04	0.0	0.0	-
13:05	0.0	0.0	13:05	0.0	0.0	-
13:06	0.0	0.0	13:06	0.0	0.0	-
13:07	0.0	0.0	13:07	0.0	0.0	-
13:08	0.0	0.0	13:08	0.0	0.0	-
13:09	0.0	0.0	13:09	0.0	0.0	-
13:10	0.0	0.0	13:10	0.0	0.0	-
13:11	0.0	0.0	13:11	0.0	0.0	-

Grand Union Bowling Alley Site
BCP #360222
150 Westchester Avenue, Port Chester
January 7, 2025

PID DATA						
Upwind			Downwind			
Time	Concentration (ppm)	15-Min Avg Concentration (ppm)	Time	Concentration (ppm)	15-Min Avg Concentration (ppm)	Exceeds VOC Alarm Limit
13:12	0.0	0.0	13:12	0.0	0.0	-
13:13	0.0	0.0	13:13	0.0	0.0	-
13:14	0.0	0.0	13:14	0.0	0.0	-
13:15	0.0	0.0	13:15	0.0	0.0	-
13:16	0.0	0.0	13:16	0.0	0.0	-
13:17	0.0	0.0	13:17	0.0	0.0	-
13:18	0.0	0.0	13:18	0.0	0.0	-
13:19	0.0	0.0	13:19	0.0	0.0	-
13:20	0.0	0.0	13:20	0.0	0.0	-
13:21	0.0	0.0	13:21	0.0	0.0	-
13:22	0.0	0.0	13:22	0.0	0.0	-
13:23	0.0	0.0	13:23	0.0	0.0	-
13:24	0.0	0.0	13:24	0.0	0.0	-
13:25	0.0	0.0	13:25	0.0	0.0	-
13:26	0.0	0.0	13:26	0.0	0.0	-
13:27	0.0	0.0	13:27	0.0	0.0	-
13:28	0.0	0.0	13:28	0.0	0.0	-
13:29	0.0	0.0	13:29	0.0	0.0	-
13:30	0.0	0.0	13:30	0.0	0.0	-
13:31	0.0	0.0	13:31	0.0	0.0	-
13:32	0.0	0.0	13:32	0.0	0.0	-
13:33	0.0	0.0	13:33	0.0	0.0	-
13:34	0.0	0.0	13:34	0.0	0.0	-
13:35	0.0	0.0	13:35	0.0	0.0	-
13:36	0.0	0.0	13:36	0.0	0.0	-
13:37	0.0	0.0	13:37	0.0	0.0	-
13:38	0.0	0.0	13:38	0.0	0.0	-
13:39	0.0	0.0	13:39	0.0	0.0	-
13:40	0.0	0.0	13:40	0.0	0.0	-
13:41	0.0	0.0	13:41	0.0	0.0	-
13:42	0.0	0.0	13:42	0.0	0.0	-
13:43	0.0	0.0	13:43	0.0	0.0	-
13:44	0.0	0.0	13:44	0.0	0.0	-
13:45	0.0	0.0	13:45	0.0	0.0	-
13:46	0.0	0.0	13:46	0.0	0.0	-
13:47	0.0	0.0	13:47	0.0	0.0	-
13:48	0.0	0.0	13:48	0.0	0.0	-
13:49	0.0	0.0	13:49	0.0	0.0	-
13:50	0.0	0.0	13:50	0.0	0.0	-
13:51	0.0	0.0	13:51	0.0	0.0	-
13:52	0.0	0.0	13:52	0.0	0.0	-
13:53	0.0	0.0	13:53	0.0	0.0	-
13:54	0.0	0.0	13:54	0.0	0.0	-
13:55	0.0	0.0	13:55	0.0	0.0	-
13:56	0.0	0.0	13:56	0.0	0.0	-
13:57	0.0	0.0	13:57	0.0	0.0	-
13:58	0.0	0.0	13:58	0.0	0.0	-
13:59	0.0	0.0	13:59	0.0	0.0	-

Grand Union Bowling Alley Site
BCP #360222
150 Westchester Avenue, Port Chester
January 7, 2025

PID DATA						
Upwind			Downwind			
Time	Concentration (ppm)	15-Min Avg Concentration (ppm)	Time	Concentration (ppm)	15-Min Avg Concentration (ppm)	Exceeds VOC Alarm Limit
14:00	0.0	0.0	14:00	0.0	0.0	-
14:01	0.0	0.0	14:01	0.0	0.0	-
14:02	0.0	0.0	14:02	0.0	0.0	-
14:03	0.0	0.0	14:03	0.0	0.0	-
14:04	0.0	0.0	14:04	0.0	0.0	-
14:05	0.0	0.0	14:05	0.0	0.0	-
14:06	0.0	0.0	14:06	0.0	0.0	-
14:07	0.0	0.0	14:07	0.0	0.0	-
14:08	0.0	0.0	14:08	0.0	0.0	-
14:09	0.0	0.0	14:09	0.0	0.0	-
14:10	0.0	0.0	14:10	0.0	0.0	-
14:11	0.0	0.0	14:11	0.0	0.0	-
14:12	0.0	0.0	14:12	0.0	0.0	-
14:13	0.0	0.0	14:13	0.0	0.0	-
14:14	0.0	0.0	14:14	0.0	0.0	-
14:15	0.0	0.0	14:15	0.0	0.0	-
14:16	0.0	0.0	14:16	0.0	0.0	-
14:17	0.0	0.0	14:17	0.0	0.0	-
14:18	0.0	0.0	14:18	0.0	0.0	-
14:19	0.0	0.0	14:19	0.0	0.0	-
14:20	0.0	0.0	14:20	0.0	0.0	-
14:21	0.0	0.0	14:21	0.0	0.0	-
14:22	0.0	0.0	14:22	0.0	0.0	-
14:23	0.0	0.0	14:23	0.0	0.0	-
14:24	0.0	0.0	14:24	0.0	0.0	-
14:25	0.0	0.0	14:25	0.0	0.0	-
14:26	0.0	0.0	14:26	0.0	0.0	-
14:27	0.0	0.0	14:27	0.0	0.0	-
14:28	0.0	0.0	14:28	0.0	0.0	-
14:29	0.0	0.0	14:29	0.0	0.0	-
14:30	0.0	0.0	14:30	0.0	0.0	-
14:31	0.0	0.0	14:31	0.0	0.0	-
14:32	0.0	0.0	14:32	0.0	0.0	-
14:33	0.0	0.0	14:33	0.0	0.0	-
14:34	0.0	0.0	14:34	0.0	0.0	-
14:35	0.0	0.0	14:35	0.0	0.0	-
14:36	0.0	0.0	14:36	0.0	0.0	-
14:37	0.0	0.0	14:37	0.0	0.0	-
14:38	0.0	0.0	14:38	0.0	0.0	-
14:39	0.0	0.0	14:39	0.0	0.0	-
14:40	0.0	0.0	14:40	0.0	0.0	-
14:41	0.0	0.0	14:41	0.0	0.0	-
14:42	0.0	0.0	14:42	0.0	0.0	-
14:43	0.0	0.0	14:43	0.0	0.0	-
14:44	0.0	0.0	14:44	0.0	0.0	-
14:45	0.0	0.0	14:45	0.0	0.0	-
14:46	0.0	0.0	14:46	0.0	0.0	-
14:47	0.0	0.0	14:47	0.0	0.0	-

Grand Union Bowling Alley Site
BCP #360222
150 Westchester Avenue, Port Chester
January 7, 2025

PID DATA						
Upwind			Downwind			
Time	Concentration (ppm)	15-Min Avg Concentration (ppm)	Time	Concentration (ppm)	15-Min Avg Concentration (ppm)	Exceeds VOC Alarm Limit
14:48	0.0	0.0	14:48	0.0	0.0	-
14:49	0.0	0.0	14:49	0.0	0.0	-
14:50	0.0	0.0	14:50	0.0	0.0	-
14:51	0.0	0.0	14:51	0.0	0.0	-
14:52	0.0	0.0	14:52	0.0	0.0	-
14:53	0.0	0.0	14:53	0.0	0.0	-
14:54	0.0	0.0	14:54	0.0	0.0	-
14:55	0.0	0.0	14:55	0.0	0.0	-
14:56	0.0	0.0	14:56	0.0	0.0	-
14:57	0.0	0.0	14:57	0.0	0.0	-
14:58	0.0	0.0	14:58	0.0	0.0	-
14:59	0.0	0.0	14:59	0.0	0.0	-
15:00	0.0	0.0	15:00	0.0	0.0	-
15:01	0.0	0.0	15:01	0.0	0.0	-
15:02	0.0	0.0	15:02	0.0	0.0	-
15:03	0.0	0.0	15:03	0.0	0.0	-
15:04	0.0	0.0	15:04	0.0	0.0	-
15:05	0.0	0.0	15:05	0.0	0.0	-
15:06	0.0	0.0	15:06	0.0	0.0	-
15:07	0.0	0.0	15:07	0.0	0.0	-
15:08	0.0	0.0	15:08	0.0	0.0	-
15:09	0.0	0.0	15:09	0.0	0.0	-
15:10	0.0	0.0	15:10	0.0	0.0	-
15:11	0.0	0.0	15:11	0.0	0.0	-
15:12	0.0	0.0	15:12	0.0	0.0	-
15:13	0.0	0.0	15:13	0.0	0.0	-
15:14	0.0	0.0	15:14	0.0	0.0	-
15:15	0.0	0.0	15:15	0.0	0.0	-
15:16	0.0	0.0	15:16	0.0	0.0	-
15:17	0.0	0.0	15:17	0.0	0.0	-
15:18	0.0	0.0	15:18	0.0	0.0	-
15:19	0.0	0.0	15:19	0.0	0.0	-
15:20	0.0	0.0	15:20	0.0	0.0	-
15:21	0.0	0.0	15:21	0.0	0.0	-
15:22	0.0	0.0	15:22	0.0	0.0	-
15:23	0.0	0.0	15:23	0.0	0.0	-
15:24	0.0	0.0	15:24	0.0	0.0	-
15:25	0.0	0.0	15:25	0.0	0.0	-
15:26	0.0	0.0	15:26	0.0	0.0	-
15:27	0.0	0.0	15:27	0.0	0.0	-
15:28	0.0	0.0	15:28	0.0	0.0	-
15:29	0.0	0.0	15:29	0.0	0.0	-
15:30	0.0	0.0	15:30	0.0	0.0	-
15:31	0.0	0.0	15:31	0.0	0.0	-
15:32	0.0	0.0	15:32	0.0	0.0	-
15:33	0.0	0.0	15:33	0.0	0.0	-
15:34	0.0	0.0	15:34	0.0	0.0	-
15:35	0.0	0.0	15:35	0.0	0.0	-

Grand Union Bowling Alley Site
BCP #360222
150 Westchester Avenue, Port Chester
January 7, 2025

PID DATA						
Upwind			Downwind			
Time	Concentration (ppm)	15-Min Avg Concentration (ppm)	Time	Concentration (ppm)	15-Min Avg Concentration (ppm)	Exceeds VOC Alarm Limit
15:36	0.0	0.0	15:36	0.0	0.0	-
15:37	0.0	0.0	15:37	0.0	0.0	-

SESI CONSULTING ENGINEERS

959 US-46 Floor 3, Suite 300 - Parsippany-Troy Hills, NJ

DAILY AIR MONITORING REPORT
150 Westchester Avenue
Port Chester, New York

01/08/2025

Rev. No. 0 | Page 1 of 2

Project Number: 11895A

Dust Action Level: 150 µg/m^3

VOC Action Level: 5 ppm

Weather Data Range for Work Day		Wind Direction	WNW	Relative Humidity (%)	40.0 - 56.0	Daily Rain Total (in)	0.00	Readings in the summary table and graphs below are the reported downwind concentrations.
Temperature (°F)	24.0 - 30.0	Wind Speed (MPH)	8.1 - 16.2	Barometer (inHg)	29.90 - 29.90	Avg. Dew Point Temp (°F)	10.6	

Station Location	Daily Avg. Dust Concentration (µg/m^3)	Max 15-Min Dust Concentration (µg/m^3)	Time of Max Dust Reading	Daily Avg. VOC Concentration (ppm)	Max 15-Min VOC Concentration (ppm)	Time of Max VOC Reading
Upwind	22.5	90.1	15:14	0.0	0.0	9:26
Downwind	44.0	69.0	12:25	0.0	0.0	9:27

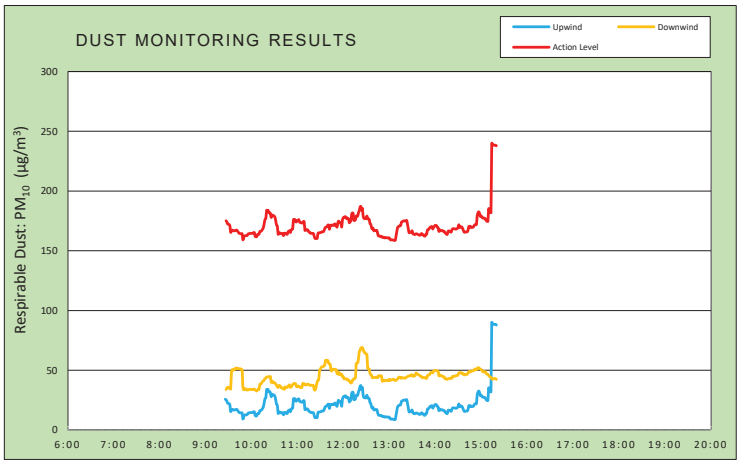

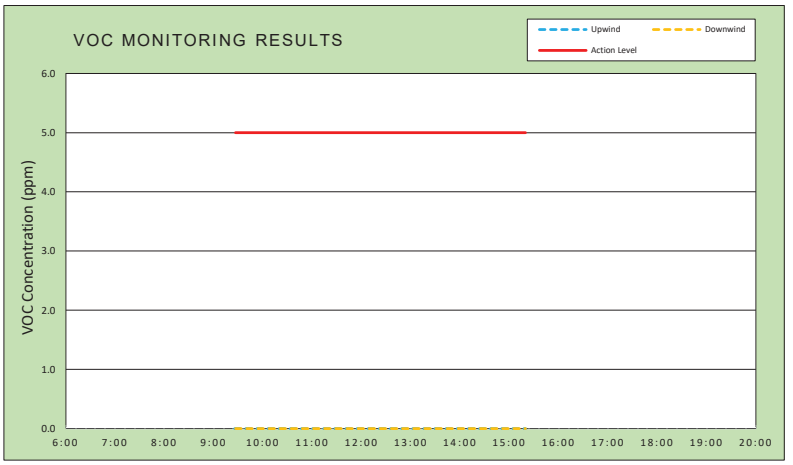

Air Monitoring Notes:

Weather Notes:

EMILCOTT
A Triumvirate Environmental Company

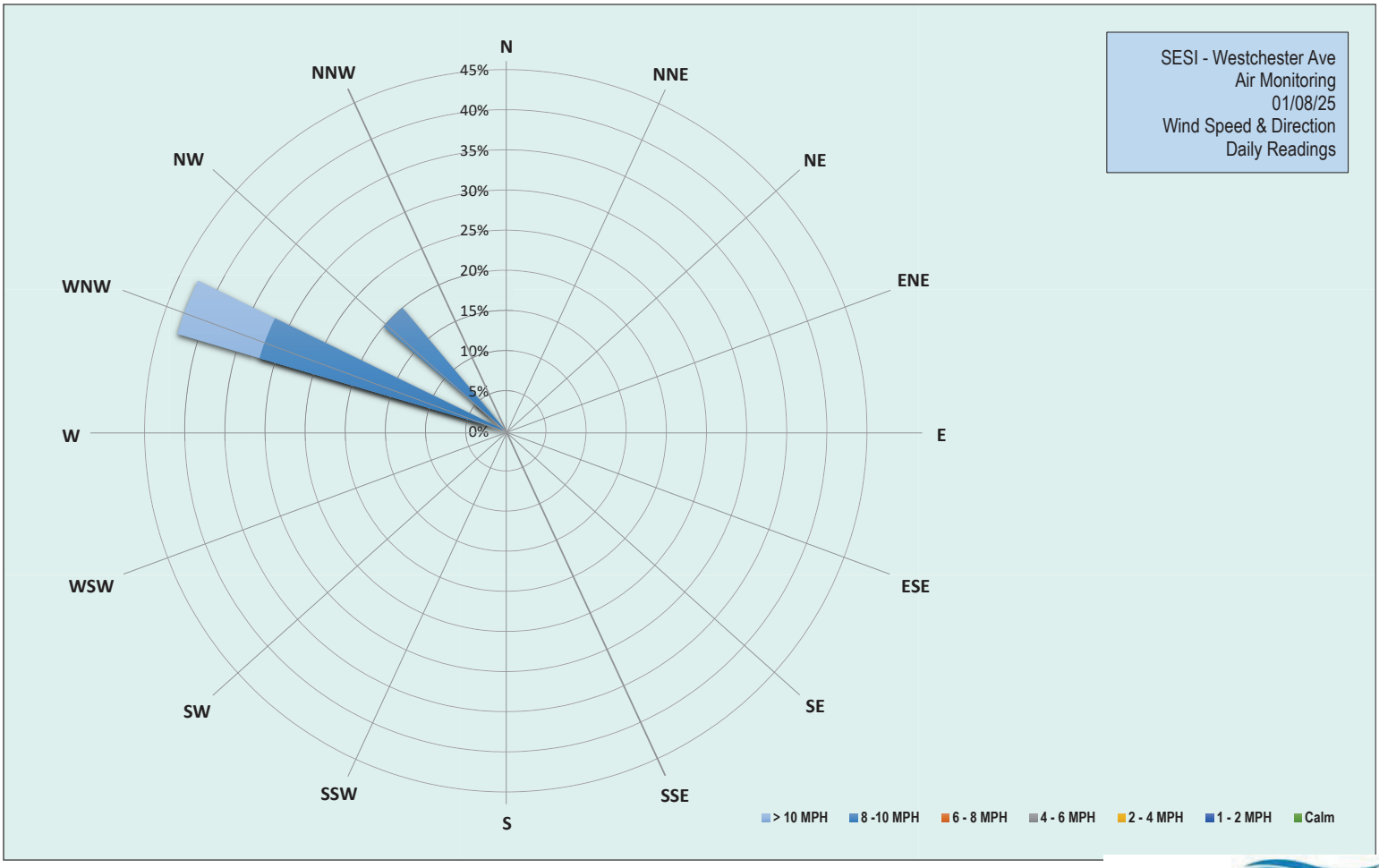

EMILCOTT
A Triumvirate Environmental Company

Grand Union Bowling Alley Site
BCP #360222
150 Westchester Avenue, Port Chester
January 8, 2025

Wednesday, January 8, 2025						
Number of Instances Where Downwind Particulates Exceeds Upwind Particulate + 150 =						0
Number of Comparable Data Points =						354
Start Time:						9:11
End Time:						15:20
PARTICULATE DATA						
Upwind			Downwind			Exceeds Particulate Alarm Limit
Time	Concentration (ug/m^3)	15-Min Avg Concentration (ug/m^3)	Time	Concentration (ug/m^3)	15-Min Avg Concentration (ug/m^3)	
9:11	67.5	-	9:11	-	-	-
9:12	28.3	-	9:12	5.0	-	-
9:13	33.5	-	9:13	13.8	-	-
9:14	44.3	-	9:14	23.0	-	-
9:15	11.8	-	9:15	37.8	-	-
9:16	15.0	-	9:16	38.5	-	-
9:17	20.5	-	9:17	30.5	-	-
9:18	90.0	-	9:18	52.0	-	-
9:19	73.0	-	9:19	49.5	-	-
9:20	13.5	-	9:20	32.8	-	-
9:21	9.5	-	9:21	40.3	-	-
9:22	12.8	-	9:22	30.5	-	-
9:23	10.5	-	9:23	28.5	-	-
9:24	8.8	-	9:24	34.0	-	-
9:25	8.3	-	9:25	29.0	-	-
9:26	6.3	25.7	9:26	31.8	-	-
9:27	19.5	25.1	9:27	35.8	33.8	-
9:28	18.5	24.1	9:28	31.5	35.0	-
9:29	18.5	22.4	9:29	34.5	35.8	-
9:30	9.3	22.3	9:30	30.5	35.3	-
9:31	10.5	22.0	9:31	33.5	35.0	-
9:32	6.0	21.0	9:32	38.8	35.5	-
9:33	7.3	15.5	9:33	33.3	34.3	-
9:34	89.8	16.6	9:34	259.0	48.2	-
9:35	23.3	17.2	9:35	66.5	50.5	-
9:36	6.5	17.0	9:36	33.3	50.0	-
9:37	6.8	16.6	9:37	31.0	50.1	-
9:38	13.3	16.8	9:38	44.0	51.1	-
9:39	8.8	16.8	9:39	32.5	51.0	-
9:40	13.3	17.2	9:40	42.3	51.9	-
9:41	8.5	17.3	9:41	30.8	51.8	-
9:42	5.8	16.4	9:42	30.8	51.5	-
9:43	5.8	15.5	9:43	31.0	51.4	-
9:44	5.5	14.7	9:44	30.0	51.1	-
9:45	6.0	14.5	9:45	32.5	51.3	-
9:46	7.8	14.3	9:46	31.5	51.1	-
9:47	4.8	14.2	9:47	31.0	50.6	-
9:48	9.3	14.3	9:48	31.5	50.5	-
9:49	11.5	9.1	9:49	34.5	35.5	-
9:50	54.0	11.2	9:50	38.0	33.6	-
9:51	24.3	12.3	9:51	44.5	34.4	-

Grand Union Bowling Alley Site
BCP #360222
150 Westchester Avenue, Port Chester
January 8, 2025

PARTICULATE DATA						
Upwind			Downwind			Exceeds Particulate Alarm Limit
Time	Concentration (ug/m^3)	15-Min Avg Concentration (ug/m^3)	Time	Concentration (ug/m^3)	15-Min Avg Concentration (ug/m^3)	
9:52	10.5	12.6	9:52	35.3	34.7	-
9:53	14.3	12.7	9:53	30.0	33.7	-
9:54	8.8	12.7	9:54	32.0	33.7	-
9:55	21.8	13.2	9:55	36.0	33.3	-
9:56	22.8	14.2	9:56	37.8	33.8	-
9:57	6.8	14.2	9:57	34.3	34.0	-
9:58	9.3	14.5	9:58	29.3	33.9	-
9:59	7.0	14.6	9:59	33.0	34.1	-
10:00	6.3	14.6	10:00	30.0	33.9	-
10:01	7.0	14.5	10:01	30.5	33.8	-
10:02	8.5	14.8	10:02	29.8	33.8	-
10:03	15.8	15.2	10:03	38.0	34.2	-
10:04	11.0	15.2	10:04	34.0	34.2	-
10:05	7.0	12.1	10:05	31.3	33.7	-
10:06	19.3	11.7	10:06	33.0	32.9	-
10:07	11.3	11.8	10:07	30.3	32.6	-
10:08	41.3	13.6	10:08	41.0	33.3	-
10:09	12.0	13.8	10:09	42.5	34.0	-
10:10	22.0	13.8	10:10	32.8	33.8	-
10:11	57.0	16.1	10:11	102.3	38.1	-
10:12	9.5	16.3	10:12	39.5	38.5	-
10:13	12.3	16.5	10:13	32.8	38.7	-
10:14	21.0	17.4	10:14	51.5	39.9	-
10:15	20.0	18.3	10:15	42.0	40.7	-
10:16	33.8	20.1	10:16	35.5	41.1	-
10:17	60.8	23.6	10:17	48.5	42.3	-
10:18	59.0	26.5	10:18	43.3	42.7	-
10:19	20.8	27.1	10:19	50.5	43.8	-
10:20	109.3	33.9	10:20	38.3	44.2	-
10:21	13.3	33.5	10:21	35.8	44.4	-
10:22	15.0	33.8	10:22	31.8	44.5	-
10:23	11.5	31.8	10:23	38.8	44.4	-
10:24	14.8	32.0	10:24	47.0	44.7	-
10:25	6.8	31.0	10:25	31.8	44.6	-
10:26	9.8	27.8	10:26	30.0	39.8	-
10:27	40.0	29.9	10:27	41.5	39.9	-
10:28	10.5	29.7	10:28	42.8	40.6	-
10:29	14.8	29.3	10:29	36.5	39.6	-
10:30	14.5	29.0	10:30	39.5	39.4	-
10:31	15.8	27.8	10:31	34.0	39.3	-
10:32	12.5	24.5	10:32	31.8	38.2	-
10:33	11.5	21.4	10:33	30.0	37.3	-
10:34	9.0	20.6	10:34	32.0	36.1	-
10:35	8.3	13.9	10:35	30.0	35.5	-
10:36	31.8	15.1	10:36	60.8	37.2	-
10:37	11.3	14.8	10:37	31.5	37.2	-
10:38	10.0	14.7	10:38	28.5	36.5	-
10:39	7.0	14.2	10:39	28.5	35.3	-

Grand Union Bowling Alley Site
BCP #360222
150 Westchester Avenue, Port Chester
January 8, 2025

PARTICULATE DATA						
Upwind			Downwind			Exceeds Particulate Alarm Limit
Time	Concentration (ug/m^3)	15-Min Avg Concentration (ug/m^3)	Time	Concentration (ug/m^3)	15-Min Avg Concentration (ug/m^3)	
10:40	8.5	14.3	10:40	28.5	35.1	-
10:41	11.5	14.5	10:41	32.0	35.2	-
10:42	13.0	12.7	10:42	31.5	34.5	-
10:43	36.8	14.4	10:43	34.8	34.0	-
10:44	20.3	14.8	10:44	68.3	36.1	-
10:45	7.5	14.3	10:45	32.8	35.7	-
10:46	9.3	13.9	10:46	31.8	35.5	-
10:47	11.5	13.8	10:47	32.5	35.6	-
10:48	43.3	15.9	10:48	46.0	36.6	-
10:49	15.8	16.4	10:49	41.0	37.2	-
10:50	13.8	16.7	10:50	37.5	37.7	-
10:51	9.5	15.3	10:51	31.3	35.8	-
10:52	42.0	17.3	10:52	33.5	35.9	-
10:53	18.8	17.9	10:53	45.3	37.0	-
10:54	12.5	18.3	10:54	38.3	37.7	-
10:55	126.0	26.1	10:55	44.3	38.7	-
10:56	14.5	26.3	10:56	35.5	38.9	-
10:57	9.5	26.1	10:57	30.3	38.9	-
10:58	10.8	24.3	10:58	30.8	38.6	-
10:59	18.5	24.2	10:59	32.0	36.2	-
11:00	25.3	25.4	11:00	34.5	36.3	-
11:01	9.8	25.4	11:01	36.0	36.6	-
11:02	21.8	26.1	11:02	36.3	36.8	-
11:03	11.3	24.0	11:03	32.5	35.9	-
11:04	12.3	23.7	11:04	35.3	35.5	-
11:05	8.3	23.4	11:05	40.0	35.7	-
11:06	9.8	23.4	11:06	28.8	35.5	-
11:07	39.8	23.2	11:07	82.8	38.8	-
11:08	38.8	24.6	11:08	46.5	38.9	-
11:09	9.8	24.4	11:09	35.3	38.7	-
11:10	15.0	17.0	11:10	31.0	37.8	-
11:11	18.8	17.3	11:11	33.5	37.7	-
11:12	11.8	17.4	11:12	31.3	37.8	-
11:13	15.8	17.8	11:13	38.3	38.3	-
11:14	8.3	17.1	11:14	33.0	38.3	-
11:15	6.0	15.8	11:15	29.5	38.0	-
11:16	7.8	15.7	11:16	30.5	37.6	-
11:17	6.8	14.7	11:17	30.5	37.2	-
11:18	12.3	14.7	11:18	35.5	37.4	-
11:19	9.8	14.6	11:19	35.8	37.5	-
11:20	7.8	14.5	11:20	35.3	37.2	-
11:21	9.3	14.5	11:21	31.3	37.3	-
11:22	9.8	12.5	11:22	33.3	34.0	-
11:23	7.3	10.4	11:23	35.0	33.3	-
11:24	8.3	10.3	11:24	51.8	34.4	-
11:25	17.3	10.4	11:25	77.3	37.4	-
11:26	16.5	10.3	11:26	73.3	40.1	-
11:27	75.0	14.5	11:27	53.5	41.6	-

Grand Union Bowling Alley Site
BCP #360222
150 Westchester Avenue, Port Chester
January 8, 2025

PARTICULATE DATA						
Upwind			Downwind			Exceeds Particulate Alarm Limit
Time	Concentration (ug/m^3)	15-Min Avg Concentration (ug/m^3)	Time	Concentration (ug/m^3)	15-Min Avg Concentration (ug/m^3)	
11:28	23.5	15.0	11:28	43.5	41.9	-
11:29	8.0	15.0	11:29	144.8	49.4	-
11:30	9.0	15.2	11:30	50.5	50.8	-
11:31	9.5	15.3	11:31	49.3	52.0	-
11:32	15.0	15.9	11:32	41.8	52.8	-
11:33	11.5	15.8	11:33	39.3	53.0	-
11:34	11.3	15.9	11:34	35.8	53.0	-
11:35	22.3	16.9	11:35	44.5	53.6	-
11:36	38.0	18.8	11:36	46.8	54.7	-
11:37	22.8	19.7	11:37	89.0	58.4	-
11:38	11.0	19.9	11:38	33.8	58.3	-
11:39	15.8	20.4	11:39	42.8	57.7	-
11:40	34.0	21.5	11:40	83.3	58.1	-
11:41	15.3	21.5	11:41	39.5	55.9	-
11:42	22.8	18.0	11:42	45.0	55.3	-
11:43	71.3	21.2	11:43	38.0	54.9	-
11:44	11.0	21.4	11:44	71.3	50.0	-
11:45	8.8	21.3	11:45	39.8	49.3	-
11:46	14.0	21.6	11:46	74.0	51.0	-
11:47	9.8	21.3	11:47	36.0	50.6	-
11:48	10.5	21.2	11:48	37.8	50.5	-
11:49	31.5	22.6	11:49	40.5	50.8	-
11:50	9.8	21.7	11:50	35.5	50.2	-
11:51	21.8	20.7	11:51	49.8	50.4	-
11:52	11.0	19.9	11:52	37.3	46.9	-
11:53	63.0	23.3	11:53	49.5	48.0	-
11:54	39.0	24.9	11:54	49.0	48.4	-
11:55	12.3	23.4	11:55	49.3	46.1	-
11:56	20.8	23.8	11:56	54.3	47.1	-
11:57	16.8	23.4	11:57	37.0	46.6	-
11:58	17.3	19.8	11:58	38.5	46.6	-
11:59	100.8	25.8	11:59	39.0	44.5	-
12:00	33.5	27.4	12:00	46.8	44.9	-
12:01	24.8	28.2	12:01	42.3	42.8	-
12:02	11.3	28.3	12:02	37.8	42.9	-
12:03	15.0	28.6	12:03	34.8	42.7	-
12:04	8.8	27.0	12:04	38.0	42.6	-
12:05	18.3	27.6	12:05	37.3	42.7	-
12:06	10.5	26.9	12:06	35.5	41.7	-
12:07	8.8	26.7	12:07	38.8	41.8	-
12:08	14.0	23.4	12:08	34.3	40.8	-
12:09	58.0	24.7	12:09	37.5	40.1	-
12:10	13.8	24.8	12:10	37.5	39.3	-
12:11	103.3	30.3	12:11	59.3	39.6	-
12:12	37.5	31.7	12:12	68.5	41.7	-
12:13	11.8	31.3	12:13	39.3	41.8	-
12:14	11.5	25.4	12:14	55.8	42.9	-
12:15	33.8	25.4	12:15	48.8	43.0	-

Grand Union Bowling Alley Site
BCP #360222
150 Westchester Avenue, Port Chester
January 8, 2025

PARTICULATE DATA						
Upwind			Downwind			Exceeds Particulate Alarm Limit
Time	Concentration (ug/m^3)	15-Min Avg Concentration (ug/m^3)	Time	Concentration (ug/m^3)	15-Min Avg Concentration (ug/m^3)	
12:16	35.0	26.1	12:16	54.8	43.8	-
12:17	57.0	29.1	12:17	210.8	55.4	-
12:18	12.0	28.9	12:18	44.5	56.0	-
12:19	12.8	29.2	12:19	41.8	56.3	-
12:20	60.5	32.0	12:20	93.5	60.0	-
12:21	36.0	33.7	12:21	119.8	65.6	-
12:22	50.5	36.5	12:22	48.8	66.3	-
12:23	23.5	37.1	12:23	69.0	68.6	-
12:24	7.5	33.8	12:24	38.8	68.7	-
12:25	41.3	35.6	12:25	42.5	69.0	-
12:26	8.0	29.2	12:26	36.5	67.5	-
12:27	7.0	27.2	12:27	36.3	65.4	-
12:28	9.5	27.1	12:28	36.5	65.2	-
12:29	6.5	26.7	12:29	36.3	63.9	-
12:30	46.8	27.6	12:30	46.0	63.7	-
12:31	57.5	29.1	12:31	43.5	63.0	-
12:32	22.0	26.8	12:32	42.0	51.7	-
12:33	8.0	26.5	12:33	37.0	51.2	-
12:34	9.8	26.3	12:34	38.5	51.0	-
12:35	8.8	22.8	12:35	37.0	47.2	-
12:36	26.8	22.2	12:36	106.8	46.4	-
12:37	8.8	19.4	12:37	41.0	45.8	-
12:38	5.8	18.3	12:38	37.3	43.7	-
12:39	17.3	18.9	12:39	40.5	43.8	-
12:40	8.3	16.7	12:40	43.5	43.9	-
12:41	9.8	16.8	12:41	36.5	43.9	-
12:42	11.0	17.1	12:42	37.3	44.0	-
12:43	7.0	16.9	12:43	39.3	44.2	-
12:44	8.3	17.0	12:44	38.3	44.3	-
12:45	7.0	14.4	12:45	37.3	43.7	-
12:46	28.5	12.5	12:46	65.5	45.2	-
12:47	19.8	12.3	12:47	45.0	45.4	-
12:48	6.2	12.2	12:48	36.0	45.3	-
12:49	6.4	12.0	12:49	36.8	45.2	-
12:50	11.8	12.2	12:50	38.5	45.3	-
12:51	12.6	11.2	12:51	39.0	40.8	-
12:52	9.0	11.2	12:52	52.8	41.6	-
12:53	7.8	11.4	12:53	39.0	41.7	-
12:54	7.8	10.7	12:54	38.3	41.5	-
12:55	10.4	10.9	12:55	37.5	41.1	-
12:56	12.4	11.1	12:56	40.3	41.4	-
12:57	6.8	10.8	12:57	38.3	41.4	-
12:58	7.2	10.8	12:58	37.0	41.3	-
12:59	7.6	10.8	12:59	40.8	41.5	-
13:00	8.2	10.8	13:00	52.5	42.5	-
13:01	12.2	9.7	13:01	50.0	41.4	-
13:02	9.2	9.0	13:02	49.3	41.7	-
13:03	7.6	9.1	13:03	39.8	42.0	-

Grand Union Bowling Alley Site
BCP #360222
150 Westchester Avenue, Port Chester
January 8, 2025

PARTICULATE DATA						
Upwind			Downwind			Exceeds Particulate Alarm Limit
Time	Concentration (ug/m^3)	15-Min Avg Concentration (ug/m^3)	Time	Concentration (ug/m^3)	15-Min Avg Concentration (ug/m^3)	
13:04	7.0	9.2	13:04	40.5	42.2	-
13:05	8.6	9.0	13:05	39.0	42.3	-
13:06	9.4	8.7	13:06	42.3	42.5	-
13:07	7.6	8.7	13:07	39.5	41.6	-
13:08	8.6	8.7	13:08	37.3	41.5	-
13:09	62.6	12.4	13:09	39.3	41.5	-
13:10	65.0	16.0	13:10	47.0	42.2	-
13:11	60.8	19.2	13:11	47.5	42.7	-
13:12	21.6	20.2	13:12	53.5	43.7	-
13:13	11.4	20.5	13:13	45.8	44.3	-
13:14	14.8	21.0	13:14	38.5	44.1	-
13:15	8.6	21.0	13:15	38.5	43.2	-
13:16	54.4	23.8	13:16	62.8	44.0	-
13:17	16.2	24.3	13:17	41.5	43.5	-
13:18	13.6	24.7	13:18	41.0	43.6	-
13:19	12.2	25.0	13:19	39.0	43.5	-
13:20	8.4	25.0	13:20	38.5	43.5	-
13:21	7.0	24.9	13:21	40.0	43.3	-
13:22	12.0	25.1	13:22	49.3	44.0	-
13:23	12.0	25.4	13:23	43.3	44.4	-
13:24	11.0	21.9	13:24	44.5	44.7	-
13:25	14.4	18.6	13:25	52.8	45.1	-
13:26	8.0	15.0	13:26	50.3	45.3	-
13:27	25.6	15.3	13:27	50.8	45.1	-
13:28	14.2	15.5	13:28	56.0	45.8	-
13:29	21.0	15.9	13:29	41.8	46.0	-
13:30	21.6	16.8	13:30	41.8	46.2	-
13:31	16.2	14.2	13:31	44.8	45.0	-
13:32	13.2	14.0	13:32	45.0	45.2	-
13:33	6.8	13.6	13:33	38.8	45.1	-
13:34	14.8	13.7	13:34	50.3	45.8	-
13:35	14.2	14.1	13:35	65.5	47.6	-
13:36	7.4	14.2	13:36	37.0	47.4	-
13:37	7.4	13.9	13:37	38.0	46.7	-
13:38	7.2	13.5	13:38	38.5	46.4	-
13:39	6.2	13.2	13:39	38.3	46.0	-
13:40	11.2	13.0	13:40	46.3	45.5	-
13:41	12.4	13.3	13:41	42.0	45.0	-
13:42	42.2	14.4	13:42	50.0	44.9	-
13:43	10.2	14.1	13:43	38.5	43.8	-
13:44	12.0	13.5	13:44	43.5	43.9	-
13:45	10.2	12.8	13:45	43.0	44.0	-
13:46	9.0	12.3	13:46	41.3	43.7	-
13:47	13.8	12.3	13:47	42.0	43.5	-
13:48	30.0	13.9	13:48	43.0	43.8	-
13:49	15.0	13.9	13:49	40.3	43.1	-
13:50	68.0	17.5	13:50	102.3	45.6	-
13:51	10.2	17.7	13:51	41.3	45.9	-

Grand Union Bowling Alley Site
BCP #360222
150 Westchester Avenue, Port Chester
January 8, 2025

PARTICULATE DATA						
Upwind			Downwind			Exceeds Particulate Alarm Limit
Time	Concentration (ug/m^3)	15-Min Avg Concentration (ug/m^3)	Time	Concentration (ug/m^3)	15-Min Avg Concentration (ug/m^3)	
13:52	15.0	18.2	13:52	42.0	46.1	-
13:53	24.0	19.3	13:53	45.0	46.6	-
13:54	15.2	19.9	13:54	59.3	48.0	-
13:55	11.2	19.9	13:55	44.3	47.8	-
13:56	17.8	20.3	13:56	50.8	48.4	-
13:57	11.8	18.2	13:57	39.5	47.7	-
13:58	31.4	19.6	13:58	62.8	49.3	-
13:59	22.6	20.3	13:59	48.0	49.6	-
14:00	24.2	21.3	14:00	46.0	49.8	-
14:01	7.8	21.2	14:01	39.0	49.7	-
14:02	9.4	20.9	14:02	39.5	49.5	-
14:03	9.0	19.5	14:03	40.3	49.3	-
14:04	10.4	19.2	14:04	37.8	49.2	-
14:05	22.2	16.1	14:05	44.0	45.3	-
14:06	30.2	17.5	14:06	50.5	45.9	-
14:07	9.4	17.1	14:07	41.5	45.9	-
14:08	17.0	16.6	14:08	39.0	45.5	-
14:09	18.4	16.9	14:09	51.3	44.9	-
14:10	9.8	16.8	14:10	44.8	45.0	-
14:11	10.4	16.3	14:11	42.8	44.4	-
14:12	11.4	16.2	14:12	38.0	44.3	-
14:13	12.2	15.0	14:13	39.8	42.8	-
14:14	19.0	14.7	14:14	50.3	43.0	-
14:15	9.6	13.7	14:15	38.8	42.5	-
14:16	8.3	13.8	14:16	38.3	42.4	-
14:17	49.5	16.5	14:17	45.0	42.8	-
14:18	10.5	16.6	14:18	43.8	43.0	-
14:19	8.3	16.4	14:19	38.8	43.1	-
14:20	14.8	15.9	14:20	48.5	43.4	-
14:21	25.3	15.6	14:21	47.3	43.2	-
14:22	37.0	17.4	14:22	43.5	43.3	-
14:23	31.8	18.4	14:23	64.0	45.0	-
14:24	19.5	18.5	14:24	48.3	44.8	-
14:25	9.5	18.5	14:25	46.5	44.9	-
14:26	8.3	18.3	14:26	44.8	45.0	-
14:27	7.8	18.1	14:27	45.0	45.5	-
14:28	16.0	18.3	14:28	41.5	45.6	-
14:29	23.8	18.6	14:29	49.3	45.5	-
14:30	22.8	19.5	14:30	48.0	46.2	-
14:31	42.5	21.8	14:31	61.8	47.7	-
14:32	15.0	19.5	14:32	47.0	47.9	-
14:33	17.0	19.9	14:33	44.3	47.9	-
14:34	9.0	20.0	14:34	40.3	48.0	-
14:35	12.5	19.8	14:35	40.3	47.4	-
14:36	6.3	18.6	14:36	38.0	46.8	-
14:37	12.8	17.0	14:37	48.5	47.2	-
14:38	12.3	15.7	14:38	48.3	46.1	-
14:39	17.5	15.5	14:39	50.0	46.2	-

Grand Union Bowling Alley Site
BCP #360222
150 Westchester Avenue, Port Chester
January 8, 2025

PARTICULATE DATA						
Upwind			Downwind			Exceeds Particulate Alarm Limit
Time	Concentration (ug/m^3)	15-Min Avg Concentration (ug/m^3)	Time	Concentration (ug/m^3)	15-Min Avg Concentration (ug/m^3)	
14:40	12.0	15.7	14:40	51.0	46.5	-
14:41	9.8	15.8	14:41	44.8	46.5	-
14:42	9.3	15.9	14:42	46.0	46.6	-
14:43	33.5	17.1	14:43	58.5	47.7	-
14:44	71.3	20.2	14:44	60.5	48.5	-
14:45	27.3	20.5	14:45	59.0	49.2	-
14:46	28.5	19.6	14:46	50.5	48.5	-
14:47	23.0	20.1	14:47	59.8	49.3	-
14:48	8.3	19.5	14:48	46.0	49.4	-
14:49	11.5	19.7	14:49	43.0	49.6	-
14:50	14.5	19.8	14:50	38.5	49.5	-
14:51	23.8	21.0	14:51	46.8	50.1	-
14:52	25.0	21.8	14:52	63.0	51.0	-
14:53	13.5	21.9	14:53	45.5	50.9	-
14:54	17.5	21.9	14:54	41.8	50.3	-
14:55	122.5	29.3	14:55	64.3	51.2	-
14:56	44.3	31.6	14:56	59.5	52.2	-
14:57	24.3	32.6	14:57	43.8	52.0	-
14:58	17.3	31.5	14:58	50.5	51.5	-
14:59	31.0	28.8	14:59	53.3	51.0	-
15:00	34.3	29.3	15:00	51.8	50.5	-
15:01	16.0	28.4	15:01	46.0	50.2	-
15:02	7.8	27.4	15:02	40.3	48.9	-
15:03	9.8	27.5	15:03	41.8	48.6	-
15:04	6.5	27.2	15:04	41.0	48.5	-
15:05	14.5	27.2	15:05	44.3	48.9	-
15:06	8.0	26.1	15:06	42.0	48.6	-
15:07	9.3	25.1	15:07	39.8	47.0	-
15:08	7.0	24.7	15:08	40.8	46.7	-
15:09	16.3	24.6	15:09	37.5	46.4	-
15:10	281.0	35.1	15:10	52.3	45.6	-
15:11	18.8	33.4	15:11	46.8	44.8	-
15:12	6.8	32.3	15:12	40.0	44.5	-
15:13	10.3	31.8	15:13	41.0	43.9	-
15:14	905.8	90.1	15:14	37.3	42.8	-
15:15	14.3	88.8	15:15	46.0	42.4	-
15:16	12.0	88.5	15:16	53.5	42.9	-
15:17	6.5	88.4	15:17	39.5	42.9	-
15:18	8.3	88.3	15:18	43.5	43.0	-
15:19	7.3	88.4	15:19	38.8	42.9	-
15:20	6.5	87.9	15:20	36.5	42.3	-

Grand Union Bowling Alley Site
BCP #360222
150 Westchester Avenue, Port Chester
January 8, 2025

Wednesday, January 8, 2025						
Number of Instances Where Downwind VOCs Exceeds Upwind VOCs + 5 =						0
Number of Comparable Data Points =						354
Start Time:						9:11
End Time:						15:20
PID DATA						
Upwind			Downwind			
Time	Concentration (ppm)	15-Min Avg Concentration (ppm)	Time	Concentration (ppm)	15-Min Avg Concentration (ppm)	Exceeds VOC Alarm Limit
9:11	0.0	-	9:11	-	-	-
9:12	0.0	-	9:12	0.0	-	-
9:13	0.0	-	9:13	0.0	-	-
9:14	0.0	-	9:14	0.0	-	-
9:15	0.0	-	9:15	0.0	-	-
9:16	0.0	-	9:16	0.0	-	-
9:17	0.0	-	9:17	0.0	-	-
9:18	0.0	-	9:18	0.0	-	-
9:19	0.0	-	9:19	0.0	-	-
9:20	0.0	-	9:20	0.0	-	-
9:21	0.0	-	9:21	0.0	-	-
9:22	0.0	-	9:22	0.0	-	-
9:23	0.0	-	9:23	0.0	-	-
9:24	0.0	-	9:24	0.0	-	-
9:25	0.0	-	9:25	0.0	-	-
9:26	0.0	0.0	9:26	0.0	-	-
9:27	0.0	0.0	9:27	0.0	0.0	-
9:28	0.0	0.0	9:28	0.0	0.0	-
9:29	0.0	0.0	9:29	0.0	0.0	-
9:30	0.0	0.0	9:30	0.0	0.0	-
9:31	0.0	0.0	9:31	0.0	0.0	-
9:32	0.0	0.0	9:32	0.0	0.0	-
9:33	0.0	0.0	9:33	0.0	0.0	-
9:34	0.0	0.0	9:34	0.0	0.0	-
9:35	0.0	0.0	9:35	0.0	0.0	-
9:36	0.0	0.0	9:36	0.0	0.0	-
9:37	0.0	0.0	9:37	0.0	0.0	-
9:38	0.0	0.0	9:38	0.0	0.0	-
9:39	0.0	0.0	9:39	0.0	0.0	-
9:40	0.0	0.0	9:40	0.0	0.0	-
9:41	0.0	0.0	9:41	0.0	0.0	-
9:42	0.0	0.0	9:42	0.0	0.0	-
9:43	0.0	0.0	9:43	0.0	0.0	-
9:44	0.0	0.0	9:44	0.0	0.0	-
9:45	0.0	0.0	9:45	0.0	0.0	-
9:46	0.0	0.0	9:46	0.0	0.0	-
9:47	0.0	0.0	9:47	0.0	0.0	-
9:48	0.0	0.0	9:48	0.0	0.0	-
9:49	0.0	0.0	9:49	0.0	0.0	-
9:50	0.0	0.0	9:50	0.0	0.0	-
9:51	0.0	0.0	9:51	0.0	0.0	-
9:52	0.0	0.0	9:52	0.0	0.0	-
9:53	0.0	0.0	9:53	0.0	0.0	-

Grand Union Bowling Alley Site
BCP #360222
150 Westchester Avenue, Port Chester
January 8, 2025

PID DATA						
Upwind			Downwind			Exceeds VOC Alarm Limit
Time	Concentration (ppm)	15-Min Avg Concentration (ppm)	Time	Concentration (ppm)	15-Min Avg Concentration (ppm)	
9:54	0.0	0.0	9:54	0.0	0.0	-
9:55	0.0	0.0	9:55	0.0	0.0	-
9:56	0.0	0.0	9:56	0.0	0.0	-
9:57	0.0	0.0	9:57	0.0	0.0	-
9:58	0.0	0.0	9:58	0.0	0.0	-
9:59	0.0	0.0	9:59	0.0	0.0	-
10:00	0.0	0.0	10:00	0.0	0.0	-
10:01	0.0	0.0	10:01	0.0	0.0	-
10:02	0.0	0.0	10:02	0.0	0.0	-
10:03	0.0	0.0	10:03	0.0	0.0	-
10:04	0.0	0.0	10:04	0.0	0.0	-
10:05	0.0	0.0	10:05	0.0	0.0	-
10:06	0.0	0.0	10:06	0.0	0.0	-
10:07	0.0	0.0	10:07	0.0	0.0	-
10:08	0.0	0.0	10:08	0.0	0.0	-
10:09	0.0	0.0	10:09	0.0	0.0	-
10:10	0.0	0.0	10:10	0.0	0.0	-
10:11	0.0	0.0	10:11	0.0	0.0	-
10:12	0.0	0.0	10:12	0.0	0.0	-
10:13	0.0	0.0	10:13	0.0	0.0	-
10:14	0.0	0.0	10:14	0.0	0.0	-
10:15	0.0	0.0	10:15	0.0	0.0	-
10:16	0.0	0.0	10:16	0.0	0.0	-
10:17	0.0	0.0	10:17	0.0	0.0	-
10:18	0.0	0.0	10:18	0.0	0.0	-
10:19	0.0	0.0	10:19	0.0	0.0	-
10:20	0.0	0.0	10:20	0.0	0.0	-
10:21	0.0	0.0	10:21	0.0	0.0	-
10:22	0.0	0.0	10:22	0.0	0.0	-
10:23	0.0	0.0	10:23	0.0	0.0	-
10:24	0.0	0.0	10:24	0.0	0.0	-
10:25	0.0	0.0	10:25	0.0	0.0	-
10:26	0.0	0.0	10:26	0.0	0.0	-
10:27	0.0	0.0	10:27	0.0	0.0	-
10:28	0.0	0.0	10:28	0.0	0.0	-
10:29	0.0	0.0	10:29	0.0	0.0	-
10:30	0.0	0.0	10:30	0.0	0.0	-
10:31	0.0	0.0	10:31	0.0	0.0	-
10:32	0.0	0.0	10:32	0.0	0.0	-
10:33	0.0	0.0	10:33	0.0	0.0	-
10:34	0.0	0.0	10:34	0.0	0.0	-
10:35	0.0	0.0	10:35	0.0	0.0	-
10:36	0.0	0.0	10:36	0.0	0.0	-
10:37	0.0	0.0	10:37	0.0	0.0	-
10:38	0.0	0.0	10:38	0.0	0.0	-
10:39	0.0	0.0	10:39	0.0	0.0	-
10:40	0.0	0.0	10:40	0.0	0.0	-
10:41	0.0	0.0	10:41	0.0	0.0	-

Grand Union Bowling Alley Site
BCP #360222
150 Westchester Avenue, Port Chester
January 8, 2025

PID DATA						
Upwind			Downwind			
Time	Concentration (ppm)	15-Min Avg Concentration (ppm)	Time	Concentration (ppm)	15-Min Avg Concentration (ppm)	Exceeds VOC Alarm Limit
10:42	0.0	0.0	10:42	0.0	0.0	-
10:43	0.0	0.0	10:43	0.0	0.0	-
10:44	0.0	0.0	10:44	0.0	0.0	-
10:45	0.0	0.0	10:45	0.0	0.0	-
10:46	0.0	0.0	10:46	0.0	0.0	-
10:47	0.0	0.0	10:47	0.0	0.0	-
10:48	0.0	0.0	10:48	0.0	0.0	-
10:49	0.0	0.0	10:49	0.0	0.0	-
10:50	0.0	0.0	10:50	0.0	0.0	-
10:51	0.0	0.0	10:51	0.0	0.0	-
10:52	0.0	0.0	10:52	0.0	0.0	-
10:53	0.0	0.0	10:53	0.0	0.0	-
10:54	0.0	0.0	10:54	0.0	0.0	-
10:55	0.0	0.0	10:55	0.0	0.0	-
10:56	0.0	0.0	10:56	0.0	0.0	-
10:57	0.0	0.0	10:57	0.0	0.0	-
10:58	0.0	0.0	10:58	0.0	0.0	-
10:59	0.0	0.0	10:59	0.0	0.0	-
11:00	0.0	0.0	11:00	0.0	0.0	-
11:01	0.0	0.0	11:01	0.0	0.0	-
11:02	0.0	0.0	11:02	0.0	0.0	-
11:03	0.0	0.0	11:03	0.0	0.0	-
11:04	0.0	0.0	11:04	0.0	0.0	-
11:05	0.0	0.0	11:05	0.0	0.0	-
11:06	0.0	0.0	11:06	0.0	0.0	-
11:07	0.0	0.0	11:07	0.0	0.0	-
11:08	0.0	0.0	11:08	0.0	0.0	-
11:09	0.0	0.0	11:09	0.0	0.0	-
11:10	0.0	0.0	11:10	0.0	0.0	-
11:11	0.0	0.0	11:11	0.0	0.0	-
11:12	0.0	0.0	11:12	0.0	0.0	-
11:13	0.0	0.0	11:13	0.0	0.0	-
11:14	0.0	0.0	11:14	0.0	0.0	-
11:15	0.0	0.0	11:15	0.0	0.0	-
11:16	0.0	0.0	11:16	0.0	0.0	-
11:17	0.0	0.0	11:17	0.0	0.0	-
11:18	0.0	0.0	11:18	0.0	0.0	-
11:19	0.0	0.0	11:19	0.0	0.0	-
11:20	0.0	0.0	11:20	0.0	0.0	-
11:21	0.0	0.0	11:21	0.0	0.0	-
11:22	0.0	0.0	11:22	0.0	0.0	-
11:23	0.0	0.0	11:23	0.0	0.0	-
11:24	0.0	0.0	11:24	0.0	0.0	-
11:25	0.0	0.0	11:25	0.0	0.0	-
11:26	0.0	0.0	11:26	0.0	0.0	-
11:27	0.0	0.0	11:27	0.0	0.0	-
11:28	0.0	0.0	11:28	0.0	0.0	-
11:29	0.0	0.0	11:29	0.0	0.0	-

Grand Union Bowling Alley Site
BCP #360222
150 Westchester Avenue, Port Chester
January 8, 2025

PID DATA						
Upwind			Downwind			
Time	Concentration (ppm)	15-Min Avg Concentration (ppm)	Time	Concentration (ppm)	15-Min Avg Concentration (ppm)	Exceeds VOC Alarm Limit
11:30	0.0	0.0	11:30	0.0	0.0	-
11:31	0.0	0.0	11:31	0.0	0.0	-
11:32	0.0	0.0	11:32	0.0	0.0	-
11:33	0.0	0.0	11:33	0.0	0.0	-
11:34	0.0	0.0	11:34	0.0	0.0	-
11:35	0.0	0.0	11:35	0.0	0.0	-
11:36	0.0	0.0	11:36	0.0	0.0	-
11:37	0.0	0.0	11:37	0.0	0.0	-
11:38	0.0	0.0	11:38	0.0	0.0	-
11:39	0.0	0.0	11:39	0.0	0.0	-
11:40	0.0	0.0	11:40	0.0	0.0	-
11:41	0.0	0.0	11:41	0.0	0.0	-
11:42	0.0	0.0	11:42	0.0	0.0	-
11:43	0.0	0.0	11:43	0.0	0.0	-
11:44	0.0	0.0	11:44	0.0	0.0	-
11:45	0.0	0.0	11:45	0.0	0.0	-
11:46	0.0	0.0	11:46	0.0	0.0	-
11:47	0.0	0.0	11:47	0.0	0.0	-
11:48	0.0	0.0	11:48	0.0	0.0	-
11:49	0.0	0.0	11:49	0.0	0.0	-
11:50	0.0	0.0	11:50	0.0	0.0	-
11:51	0.0	0.0	11:51	0.0	0.0	-
11:52	0.0	0.0	11:52	0.0	0.0	-
11:53	0.0	0.0	11:53	0.0	0.0	-
11:54	0.0	0.0	11:54	0.0	0.0	-
11:55	0.0	0.0	11:55	0.0	0.0	-
11:56	0.0	0.0	11:56	0.0	0.0	-
11:57	0.0	0.0	11:57	0.0	0.0	-
11:58	0.0	0.0	11:58	0.0	0.0	-
11:59	0.0	0.0	11:59	0.0	0.0	-
12:00	0.0	0.0	12:00	0.0	0.0	-
12:01	0.0	0.0	12:01	0.0	0.0	-
12:02	0.0	0.0	12:02	0.0	0.0	-
12:03	0.0	0.0	12:03	0.0	0.0	-
12:04	0.0	0.0	12:04	0.0	0.0	-
12:05	0.0	0.0	12:05	0.0	0.0	-
12:06	0.0	0.0	12:06	0.0	0.0	-
12:07	0.0	0.0	12:07	0.0	0.0	-
12:08	0.0	0.0	12:08	0.0	0.0	-
12:09	0.0	0.0	12:09	0.0	0.0	-
12:10	0.0	0.0	12:10	0.0	0.0	-
12:11	0.0	0.0	12:11	0.0	0.0	-
12:12	0.0	0.0	12:12	0.0	0.0	-
12:13	0.0	0.0	12:13	0.0	0.0	-
12:14	0.0	0.0	12:14	0.0	0.0	-
12:15	0.0	0.0	12:15	0.0	0.0	-
12:16	0.0	0.0	12:16	0.0	0.0	-
12:17	0.0	0.0	12:17	0.0	0.0	-

Grand Union Bowling Alley Site
BCP #360222
150 Westchester Avenue, Port Chester
January 8, 2025

PID DATA						
Upwind			Downwind			
Time	Concentration (ppm)	15-Min Avg Concentration (ppm)	Time	Concentration (ppm)	15-Min Avg Concentration (ppm)	Exceeds VOC Alarm Limit
12:18	0.0	0.0	12:18	0.0	0.0	-
12:19	0.0	0.0	12:19	0.0	0.0	-
12:20	0.0	0.0	12:20	0.0	0.0	-
12:21	0.0	0.0	12:21	0.0	0.0	-
12:22	0.0	0.0	12:22	0.0	0.0	-
12:23	0.0	0.0	12:23	0.0	0.0	-
12:24	0.0	0.0	12:24	0.0	0.0	-
12:25	0.0	0.0	12:25	0.0	0.0	-
12:26	0.0	0.0	12:26	0.0	0.0	-
12:27	0.0	0.0	12:27	0.0	0.0	-
12:28	0.0	0.0	12:28	0.0	0.0	-
12:29	0.0	0.0	12:29	0.0	0.0	-
12:30	0.0	0.0	12:30	0.0	0.0	-
12:31	0.0	0.0	12:31	0.0	0.0	-
12:32	0.0	0.0	12:32	0.0	0.0	-
12:33	0.0	0.0	12:33	0.0	0.0	-
12:34	0.0	0.0	12:34	0.0	0.0	-
12:35	0.0	0.0	12:35	0.0	0.0	-
12:36	0.0	0.0	12:36	0.0	0.0	-
12:37	0.0	0.0	12:37	0.0	0.0	-
12:38	0.0	0.0	12:38	0.0	0.0	-
12:39	0.0	0.0	12:39	0.0	0.0	-
12:40	0.0	0.0	12:40	0.0	0.0	-
12:41	0.0	0.0	12:41	0.0	0.0	-
12:42	0.0	0.0	12:42	0.0	0.0	-
12:43	0.0	0.0	12:43	0.0	0.0	-
12:44	0.0	0.0	12:44	0.0	0.0	-
12:45	0.0	0.0	12:45	0.0	0.0	-
12:46	0.0	0.0	12:46	0.0	0.0	-
12:47	0.0	0.0	12:47	0.0	0.0	-
12:48	0.0	0.0	12:48	0.0	0.0	-
12:49	0.0	0.0	12:49	0.0	0.0	-
12:50	0.0	0.0	12:50	0.0	0.0	-
12:51	0.0	0.0	12:51	0.0	0.0	-
12:52	0.0	0.0	12:52	0.0	0.0	-
12:53	0.0	0.0	12:53	0.0	0.0	-
12:54	0.0	0.0	12:54	0.0	0.0	-
12:55	0.0	0.0	12:55	0.0	0.0	-
12:56	0.0	0.0	12:56	0.0	0.0	-
12:57	0.0	0.0	12:57	0.0	0.0	-
12:58	0.0	0.0	12:58	0.0	0.0	-
12:59	0.0	0.0	12:59	0.0	0.0	-
13:00	0.0	0.0	13:00	0.0	0.0	-
13:01	0.0	0.0	13:01	0.0	0.0	-
13:02	0.0	0.0	13:02	0.0	0.0	-
13:03	0.0	0.0	13:03	0.0	0.0	-
13:04	0.0	0.0	13:04	0.0	0.0	-
13:05	0.0	0.0	13:05	0.0	0.0	-

Grand Union Bowling Alley Site
BCP #360222
150 Westchester Avenue, Port Chester
January 8, 2025

PID DATA						
Upwind			Downwind			
Time	Concentration (ppm)	15-Min Avg Concentration (ppm)	Time	Concentration (ppm)	15-Min Avg Concentration (ppm)	Exceeds VOC Alarm Limit
13:06	0.0	0.0	13:06	0.0	0.0	-
13:07	0.0	0.0	13:07	0.0	0.0	-
13:08	0.0	0.0	13:08	0.0	0.0	-
13:09	0.0	0.0	13:09	0.0	0.0	-
13:10	0.0	0.0	13:10	0.0	0.0	-
13:11	0.0	0.0	13:11	0.0	0.0	-
13:12	0.0	0.0	13:12	0.0	0.0	-
13:13	0.0	0.0	13:13	0.0	0.0	-
13:14	0.0	0.0	13:14	0.0	0.0	-
13:15	0.0	0.0	13:15	0.0	0.0	-
13:16	0.0	0.0	13:16	0.0	0.0	-
13:17	0.0	0.0	13:17	0.0	0.0	-
13:18	0.0	0.0	13:18	0.0	0.0	-
13:19	0.0	0.0	13:19	0.0	0.0	-
13:20	0.0	0.0	13:20	0.0	0.0	-
13:21	0.0	0.0	13:21	0.0	0.0	-
13:22	0.0	0.0	13:22	0.0	0.0	-
13:23	0.0	0.0	13:23	0.0	0.0	-
13:24	0.0	0.0	13:24	0.0	0.0	-
13:25	0.0	0.0	13:25	0.0	0.0	-
13:26	0.0	0.0	13:26	0.0	0.0	-
13:27	0.0	0.0	13:27	0.0	0.0	-
13:28	0.0	0.0	13:28	0.0	0.0	-
13:29	0.0	0.0	13:29	0.0	0.0	-
13:30	0.0	0.0	13:30	0.0	0.0	-
13:31	0.0	0.0	13:31	0.0	0.0	-
13:32	0.0	0.0	13:32	0.0	0.0	-
13:33	0.0	0.0	13:33	0.0	0.0	-
13:34	0.0	0.0	13:34	0.0	0.0	-
13:35	0.0	0.0	13:35	0.0	0.0	-
13:36	0.0	0.0	13:36	0.0	0.0	-
13:37	0.0	0.0	13:37	0.0	0.0	-
13:38	0.0	0.0	13:38	0.0	0.0	-
13:39	0.0	0.0	13:39	0.0	0.0	-
13:40	0.0	0.0	13:40	0.0	0.0	-
13:41	0.0	0.0	13:41	0.0	0.0	-
13:42	0.0	0.0	13:42	0.0	0.0	-
13:43	0.0	0.0	13:43	0.0	0.0	-
13:44	0.0	0.0	13:44	0.0	0.0	-
13:45	0.0	0.0	13:45	0.0	0.0	-
13:46	0.0	0.0	13:46	0.0	0.0	-
13:47	0.0	0.0	13:47	0.0	0.0	-
13:48	0.0	0.0	13:48	0.0	0.0	-
13:49	0.0	0.0	13:49	0.0	0.0	-
13:50	0.0	0.0	13:50	0.0	0.0	-
13:51	0.0	0.0	13:51	0.0	0.0	-
13:52	0.0	0.0	13:52	0.0	0.0	-
13:53	0.0	0.0	13:53	0.0	0.0	-

Grand Union Bowling Alley Site
BCP #360222
150 Westchester Avenue, Port Chester
January 8, 2025

PID DATA						
Upwind			Downwind			
Time	Concentration (ppm)	15-Min Avg Concentration (ppm)	Time	Concentration (ppm)	15-Min Avg Concentration (ppm)	Exceeds VOC Alarm Limit
13:54	0.0	0.0	13:54	0.0	0.0	-
13:55	0.0	0.0	13:55	0.0	0.0	-
13:56	0.0	0.0	13:56	0.0	0.0	-
13:57	0.0	0.0	13:57	0.0	0.0	-
13:58	0.0	0.0	13:58	0.0	0.0	-
13:59	0.0	0.0	13:59	0.0	0.0	-
14:00	0.0	0.0	14:00	0.0	0.0	-
14:01	0.0	0.0	14:01	0.0	0.0	-
14:02	0.0	0.0	14:02	0.0	0.0	-
14:03	0.0	0.0	14:03	0.0	0.0	-
14:04	0.0	0.0	14:04	0.0	0.0	-
14:05	0.0	0.0	14:05	0.0	0.0	-
14:06	0.0	0.0	14:06	0.0	0.0	-
14:07	0.0	0.0	14:07	0.0	0.0	-
14:08	0.0	0.0	14:08	0.0	0.0	-
14:09	0.0	0.0	14:09	0.0	0.0	-
14:10	0.0	0.0	14:10	0.0	0.0	-
14:11	0.0	0.0	14:11	0.0	0.0	-
14:12	0.0	0.0	14:12	0.0	0.0	-
14:13	0.0	0.0	14:13	0.0	0.0	-
14:14	0.0	0.0	14:14	0.0	0.0	-
14:15	0.0	0.0	14:15	0.0	0.0	-
14:16	0.0	0.0	14:16	0.0	0.0	-
14:17	0.0	0.0	14:17	0.0	0.0	-
14:18	0.0	0.0	14:18	0.0	0.0	-
14:19	0.0	0.0	14:19	0.0	0.0	-
14:20	0.0	0.0	14:20	0.0	0.0	-
14:21	0.0	0.0	14:21	0.0	0.0	-
14:22	0.0	0.0	14:22	0.0	0.0	-
14:23	0.0	0.0	14:23	0.0	0.0	-
14:24	0.0	0.0	14:24	0.0	0.0	-
14:25	0.0	0.0	14:25	0.0	0.0	-
14:26	0.0	0.0	14:26	0.0	0.0	-
14:27	0.0	0.0	14:27	0.0	0.0	-
14:28	0.0	0.0	14:28	0.0	0.0	-
14:29	0.0	0.0	14:29	0.0	0.0	-
14:30	0.0	0.0	14:30	0.0	0.0	-
14:31	0.0	0.0	14:31	0.0	0.0	-
14:32	0.0	0.0	14:32	0.0	0.0	-
14:33	0.0	0.0	14:33	0.0	0.0	-
14:34	0.0	0.0	14:34	0.0	0.0	-
14:35	0.0	0.0	14:35	0.0	0.0	-
14:36	0.0	0.0	14:36	0.0	0.0	-
14:37	0.0	0.0	14:37	0.0	0.0	-
14:38	0.0	0.0	14:38	0.0	0.0	-
14:39	0.0	0.0	14:39	0.0	0.0	-
14:40	0.0	0.0	14:40	0.0	0.0	-
14:41	0.0	0.0	14:41	0.0	0.0	-

Grand Union Bowling Alley Site
BCP #360222
150 Westchester Avenue, Port Chester
January 8, 2025

PID DATA						
Upwind			Downwind			
Time	Concentration (ppm)	15-Min Avg Concentration (ppm)	Time	Concentration (ppm)	15-Min Avg Concentration (ppm)	Exceeds VOC Alarm Limit
14:42	0.0	0.0	14:42	0.0	0.0	-
14:43	0.0	0.0	14:43	0.0	0.0	-
14:44	0.0	0.0	14:44	0.0	0.0	-
14:45	0.0	0.0	14:45	0.0	0.0	-
14:46	0.0	0.0	14:46	0.0	0.0	-
14:47	0.0	0.0	14:47	0.0	0.0	-
14:48	0.0	0.0	14:48	0.0	0.0	-
14:49	0.0	0.0	14:49	0.0	0.0	-
14:50	0.0	0.0	14:50	0.0	0.0	-
14:51	0.0	0.0	14:51	0.0	0.0	-
14:52	0.0	0.0	14:52	0.0	0.0	-
14:53	0.0	0.0	14:53	0.0	0.0	-
14:54	0.0	0.0	14:54	0.0	0.0	-
14:55	0.0	0.0	14:55	0.0	0.0	-
14:56	0.0	0.0	14:56	0.0	0.0	-
14:57	0.0	0.0	14:57	0.0	0.0	-
14:58	0.0	0.0	14:58	0.0	0.0	-
14:59	0.0	0.0	14:59	0.0	0.0	-
15:00	0.0	0.0	15:00	0.0	0.0	-
15:01	0.0	0.0	15:01	0.0	0.0	-
15:02	0.0	0.0	15:02	0.0	0.0	-
15:03	0.0	0.0	15:03	0.0	0.0	-
15:04	0.0	0.0	15:04	0.0	0.0	-
15:05	0.0	0.0	15:05	0.0	0.0	-
15:06	0.0	0.0	15:06	0.0	0.0	-
15:07	0.0	0.0	15:07	0.0	0.0	-
15:08	0.0	0.0	15:08	0.0	0.0	-
15:09	0.0	0.0	15:09	0.0	0.0	-
15:10	0.0	0.0	15:10	0.0	0.0	-
15:11	0.0	0.0	15:11	0.0	0.0	-
15:12	0.0	0.0	15:12	0.0	0.0	-
15:13	0.0	0.0	15:13	0.0	0.0	-
15:14	0.0	0.0	15:14	0.0	0.0	-
15:15	0.0	0.0	15:15	0.0	0.0	-
15:16	0.0	0.0	15:16	0.0	0.0	-
15:17	0.0	0.0	15:17	0.0	0.0	-
15:18	0.0	0.0	15:18	0.0	0.0	-
15:19	0.0	0.0	15:19	0.0	0.0	-
15:20	0.0	0.0	15:20	0.0	0.0	-

SESI CONSULTING ENGINEERS

959 US-46 Floor 3, Suite 300 - Parsippany-Troy Hills, NJ

DAILY AIR MONITORING REPORT
150 Westchester Avenue
Port Chester, New York

01/09/2025

Rev. No. 0	Page 1 of 2
Project Number: 11895A	
Dust Action Level	150 µg/m^3
VOC Action Level	5 ppm

Weather Data Range for Work Day		Wind Direction	NW	Relative Humidity (%)	46.0 - 60.0	Daily Rain Total (in)	0.00	Readings in the summary table and graphs below are the reported downwind concentrations.
Temperature (°F)	24.0 - 34.0	Wind Speed (MPH)	8.4 - 15.8	Barometer (inHg)	29.70 - 29.70	Avg. Dew Point Temp (°F)	14.5	

Station Location	Daily Avg. Dust Concentration (µg/m^3)	Max 15-Min Dust Concentration (µg/m^3)	Time of Max Dust Reading	Daily Avg. VOC Concentration (ppm)	Max 15-Min VOC Concentration (ppm)	Time of Max VOC Reading
Upwind	17.0	35.3	12:35	0.0	0.0	8:50
Downwind	37.1	57.8	12:43	0.0	0.0	8:52

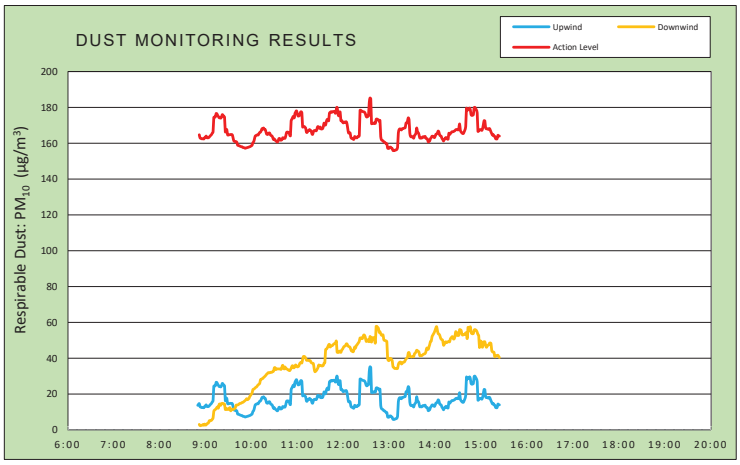

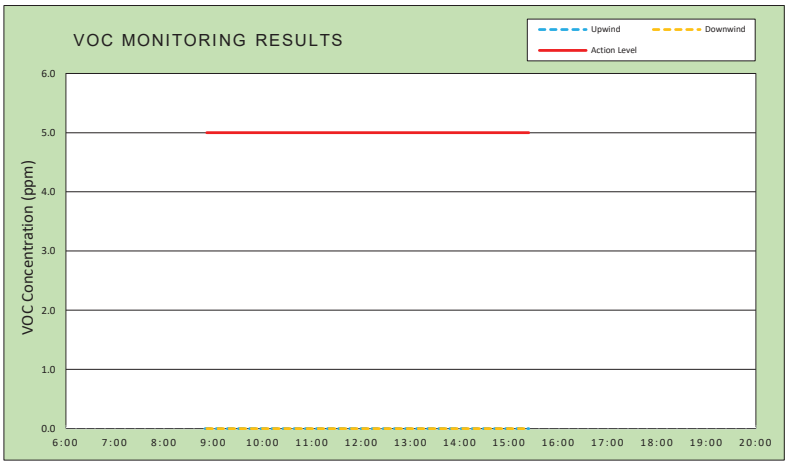

Air Monitoring Notes:

Weather Notes:

EMILCOTT
A Triumvirate Environmental Company

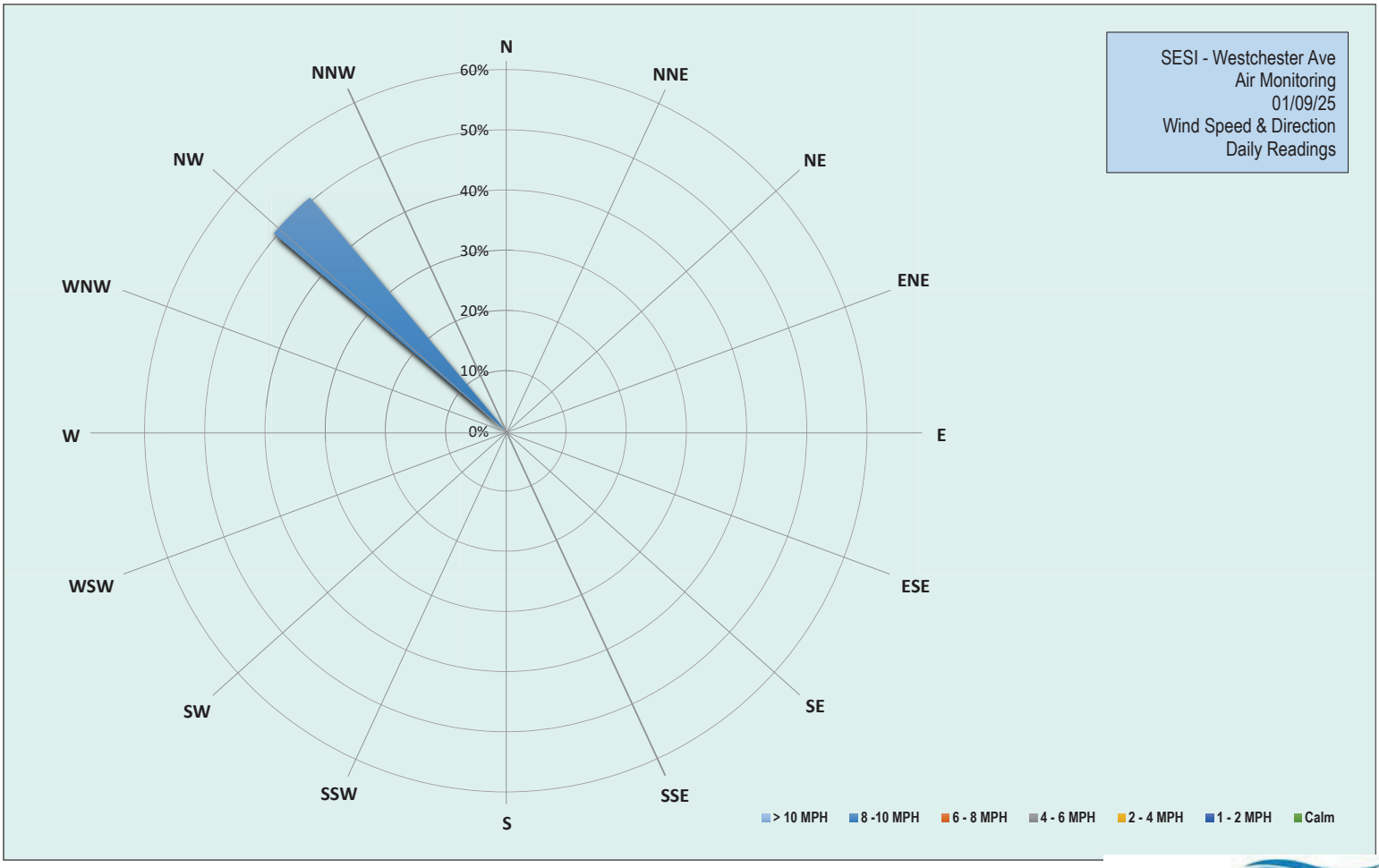

EMILCOTT
A Triumvirate Environmental Company

Grand Union Bowling Alley Site
BCP #360222
150 Westchester Avenue, Port Chester
January 9, 2025

Thursday, January 9, 2025

Number of Instances Where Downwind Particulates Exceeds Upwind Particulate + 150 =	**0**
Number of Comparable Data Points =	**393**
Start Time:	**8:35**
End Time:	**15:24**

PARTICULATE DATA

Upwind			Downwind			
Time	**Concentration (ug/m^3)**	**15-Min Avg Concentration (ug/m^3)**	**Time**	**Concentration (ug/m^3)**	**15-Min Avg Concentration (ug/m^3)**	**Exceeds Particulate Alarm Limit**
8:35	-1.3	-	8:35	-	-	-
8:36	6.0	-	8:36	-	-	-
8:37	3.3	-	8:37	0.0	-	-
8:38	37.8	-	8:38	20.0	-	-
8:39	9.5	-	8:39	-0.5	-	-
8:40	10.3	-	8:40	-0.5	-	-
8:41	9.8	-	8:41	-1.0	-	-
8:42	10.5	-	8:42	-2.5	-	-
8:43	14.8	-	8:43	7.3	-	-
8:44	11.3	-	8:44	-0.8	-	-
8:45	9.5	-	8:45	8.8	-	-
8:46	9.5	-	8:46	0.0	-	-
8:47	30.5	-	8:47	6.3	-	-
8:48	19.8	-	8:48	3.3	-	-
8:49	12.0	-	8:49	0.0	-	-
8:50	12.0	13.8	8:50	0.3	-	-
8:51	13.8	14.3	8:51	3.8	-	-
8:52	10.3	14.7	8:52	2.3	3.1	-
8:53	11.3	13.0	8:53	9.0	2.4	-
8:54	6.3	12.8	8:54	1.8	2.5	-
8:55	6.8	12.5	8:55	0.0	2.6	-
8:56	9.0	12.5	8:56	2.3	2.8	-
8:57	12.3	12.6	8:57	1.8	3.1	-
8:58	11.5	12.4	8:58	0.5	2.6	-
8:59	23.3	13.2	8:59	9.8	3.3	-
9:00	11.5	13.3	9:00	0.5	2.8	-
9:01	20.3	14.0	9:01	1.0	2.8	-
9:02	17.0	13.1	9:02	15.8	3.5	-
9:03	18.5	13.0	9:03	6.5	3.7	-
9:04	12.8	13.1	9:04	4.0	3.9	-
9:05	17.5	13.5	9:05	18.0	5.1	-
9:06	21.5	14.0	9:06	1.5	5.0	-
9:07	17.0	14.4	9:07	7.3	5.3	-
9:08	18.0	14.9	9:08	10.3	5.4	-
9:09	18.3	15.7	9:09	11.0	6.0	-
9:10	16.3	16.3	9:10	10.0	6.7	-
9:11	131.8	24.5	9:11	58.8	10.4	-
9:12	13.8	24.6	9:12	11.8	11.1	-
9:13	12.5	24.7	9:13	5.5	11.4	-
9:14	51.8	26.6	9:14	16.3	11.9	-
9:15	10.0	26.5	9:15	10.8	12.6	-
9:16	6.8	25.6	9:16	5.5	12.9	-

Grand Union Bowling Alley Site
BCP #360222
150 Westchester Avenue, Port Chester
January 9, 2025

PARTICULATE DATA						
Upwind			Downwind			Exceeds Particulate Alarm Limit
Time	Concentration (ug/m^3)	15-Min Avg Concentration (ug/m^3)	Time	Concentration (ug/m^3)	15-Min Avg Concentration (ug/m^3)	
9:17	7.5	24.9	9:17	5.5	12.2	-
9:18	7.5	24.2	9:18	39.0	14.3	-
9:19	15.5	24.4	9:19	6.5	14.5	-
9:20	11.8	24.0	9:20	6.8	13.8	-
9:21	31.3	24.6	9:21	15.3	14.7	-
9:22	36.5	25.9	9:22	10.0	14.9	-
9:23	13.8	25.7	9:23	9.3	14.8	-
9:24	7.0	24.9	9:24	7.3	14.5	-
9:25	12.5	24.7	9:25	8.0	14.4	-
9:26	8.0	16.4	9:26	13.5	11.4	-
9:27	34.5	17.8	9:27	13.8	11.5	-
9:28	9.0	17.6	9:28	11.8	11.9	-
9:29	8.0	14.6	9:29	9.5	11.5	-
9:30	9.3	14.6	9:30	10.0	11.4	-
9:31	8.8	14.7	9:31	13.8	12.0	-
9:32	8.8	14.8	9:32	12.5	12.5	-
9:33	8.5	14.9	9:33	12.3	10.7	-
9:34	13.5	14.7	9:34	15.8	11.3	-
9:35	13.0	14.8	9:35	12.0	11.6	-
9:36	8.8	13.3	9:36	11.8	11.4	-
9:37	9.0	11.5	9:37	13.3	11.6	-
9:38	6.5	11.0	9:38	13.5	11.9	-
9:39	7.0	11.0	9:39	13.0	12.3	-
9:40	8.0	10.7	9:40	30.3	13.8	-
9:41	8.3	10.7	9:41	15.5	13.9	-
9:42	7.8	8.9	9:42	15.0	14.0	-
9:43	6.8	8.8	9:43	13.8	14.1	-
9:44	5.5	8.6	9:44	14.8	14.5	-
9:45	6.3	8.4	9:45	14.8	14.8	-
9:46	5.8	8.2	9:46	14.8	14.9	-
9:47	6.5	8.1	9:47	15.0	15.0	-
9:48	7.8	8.0	9:48	17.3	15.4	-
9:49	7.5	7.6	9:49	16.8	15.4	-
9:50	12.3	7.6	9:50	17.0	15.8	-
9:51	6.8	7.4	9:51	17.0	16.1	-
9:52	5.8	7.2	9:52	18.8	16.5	-
9:53	8.8	7.4	9:53	20.0	16.9	-
9:54	8.8	7.5	9:54	21.5	17.5	-
9:55	10.3	7.6	9:55	21.8	16.9	-
9:56	9.8	7.7	9:56	20.3	17.2	-
9:57	10.5	7.9	9:57	21.8	17.7	-
9:58	9.0	8.1	9:58	30.0	18.8	-
9:59	8.5	8.3	9:59	22.8	19.3	-
10:00	11.5	8.6	10:00	25.5	20.0	-
10:01	9.8	8.9	10:01	24.0	20.6	-
10:02	27.5	10.3	10:02	43.3	22.5	-
10:03	15.0	10.8	10:03	21.3	22.8	-
10:04	29.5	12.2	10:04	20.8	23.0	-
10:05	37.8	13.9	10:05	23.5	23.5	-

Grand Union Bowling Alley Site
BCP #360222
150 Westchester Avenue, Port Chester
January 9, 2025

PARTICULATE DATA						
Upwind			Downwind			Exceeds Particulate Alarm Limit
Time	Concentration (ug/m^3)	15-Min Avg Concentration (ug/m^3)	Time	Concentration (ug/m^3)	15-Min Avg Concentration (ug/m^3)	
10:06	11.5	14.3	10:06	22.8	23.9	-
10:07	10.3	14.6	10:07	22.5	24.1	-
10:08	9.8	14.6	10:08	29.3	24.7	-
10:09	8.5	14.6	10:09	29.0	25.2	-
10:10	22.8	15.4	10:10	26.5	25.5	-
10:11	19.0	16.1	10:11	28.3	26.1	-
10:12	12.8	16.2	10:12	52.5	28.1	-
10:13	23.0	17.1	10:13	31.0	28.2	-
10:14	23.5	18.1	10:14	29.5	28.6	-
10:15	9.3	18.0	10:15	26.5	28.7	-
10:16	18.0	18.5	10:16	33.0	29.3	-
10:17	14.8	17.7	10:17	48.0	29.6	-
10:18	15.5	17.7	10:18	28.5	30.1	-
10:19	11.5	16.5	10:19	27.0	30.5	-
10:20	15.8	15.1	10:20	32.8	31.1	-
10:21	13.3	15.2	10:21	27.5	31.5	-
10:22	7.8	15.0	10:22	30.3	32.0	-
10:23	20.5	15.7	10:23	29.0	32.0	-
10:24	7.3	15.6	10:24	28.0	31.9	-
10:25	8.0	14.7	10:25	31.3	32.2	-
10:26	13.0	14.3	10:26	27.5	32.2	-
10:27	9.5	14.0	10:27	53.8	32.2	-
10:28	9.5	13.1	10:28	37.0	32.6	-
10:29	7.0	12.0	10:29	31.5	32.8	-
10:30	15.0	12.4	10:30	55.0	34.7	-
10:31	7.5	11.7	10:31	34.5	34.8	-
10:32	10.0	11.4	10:32	32.0	33.7	-
10:33	9.0	11.0	10:33	32.5	34.0	-
10:34	6.8	10.7	10:34	28.8	34.1	-
10:35	25.3	11.3	10:35	32.3	34.1	-
10:36	32.8	12.6	10:36	27.8	34.1	-
10:37	8.3	12.6	10:37	30.0	34.1	-
10:38	7.3	11.7	10:38	26.5	33.9	-
10:39	7.5	11.8	10:39	27.0	33.8	-
10:40	11.8	12.0	10:40	51.5	35.2	-
10:41	29.3	13.1	10:41	41.5	36.1	-
10:42	6.5	12.9	10:42	32.8	34.7	-
10:43	7.5	12.8	10:43	27.0	34.0	-
10:44	7.3	12.8	10:44	48.5	35.2	-
10:45	35.5	14.1	10:45	41.0	34.2	-
10:46	35.5	16.0	10:46	32.3	34.1	-
10:47	13.8	16.3	10:47	29.5	33.9	-
10:48	6.3	16.1	10:48	26.5	33.5	-
10:49	6.5	16.1	10:49	26.5	33.4	-
10:50	7.8	14.9	10:50	27.8	33.1	-
10:51	20.5	14.1	10:51	37.0	33.7	-
10:52	135.3	22.5	10:52	40.3	34.4	-
10:53	20.3	23.4	10:53	43.8	35.5	-
10:54	22.5	24.4	10:54	31.8	35.8	-

Grand Union Bowling Alley Site
BCP #360222
150 Westchester Avenue, Port Chester
January 9, 2025

PARTICULATE DATA						
Upwind			Downwind			Exceeds Particulate Alarm Limit
Time	Concentration (ug/m^3)	15-Min Avg Concentration (ug/m^3)	Time	Concentration (ug/m^3)	15-Min Avg Concentration (ug/m^3)	
10:55	21.5	25.1	10:55	35.3	34.8	-
10:56	15.5	24.1	10:56	42.0	34.8	-
10:57	44.0	26.6	10:57	46.5	35.7	-
10:58	19.5	27.4	10:58	35.8	36.3	-
10:59	17.5	28.1	10:59	39.3	35.7	-
11:00	11.8	26.5	11:00	33.5	35.2	-
11:01	15.0	25.2	11:01	35.3	35.4	-
11:02	14.8	25.2	11:02	33.8	35.7	-
11:03	11.8	25.6	11:03	45.0	36.9	-
11:04	28.5	27.1	11:04	35.5	37.5	-
11:05	16.0	27.6	11:05	30.3	37.7	-
11:06	11.3	27.0	11:06	33.0	37.4	-
11:07	15.3	19.0	11:07	71.5	39.5	-
11:08	23.8	19.2	11:08	66.5	41.0	-
11:09	25.0	19.4	11:09	32.5	41.0	-
11:10	14.0	18.9	11:10	31.3	40.8	-
11:11	8.5	18.4	11:11	31.3	40.1	-
11:12	8.0	16.0	11:12	29.3	38.9	-
11:13	21.3	16.2	11:13	35.3	38.9	-
11:14	29.0	16.9	11:14	39.0	38.9	-
11:15	13.0	17.0	11:15	32.8	38.8	-
11:16	25.0	17.7	11:16	32.0	38.6	-
11:17	6.0	17.1	11:17	35.0	38.7	-
11:18	9.5	16.9	11:18	30.8	37.7	-
11:19	7.3	15.5	11:19	30.3	37.4	-
11:20	6.3	14.9	11:20	28.3	37.2	-
11:21	32.3	16.3	11:21	30.3	37.1	-
11:22	26.5	17.0	11:22	31.8	34.4	-
11:23	25.0	17.1	11:23	38.0	32.5	-
11:24	23.0	17.0	11:24	37.5	32.8	-
11:25	14.3	17.0	11:25	36.8	33.2	-
11:26	31.3	18.5	11:26	42.3	33.9	-
11:27	21.0	19.4	11:27	42.0	34.8	-
11:28	11.0	18.7	11:28	57.5	36.3	-
11:29	24.0	18.4	11:29	31.8	35.8	-
11:30	23.8	19.1	11:30	35.8	36.0	-
11:31	8.8	18.0	11:31	31.5	36.0	-
11:32	7.5	18.1	11:32	31.3	35.7	-
11:33	9.5	18.1	11:33	31.8	35.8	-
11:34	25.8	19.3	11:34	34.3	36.0	-
11:35	35.5	21.3	11:35	46.8	37.3	-
11:36	20.0	20.5	11:36	33.3	37.5	-
11:37	22.8	20.2	11:37	142.8	44.9	-
11:38	54.0	22.1	11:38	40.8	45.1	-
11:39	39.5	23.2	11:39	46.5	45.7	-
11:40	15.3	23.3	11:40	49.5	46.5	-
11:41	20.3	22.6	11:41	57.3	47.5	-
11:42	84.3	26.8	11:42	45.3	47.7	-
11:43	17.3	27.2	11:43	35.8	46.3	-

Grand Union Bowling Alley Site
BCP #360222
150 Westchester Avenue, Port Chester
January 9, 2025

PARTICULATE DATA						
Upwind			Downwind			Exceeds Particulate Alarm Limit
Time	Concentration (ug/m^3)	15-Min Avg Concentration (ug/m^3)	Time	Concentration (ug/m^3)	15-Min Avg Concentration (ug/m^3)	
11:44	29.8	27.6	11:44	41.8	46.9	-
11:45	18.5	27.2	11:45	36.8	47.0	-
11:46	14.3	27.6	11:46	33.8	47.2	-
11:47	8.3	27.7	11:47	39.0	47.7	-
11:48	10.8	27.7	11:48	37.5	48.1	-
11:49	17.8	27.2	11:49	38.0	48.3	-
11:50	29.0	26.8	11:50	48.3	48.4	-
11:51	51.3	28.9	11:51	50.5	49.6	-
11:52	40.5	30.0	11:52	50.0	43.4	-
11:53	10.0	27.1	11:53	42.0	43.5	-
11:54	12.0	25.3	11:54	44.3	43.3	-
11:55	48.0	27.5	11:55	60.5	44.0	-
11:56	19.5	27.4	11:56	51.5	43.7	-
11:57	11.0	22.5	11:57	39.8	43.3	-
11:58	19.3	22.7	11:58	55.3	44.6	-
11:59	20.3	22.0	11:59	47.8	45.0	-
12:00	8.0	21.3	12:00	49.3	45.8	-
12:01	21.5	21.8	12:01	44.5	46.5	-
12:02	7.3	21.7	12:02	42.3	46.8	-
12:03	12.0	21.8	12:03	43.0	47.1	-
12:04	20.8	22.0	12:04	51.5	48.0	-
12:05	9.5	20.7	12:05	47.5	48.0	-
12:06	10.0	18.0	12:06	37.0	47.1	-
12:07	6.3	15.7	12:07	43.3	46.6	-
12:08	11.5	15.8	12:08	39.5	46.5	-
12:09	12.3	15.8	12:09	38.0	46.0	-
12:10	10.0	13.3	12:10	43.0	44.9	-
12:11	11.3	12.7	12:11	38.3	44.0	-
12:12	11.8	12.8	12:12	47.0	44.5	-
12:13	11.8	12.3	12:13	42.0	43.6	-
12:14	18.5	12.2	12:14	66.3	44.8	-
12:15	32.5	13.8	12:15	71.8	46.3	-
12:16	12.5	13.2	12:16	34.3	45.6	-
12:17	7.5	13.2	12:17	62.5	47.0	-
12:18	8.8	13.0	12:18	50.5	47.5	-
12:19	33.0	13.8	12:19	61.5	48.2	-
12:20	8.0	13.7	12:20	56.3	48.7	-
12:21	18.0	14.2	12:21	49.0	49.5	-
12:22	219.3	28.4	12:22	70.5	51.4	-
12:23	10.3	28.4	12:23	37.5	51.2	-
12:24	7.5	28.0	12:24	39.3	51.3	-
12:25	6.5	27.8	12:25	37.5	50.9	-
12:26	8.3	27.6	12:26	56.8	52.2	-
12:27	10.5	27.5	12:27	60.3	53.1	-
12:28	7.5	27.2	12:28	36.3	52.7	-
12:29	5.5	26.4	12:29	47.8	51.4	-
12:30	11.5	25.0	12:30	41.8	49.4	-
12:31	7.0	24.6	12:31	41.0	49.9	-
12:32	17.8	25.3	12:32	69.5	50.4	-

Grand Union Bowling Alley Site
BCP #360222
150 Westchester Avenue, Port Chester
January 9, 2025

PARTICULATE DATA						
Upwind			Downwind			Exceeds Particulate Alarm Limit
Time	Concentration (ug/m^3)	15-Min Avg Concentration (ug/m^3)	Time	Concentration (ug/m^3)	15-Min Avg Concentration (ug/m^3)	
12:33	7.8	25.2	12:33	36.3	49.4	-
12:34	143.0	32.6	12:34	60.5	49.3	-
12:35	48.8	35.3	12:35	97.8	52.1	-
12:36	10.8	34.8	12:36	36.8	51.3	-
12:37	10.5	20.9	12:37	36.5	49.0	-
12:38	13.8	21.1	12:38	73.3	51.4	-
12:39	5.8	21.0	12:39	40.5	51.5	-
12:40	10.3	21.2	12:40	37.5	51.5	-
12:41	11.5	21.5	12:41	36.0	50.1	-
12:42	5.0	21.1	12:42	37.5	48.6	-
12:43	41.8	23.4	12:43	174.8	57.8	-
12:44	8.0	23.5	12:44	47.3	57.8	-
12:45	6.5	23.2	12:45	33.5	57.2	-
12:46	5.0	23.1	12:46	33.5	56.7	-
12:47	5.3	22.2	12:47	34.5	54.4	-
12:48	16.5	22.8	12:48	42.3	54.8	-
12:49	5.8	13.7	12:49	44.3	53.7	-
12:50	22.8	11.9	12:50	85.0	52.9	-
12:51	5.5	11.6	12:51	37.3	52.9	-
12:52	6.5	11.3	12:52	39.3	53.1	-
12:53	4.8	10.7	12:53	32.8	50.4	-
12:54	4.5	10.6	12:54	34.3	50.0	-
12:55	4.3	10.2	12:55	35.8	49.9	-
12:56	4.8	9.8	12:56	33.5	49.7	-
12:57	4.5	9.8	12:57	31.5	49.3	-
12:58	4.5	7.3	12:58	32.8	39.8	-
12:59	5.3	7.1	12:59	32.0	38.8	-
13:00	8.8	7.2	13:00	32.8	38.8	-
13:01	13.8	7.8	13:01	50.5	39.9	-
13:02	5.0	7.8	13:02	35.0	39.9	-
13:03	7.8	7.2	13:03	33.5	39.3	-
13:04	4.0	7.1	13:04	34.5	38.7	-
13:05	4.5	5.9	13:05	34.0	35.3	-
13:06	6.5	6.0	13:06	31.8	34.9	-
13:07	5.5	5.9	13:07	31.3	34.4	-
13:08	10.0	6.2	13:08	31.3	34.3	-
13:09	5.0	6.3	13:09	35.0	34.3	-
13:10	8.8	6.6	13:10	33.8	34.2	-
13:11	22.0	7.7	13:11	35.8	34.4	-
13:12	123.8	15.7	13:12	63.8	36.5	-
13:13	33.5	17.6	13:13	47.0	37.5	-
13:14	11.5	18.0	13:14	37.5	37.8	-
13:15	6.0	17.8	13:15	33.3	37.9	-
13:16	7.0	17.4	13:16	35.3	36.8	-
13:17	16.3	18.1	13:17	39.5	37.1	-
13:18	8.0	18.2	13:18	42.0	37.7	-
13:19	7.3	18.4	13:19	36.8	37.9	-
13:20	6.5	18.5	13:20	36.0	38.0	-
13:21	9.0	18.7	13:21	44.3	38.8	-

Grand Union Bowling Alley Site
BCP #360222
150 Westchester Avenue, Port Chester
January 9, 2025

PARTICULATE DATA						
Upwind			Downwind			Exceeds Particulate Alarm Limit
Time	Concentration (ug/m^3)	15-Min Avg Concentration (ug/m^3)	Time	Concentration (ug/m^3)	15-Min Avg Concentration (ug/m^3)	
13:22	44.3	21.3	13:22	42.5	39.6	-
13:23	9.3	21.2	13:23	38.3	40.0	-
13:24	23.5	22.4	13:24	43.3	40.6	-
13:25	35.5	24.2	13:25	70.3	43.0	-
13:26	6.5	23.2	13:26	38.5	43.2	-
13:27	10.5	15.6	13:27	39.3	41.6	-
13:28	6.5	13.8	13:28	37.3	40.9	-
13:29	7.0	13.5	13:29	35.3	40.8	-
13:30	9.0	13.7	13:30	35.0	40.9	-
13:31	4.3	13.6	13:31	36.3	41.0	-
13:32	4.8	12.8	13:32	38.3	40.9	-
13:33	28.3	14.1	13:33	65.8	42.5	-
13:34	17.8	14.8	13:34	42.8	42.9	-
13:35	16.3	15.5	13:35	46.3	43.5	-
13:36	55.0	18.6	13:36	59.0	44.5	-
13:37	9.0	16.2	13:37	37.3	44.2	-
13:38	5.8	16.0	13:38	34.5	43.9	-
13:39	5.5	14.8	13:39	35.0	43.4	-
13:40	7.8	12.9	13:40	41.5	41.5	-
13:41	8.5	13.1	13:41	41.5	41.7	-
13:42	8.0	12.9	13:42	36.3	41.5	-
13:43	8.3	13.0	13:43	39.0	41.6	-
13:44	16.5	13.6	13:44	41.3	42.0	-
13:45	6.5	13.5	13:45	40.3	42.3	-
13:46	4.8	13.5	13:46	37.8	42.4	-
13:47	10.0	13.9	13:47	42.5	42.7	-
13:48	12.3	12.8	13:48	80.3	43.7	-
13:49	13.8	12.5	13:49	72.3	45.6	-
13:50	15.0	12.4	13:50	45.5	45.6	-
13:51	29.8	10.8	13:51	49.3	44.9	-
13:52	13.0	11.0	13:52	58.5	46.4	-
13:53	10.3	11.3	13:53	54.3	47.7	-
13:54	25.3	12.6	13:54	61.0	49.4	-
13:55	14.5	13.1	13:55	44.5	49.6	-
13:56	21.8	14.0	13:56	77.8	52.0	-
13:57	5.5	13.8	13:57	49.3	52.9	-
13:58	8.8	13.8	13:58	50.8	53.7	-
13:59	5.3	13.1	13:59	53.3	54.5	-
14:00	17.0	13.8	14:00	57.8	55.6	-
14:01	22.8	15.0	14:01	56.0	56.9	-
14:02	12.5	15.2	14:02	55.0	57.7	-
14:03	19.5	15.6	14:03	48.5	55.6	-
14:04	31.5	16.8	14:04	45.3	53.8	-
14:05	6.3	16.2	14:05	41.0	53.5	-
14:06	5.3	14.6	14:06	41.0	52.9	-
14:07	6.0	14.1	14:07	37.3	51.5	-
14:08	6.8	13.9	14:08	41.0	50.6	-
14:09	6.3	12.6	14:09	58.0	50.4	-
14:10	8.3	12.2	14:10	36.5	49.9	-

Grand Union Bowling Alley Site
BCP #360222
150 Westchester Avenue, Port Chester
January 9, 2025

PARTICULATE DATA						
Upwind			Downwind			Exceeds Particulate Alarm Limit
Time	Concentration (ug/m^3)	15-Min Avg Concentration (ug/m^3)	Time	Concentration (ug/m^3)	15-Min Avg Concentration (ug/m^3)	
14:11	7.0	11.2	14:11	39.0	47.3	-
14:12	21.8	12.3	14:12	57.3	47.8	-
14:13	9.5	12.4	14:13	60.8	48.5	-
14:14	17.8	13.2	14:14	64.3	49.2	-
14:15	13.8	13.0	14:15	49.8	48.7	-
14:16	13.8	12.4	14:16	61.0	49.0	-
14:17	10.5	12.3	14:17	57.3	49.2	-
14:18	69.0	15.6	14:18	53.5	49.5	-
14:19	21.0	14.9	14:19	40.3	49.2	-
14:20	15.0	15.4	14:20	66.5	50.9	-
14:21	12.3	15.9	14:21	48.5	51.4	-
14:22	13.5	16.4	14:22	46.3	52.0	-
14:23	7.3	16.4	14:23	41.3	52.0	-
14:24	7.3	16.5	14:24	39.3	50.8	-
14:25	13.0	16.8	14:25	39.0	50.9	-
14:26	10.3	17.0	14:26	59.5	52.3	-
14:27	29.8	17.6	14:27	96.5	54.9	-
14:28	10.8	17.7	14:28	46.5	54.0	-
14:29	18.5	17.7	14:29	46.3	52.8	-
14:30	9.3	17.4	14:30	70.5	54.1	-
14:31	26.3	18.2	14:31	40.5	52.8	-
14:32	49.0	20.8	14:32	106.0	56.0	-
14:33	15.0	17.2	14:33	50.0	55.8	-
14:34	7.8	16.3	14:34	37.5	55.6	-
14:35	7.0	15.8	14:35	35.5	53.5	-
14:36	7.0	15.4	14:36	39.0	52.9	-
14:37	13.8	15.5	14:37	52.3	53.3	-
14:38	22.0	16.4	14:38	40.5	53.3	-
14:39	23.0	17.5	14:39	42.3	53.5	-
14:40	41.0	19.4	14:40	50.8	54.2	-
14:41	162.3	29.5	14:41	56.5	54.0	-
14:42	13.8	28.4	14:42	50.3	51.0	-
14:43	18.5	28.9	14:43	141.3	57.3	-
14:44	15.0	28.7	14:44	42.0	57.0	-
14:45	23.5	29.7	14:45	45.8	55.3	-
14:46	12.8	28.8	14:46	75.3	57.7	-
14:47	6.8	25.9	14:47	57.8	54.4	-
14:48	9.0	25.5	14:48	40.5	53.8	-
14:49	9.3	25.6	14:49	35.8	53.7	-
14:50	11.8	26.0	14:50	37.8	53.8	-
14:51	65.8	29.9	14:51	67.5	55.7	-
14:52	16.5	30.1	14:52	56.3	56.0	-
14:53	10.0	29.3	14:53	37.8	55.8	-
14:54	12.0	28.5	14:54	36.5	55.4	-
14:55	16.8	26.9	14:55	36.8	54.5	-
14:56	6.8	16.5	14:56	37.8	53.3	-
14:57	20.3	17.0	14:57	41.0	52.6	-
14:58	24.0	17.3	14:58	41.3	46.0	-
14:59	19.3	17.6	14:59	94.8	49.5	-

Grand Union Bowling Alley Site
BCP #360222
150 Westchester Avenue, Port Chester
January 9, 2025

PARTICULATE DATA						
Upwind			Downwind			Exceeds Particulate Alarm Limit
Time	Concentration (ug/m^3)	15-Min Avg Concentration (ug/m^3)	Time	Concentration (ug/m^3)	15-Min Avg Concentration (ug/m^3)	
15:00	22.8	17.6	15:00	46.8	49.6	-
15:01	6.3	17.1	15:01	40.0	47.2	-
15:02	21.8	18.1	15:02	42.3	46.2	-
15:03	40.5	20.2	15:03	79.5	48.8	-
15:04	44.5	22.6	15:04	42.8	49.2	-
15:05	9.5	22.4	15:05	37.3	49.2	-
15:06	7.5	18.6	15:06	39.8	47.4	-
15:07	8.8	18.0	15:07	37.5	46.1	-
15:08	11.8	18.2	15:08	47.5	46.8	-
15:09	8.0	17.9	15:09	44.3	47.3	-
15:10	14.5	17.7	15:10	39.8	47.5	-
15:11	14.5	18.3	15:11	51.5	48.4	-
15:12	8.0	17.4	15:12	43.5	48.6	-
15:13	7.3	16.3	15:13	37.0	48.3	-
15:14	5.5	15.4	15:14	36.0	44.4	-
15:15	9.3	14.5	15:15	35.8	43.6	-
15:16	11.0	14.8	15:16	38.3	43.5	-
15:17	9.3	14.0	15:17	38.8	43.3	-
15:18	38.0	13.8	15:18	43.5	40.9	-
15:19	25.8	12.6	15:19	52.8	41.5	-
15:20	7.0	12.4	15:20	35.8	41.4	-
15:21	8.3	12.5	15:21	39.5	41.4	-
15:22	38.3	14.4	15:22	42.0	41.7	-
15:23	7.0	14.1	15:23	37.3	41.0	-
15:24	6.5	14.0	15:24	35.3	40.4	-

Grand Union Bowling Alley Site
BCP #360222
150 Westchester Avenue, Port Chester
January 9, 2025

Thursday, January 9, 2025						
Number of Instances Where Downwind VOCs Exceeds Upwind VOCs + 5 =						0
Number of Comparable Data Points =						393
Start Time:						8:35
End Time:						15:24
PID DATA						
Upwind			Downwind			Exceeds VOC Alarm Limit
Time	Concentration (ppm)	15-Min Avg Concentration (ppm)	Time	Concentration (ppm)	15-Min Avg Concentration (ppm)	
8:35	0.0	-	8:35	-	-	-
8:36	0.0	-	8:36	-	-	-
8:37	0.0	-	8:37	0.0	-	-
8:38	0.0	-	8:38	0.0	-	-
8:39	0.0	-	8:39	0.0	-	-
8:40	0.0	-	8:40	0.0	-	-
8:41	0.0	-	8:41	0.0	-	-
8:42	0.0	-	8:42	0.0	-	-
8:43	0.0	-	8:43	0.0	-	-
8:44	0.0	-	8:44	0.0	-	-
8:45	0.0	-	8:45	0.0	-	-
8:46	0.0	-	8:46	0.0	-	-
8:47	0.0	-	8:47	0.0	-	-
8:48	0.0	-	8:48	0.0	-	-
8:49	0.0	-	8:49	0.0	-	-
8:50	0.0	0.0	8:50	0.0	-	-
8:51	0.0	0.0	8:51	0.0	-	-
8:52	0.0	0.0	8:52	0.0	0.0	-
8:53	0.0	0.0	8:53	0.0	0.0	-
8:54	0.0	0.0	8:54	0.0	0.0	-
8:55	0.0	0.0	8:55	0.0	0.0	-
8:56	0.0	0.0	8:56	0.0	0.0	-
8:57	0.0	0.0	8:57	0.0	0.0	-
8:58	0.0	0.0	8:58	0.0	0.0	-
8:59	0.0	0.0	8:59	0.0	0.0	-
9:00	0.0	0.0	9:00	0.0	0.0	-
9:01	0.0	0.0	9:01	0.0	0.0	-
9:02	0.0	0.0	9:02	0.0	0.0	-
9:03	0.0	0.0	9:03	0.0	0.0	-
9:04	0.0	0.0	9:04	0.0	0.0	-
9:05	0.0	0.0	9:05	0.0	0.0	-
9:06	0.0	0.0	9:06	0.0	0.0	-
9:07	0.0	0.0	9:07	0.0	0.0	-
9:08	0.0	0.0	9:08	0.0	0.0	-
9:09	0.0	0.0	9:09	0.0	0.0	-
9:10	0.0	0.0	9:10	0.0	0.0	-
9:11	0.0	0.0	9:11	0.0	0.0	-
9:12	0.0	0.0	9:12	0.0	0.0	-
9:13	0.0	0.0	9:13	0.0	0.0	-
9:14	0.0	0.0	9:14	0.0	0.0	-
9:15	0.0	0.0	9:15	0.0	0.0	-
9:16	0.0	0.0	9:16	0.0	0.0	-
9:17	0.0	0.0	9:17	0.0	0.0	-

Grand Union Bowling Alley Site
BCP #360222
150 Westchester Avenue, Port Chester
January 9, 2025

PID DATA						
Upwind			Downwind			
Time	Concentration (ppm)	15-Min Avg Concentration (ppm)	Time	Concentration (ppm)	15-Min Avg Concentration (ppm)	Exceeds VOC Alarm Limit
9:18	0.0	0.0	9:18	0.0	0.0	-
9:19	0.0	0.0	9:19	0.0	0.0	-
9:20	0.0	0.0	9:20	0.0	0.0	-
9:21	0.0	0.0	9:21	0.0	0.0	-
9:22	0.0	0.0	9:22	0.0	0.0	-
9:23	0.0	0.0	9:23	0.0	0.0	-
9:24	0.0	0.0	9:24	0.0	0.0	-
9:25	0.0	0.0	9:25	0.0	0.0	-
9:26	0.0	0.0	9:26	0.0	0.0	-
9:27	0.0	0.0	9:27	0.0	0.0	-
9:28	0.0	0.0	9:28	0.0	0.0	-
9:29	0.0	0.0	9:29	0.0	0.0	-
9:30	0.0	0.0	9:30	0.0	0.0	-
9:31	0.0	0.0	9:31	0.0	0.0	-
9:32	0.0	0.0	9:32	0.0	0.0	-
9:33	0.0	0.0	9:33	0.0	0.0	-
9:34	0.0	0.0	9:34	0.0	0.0	-
9:35	0.0	0.0	9:35	0.0	0.0	-
9:36	0.0	0.0	9:36	0.0	0.0	-
9:37	0.0	0.0	9:37	0.0	0.0	-
9:38	0.0	0.0	9:38	0.0	0.0	-
9:39	0.0	0.0	9:39	0.0	0.0	-
9:40	0.0	0.0	9:40	0.0	0.0	-
9:41	0.0	0.0	9:41	0.0	0.0	-
9:42	0.0	0.0	9:42	0.0	0.0	-
9:43	0.0	0.0	9:43	0.0	0.0	-
9:44	0.0	0.0	9:44	0.0	0.0	-
9:45	0.0	0.0	9:45	0.0	0.0	-
9:46	0.0	0.0	9:46	0.0	0.0	-
9:47	0.0	0.0	9:47	0.0	0.0	-
9:48	0.0	0.0	9:48	0.0	0.0	-
9:49	0.0	0.0	9:49	0.0	0.0	-
9:50	0.0	0.0	9:50	0.0	0.0	-
9:51	0.0	0.0	9:51	0.0	0.0	-
9:52	0.0	0.0	9:52	0.0	0.0	-
9:53	0.0	0.0	9:53	0.0	0.0	-
9:54	0.0	0.0	9:54	0.0	0.0	-
9:55	0.0	0.0	9:55	0.0	0.0	-
9:56	0.0	0.0	9:56	0.0	0.0	-
9:57	0.0	0.0	9:57	0.0	0.0	-
9:58	0.0	0.0	9:58	0.0	0.0	-
9:59	0.0	0.0	9:59	0.0	0.0	-
10:00	0.0	0.0	10:00	0.0	0.0	-
10:01	0.0	0.0	10:01	0.0	0.0	-
10:02	0.0	0.0	10:02	0.0	0.0	-
10:03	0.0	0.0	10:03	0.0	0.0	-
10:04	0.0	0.0	10:04	0.0	0.0	-
10:05	0.0	0.0	10:05	0.0	0.0	-

Grand Union Bowling Alley Site
BCP #360222
150 Westchester Avenue, Port Chester
January 9, 2025

PID DATA						
Upwind			Downwind			
Time	Concentration (ppm)	15-Min Avg Concentration (ppm)	Time	Concentration (ppm)	15-Min Avg Concentration (ppm)	Exceeds VOC Alarm Limit
10:06	0.0	0.0	10:06	0.0	0.0	-
10:07	0.0	0.0	10:07	0.0	0.0	-
10:08	0.0	0.0	10:08	0.0	0.0	-
10:09	0.0	0.0	10:09	0.0	0.0	-
10:10	0.0	0.0	10:10	0.0	0.0	-
10:11	0.0	0.0	10:11	0.0	0.0	-
10:12	0.0	0.0	10:12	0.0	0.0	-
10:13	0.0	0.0	10:13	0.0	0.0	-
10:14	0.0	0.0	10:14	0.0	0.0	-
10:15	0.0	0.0	10:15	0.0	0.0	-
10:16	0.0	0.0	10:16	0.0	0.0	-
10:17	0.0	0.0	10:17	0.0	0.0	-
10:18	0.0	0.0	10:18	0.0	0.0	-
10:19	0.0	0.0	10:19	0.0	0.0	-
10:20	0.0	0.0	10:20	0.0	0.0	-
10:21	0.0	0.0	10:21	0.0	0.0	-
10:22	0.0	0.0	10:22	0.0	0.0	-
10:23	0.0	0.0	10:23	0.0	0.0	-
10:24	0.0	0.0	10:24	0.0	0.0	-
10:25	0.0	0.0	10:25	0.0	0.0	-
10:26	0.0	0.0	10:26	0.0	0.0	-
10:27	0.0	0.0	10:27	0.0	0.0	-
10:28	0.0	0.0	10:28	0.0	0.0	-
10:29	0.0	0.0	10:29	0.0	0.0	-
10:30	0.0	0.0	10:30	0.0	0.0	-
10:31	0.0	0.0	10:31	0.0	0.0	-
10:32	0.0	0.0	10:32	0.0	0.0	-
10:33	0.0	0.0	10:33	0.0	0.0	-
10:34	0.0	0.0	10:34	0.0	0.0	-
10:35	0.0	0.0	10:35	0.0	0.0	-
10:36	0.0	0.0	10:36	0.0	0.0	-
10:37	0.0	0.0	10:37	0.0	0.0	-
10:38	0.0	0.0	10:38	0.0	0.0	-
10:39	0.0	0.0	10:39	0.0	0.0	-
10:40	0.0	0.0	10:40	0.0	0.0	-
10:41	0.0	0.0	10:41	0.0	0.0	-
10:42	0.0	0.0	10:42	0.0	0.0	-
10:43	0.0	0.0	10:43	0.0	0.0	-
10:44	0.0	0.0	10:44	0.0	0.0	-
10:45	0.0	0.0	10:45	0.0	0.0	-
10:46	0.0	0.0	10:46	0.0	0.0	-
10:47	0.0	0.0	10:47	0.0	0.0	-
10:48	0.0	0.0	10:48	0.0	0.0	-
10:49	0.0	0.0	10:49	0.0	0.0	-
10:50	0.0	0.0	10:50	0.0	0.0	-
10:51	0.0	0.0	10:51	0.0	0.0	-
10:52	0.0	0.0	10:52	0.0	0.0	-
10:53	0.0	0.0	10:53	0.0	0.0	-

Grand Union Bowling Alley Site
BCP #360222
150 Westchester Avenue, Port Chester
January 9, 2025

PID DATA						
Upwind			Downwind			
Time	Concentration (ppm)	15-Min Avg Concentration (ppm)	Time	Concentration (ppm)	15-Min Avg Concentration (ppm)	Exceeds VOC Alarm Limit
10:54	0.0	0.0	10:54	0.0	0.0	-
10:55	0.0	0.0	10:55	0.0	0.0	-
10:56	0.0	0.0	10:56	0.0	0.0	-
10:57	0.0	0.0	10:57	0.0	0.0	-
10:58	0.0	0.0	10:58	0.0	0.0	-
10:59	0.0	0.0	10:59	0.0	0.0	-
11:00	0.0	0.0	11:00	0.0	0.0	-
11:01	0.0	0.0	11:01	0.0	0.0	-
11:02	0.0	0.0	11:02	0.0	0.0	-
11:03	0.0	0.0	11:03	0.0	0.0	-
11:04	0.0	0.0	11:04	0.0	0.0	-
11:05	0.0	0.0	11:05	0.0	0.0	-
11:06	0.0	0.0	11:06	0.0	0.0	-
11:07	0.0	0.0	11:07	0.0	0.0	-
11:08	0.0	0.0	11:08	0.0	0.0	-
11:09	0.0	0.0	11:09	0.0	0.0	-
11:10	0.0	0.0	11:10	0.0	0.0	-
11:11	0.0	0.0	11:11	0.0	0.0	-
11:12	0.0	0.0	11:12	0.0	0.0	-
11:13	0.0	0.0	11:13	0.0	0.0	-
11:14	0.0	0.0	11:14	0.0	0.0	-
11:15	0.0	0.0	11:15	0.0	0.0	-
11:16	0.0	0.0	11:16	0.0	0.0	-
11:17	0.0	0.0	11:17	0.0	0.0	-
11:18	0.0	0.0	11:18	0.0	0.0	-
11:19	0.0	0.0	11:19	0.0	0.0	-
11:20	0.0	0.0	11:20	0.0	0.0	-
11:21	0.0	0.0	11:21	0.0	0.0	-
11:22	0.0	0.0	11:22	0.0	0.0	-
11:23	0.0	0.0	11:23	0.0	0.0	-
11:24	0.0	0.0	11:24	0.0	0.0	-
11:25	0.0	0.0	11:25	0.0	0.0	-
11:26	0.0	0.0	11:26	0.0	0.0	-
11:27	0.0	0.0	11:27	0.0	0.0	-
11:28	0.0	0.0	11:28	0.0	0.0	-
11:29	0.0	0.0	11:29	0.0	0.0	-
11:30	0.0	0.0	11:30	0.0	0.0	-
11:31	0.0	0.0	11:31	0.0	0.0	-
11:32	0.0	0.0	11:32	0.0	0.0	-
11:33	0.0	0.0	11:33	0.0	0.0	-
11:34	0.0	0.0	11:34	0.0	0.0	-
11:35	0.0	0.0	11:35	0.0	0.0	-
11:36	0.0	0.0	11:36	0.0	0.0	-
11:37	0.0	0.0	11:37	0.0	0.0	-
11:38	0.0	0.0	11:38	0.0	0.0	-
11:39	0.0	0.0	11:39	0.0	0.0	-
11:40	0.0	0.0	11:40	0.0	0.0	-
11:41	0.0	0.0	11:41	0.0	0.0	-

Grand Union Bowling Alley Site
BCP #360222
150 Westchester Avenue, Port Chester
January 9, 2025

PID DATA						
Upwind			Downwind			
Time	Concentration (ppm)	15-Min Avg Concentration (ppm)	Time	Concentration (ppm)	15-Min Avg Concentration (ppm)	Exceeds VOC Alarm Limit
11:42	0.0	0.0	11:42	0.0	0.0	-
11:43	0.0	0.0	11:43	0.0	0.0	-
11:44	0.0	0.0	11:44	0.0	0.0	-
11:45	0.0	0.0	11:45	0.0	0.0	-
11:46	0.0	0.0	11:46	0.0	0.0	-
11:47	0.0	0.0	11:47	0.0	0.0	-
11:48	0.0	0.0	11:48	0.0	0.0	-
11:49	0.0	0.0	11:49	0.0	0.0	-
11:50	0.0	0.0	11:50	0.0	0.0	-
11:51	0.0	0.0	11:51	0.0	0.0	-
11:52	0.0	0.0	11:52	0.0	0.0	-
11:53	0.0	0.0	11:53	0.0	0.0	-
11:54	0.0	0.0	11:54	0.0	0.0	-
11:55	0.0	0.0	11:55	0.0	0.0	-
11:56	0.0	0.0	11:56	0.0	0.0	-
11:57	0.0	0.0	11:57	0.0	0.0	-
11:58	0.0	0.0	11:58	0.0	0.0	-
11:59	0.0	0.0	11:59	0.0	0.0	-
12:00	0.0	0.0	12:00	0.0	0.0	-
12:01	0.0	0.0	12:01	0.0	0.0	-
12:02	0.0	0.0	12:02	0.0	0.0	-
12:03	0.0	0.0	12:03	0.0	0.0	-
12:04	0.0	0.0	12:04	0.0	0.0	-
12:05	0.0	0.0	12:05	0.0	0.0	-
12:06	0.0	0.0	12:06	0.0	0.0	-
12:07	0.0	0.0	12:07	0.0	0.0	-
12:08	0.0	0.0	12:08	0.0	0.0	-
12:09	0.0	0.0	12:09	0.0	0.0	-
12:10	0.0	0.0	12:10	0.0	0.0	-
12:11	0.0	0.0	12:11	0.0	0.0	-
12:12	0.0	0.0	12:12	0.0	0.0	-
12:13	0.0	0.0	12:13	0.0	0.0	-
12:14	0.0	0.0	12:14	0.0	0.0	-
12:15	0.0	0.0	12:15	0.0	0.0	-
12:16	0.0	0.0	12:16	0.0	0.0	-
12:17	0.0	0.0	12:17	0.0	0.0	-
12:18	0.0	0.0	12:18	0.0	0.0	-
12:19	0.0	0.0	12:19	0.0	0.0	-
12:20	0.0	0.0	12:20	0.0	0.0	-
12:21	0.0	0.0	12:21	0.0	0.0	-
12:22	0.0	0.0	12:22	0.0	0.0	-
12:23	0.0	0.0	12:23	0.0	0.0	-
12:24	0.0	0.0	12:24	0.0	0.0	-
12:25	0.0	0.0	12:25	0.0	0.0	-
12:26	0.0	0.0	12:26	0.0	0.0	-
12:27	0.0	0.0	12:27	0.0	0.0	-
12:28	0.0	0.0	12:28	0.0	0.0	-
12:29	0.0	0.0	12:29	0.0	0.0	-

Grand Union Bowling Alley Site
BCP #360222
150 Westchester Avenue, Port Chester
January 9, 2025

PID DATA						
Upwind			Downwind			
Time	Concentration (ppm)	15-Min Avg Concentration (ppm)	Time	Concentration (ppm)	15-Min Avg Concentration (ppm)	Exceeds VOC Alarm Limit
12:30	0.0	0.0	12:30	0.0	0.0	-
12:31	0.0	0.0	12:31	0.0	0.0	-
12:32	0.0	0.0	12:32	0.0	0.0	-
12:33	0.0	0.0	12:33	0.0	0.0	-
12:34	0.0	0.0	12:34	0.0	0.0	-
12:35	0.0	0.0	12:35	0.0	0.0	-
12:36	0.0	0.0	12:36	0.0	0.0	-
12:37	0.0	0.0	12:37	0.0	0.0	-
12:38	0.0	0.0	12:38	0.0	0.0	-
12:39	0.0	0.0	12:39	0.0	0.0	-
12:40	0.0	0.0	12:40	0.0	0.0	-
12:41	0.0	0.0	12:41	0.0	0.0	-
12:42	0.0	0.0	12:42	0.0	0.0	-
12:43	0.0	0.0	12:43	0.0	0.0	-
12:44	0.0	0.0	12:44	0.0	0.0	-
12:45	0.0	0.0	12:45	0.0	0.0	-
12:46	0.0	0.0	12:46	0.0	0.0	-
12:47	0.0	0.0	12:47	0.0	0.0	-
12:48	0.0	0.0	12:48	0.0	0.0	-
12:49	0.0	0.0	12:49	0.0	0.0	-
12:50	0.0	0.0	12:50	0.0	0.0	-
12:51	0.0	0.0	12:51	0.0	0.0	-
12:52	0.0	0.0	12:52	0.0	0.0	-
12:53	0.0	0.0	12:53	0.0	0.0	-
12:54	0.0	0.0	12:54	0.0	0.0	-
12:55	0.0	0.0	12:55	0.0	0.0	-
12:56	0.0	0.0	12:56	0.0	0.0	-
12:57	0.0	0.0	12:57	0.0	0.0	-
12:58	0.0	0.0	12:58	0.0	0.0	-
12:59	0.0	0.0	12:59	0.0	0.0	-
13:00	0.0	0.0	13:00	0.0	0.0	-
13:01	0.0	0.0	13:01	0.0	0.0	-
13:02	0.0	0.0	13:02	0.0	0.0	-
13:03	0.0	0.0	13:03	0.0	0.0	-
13:04	0.0	0.0	13:04	0.0	0.0	-
13:05	0.0	0.0	13:05	0.0	0.0	-
13:06	0.0	0.0	13:06	0.0	0.0	-
13:07	0.0	0.0	13:07	0.0	0.0	-
13:08	0.0	0.0	13:08	0.0	0.0	-
13:09	0.0	0.0	13:09	0.0	0.0	-
13:10	0.0	0.0	13:10	0.0	0.0	-
13:11	0.0	0.0	13:11	0.0	0.0	-
13:12	0.0	0.0	13:12	0.0	0.0	-
13:13	0.0	0.0	13:13	0.0	0.0	-
13:14	0.0	0.0	13:14	0.0	0.0	-
13:15	0.0	0.0	13:15	0.0	0.0	-
13:16	0.0	0.0	13:16	0.0	0.0	-
13:17	0.0	0.0	13:17	0.0	0.0	-

Grand Union Bowling Alley Site
BCP #360222
150 Westchester Avenue, Port Chester
January 9, 2025

PID DATA						
Upwind			Downwind			
Time	Concentration (ppm)	15-Min Avg Concentration (ppm)	Time	Concentration (ppm)	15-Min Avg Concentration (ppm)	Exceeds VOC Alarm Limit
13:18	0.0	0.0	13:18	0.0	0.0	-
13:19	0.0	0.0	13:19	0.0	0.0	-
13:20	0.0	0.0	13:20	0.0	0.0	-
13:21	0.0	0.0	13:21	0.0	0.0	-
13:22	0.0	0.0	13:22	0.0	0.0	-
13:23	0.0	0.0	13:23	0.0	0.0	-
13:24	0.0	0.0	13:24	0.0	0.0	-
13:25	0.0	0.0	13:25	0.0	0.0	-
13:26	0.0	0.0	13:26	0.0	0.0	-
13:27	0.0	0.0	13:27	0.0	0.0	-
13:28	0.0	0.0	13:28	0.0	0.0	-
13:29	0.0	0.0	13:29	0.0	0.0	-
13:30	0.0	0.0	13:30	0.0	0.0	-
13:31	0.0	0.0	13:31	0.0	0.0	-
13:32	0.0	0.0	13:32	0.0	0.0	-
13:33	0.0	0.0	13:33	0.0	0.0	-
13:34	0.0	0.0	13:34	0.0	0.0	-
13:35	0.0	0.0	13:35	0.0	0.0	-
13:36	0.0	0.0	13:36	0.0	0.0	-
13:37	0.0	0.0	13:37	0.0	0.0	-
13:38	0.0	0.0	13:38	0.0	0.0	-
13:39	0.0	0.0	13:39	0.0	0.0	-
13:40	0.0	0.0	13:40	0.0	0.0	-
13:41	0.0	0.0	13:41	0.0	0.0	-
13:42	0.0	0.0	13:42	0.0	0.0	-
13:43	0.0	0.0	13:43	0.0	0.0	-
13:44	0.0	0.0	13:44	0.0	0.0	-
13:45	0.0	0.0	13:45	0.0	0.0	-
13:46	0.0	0.0	13:46	0.0	0.0	-
13:47	0.0	0.0	13:47	0.0	0.0	-
13:48	0.0	0.0	13:48	0.0	0.0	-
13:49	0.0	0.0	13:49	0.0	0.0	-
13:50	0.0	0.0	13:50	0.0	0.0	-
13:51	0.0	0.0	13:51	0.0	0.0	-
13:52	0.0	0.0	13:52	0.0	0.0	-
13:53	0.0	0.0	13:53	0.0	0.0	-
13:54	0.0	0.0	13:54	0.0	0.0	-
13:55	0.0	0.0	13:55	0.0	0.0	-
13:56	0.0	0.0	13:56	0.0	0.0	-
13:57	0.0	0.0	13:57	0.0	0.0	-
13:58	0.0	0.0	13:58	0.0	0.0	-
13:59	0.0	0.0	13:59	0.0	0.0	-
14:00	0.0	0.0	14:00	0.0	0.0	-
14:01	0.0	0.0	14:01	0.0	0.0	-
14:02	0.0	0.0	14:02	0.0	0.0	-
14:03	0.0	0.0	14:03	0.0	0.0	-
14:04	0.0	0.0	14:04	0.0	0.0	-
14:05	0.0	0.0	14:05	0.0	0.0	-

Grand Union Bowling Alley Site
BCP #360222
150 Westchester Avenue, Port Chester
January 9, 2025

PID DATA						
Upwind			Downwind			
Time	Concentration (ppm)	15-Min Avg Concentration (ppm)	Time	Concentration (ppm)	15-Min Avg Concentration (ppm)	Exceeds VOC Alarm Limit
14:06	0.0	0.0	14:06	0.0	0.0	-
14:07	0.0	0.0	14:07	0.0	0.0	-
14:08	0.0	0.0	14:08	0.0	0.0	-
14:09	0.0	0.0	14:09	0.0	0.0	-
14:10	0.0	0.0	14:10	0.0	0.0	-
14:11	0.0	0.0	14:11	0.0	0.0	-
14:12	0.0	0.0	14:12	0.0	0.0	-
14:13	0.0	0.0	14:13	0.0	0.0	-
14:14	0.0	0.0	14:14	0.0	0.0	-
14:15	0.0	0.0	14:15	0.0	0.0	-
14:16	0.0	0.0	14:16	0.0	0.0	-
14:17	0.0	0.0	14:17	0.0	0.0	-
14:18	0.0	0.0	14:18	0.0	0.0	-
14:19	0.0	0.0	14:19	0.0	0.0	-
14:20	0.0	0.0	14:20	0.0	0.0	-
14:21	0.0	0.0	14:21	0.0	0.0	-
14:22	0.0	0.0	14:22	0.0	0.0	-
14:23	0.0	0.0	14:23	0.0	0.0	-
14:24	0.0	0.0	14:24	0.0	0.0	-
14:25	0.0	0.0	14:25	0.0	0.0	-
14:26	0.0	0.0	14:26	0.0	0.0	-
14:27	0.0	0.0	14:27	0.0	0.0	-
14:28	0.0	0.0	14:28	0.0	0.0	-
14:29	0.0	0.0	14:29	0.0	0.0	-
14:30	0.0	0.0	14:30	0.0	0.0	-
14:31	0.0	0.0	14:31	0.0	0.0	-
14:32	0.0	0.0	14:32	0.0	0.0	-
14:33	0.0	0.0	14:33	0.0	0.0	-
14:34	0.0	0.0	14:34	0.0	0.0	-
14:35	0.0	0.0	14:35	0.0	0.0	-
14:36	0.0	0.0	14:36	0.0	0.0	-
14:37	0.0	0.0	14:37	0.0	0.0	-
14:38	0.0	0.0	14:38	0.0	0.0	-
14:39	0.0	0.0	14:39	0.0	0.0	-
14:40	0.0	0.0	14:40	0.0	0.0	-
14:41	0.0	0.0	14:41	0.0	0.0	-
14:42	0.0	0.0	14:42	0.0	0.0	-
14:43	0.0	0.0	14:43	0.0	0.0	-
14:44	0.0	0.0	14:44	0.0	0.0	-
14:45	0.0	0.0	14:45	0.0	0.0	-
14:46	0.0	0.0	14:46	0.0	0.0	-
14:47	0.0	0.0	14:47	0.0	0.0	-
14:48	0.0	0.0	14:48	0.0	0.0	-
14:49	0.0	0.0	14:49	0.0	0.0	-
14:50	0.0	0.0	14:50	0.0	0.0	-
14:51	0.0	0.0	14:51	0.0	0.0	-
14:52	0.0	0.0	14:52	0.0	0.0	-
14:53	0.0	0.0	14:53	0.0	0.0	-

Grand Union Bowling Alley Site
BCP #360222
150 Westchester Avenue, Port Chester
January 9, 2025

PID DATA						
Upwind			Downwind			
Time	Concentration (ppm)	15-Min Avg Concentration (ppm)	Time	Concentration (ppm)	15-Min Avg Concentration (ppm)	Exceeds VOC Alarm Limit
14:54	0.0	0.0	14:54	0.0	0.0	-
14:55	0.0	0.0	14:55	0.0	0.0	-
14:56	0.0	0.0	14:56	0.0	0.0	-
14:57	0.0	0.0	14:57	0.0	0.0	-
14:58	0.0	0.0	14:58	0.0	0.0	-
14:59	0.0	0.0	14:59	0.0	0.0	-
15:00	0.0	0.0	15:00	0.0	0.0	-
15:01	0.0	0.0	15:01	0.0	0.0	-
15:02	0.0	0.0	15:02	0.0	0.0	-
15:03	0.0	0.0	15:03	0.0	0.0	-
15:04	0.0	0.0	15:04	0.0	0.0	-
15:05	0.0	0.0	15:05	0.0	0.0	-
15:06	0.0	0.0	15:06	0.0	0.0	-
15:07	0.0	0.0	15:07	0.0	0.0	-
15:08	0.0	0.0	15:08	0.0	0.0	-
15:09	0.0	0.0	15:09	0.0	0.0	-
15:10	0.0	0.0	15:10	0.0	0.0	-
15:11	0.0	0.0	15:11	0.0	0.0	-
15:12	0.0	0.0	15:12	0.0	0.0	-
15:13	0.0	0.0	15:13	0.0	0.0	-
15:14	0.0	0.0	15:14	0.0	0.0	-
15:15	0.0	0.0	15:15	0.0	0.0	-
15:16	0.0	0.0	15:16	0.0	0.0	-
15:17	0.0	0.0	15:17	0.0	0.0	-
15:18	0.0	0.0	15:18	0.0	0.0	-
15:19	0.0	0.0	15:19	0.0	0.0	-
15:20	0.0	0.0	15:20	0.0	0.0	-
15:21	0.0	0.0	15:21	0.0	0.0	-
15:22	0.0	0.0	15:22	0.0	0.0	-
15:23	0.0	0.0	15:23	0.0	0.0	-
15:24	0.0	0.0	15:24	0.0	0.0	-

SESI CONSULTING ENGINEERS

959 US-46 Floor 3, Suite 300 - Parsippany-Troy Hills, NJ

DAILY AIR MONITORING REPORT
150 Westchester Avenue
Port Chester, New York

01/10/2025

Rev. No. 0 | Page 1 of 2

Project Number: 11895A

Dust Action Level: 150 µg/m^3

VOC Action Level: 5 ppm

Weather Data Range for Work Day		Wind Direction	NW	Relative Humidity (%)	35.0 - 62.0	Daily Rain Total (in)	0.00	Readings in the summary table and graphs below are the reported downwind concentrations.
Temperature (°F)	30.0 - 43.0	Wind Speed (MPH)	3.8 - 8.6	Barometer (inHg)	29.90 - 30.00	Avg. Dew Point Temp (°F)	19.5	

Station Location	Daily Avg. Dust Concentration (µg/m^3)	Max 15-Min Dust Concentration (µg/m^3)	Time of Max Dust Reading	Daily Avg. VOC Concentration (ppm)	Max 15-Min VOC Concentration (ppm)	Time of Max VOC Reading
Upwind	31.0	80.4	11:35	0.0	0.0	9:01
Downwind	44.1	58.8	11:50	0.0	0.0	9:05

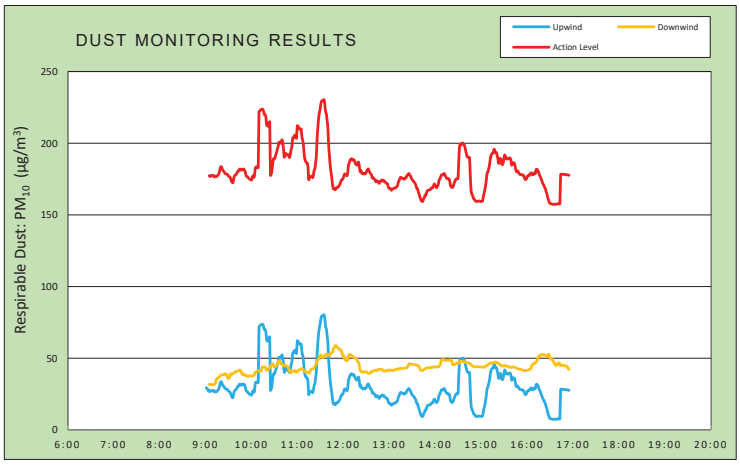

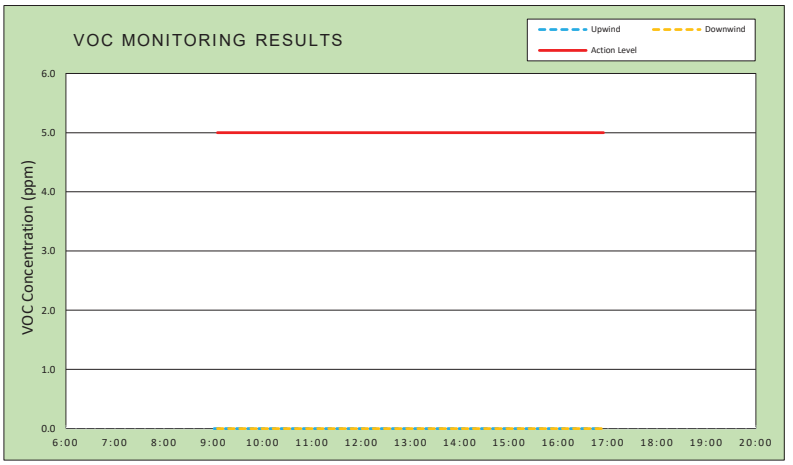

Air Monitoring Notes:

Weather Notes:

EMILCOTT
A Triumvirate Environmental Company

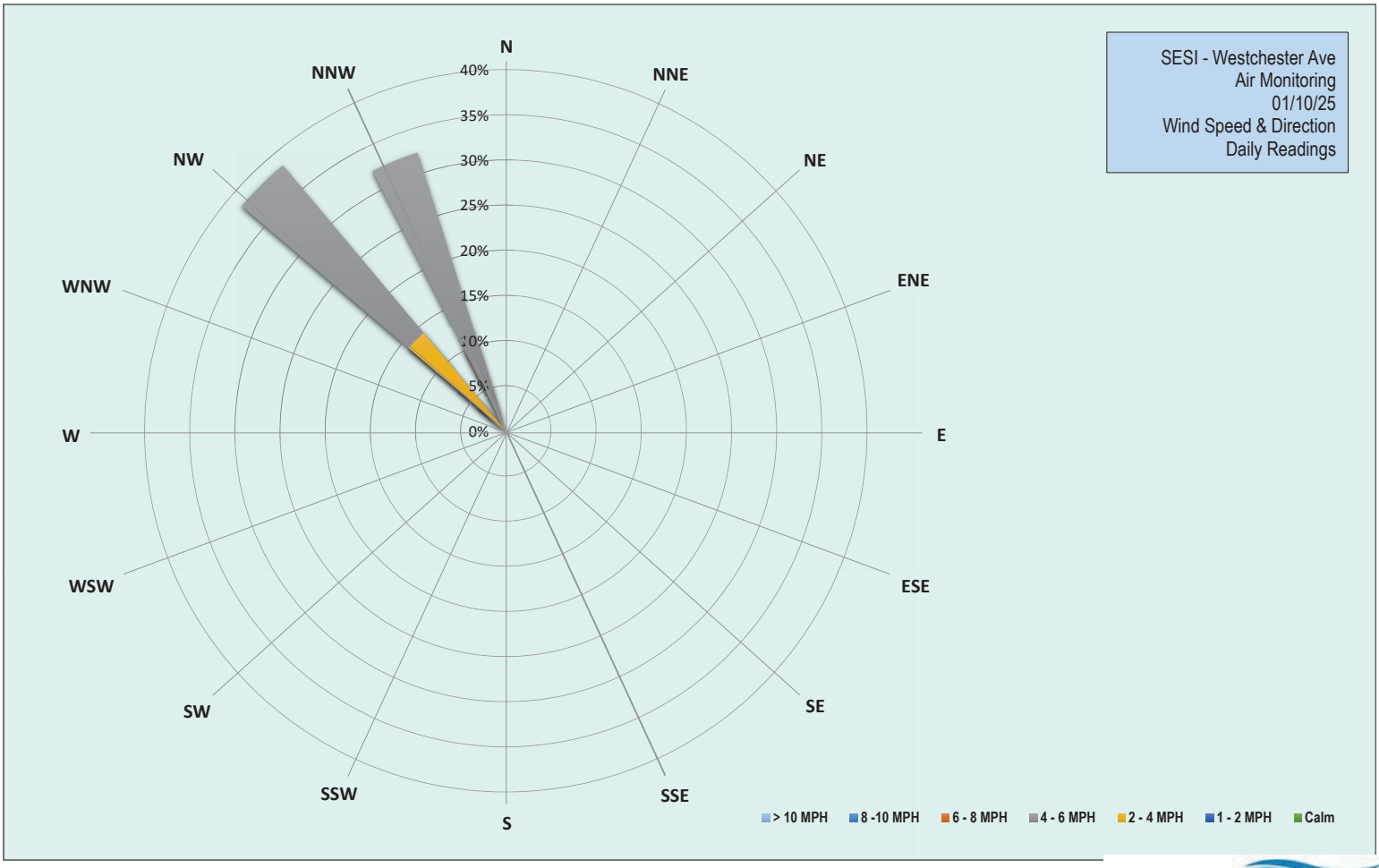

EMILCOTT
A Triumvirate Environmental Company

Grand Union Bowling Alley Site
BCP #360222
150 Westchester Avenue, Port Chester
January 10, 2025

Friday, January 10, 2025						
Number of Instances Where Downwind Particulates Exceeds Upwind Particulate + 150 =						0
Number of Comparable Data Points =						471
Start Time:						8:46
End Time:						16:55
PARTICULATE DATA						
Upwind			Downwind			Exceeds Particulate Alarm Limit
Time	Concentration (ug/m^3)	15-Min Avg Concentration (ug/m^3)	Time	Concentration (ug/m^3)	15-Min Avg Concentration (ug/m^3)	
8:46	30.5	-	8:46	-	-	-
8:47	30.8	-	8:47	-	-	-
8:48	36.0	-	8:48	-	-	-
8:49	31.6	-	8:49	-	-	-
8:50	14.0	-	8:50	35.2	-	-
8:51	35.0	-	8:51	31.6	-	-
8:52	29.8	-	8:52	34.8	-	-
8:53	33.4	-	8:53	30.4	-	-
8:54	32.6	-	8:54	32.6	-	-
8:55	27.4	-	8:55	38.8	-	-
8:56	21.8	-	8:56	30.2	-	-
8:57	42.2	-	8:57	30.8	-	-
8:58	25.2	-	8:58	32.0	-	-
8:59	26.4	-	8:59	30.8	-	-
9:00	38.2	-	9:00	31.0	-	-
9:01	16.6	29.4	9:01	31.0	-	-
9:02	26.4	29.1	9:02	30.0	-	-
9:03	25.0	28.4	9:03	30.0	-	-
9:04	13.2	27.1	9:04	30.8	-	-
9:05	18.6	27.5	9:05	31.0	31.7	-
9:06	24.8	26.8	9:06	31.6	31.7	-
9:07	34.4	27.1	9:07	33.8	31.7	-
9:08	40.8	27.6	9:08	31.4	31.7	-
9:09	28.4	27.3	9:09	32.6	31.7	-
9:10	27.4	27.3	9:10	32.8	31.3	-
9:11	25.8	27.6	9:11	33.0	31.5	-
9:12	25.8	26.5	9:12	36.6	31.9	-
9:13	29.4	26.7	9:13	39.4	32.4	-
9:14	24.8	26.6	9:14	66.8	34.8	-
9:15	41.4	26.9	9:15	43.2	35.6	-
9:16	27.4	27.6	9:16	38.6	36.1	-
9:17	35.6	28.2	9:17	36.0	36.5	-
9:18	43.0	29.4	9:18	36.2	36.9	-
9:19	46.4	31.6	9:19	42.4	37.7	-
9:20	46.0	33.4	9:20	36.8	38.1	-
9:21	27.4	33.6	9:21	36.8	38.4	-
9:22	10.4	32.0	9:22	34.4	38.5	-
9:23	25.2	31.0	9:23	32.8	38.6	-
9:24	20.4	30.4	9:24	33.0	38.6	-
9:25	13.0	29.5	9:25	37.8	38.9	-
9:26	15.6	28.8	9:26	36.4	39.1	-

Grand Union Bowling Alley Site
BCP #360222
150 Westchester Avenue, Port Chester
January 10, 2025

PARTICULATE DATA						
Upwind			Downwind			Exceeds Particulate Alarm Limit
Time	Concentration (ug/m^3)	15-Min Avg Concentration (ug/m^3)	Time	Concentration (ug/m^3)	15-Min Avg Concentration (ug/m^3)	
9:27	21.8	28.5	9:27	34.6	39.0	-
9:28	27.8	28.4	9:28	33.6	38.6	-
9:29	20.4	28.1	9:29	33.8	36.4	-
9:30	26.8	27.1	9:30	35.2	35.9	-
9:31	22.2	26.8	9:31	42.0	36.1	-
9:32	29.5	26.4	9:32	51.8	37.2	-
9:33	26.3	25.3	9:33	66.2	39.2	-
9:34	22.0	23.7	9:34	36.4	38.8	-
9:35	31.5	22.7	9:35	39.6	39.0	-
9:36	25.3	22.5	9:36	43.4	39.4	-
9:37	54.5	25.5	9:37	35.2	39.5	-
9:38	52.0	27.3	9:38	44.8	40.3	-
9:39	28.8	27.8	9:39	36.8	40.5	-
9:40	19.3	28.2	9:40	44.4	40.9	-
9:41	28.8	29.1	9:41	35.4	40.9	-
9:42	38.3	30.2	9:42	36.2	41.0	-
9:43	30.3	30.4	9:43	37.2	41.2	-
9:44	37.3	31.5	9:44	40.2	41.7	-
9:45	34.3	32.0	9:45	37.6	41.8	-
9:46	19.5	31.8	9:46	36.0	41.4	-
9:47	19.3	31.1	9:47	37.4	40.5	-
9:48	34.5	31.7	9:48	40.2	38.7	-
9:49	24.5	31.9	9:49	42.0	39.1	-
9:50	34.5	32.1	9:50	34.4	38.7	-
9:51	13.0	31.2	9:51	38.0	38.4	-
9:52	38.0	30.1	9:52	36.6	38.5	-
9:53	15.0	27.7	9:53	34.8	37.8	-
9:54	16.8	26.9	9:54	37.4	37.9	-
9:55	16.0	26.7	9:55	34.4	37.2	-
9:56	18.3	26.0	9:56	38.8	37.4	-
9:57	27.5	25.2	9:57	40.8	37.7	-
9:58	25.8	24.9	9:58	37.5	37.7	-
9:59	34.3	24.7	9:59	36.3	37.5	-
10:00	26.3	24.2	10:00	36.8	37.4	-
10:01	39.8	25.6	10:01	37.5	37.5	-
10:02	45.3	27.3	10:02	42.5	37.9	-
10:03	18.0	26.2	10:03	41.5	37.9	-
10:04	34.3	26.8	10:04	50.8	38.5	-
10:05	111.3	32.0	10:05	57.0	40.0	-
10:06	35.0	33.4	10:06	44.0	40.4	-
10:07	38.3	33.4	10:07	39.0	40.6	-
10:08	10.0	33.1	10:08	42.3	41.1	-
10:09	15.3	33.0	10:09	37.3	41.1	-
10:10	596.3	71.7	10:10	36.5	41.2	-
10:11	30.5	72.5	10:11	40.0	41.3	-
10:12	37.8	73.2	10:12	34.5	40.9	-
10:13	31.3	73.6	10:13	39.3	41.0	-
10:14	36.0	73.7	10:14	77.5	43.8	-

Grand Union Bowling Alley Site
BCP #360222
150 Westchester Avenue, Port Chester
January 10, 2025

PARTICULATE DATA						
Upwind			Downwind			Exceeds Particulate Alarm Limit
Time	Concentration (ug/m^3)	15-Min Avg Concentration (ug/m^3)	Time	Concentration (ug/m^3)	15-Min Avg Concentration (ug/m^3)	
10:15	26.5	73.7	10:15	40.8	44.0	-
10:16	15.8	72.1	10:16	35.8	43.9	-
10:17	14.3	70.0	10:17	43.8	44.0	-
10:18	17.8	70.0	10:18	40.3	43.9	-
10:19	12.5	68.6	10:19	37.8	43.0	-
10:20	21.0	62.5	10:20	37.3	41.7	-
10:21	33.3	62.4	10:21	42.5	41.6	-
10:22	30.3	61.9	10:22	42.0	41.8	-
10:23	41.8	64.0	10:23	59.5	43.0	-
10:24	30.5	65.0	10:24	43.8	43.4	-
10:25	33.5	27.5	10:25	50.5	44.3	-
10:26	46.5	28.6	10:26	55.3	45.4	-
10:27	76.8	31.2	10:27	42.0	45.9	-
10:28	109.8	36.4	10:28	45.0	46.2	-
10:29	77.3	39.2	10:29	49.0	44.3	-
10:30	25.0	39.1	10:30	36.3	44.0	-
10:31	31.3	40.1	10:31	37.8	44.2	-
10:32	45.3	42.2	10:32	47.3	44.4	-
10:33	38.0	43.5	10:33	46.8	44.8	-
10:34	50.8	46.1	10:34	61.5	46.4	-
10:35	46.0	47.7	10:35	52.8	47.5	-
10:36	78.3	50.7	10:36	54.3	48.2	-
10:37	24.0	50.3	10:37	41.0	48.2	-
10:38	39.3	50.1	10:38	36.5	46.6	-
10:39	30.8	50.2	10:39	37.3	46.2	-
10:40	67.3	52.4	10:40	50.0	46.2	-
10:41	10.5	50.0	10:41	37.8	45.0	-
10:42	18.3	46.1	10:42	37.8	44.7	-
10:43	21.5	40.2	10:43	52.3	45.2	-
10:44	113.8	42.7	10:44	41.0	44.7	-
10:45	29.5	43.0	10:45	38.0	44.8	-
10:46	12.3	41.7	10:46	38.5	44.8	-
10:47	53.3	42.2	10:47	37.3	44.2	-
10:48	35.3	42.0	10:48	39.3	43.7	-
10:49	35.8	41.0	10:49	37.5	42.1	-
10:50	30.0	40.0	10:50	36.5	41.0	-
10:51	118.5	42.7	10:51	41.0	40.1	-
10:52	68.5	45.6	10:52	41.3	40.1	-
10:53	68.5	47.6	10:53	45.0	40.7	-
10:54	121.3	53.6	10:54	42.5	41.0	-
10:55	66.3	53.5	10:55	49.8	41.0	-
10:56	35.8	55.2	10:56	39.5	41.1	-
10:57	23.8	55.6	10:57	42.3	41.4	-
10:58	20.8	55.5	10:58	35.5	40.3	-
10:59	84.3	53.6	10:59	41.3	40.3	-
11:00	158.3	62.2	11:00	44.5	40.8	-
11:01	10.0	62.0	11:01	48.8	41.5	-
11:02	31.0	60.5	11:02	42.8	41.8	-

Grand Union Bowling Alley Site
BCP #360222
150 Westchester Avenue, Port Chester
January 10, 2025

PARTICULATE DATA						
Upwind			Downwind			Exceeds Particulate Alarm Limit
Time	Concentration (ug/m^3)	15-Min Avg Concentration (ug/m^3)	Time	Concentration (ug/m^3)	15-Min Avg Concentration (ug/m^3)	
11:03	27.8	60.0	11:03	38.8	41.8	-
11:04	30.5	59.7	11:04	44.3	42.2	-
11:05	35.8	60.1	11:05	42.8	42.7	-
11:06	37.3	54.6	11:06	41.3	42.7	-
11:07	33.0	52.3	11:07	35.8	42.3	-
11:08	21.0	49.1	11:08	38.8	41.9	-
11:09	17.8	42.2	11:09	36.5	41.5	-
11:10	15.0	38.8	11:10	38.5	40.7	-
11:11	13.5	37.3	11:11	38.0	40.6	-
11:12	9.3	36.3	11:12	37.8	40.3	-
11:13	19.8	36.3	11:13	37.0	40.4	-
11:14	38.8	33.2	11:14	37.0	40.2	-
11:15	31.0	24.8	11:15	44.5	40.2	-
11:16	39.5	26.7	11:16	39.3	39.5	-
11:17	33.5	26.9	11:17	70.8	41.4	-
11:18	28.3	26.9	11:18	51.3	42.2	-
11:19	30.5	26.9	11:19	49.5	42.6	-
11:20	21.3	26.0	11:20	42.8	42.6	-
11:21	60.8	27.5	11:21	43.3	42.7	-
11:22	86.5	31.1	11:22	42.0	43.1	-
11:23	39.0	32.3	11:23	57.8	44.4	-
11:24	81.3	36.5	11:24	54.3	45.6	-
11:25	94.8	41.8	11:25	48.3	46.2	-
11:26	194.5	53.9	11:26	58.5	47.6	-
11:27	124.5	61.6	11:27	61.3	49.2	-
11:28	116.8	68.1	11:28	46.0	49.8	-
11:29	91.3	71.6	11:29	58.0	51.2	-
11:30	73.8	74.4	11:30	47.0	51.3	-
11:31	94.0	78.0	11:31	55.0	52.4	-
11:32	56.8	79.6	11:32	46.8	50.8	-
11:33	29.5	79.7	11:33	47.0	50.5	-
11:34	32.0	79.8	11:34	48.5	50.4	-
11:35	30.3	80.4	11:35	56.3	51.3	-
11:36	11.8	77.1	11:36	50.0	51.8	-
11:37	11.8	72.1	11:37	55.8	52.7	-
11:38	12.5	70.4	11:38	59.5	52.8	-
11:39	12.0	65.7	11:39	50.0	52.5	-
11:40	18.0	60.6	11:40	52.0	52.8	-
11:41	15.0	48.7	11:41	51.5	52.3	-
11:42	14.0	41.3	11:42	51.0	51.6	-
11:43	15.0	34.5	11:43	64.5	52.9	-
11:44	23.8	30.0	11:44	72.5	53.8	-
11:45	20.3	26.4	11:45	49.5	54.0	-
11:46	19.0	21.4	11:46	54.0	53.9	-
11:47	9.8	18.3	11:47	86.3	56.6	-
11:48	33.0	18.5	11:48	54.5	57.1	-
11:49	19.8	17.7	11:49	71.3	58.6	-
11:50	29.5	17.7	11:50	59.3	58.8	-

Grand Union Bowling Alley Site
BCP #360222
150 Westchester Avenue, Port Chester
January 10, 2025

PARTICULATE DATA						
Upwind			Downwind			Exceeds Particulate Alarm Limit
Time	Concentration (ug/m^3)	15-Min Avg Concentration (ug/m^3)	Time	Concentration (ug/m^3)	15-Min Avg Concentration (ug/m^3)	
11:51	31.3	19.0	11:51	49.8	58.8	-
11:52	14.3	19.1	11:52	43.3	57.9	-
11:53	10.8	19.0	11:53	49.3	57.2	-
11:54	28.0	20.1	11:54	43.3	56.8	-
11:55	26.5	20.7	11:55	46.3	56.4	-
11:56	32.3	21.8	11:56	41.5	55.7	-
11:57	40.5	23.6	11:57	51.3	55.8	-
11:58	29.0	24.5	11:58	48.0	54.7	-
11:59	25.0	24.6	11:59	40.0	52.5	-
12:00	39.0	25.8	12:00	40.8	51.9	-
12:01	42.5	27.4	12:01	49.0	51.6	-
12:02	28.3	28.6	12:02	48.8	49.1	-
12:03	27.8	28.3	12:03	67.0	49.9	-
12:04	18.5	28.2	12:04	56.5	48.9	-
12:05	16.3	27.3	12:05	45.8	48.0	-
12:06	70.5	29.9	12:06	63.8	49.0	-
12:07	91.5	35.1	12:07	94.5	52.4	-
12:08	29.8	36.4	12:08	46.8	52.2	-
12:09	55.5	38.2	12:09	50.5	52.7	-
12:10	36.8	38.9	12:10	40.3	52.3	-
12:11	36.8	39.2	12:11	39.3	52.1	-
12:12	25.8	38.2	12:12	39.3	51.3	-
12:13	35.3	38.6	12:13	40.8	50.9	-
12:14	22.0	38.4	12:14	36.5	50.6	-
12:15	22.8	37.3	12:15	38.0	50.4	-
12:16	19.5	35.8	12:16	41.0	49.9	-
12:17	20.0	35.2	12:17	47.5	49.8	-
12:18	19.8	34.7	12:18	51.8	48.8	-
12:19	35.3	35.8	12:19	37.8	47.6	-
12:20	32.8	36.9	12:20	39.3	47.1	-
12:21	27.8	34.1	12:21	38.5	45.4	-
12:22	33.8	30.2	12:22	37.5	41.6	-
12:23	42.0	31.0	12:23	40.0	41.2	-
12:24	29.3	29.3	12:24	40.8	40.5	-
12:25	32.5	29.0	12:25	39.8	40.5	-
12:26	29.5	28.5	12:26	38.5	40.5	-
12:27	33.5	29.0	12:27	39.0	40.4	-
12:28	28.3	28.6	12:28	42.3	40.5	-
12:29	27.0	28.9	12:29	37.5	40.6	-
12:30	33.3	29.6	12:30	37.0	40.5	-
12:31	37.0	30.8	12:31	37.8	40.3	-
12:32	35.8	31.8	12:32	39.8	39.8	-
12:33	23.0	32.0	12:33	44.8	39.3	-
12:34	13.8	30.6	12:34	41.5	39.6	-
12:35	15.0	29.4	12:35	40.8	39.7	-
12:36	15.0	28.6	12:36	39.3	39.7	-
12:37	23.8	27.9	12:37	53.8	40.8	-
12:38	10.0	25.8	12:38	42.3	41.0	-

Grand Union Bowling Alley Site
BCP #360222
150 Westchester Avenue, Port Chester
January 10, 2025

PARTICULATE DATA						
Upwind			Downwind			Exceeds Particulate Alarm Limit
Time	Concentration (ug/m^3)	15-Min Avg Concentration (ug/m^3)	Time	Concentration (ug/m^3)	15-Min Avg Concentration (ug/m^3)	
12:39	32.3	26.0	12:39	43.5	41.2	-
12:40	21.5	25.2	12:40	41.0	41.2	-
12:41	25.3	25.0	12:41	43.0	41.5	-
12:42	14.5	23.7	12:42	39.0	41.5	-
12:43	18.5	23.0	12:43	40.8	41.4	-
12:44	39.5	23.9	12:44	38.3	41.5	-
12:45	29.0	23.6	12:45	43.5	41.9	-
12:46	27.0	22.9	12:46	42.0	42.2	-
12:47	21.0	21.9	12:47	41.3	42.3	-
12:48	41.5	23.2	12:48	43.0	42.2	-
12:49	18.3	23.5	12:49	42.5	42.3	-
12:50	23.5	24.0	12:50	41.8	42.3	-
12:51	20.8	24.4	12:51	37.8	42.2	-
12:52	11.8	23.6	12:52	40.8	41.4	-
12:53	17.3	24.1	12:53	39.3	41.2	-
12:54	18.3	23.2	12:54	40.3	40.9	-
12:55	17.3	22.9	12:55	45.0	41.2	-
12:56	15.0	22.2	12:56	45.5	41.4	-
12:57	10.8	22.0	12:57	41.5	41.5	-
12:58	11.5	21.5	12:58	38.3	41.4	-
12:59	8.3	19.4	12:59	45.3	41.8	-
13:00	16.8	18.6	13:00	41.5	41.7	-
13:01	21.3	18.2	13:01	42.8	41.8	-
13:02	23.5	18.4	13:02	42.0	41.8	-
13:03	24.0	17.2	13:03	39.0	41.5	-
13:04	29.3	17.9	13:04	41.5	41.5	-
13:05	27.3	18.2	13:05	41.8	41.5	-
13:06	26.3	18.6	13:06	42.0	41.8	-
13:07	13.8	18.7	13:07	41.5	41.8	-
13:08	17.3	18.7	13:08	45.8	42.2	-
13:09	27.5	19.3	13:09	42.8	42.4	-
13:10	25.3	19.8	13:10	44.8	42.4	-
13:11	24.3	20.5	13:11	42.5	42.2	-
13:12	48.0	22.9	13:12	44.0	42.4	-
13:13	23.5	23.7	13:13	46.5	42.9	-
13:14	35.3	25.5	13:14	43.0	42.8	-
13:15	25.8	26.1	13:15	44.0	42.9	-
13:16	20.0	26.1	13:16	41.3	42.8	-
13:17	17.5	25.7	13:17	41.5	42.8	-
13:18	20.8	25.4	13:18	41.5	43.0	-
13:19	22.3	25.0	13:19	42.5	43.0	-
13:20	30.0	25.2	13:20	43.5	43.1	-
13:21	36.0	25.8	13:21	42.3	43.2	-
13:22	12.8	25.7	13:22	42.5	43.2	-
13:23	39.5	27.2	13:23	49.3	43.5	-
13:24	35.3	27.7	13:24	48.3	43.8	-
13:25	36.0	28.5	13:25	66.0	45.2	-
13:26	31.0	28.9	13:26	55.5	46.1	-

Grand Union Bowling Alley Site
BCP #360222
150 Westchester Avenue, Port Chester
January 10, 2025

PARTICULATE DATA						
Upwind			Downwind			Exceeds Particulate Alarm Limit
Time	Concentration (ug/m^3)	15-Min Avg Concentration (ug/m^3)	Time	Concentration (ug/m^3)	15-Min Avg Concentration (ug/m^3)	
13:27	28.8	27.6	13:27	44.3	46.1	-
13:28	16.8	27.2	13:28	41.5	45.8	-
13:29	10.3	25.5	13:29	45.0	45.9	-
13:30	13.3	24.7	13:30	42.3	45.8	-
13:31	10.5	24.0	13:31	40.3	45.7	-
13:32	7.0	23.3	13:32	39.8	45.6	-
13:33	11.8	22.7	13:33	41.0	45.6	-
13:34	8.5	21.8	13:34	41.3	45.5	-
13:35	10.5	20.5	13:35	41.3	45.4	-
13:36	7.0	18.6	13:36	40.5	45.2	-
13:37	9.3	18.4	13:37	40.8	45.1	-
13:38	8.8	16.3	13:38	43.0	44.7	-
13:39	10.0	14.6	13:39	40.5	44.2	-
13:40	8.5	12.8	13:40	42.5	42.6	-
13:41	8.5	11.3	13:41	42.8	41.8	-
13:42	8.0	9.9	13:42	41.8	41.6	-
13:43	10.5	9.5	13:43	41.3	41.6	-
13:44	8.5	9.4	13:44	44.3	41.5	-
13:45	42.0	11.3	13:45	47.8	41.9	-
13:46	22.8	12.1	13:46	47.8	42.4	-
13:47	33.5	13.9	13:47	44.3	42.7	-
13:48	10.0	13.8	13:48	46.3	43.1	-
13:49	38.8	15.8	13:49	44.5	43.3	-
13:50	26.5	16.8	13:50	41.8	43.3	-
13:51	13.5	17.3	13:51	42.8	43.5	-
13:52	11.0	17.4	13:52	41.0	43.5	-
13:53	11.3	17.6	13:53	42.3	43.4	-
13:54	11.8	17.7	13:54	43.3	43.6	-
13:55	23.0	18.6	13:55	40.3	43.5	-
13:56	13.5	19.0	13:56	46.3	43.7	-
13:57	9.0	19.0	13:57	43.3	43.8	-
13:58	30.5	20.4	13:58	44.0	44.0	-
13:59	27.0	21.6	13:59	46.5	44.1	-
14:00	26.3	20.6	14:00	44.8	43.9	-
14:01	12.0	19.8	14:01	49.8	44.1	-
14:02	20.5	19.0	14:02	42.5	43.9	-
14:03	25.8	20.0	14:03	46.5	44.0	-
14:04	51.8	20.9	14:04	47.5	44.2	-
14:05	70.3	23.8	14:05	42.8	44.2	-
14:06	30.3	24.9	14:06	56.8	45.2	-
14:07	29.3	26.1	14:07	49.3	45.7	-
14:08	33.8	27.6	14:08	85.8	48.6	-
14:09	18.5	28.1	14:09	46.8	48.8	-
14:10	18.8	27.8	14:10	45.5	49.2	-
14:11	22.8	28.4	14:11	43.8	49.0	-
14:12	16.5	28.9	14:12	41.8	48.9	-
14:13	11.5	27.7	14:13	41.8	48.8	-
14:14	13.3	26.7	14:14	42.5	48.5	-

Grand Union Bowling Alley Site
BCP #360222
150 Westchester Avenue, Port Chester
January 10, 2025

PARTICULATE DATA						
Upwind			Downwind			Exceeds Particulate Alarm Limit
Time	Concentration (ug/m^3)	15-Min Avg Concentration (ug/m^3)	Time	Concentration (ug/m^3)	15-Min Avg Concentration (ug/m^3)	
14:15	10.0	25.7	14:15	44.8	48.5	-
14:16	8.8	25.4	14:16	50.5	48.6	-
14:17	13.0	24.9	14:17	43.5	48.6	-
14:18	29.3	25.2	14:18	45.8	48.6	-
14:19	35.5	24.1	14:19	50.5	48.8	-
14:20	19.5	20.7	14:20	44.5	48.9	-
14:21	15.5	19.7	14:21	48.5	48.3	-
14:22	21.0	19.2	14:22	47.0	48.2	-
14:23	35.8	19.3	14:23	45.5	45.5	-
14:24	36.3	20.5	14:24	48.3	45.6	-
14:25	46.5	22.3	14:25	45.8	45.6	-
14:26	40.0	23.5	14:26	44.0	45.6	-
14:27	34.5	24.7	14:27	49.3	46.1	-
14:28	19.0	25.2	14:28	44.8	46.3	-
14:29	13.5	25.2	14:29	46.5	46.6	-
14:30	11.3	25.3	14:30	47.8	46.8	-
14:31	205.0	38.4	14:31	46.3	46.5	-
14:32	157.0	48.0	14:32	57.5	47.5	-
14:33	50.0	49.4	14:33	49.5	47.7	-
14:34	26.0	48.7	14:34	47.3	47.5	-
14:35	35.3	49.8	14:35	51.8	48.0	-
14:36	21.5	50.2	14:36	45.5	47.8	-
14:37	12.5	49.6	14:37	46.3	47.7	-
14:38	25.0	48.9	14:38	46.8	47.8	-
14:39	10.5	47.2	14:39	42.5	47.4	-
14:40	10.0	44.7	14:40	42.8	47.2	-
14:41	7.3	42.6	14:41	44.3	47.2	-
14:42	6.5	40.7	14:42	44.5	46.9	-
14:43	10.5	40.1	14:43	43.5	46.8	-
14:44	12.3	40.0	14:44	43.0	46.6	-
14:45	12.0	40.1	14:45	43.5	46.3	-
14:46	8.0	27.0	14:46	45.8	46.3	-
14:47	11.5	17.3	14:47	43.8	45.4	-
14:48	10.3	14.6	14:48	43.0	44.9	-
14:49	9.3	13.5	14:49	45.3	44.8	-
14:50	9.8	11.8	14:50	44.0	44.3	-
14:51	7.3	10.8	14:51	43.0	44.1	-
14:52	8.5	10.6	14:52	44.0	44.0	-
14:53	9.3	9.5	14:53	47.8	44.0	-
14:54	9.3	9.4	14:54	44.3	44.2	-
14:55	10.0	9.4	14:55	43.5	44.2	-
14:56	7.3	9.4	14:56	42.3	44.1	-
14:57	10.8	9.7	14:57	44.3	44.1	-
14:58	9.8	9.7	14:58	42.5	44.0	-
14:59	10.0	9.5	14:59	43.0	44.0	-
15:00	9.5	9.4	15:00	44.3	44.0	-
15:01	11.3	9.6	15:01	43.8	43.9	-
15:02	12.3	9.6	15:02	43.3	43.9	-

Grand Union Bowling Alley Site
BCP #360222
150 Westchester Avenue, Port Chester
January 10, 2025

PARTICULATE DATA						
Upwind			Downwind			Exceeds Particulate Alarm Limit
Time	Concentration (ug/m^3)	15-Min Avg Concentration (ug/m^3)	Time	Concentration (ug/m^3)	15-Min Avg Concentration (ug/m^3)	
15:03	57.5	12.8	15:03	43.0	43.9	-
15:04	44.8	15.1	15:04	43.8	43.8	-
15:05	44.3	17.4	15:05	45.5	43.9	-
15:06	56.0	20.7	15:06	53.5	44.6	-
15:07	66.0	24.5	15:07	47.0	44.8	-
15:08	79.0	29.2	15:08	53.0	45.1	-
15:09	20.8	29.9	15:09	51.3	45.6	-
15:10	45.5	32.3	15:10	47.8	45.9	-
15:11	39.8	34.5	15:11	50.3	46.4	-
15:12	72.3	38.6	15:12	48.8	46.7	-
15:13	49.8	41.2	15:13	42.3	46.7	-
15:14	28.0	42.4	15:14	44.0	46.8	-
15:15	19.0	43.1	15:15	43.8	46.7	-
15:16	15.5	43.4	15:16	46.8	46.9	-
15:17	50.3	45.9	15:17	46.8	47.2	-
15:18	36.8	44.5	15:18	45.0	47.3	-
15:19	27.8	43.4	15:19	43.8	47.3	-
15:20	46.0	43.5	15:20	45.5	47.3	-
15:21	27.8	41.6	15:21	46.0	46.8	-
15:22	31.0	39.3	15:22	47.0	46.8	-
15:23	29.3	36.0	15:23	43.3	46.1	-
15:24	40.5	37.3	15:24	44.3	45.7	-
15:25	79.0	39.5	15:25	46.5	45.6	-
15:26	23.3	38.4	15:26	41.0	45.0	-
15:27	32.8	35.8	15:27	42.8	44.6	-
15:28	39.0	35.1	15:28	43.0	44.6	-
15:29	50.5	36.6	15:29	44.0	44.6	-
15:30	64.0	39.6	15:30	46.0	44.8	-
15:31	50.5	41.9	15:31	47.3	44.8	-
15:32	29.8	40.5	15:32	43.8	44.6	-
15:33	15.8	39.1	15:33	45.8	44.7	-
15:34	30.3	39.3	15:34	43.3	44.6	-
15:35	41.5	39.0	15:35	41.8	44.4	-
15:36	29.5	39.1	15:36	40.8	44.0	-
15:37	41.3	39.8	15:37	41.5	43.7	-
15:38	26.8	39.6	15:38	43.3	43.7	-
15:39	22.8	38.4	15:39	45.5	43.7	-
15:40	22.8	34.7	15:40	46.8	43.8	-
15:41	44.5	36.1	15:41	43.8	43.9	-
15:42	36.5	36.4	15:42	42.0	43.9	-
15:43	38.0	36.3	15:43	43.0	43.9	-
15:44	38.8	35.5	15:44	43.3	43.8	-
15:45	20.0	32.6	15:45	41.5	43.5	-
15:46	18.8	30.5	15:46	42.8	43.2	-
15:47	25.3	30.2	15:47	41.0	43.1	-
15:48	24.0	30.7	15:48	40.8	42.7	-
15:49	12.3	29.5	15:49	39.5	42.5	-
15:50	29.3	28.7	15:50	40.5	42.4	-

Grand Union Bowling Alley Site
BCP #360222
150 Westchester Avenue, Port Chester
January 10, 2025

PARTICULATE DATA						
Upwind			Downwind			Exceeds Particulate Alarm Limit
Time	Concentration (ug/m^3)	15-Min Avg Concentration (ug/m^3)	Time	Concentration (ug/m^3)	15-Min Avg Concentration (ug/m^3)	
15:51	22.3	28.2	15:51	39.5	42.3	-
15:52	41.0	28.2	15:52	41.8	42.3	-
15:53	26.5	28.2	15:53	40.3	42.1	-
15:54	16.3	27.7	15:54	40.5	41.8	-
15:55	23.3	27.8	15:55	41.5	41.4	-
15:56	33.5	27.0	15:56	43.0	41.4	-
15:57	12.0	25.4	15:57	45.5	41.6	-
15:58	26.8	24.7	15:58	41.0	41.5	-
15:59	43.3	25.0	15:59	41.5	41.4	-
16:00	40.0	26.3	16:00	44.0	41.5	-
16:01	34.3	27.3	16:01	44.8	41.7	-
16:02	24.8	27.3	16:02	42.5	41.8	-
16:03	28.5	27.6	16:03	44.5	42.0	-
16:04	29.5	28.7	16:04	43.5	42.3	-
16:05	30.8	28.8	16:05	52.3	43.1	-
16:06	30.5	29.4	16:06	60.8	44.5	-
16:07	19.3	27.9	16:07	58.0	45.6	-
16:08	29.5	28.1	16:08	46.0	46.0	-
16:09	20.8	28.4	16:09	43.0	46.1	-
16:10	38.0	29.4	16:10	51.5	46.8	-
16:11	26.3	28.9	16:11	50.3	47.3	-
16:12	53.3	31.7	16:12	43.0	47.1	-
16:13	29.3	31.9	16:13	57.0	48.2	-
16:14	33.5	31.2	16:14	57.3	49.2	-
16:15	20.8	29.9	16:15	73.0	51.2	-
16:16	10.3	28.3	16:16	54.5	51.8	-
16:17	8.3	27.2	16:17	43.8	51.9	-
16:18	8.5	25.9	16:18	45.0	51.9	-
16:19	8.5	24.5	16:19	53.5	52.6	-
16:20	7.3	22.9	16:20	54.3	52.7	-
16:21	10.0	21.6	16:21	54.3	52.3	-
16:22	7.5	20.8	16:22	55.8	52.1	-
16:23	7.0	19.3	16:23	48.0	52.3	-
16:24	7.0	18.4	16:24	43.5	52.3	-
16:25	6.8	16.3	16:25	42.8	51.7	-
16:26	6.8	15.0	16:26	43.0	51.2	-
16:27	12.0	12.2	16:27	45.8	51.4	-
16:28	6.8	10.7	16:28	77.8	52.8	-
16:29	6.8	8.9	16:29	52.0	52.5	-
16:30	6.8	8.0	16:30	42.3	50.4	-
16:31	7.5	7.8	16:31	40.8	49.5	-
16:32	6.0	7.7	16:32	42.8	49.4	-
16:33	6.8	7.6	16:33	41.5	49.2	-
16:34	7.0	7.5	16:34	40.0	48.3	-
16:35	7.3	7.5	16:35	39.0	47.3	-
16:36	10.0	7.5	16:36	39.5	46.3	-
16:37	6.5	7.4	16:37	41.8	45.4	-
16:38	7.8	7.4	16:38	42.5	45.0	-

Grand Union Bowling Alley Site
BCP #360222
150 Westchester Avenue, Port Chester
January 10, 2025

PARTICULATE DATA						
Upwind			Downwind			Exceeds Particulate Alarm Limit
Time	Concentration (ug/m^3)	15-Min Avg Concentration (ug/m^3)	Time	Concentration (ug/m^3)	15-Min Avg Concentration (ug/m^3)	
16:39	9.0	7.6	16:39	58.8	46.0	-
16:40	8.5	7.7	16:40	44.0	46.1	-
16:41	8.5	7.8	16:41	40.3	45.9	-
16:42	9.8	7.7	16:42	61.0	46.9	-
16:43	7.3	7.7	16:43	52.3	45.2	-
16:44	315.3	28.3	16:44	48.5	45.0	-
16:45	9.5	28.4	16:45	42.8	45.0	-
16:46	6.0	28.3	16:46	43.8	45.2	-
16:47	5.8	28.3	16:47	38.5	44.9	-
16:48	6.3	28.3	16:48	42.8	45.0	-
16:49	6.3	28.2	16:49	37.3	44.8	-
16:50	7.0	28.2	16:50	37.8	44.8	-
16:51	6.3	28.0	16:51	37.3	44.6	-
16:52	6.5	28.0	16:52	37.5	44.3	-
16:53	8.0	28.0	16:53	37.8	44.0	-
16:54	6.5	27.8	16:54	37.8	42.6	-
16:55	5.8	27.6	16:55	37.5	42.2	-

Grand Union Bowling Alley Site
BCP #360222
150 Westchester Avenue, Port Chester
January 10, 2025

Friday, January 10, 2025						
Number of Instances Where Downwind VOCs Exceeds Upwind VOCs + 5 =						0
Number of Comparable Data Points =						471
Start Time:						8:46
End Time:						16:55
PID DATA						
Upwind			Downwind			
Time	Concentration (ppm)	15-Min Avg Concentration (ppm)	Time	Concentration (ppm)	15-Min Avg Concentration (ppm)	Exceeds VOC Alarm Limit
8:46	0.0	-	8:46	-	-	-
8:47	0.0	-	8:47	-	-	-
8:48	0.0	-	8:48	-	-	-
8:49	0.0	-	8:49	-	-	-
8:50	0.0	-	8:50	0.0	-	-
8:51	0.0	-	8:51	0.0	-	-
8:52	0.0	-	8:52	0.0	-	-
8:53	0.0	-	8:53	0.0	-	-
8:54	0.0	-	8:54	0.0	-	-
8:55	0.0	-	8:55	0.0	-	-
8:56	0.0	-	8:56	0.0	-	-
8:57	0.0	-	8:57	0.0	-	-
8:58	0.0	-	8:58	0.0	-	-
8:59	0.0	-	8:59	0.0	-	-
9:00	0.0	-	9:00	0.0	-	-
9:01	0.0	0.0	9:01	0.0	-	-
9:02	0.0	0.0	9:02	0.0	-	-
9:03	0.0	0.0	9:03	0.0	-	-
9:04	0.0	0.0	9:04	0.0	-	-
9:05	0.0	0.0	9:05	0.0	0.0	-
9:06	0.0	0.0	9:06	0.0	0.0	-
9:07	0.0	0.0	9:07	0.0	0.0	-
9:08	0.0	0.0	9:08	0.0	0.0	-
9:09	0.0	0.0	9:09	0.0	0.0	-
9:10	0.0	0.0	9:10	0.0	0.0	-
9:11	0.0	0.0	9:11	0.0	0.0	-
9:12	0.0	0.0	9:12	0.0	0.0	-
9:13	0.0	0.0	9:13	0.0	0.0	-
9:14	0.0	0.0	9:14	0.0	0.0	-
9:15	0.0	0.0	9:15	0.0	0.0	-
9:16	0.0	0.0	9:16	0.0	0.0	-
9:17	0.0	0.0	9:17	0.0	0.0	-
9:18	0.0	0.0	9:18	0.0	0.0	-
9:19	0.0	0.0	9:19	0.0	0.0	-
9:20	0.0	0.0	9:20	0.0	0.0	-
9:21	0.0	0.0	9:21	0.0	0.0	-
9:22	0.0	0.0	9:22	0.0	0.0	-
9:23	0.0	0.0	9:23	0.0	0.0	-
9:24	0.0	0.0	9:24	0.0	0.0	-
9:25	0.0	0.0	9:25	0.0	0.0	-
9:26	0.0	0.0	9:26	0.0	0.0	-
9:27	0.0	0.0	9:27	0.0	0.0	-
9:28	0.0	0.0	9:28	0.0	0.0	-

Grand Union Bowling Alley Site
BCP #360222
150 Westchester Avenue, Port Chester
January 10, 2025

PID DATA						
Upwind			Downwind			
Time	Concentration (ppm)	15-Min Avg Concentration (ppm)	Time	Concentration (ppm)	15-Min Avg Concentration (ppm)	Exceeds VOC Alarm Limit
9:29	0.0	0.0	9:29	0.0	0.0	-
9:30	0.0	0.0	9:30	0.0	0.0	-
9:31	0.0	0.0	9:31	0.0	0.0	-
9:32	0.0	0.0	9:32	0.0	0.0	-
9:33	0.0	0.0	9:33	0.0	0.0	-
9:34	0.0	0.0	9:34	0.0	0.0	-
9:35	0.0	0.0	9:35	0.0	0.0	-
9:36	0.0	0.0	9:36	0.0	0.0	-
9:37	0.0	0.0	9:37	0.0	0.0	-
9:38	0.0	0.0	9:38	0.0	0.0	-
9:39	0.0	0.0	9:39	0.0	0.0	-
9:40	0.0	0.0	9:40	0.0	0.0	-
9:41	0.0	0.0	9:41	0.0	0.0	-
9:42	0.0	0.0	9:42	0.0	0.0	-
9:43	0.0	0.0	9:43	0.0	0.0	-
9:44	0.0	0.0	9:44	0.0	0.0	-
9:45	0.0	0.0	9:45	0.0	0.0	-
9:46	0.0	0.0	9:46	0.0	0.0	-
9:47	0.0	0.0	9:47	0.0	0.0	-
9:48	0.0	0.0	9:48	0.0	0.0	-
9:49	0.0	0.0	9:49	0.0	0.0	-
9:50	0.0	0.0	9:50	0.0	0.0	-
9:51	0.0	0.0	9:51	0.0	0.0	-
9:52	0.0	0.0	9:52	0.0	0.0	-
9:53	0.0	0.0	9:53	0.0	0.0	-
9:54	0.0	0.0	9:54	0.0	0.0	-
9:55	0.0	0.0	9:55	0.0	0.0	-
9:56	0.0	0.0	9:56	0.0	0.0	-
9:57	0.0	0.0	9:57	0.0	0.0	-
9:58	0.0	0.0	9:58	0.0	0.0	-
9:59	0.0	0.0	9:59	0.0	0.0	-
10:00	0.0	0.0	10:00	0.0	0.0	-
10:01	0.0	0.0	10:01	0.0	0.0	-
10:02	0.0	0.0	10:02	0.0	0.0	-
10:03	0.0	0.0	10:03	0.0	0.0	-
10:04	0.0	0.0	10:04	0.0	0.0	-
10:05	0.0	0.0	10:05	0.0	0.0	-
10:06	0.0	0.0	10:06	0.0	0.0	-
10:07	0.0	0.0	10:07	0.0	0.0	-
10:08	0.0	0.0	10:08	0.0	0.0	-
10:09	0.0	0.0	10:09	0.0	0.0	-
10:10	0.0	0.0	10:10	0.0	0.0	-
10:11	0.0	0.0	10:11	0.0	0.0	-
10:12	0.0	0.0	10:12	0.0	0.0	-
10:13	0.0	0.0	10:13	0.0	0.0	-
10:14	0.0	0.0	10:14	0.0	0.0	-
10:15	0.0	0.0	10:15	0.0	0.0	-
10:16	0.0	0.0	10:16	0.0	0.0	-
10:17	0.0	0.0	10:17	0.0	0.0	-

Grand Union Bowling Alley Site
BCP #360222
150 Westchester Avenue, Port Chester
January 10, 2025

PID DATA						
Upwind			Downwind			
Time	Concentration (ppm)	15-Min Avg Concentration (ppm)	Time	Concentration (ppm)	15-Min Avg Concentration (ppm)	Exceeds VOC Alarm Limit
10:18	0.0	0.0	10:18	0.0	0.0	-
10:19	0.0	0.0	10:19	0.0	0.0	-
10:20	0.0	0.0	10:20	0.0	0.0	-
10:21	0.0	0.0	10:21	0.0	0.0	-
10:22	0.0	0.0	10:22	0.0	0.0	-
10:23	0.0	0.0	10:23	0.0	0.0	-
10:24	0.0	0.0	10:24	0.0	0.0	-
10:25	0.0	0.0	10:25	0.0	0.0	-
10:26	0.0	0.0	10:26	0.0	0.0	-
10:27	0.0	0.0	10:27	0.0	0.0	-
10:28	0.0	0.0	10:28	0.0	0.0	-
10:29	0.0	0.0	10:29	0.0	0.0	-
10:30	0.0	0.0	10:30	0.0	0.0	-
10:31	0.0	0.0	10:31	0.0	0.0	-
10:32	0.0	0.0	10:32	0.0	0.0	-
10:33	0.0	0.0	10:33	0.0	0.0	-
10:34	0.0	0.0	10:34	0.0	0.0	-
10:35	0.0	0.0	10:35	0.0	0.0	-
10:36	0.0	0.0	10:36	0.0	0.0	-
10:37	0.0	0.0	10:37	0.0	0.0	-
10:38	0.0	0.0	10:38	0.0	0.0	-
10:39	0.0	0.0	10:39	0.0	0.0	-
10:40	0.0	0.0	10:40	0.0	0.0	-
10:41	0.0	0.0	10:41	0.0	0.0	-
10:42	0.0	0.0	10:42	0.0	0.0	-
10:43	0.0	0.0	10:43	0.0	0.0	-
10:44	0.0	0.0	10:44	0.0	0.0	-
10:45	0.0	0.0	10:45	0.0	0.0	-
10:46	0.0	0.0	10:46	0.0	0.0	-
10:47	0.0	0.0	10:47	0.0	0.0	-
10:48	0.0	0.0	10:48	0.0	0.0	-
10:49	0.0	0.0	10:49	0.0	0.0	-
10:50	0.0	0.0	10:50	0.0	0.0	-
10:51	0.0	0.0	10:51	0.0	0.0	-
10:52	0.0	0.0	10:52	0.0	0.0	-
10:53	0.0	0.0	10:53	0.0	0.0	-
10:54	0.0	0.0	10:54	0.0	0.0	-
10:55	0.0	0.0	10:55	0.0	0.0	-
10:56	0.0	0.0	10:56	0.0	0.0	-
10:57	0.0	0.0	10:57	0.0	0.0	-
10:58	0.0	0.0	10:58	0.0	0.0	-
10:59	0.0	0.0	10:59	0.0	0.0	-
11:00	0.0	0.0	11:00	0.0	0.0	-
11:01	0.0	0.0	11:01	0.0	0.0	-
11:02	0.0	0.0	11:02	0.0	0.0	-
11:03	0.0	0.0	11:03	0.0	0.0	-
11:04	0.0	0.0	11:04	0.0	0.0	-
11:05	0.0	0.0	11:05	0.0	0.0	-
11:06	0.0	0.0	11:06	0.0	0.0	-

Grand Union Bowling Alley Site
BCP #360222
150 Westchester Avenue, Port Chester
January 10, 2025

PID DATA						
Upwind			Downwind			
Time	Concentration (ppm)	15-Min Avg Concentration (ppm)	Time	Concentration (ppm)	15-Min Avg Concentration (ppm)	Exceeds VOC Alarm Limit
11:07	0.0	0.0	11:07	0.0	0.0	-
11:08	0.0	0.0	11:08	0.0	0.0	-
11:09	0.0	0.0	11:09	0.0	0.0	-
11:10	0.0	0.0	11:10	0.0	0.0	-
11:11	0.0	0.0	11:11	0.0	0.0	-
11:12	0.0	0.0	11:12	0.0	0.0	-
11:13	0.0	0.0	11:13	0.0	0.0	-
11:14	0.0	0.0	11:14	0.0	0.0	-
11:15	0.0	0.0	11:15	0.0	0.0	-
11:16	0.0	0.0	11:16	0.0	0.0	-
11:17	0.0	0.0	11:17	0.0	0.0	-
11:18	0.0	0.0	11:18	0.0	0.0	-
11:19	0.0	0.0	11:19	0.0	0.0	-
11:20	0.0	0.0	11:20	0.0	0.0	-
11:21	0.0	0.0	11:21	0.0	0.0	-
11:22	0.0	0.0	11:22	0.0	0.0	-
11:23	0.0	0.0	11:23	0.0	0.0	-
11:24	0.0	0.0	11:24	0.0	0.0	-
11:25	0.0	0.0	11:25	0.0	0.0	-
11:26	0.0	0.0	11:26	0.0	0.0	-
11:27	0.0	0.0	11:27	0.0	0.0	-
11:28	0.0	0.0	11:28	0.0	0.0	-
11:29	0.0	0.0	11:29	0.0	0.0	-
11:30	0.0	0.0	11:30	0.0	0.0	-
11:31	0.0	0.0	11:31	0.0	0.0	-
11:32	0.0	0.0	11:32	0.0	0.0	-
11:33	0.0	0.0	11:33	0.0	0.0	-
11:34	0.0	0.0	11:34	0.0	0.0	-
11:35	0.0	0.0	11:35	0.0	0.0	-
11:36	0.0	0.0	11:36	0.0	0.0	-
11:37	0.0	0.0	11:37	0.0	0.0	-
11:38	0.0	0.0	11:38	0.0	0.0	-
11:39	0.0	0.0	11:39	0.0	0.0	-
11:40	0.0	0.0	11:40	0.0	0.0	-
11:41	0.0	0.0	11:41	0.0	0.0	-
11:42	0.0	0.0	11:42	0.0	0.0	-
11:43	0.0	0.0	11:43	0.0	0.0	-
11:44	0.0	0.0	11:44	0.0	0.0	-
11:45	0.0	0.0	11:45	0.0	0.0	-
11:46	0.0	0.0	11:46	0.0	0.0	-
11:47	0.0	0.0	11:47	0.0	0.0	-
11:48	0.0	0.0	11:48	0.0	0.0	-
11:49	0.0	0.0	11:49	0.0	0.0	-
11:50	0.0	0.0	11:50	0.0	0.0	-
11:51	0.0	0.0	11:51	0.0	0.0	-
11:52	0.0	0.0	11:52	0.0	0.0	-
11:53	0.0	0.0	11:53	0.0	0.0	-
11:54	0.0	0.0	11:54	0.0	0.0	-
11:55	0.0	0.0	11:55	0.0	0.0	-

Grand Union Bowling Alley Site
BCP #360222
150 Westchester Avenue, Port Chester
January 10, 2025

PID DATA						
Upwind			Downwind			
Time	Concentration (ppm)	15-Min Avg Concentration (ppm)	Time	Concentration (ppm)	15-Min Avg Concentration (ppm)	Exceeds VOC Alarm Limit
11:56	0.0	0.0	11:56	0.0	0.0	-
11:57	0.0	0.0	11:57	0.0	0.0	-
11:58	0.0	0.0	11:58	0.0	0.0	-
11:59	0.0	0.0	11:59	0.0	0.0	-
12:00	0.0	0.0	12:00	0.0	0.0	-
12:01	0.0	0.0	12:01	0.0	0.0	-
12:02	0.0	0.0	12:02	0.0	0.0	-
12:03	0.0	0.0	12:03	0.0	0.0	-
12:04	0.0	0.0	12:04	0.0	0.0	-
12:05	0.0	0.0	12:05	0.0	0.0	-
12:06	0.0	0.0	12:06	0.0	0.0	-
12:07	0.0	0.0	12:07	0.0	0.0	-
12:08	0.0	0.0	12:08	0.0	0.0	-
12:09	0.0	0.0	12:09	0.0	0.0	-
12:10	0.0	0.0	12:10	0.0	0.0	-
12:11	0.0	0.0	12:11	0.0	0.0	-
12:12	0.0	0.0	12:12	0.0	0.0	-
12:13	0.0	0.0	12:13	0.0	0.0	-
12:14	0.0	0.0	12:14	0.0	0.0	-
12:15	0.0	0.0	12:15	0.0	0.0	-
12:16	0.0	0.0	12:16	0.0	0.0	-
12:17	0.0	0.0	12:17	0.0	0.0	-
12:18	0.0	0.0	12:18	0.0	0.0	-
12:19	0.0	0.0	12:19	0.0	0.0	-
12:20	0.0	0.0	12:20	0.0	0.0	-
12:21	0.0	0.0	12:21	0.0	0.0	-
12:22	0.0	0.0	12:22	0.0	0.0	-
12:23	0.0	0.0	12:23	0.0	0.0	-
12:24	0.0	0.0	12:24	0.0	0.0	-
12:25	0.0	0.0	12:25	0.0	0.0	-
12:26	0.0	0.0	12:26	0.0	0.0	-
12:27	0.0	0.0	12:27	0.0	0.0	-
12:28	0.0	0.0	12:28	0.0	0.0	-
12:29	0.0	0.0	12:29	0.0	0.0	-
12:30	0.0	0.0	12:30	0.0	0.0	-
12:31	0.0	0.0	12:31	0.0	0.0	-
12:32	0.0	0.0	12:32	0.0	0.0	-
12:33	0.0	0.0	12:33	0.0	0.0	-
12:34	0.0	0.0	12:34	0.0	0.0	-
12:35	0.0	0.0	12:35	0.0	0.0	-
12:36	0.0	0.0	12:36	0.0	0.0	-
12:37	0.0	0.0	12:37	0.0	0.0	-
12:38	0.0	0.0	12:38	0.0	0.0	-
12:39	0.0	0.0	12:39	0.0	0.0	-
12:40	0.0	0.0	12:40	0.0	0.0	-
12:41	0.0	0.0	12:41	0.0	0.0	-
12:42	0.0	0.0	12:42	0.0	0.0	-
12:43	0.0	0.0	12:43	0.0	0.0	-
12:44	0.0	0.0	12:44	0.0	0.0	-

Grand Union Bowling Alley Site
BCP #360222
150 Westchester Avenue, Port Chester
January 10, 2025

PID DATA						
Upwind			Downwind			
Time	Concentration (ppm)	15-Min Avg Concentration (ppm)	Time	Concentration (ppm)	15-Min Avg Concentration (ppm)	Exceeds VOC Alarm Limit
12:45	0.0	0.0	12:45	0.0	0.0	-
12:46	0.0	0.0	12:46	0.0	0.0	-
12:47	0.0	0.0	12:47	0.0	0.0	-
12:48	0.0	0.0	12:48	0.0	0.0	-
12:49	0.0	0.0	12:49	0.0	0.0	-
12:50	0.0	0.0	12:50	0.0	0.0	-
12:51	0.0	0.0	12:51	0.0	0.0	-
12:52	0.0	0.0	12:52	0.0	0.0	-
12:53	0.0	0.0	12:53	0.0	0.0	-
12:54	0.0	0.0	12:54	0.0	0.0	-
12:55	0.0	0.0	12:55	0.0	0.0	-
12:56	0.0	0.0	12:56	0.0	0.0	-
12:57	0.0	0.0	12:57	0.0	0.0	-
12:58	0.0	0.0	12:58	0.0	0.0	-
12:59	0.0	0.0	12:59	0.0	0.0	-
13:00	0.0	0.0	13:00	0.0	0.0	-
13:01	0.0	0.0	13:01	0.0	0.0	-
13:02	0.0	0.0	13:02	0.0	0.0	-
13:03	0.0	0.0	13:03	0.0	0.0	-
13:04	0.0	0.0	13:04	0.0	0.0	-
13:05	0.0	0.0	13:05	0.0	0.0	-
13:06	0.0	0.0	13:06	0.0	0.0	-
13:07	0.0	0.0	13:07	0.0	0.0	-
13:08	0.0	0.0	13:08	0.0	0.0	-
13:09	0.0	0.0	13:09	0.0	0.0	-
13:10	0.0	0.0	13:10	0.0	0.0	-
13:11	0.0	0.0	13:11	0.0	0.0	-
13:12	0.0	0.0	13:12	0.0	0.0	-
13:13	0.0	0.0	13:13	0.0	0.0	-
13:14	0.0	0.0	13:14	0.0	0.0	-
13:15	0.0	0.0	13:15	0.0	0.0	-
13:16	0.0	0.0	13:16	0.0	0.0	-
13:17	0.0	0.0	13:17	0.0	0.0	-
13:18	0.0	0.0	13:18	0.0	0.0	-
13:19	0.0	0.0	13:19	0.0	0.0	-
13:20	0.0	0.0	13:20	0.0	0.0	-
13:21	0.0	0.0	13:21	0.0	0.0	-
13:22	0.0	0.0	13:22	0.0	0.0	-
13:23	0.0	0.0	13:23	0.0	0.0	-
13:24	0.0	0.0	13:24	0.0	0.0	-
13:25	0.0	0.0	13:25	0.0	0.0	-
13:26	0.0	0.0	13:26	0.0	0.0	-
13:27	0.0	0.0	13:27	0.0	0.0	-
13:28	0.0	0.0	13:28	0.0	0.0	-
13:29	0.0	0.0	13:29	0.0	0.0	-
13:30	0.0	0.0	13:30	0.0	0.0	-
13:31	0.0	0.0	13:31	0.0	0.0	-
13:32	0.0	0.0	13:32	0.0	0.0	-
13:33	0.0	0.0	13:33	0.0	0.0	-

Grand Union Bowling Alley Site
BCP #360222
150 Westchester Avenue, Port Chester
January 10, 2025

PID DATA						
Upwind			Downwind			
Time	Concentration (ppm)	15-Min Avg Concentration (ppm)	Time	Concentration (ppm)	15-Min Avg Concentration (ppm)	Exceeds VOC Alarm Limit
13:34	0.0	0.0	13:34	0.0	0.0	-
13:35	0.0	0.0	13:35	0.0	0.0	-
13:36	0.0	0.0	13:36	0.0	0.0	-
13:37	0.0	0.0	13:37	0.0	0.0	-
13:38	0.0	0.0	13:38	0.0	0.0	-
13:39	0.0	0.0	13:39	0.0	0.0	-
13:40	0.0	0.0	13:40	0.0	0.0	-
13:41	0.0	0.0	13:41	0.0	0.0	-
13:42	0.0	0.0	13:42	0.0	0.0	-
13:43	0.0	0.0	13:43	0.0	0.0	-
13:44	0.0	0.0	13:44	0.0	0.0	-
13:45	0.0	0.0	13:45	0.0	0.0	-
13:46	0.0	0.0	13:46	0.0	0.0	-
13:47	0.0	0.0	13:47	0.0	0.0	-
13:48	0.0	0.0	13:48	0.0	0.0	-
13:49	0.0	0.0	13:49	0.0	0.0	-
13:50	0.0	0.0	13:50	0.0	0.0	-
13:51	0.0	0.0	13:51	0.0	0.0	-
13:52	0.0	0.0	13:52	0.0	0.0	-
13:53	0.0	0.0	13:53	0.0	0.0	-
13:54	0.0	0.0	13:54	0.0	0.0	-
13:55	0.0	0.0	13:55	0.0	0.0	-
13:56	0.0	0.0	13:56	0.0	0.0	-
13:57	0.0	0.0	13:57	0.0	0.0	-
13:58	0.0	0.0	13:58	0.0	0.0	-
13:59	0.0	0.0	13:59	0.0	0.0	-
14:00	0.0	0.0	14:00	0.0	0.0	-
14:01	0.0	0.0	14:01	0.0	0.0	-
14:02	0.0	0.0	14:02	0.0	0.0	-
14:03	0.0	0.0	14:03	0.0	0.0	-
14:04	0.0	0.0	14:04	0.0	0.0	-
14:05	0.0	0.0	14:05	0.0	0.0	-
14:06	0.0	0.0	14:06	0.0	0.0	-
14:07	0.0	0.0	14:07	0.0	0.0	-
14:08	0.0	0.0	14:08	0.0	0.0	-
14:09	0.0	0.0	14:09	0.0	0.0	-
14:10	0.0	0.0	14:10	0.0	0.0	-
14:11	0.0	0.0	14:11	0.0	0.0	-
14:12	0.0	0.0	14:12	0.0	0.0	-
14:13	0.0	0.0	14:13	0.0	0.0	-
14:14	0.0	0.0	14:14	0.0	0.0	-
14:15	0.0	0.0	14:15	0.0	0.0	-
14:16	0.0	0.0	14:16	0.0	0.0	-
14:17	0.0	0.0	14:17	0.0	0.0	-
14:18	0.0	0.0	14:18	0.0	0.0	-
14:19	0.0	0.0	14:19	0.0	0.0	-
14:20	0.0	0.0	14:20	0.0	0.0	-
14:21	0.0	0.0	14:21	0.0	0.0	-
14:22	0.0	0.0	14:22	0.0	0.0	-

Grand Union Bowling Alley Site
BCP #360222
150 Westchester Avenue, Port Chester
January 10, 2025

PID DATA						
Upwind			Downwind			
Time	Concentration (ppm)	15-Min Avg Concentration (ppm)	Time	Concentration (ppm)	15-Min Avg Concentration (ppm)	Exceeds VOC Alarm Limit
14:23	0.0	0.0	14:23	0.0	0.0	-
14:24	0.0	0.0	14:24	0.0	0.0	-
14:25	0.0	0.0	14:25	0.0	0.0	-
14:26	0.0	0.0	14:26	0.0	0.0	-
14:27	0.0	0.0	14:27	0.0	0.0	-
14:28	0.0	0.0	14:28	0.0	0.0	-
14:29	0.0	0.0	14:29	0.0	0.0	-
14:30	0.0	0.0	14:30	0.0	0.0	-
14:31	0.0	0.0	14:31	0.0	0.0	-
14:32	0.0	0.0	14:32	0.0	0.0	-
14:33	0.0	0.0	14:33	0.0	0.0	-
14:34	0.0	0.0	14:34	0.0	0.0	-
14:35	0.0	0.0	14:35	0.0	0.0	-
14:36	0.0	0.0	14:36	0.0	0.0	-
14:37	0.0	0.0	14:37	0.0	0.0	-
14:38	0.0	0.0	14:38	0.0	0.0	-
14:39	0.0	0.0	14:39	0.0	0.0	-
14:40	0.0	0.0	14:40	0.0	0.0	-
14:41	0.0	0.0	14:41	0.0	0.0	-
14:42	0.0	0.0	14:42	0.0	0.0	-
14:43	0.0	0.0	14:43	0.0	0.0	-
14:44	0.0	0.0	14:44	0.0	0.0	-
14:45	0.0	0.0	14:45	0.0	0.0	-
14:46	0.0	0.0	14:46	0.0	0.0	-
14:47	0.0	0.0	14:47	0.0	0.0	-
14:48	0.0	0.0	14:48	0.0	0.0	-
14:49	0.0	0.0	14:49	0.0	0.0	-
14:50	0.0	0.0	14:50	0.0	0.0	-
14:51	0.0	0.0	14:51	0.0	0.0	-
14:52	0.0	0.0	14:52	0.0	0.0	-
14:53	0.0	0.0	14:53	0.0	0.0	-
14:54	0.0	0.0	14:54	0.0	0.0	-
14:55	0.0	0.0	14:55	0.0	0.0	-
14:56	0.0	0.0	14:56	0.0	0.0	-
14:57	0.0	0.0	14:57	0.0	0.0	-
14:58	0.0	0.0	14:58	0.0	0.0	-
14:59	0.0	0.0	14:59	0.0	0.0	-
15:00	0.0	0.0	15:00	0.0	0.0	-
15:01	0.0	0.0	15:01	0.0	0.0	-
15:02	0.0	0.0	15:02	0.0	0.0	-
15:03	0.0	0.0	15:03	0.0	0.0	-
15:04	0.0	0.0	15:04	0.0	0.0	-
15:05	0.0	0.0	15:05	0.0	0.0	-
15:06	0.0	0.0	15:06	0.0	0.0	-
15:07	0.0	0.0	15:07	0.0	0.0	-
15:08	0.0	0.0	15:08	0.0	0.0	-
15:09	0.0	0.0	15:09	0.0	0.0	-
15:10	0.0	0.0	15:10	0.0	0.0	-
15:11	0.0	0.0	15:11	0.0	0.0	-

Grand Union Bowling Alley Site
BCP #360222
150 Westchester Avenue, Port Chester
January 10, 2025

PID DATA						
Upwind			Downwind			
Time	Concentration (ppm)	15-Min Avg Concentration (ppm)	Time	Concentration (ppm)	15-Min Avg Concentration (ppm)	Exceeds VOC Alarm Limit
15:12	0.0	0.0	15:12	0.0	0.0	-
15:13	0.0	0.0	15:13	0.0	0.0	-
15:14	0.0	0.0	15:14	0.0	0.0	-
15:15	0.0	0.0	15:15	0.0	0.0	-
15:16	0.0	0.0	15:16	0.0	0.0	-
15:17	0.0	0.0	15:17	0.0	0.0	-
15:18	0.0	0.0	15:18	0.0	0.0	-
15:19	0.0	0.0	15:19	0.0	0.0	-
15:20	0.0	0.0	15:20	0.0	0.0	-
15:21	0.0	0.0	15:21	0.0	0.0	-
15:22	0.0	0.0	15:22	0.0	0.0	-
15:23	0.0	0.0	15:23	0.0	0.0	-
15:24	0.0	0.0	15:24	0.0	0.0	-
15:25	0.0	0.0	15:25	0.0	0.0	-
15:26	0.0	0.0	15:26	0.0	0.0	-
15:27	0.0	0.0	15:27	0.0	0.0	-
15:28	0.0	0.0	15:28	0.0	0.0	-
15:29	0.0	0.0	15:29	0.0	0.0	-
15:30	0.0	0.0	15:30	0.0	0.0	-
15:31	0.0	0.0	15:31	0.0	0.0	-
15:32	0.0	0.0	15:32	0.0	0.0	-
15:33	0.0	0.0	15:33	0.0	0.0	-
15:34	0.0	0.0	15:34	0.0	0.0	-
15:35	0.0	0.0	15:35	0.0	0.0	-
15:36	0.0	0.0	15:36	0.0	0.0	-
15:37	0.0	0.0	15:37	0.0	0.0	-
15:38	0.0	0.0	15:38	0.0	0.0	-
15:39	0.0	0.0	15:39	0.0	0.0	-
15:40	0.0	0.0	15:40	0.0	0.0	-
15:41	0.0	0.0	15:41	0.0	0.0	-
15:42	0.0	0.0	15:42	0.0	0.0	-
15:43	0.0	0.0	15:43	0.0	0.0	-
15:44	0.0	0.0	15:44	0.0	0.0	-
15:45	0.0	0.0	15:45	0.0	0.0	-
15:46	0.0	0.0	15:46	0.0	0.0	-
15:47	0.0	0.0	15:47	0.0	0.0	-
15:48	0.0	0.0	15:48	0.0	0.0	-
15:49	0.0	0.0	15:49	0.0	0.0	-
15:50	0.0	0.0	15:50	0.0	0.0	-
15:51	0.0	0.0	15:51	0.0	0.0	-
15:52	0.0	0.0	15:52	0.0	0.0	-
15:53	0.0	0.0	15:53	0.0	0.0	-
15:54	0.0	0.0	15:54	0.0	0.0	-
15:55	0.0	0.0	15:55	0.0	0.0	-
15:56	0.0	0.0	15:56	0.0	0.0	-
15:57	0.0	0.0	15:57	0.0	0.0	-
15:58	0.0	0.0	15:58	0.0	0.0	-
15:59	0.0	0.0	15:59	0.0	0.0	-
16:00	0.0	0.0	16:00	0.0	0.0	-

Grand Union Bowling Alley Site
BCP #360222
150 Westchester Avenue, Port Chester
January 10, 2025

PID DATA						
Upwind			Downwind			
Time	Concentration (ppm)	15-Min Avg Concentration (ppm)	Time	Concentration (ppm)	15-Min Avg Concentration (ppm)	Exceeds VOC Alarm Limit
16:01	0.0	0.0	16:01	0.0	0.0	-
16:02	0.0	0.0	16:02	0.0	0.0	-
16:03	0.0	0.0	16:03	0.0	0.0	-
16:04	0.0	0.0	16:04	0.0	0.0	-
16:05	0.0	0.0	16:05	0.0	0.0	-
16:06	0.0	0.0	16:06	0.0	0.0	-
16:07	0.0	0.0	16:07	0.0	0.0	-
16:08	0.0	0.0	16:08	0.0	0.0	-
16:09	0.0	0.0	16:09	0.0	0.0	-
16:10	0.0	0.0	16:10	0.0	0.0	-
16:11	0.0	0.0	16:11	0.0	0.0	-
16:12	0.0	0.0	16:12	0.0	0.0	-
16:13	0.0	0.0	16:13	0.0	0.0	-
16:14	0.0	0.0	16:14	0.0	0.0	-
16:15	0.0	0.0	16:15	0.0	0.0	-
16:16	0.0	0.0	16:16	0.0	0.0	-
16:17	0.0	0.0	16:17	0.0	0.0	-
16:18	0.0	0.0	16:18	0.0	0.0	-
16:19	0.0	0.0	16:19	0.0	0.0	-
16:20	0.0	0.0	16:20	0.0	0.0	-
16:21	0.0	0.0	16:21	0.0	0.0	-
16:22	0.0	0.0	16:22	0.0	0.0	-
16:23	0.0	0.0	16:23	0.0	0.0	-
16:24	0.0	0.0	16:24	0.0	0.0	-
16:25	0.0	0.0	16:25	0.0	0.0	-
16:26	0.0	0.0	16:26	0.0	0.0	-
16:27	0.0	0.0	16:27	0.0	0.0	-
16:28	0.0	0.0	16:28	0.0	0.0	-
16:29	0.0	0.0	16:29	0.0	0.0	-
16:30	0.0	0.0	16:30	0.0	0.0	-
16:31	0.0	0.0	16:31	0.0	0.0	-
16:32	0.0	0.0	16:32	0.0	0.0	-
16:33	0.0	0.0	16:33	0.0	0.0	-
16:34	0.0	0.0	16:34	0.0	0.0	-
16:35	0.0	0.0	16:35	0.0	0.0	-
16:36	0.0	0.0	16:36	0.0	0.0	-
16:37	0.0	0.0	16:37	0.0	0.0	-
16:38	0.0	0.0	16:38	0.0	0.0	-
16:39	0.0	0.0	16:39	0.0	0.0	-
16:40	0.0	0.0	16:40	0.0	0.0	-
16:41	0.0	0.0	16:41	0.0	0.0	-
16:42	0.0	0.0	16:42	0.0	0.0	-
16:43	0.0	0.0	16:43	0.0	0.0	-
16:44	0.0	0.0	16:44	0.0	0.0	-
16:45	0.0	0.0	16:45	0.0	0.0	-
16:46	0.0	0.0	16:46	0.0	0.0	-
16:47	0.0	0.0	16:47	0.0	0.0	-
16:48	0.0	0.0	16:48	0.0	0.0	-
16:49	0.0	0.0	16:49	0.0	0.0	-

Grand Union Bowling Alley Site
BCP #360222
150 Westchester Avenue, Port Chester
January 10, 2025

PID DATA						
Upwind			Downwind			Exceeds VOC Alarm Limit
Time	Concentration (ppm)	15-Min Avg Concentration (ppm)	Time	Concentration (ppm)	15-Min Avg Concentration (ppm)	
16:50	0.0	0.0	16:50	0.0	0.0	-
16:51	0.0	0.0	16:51	0.0	0.0	-
16:52	0.0	0.0	16:52	0.0	0.0	-
16:53	0.0	0.0	16:53	0.0	0.0	-
16:54	0.0	0.0	16:54	0.0	0.0	-
16:55	0.0	0.0	16:55	0.0	0.0	-

SESI CONSULTING ENGINEERS

959 US-46 Floor 3, Suite 300 - Parsippany-Troy Hills, NJ

DAILY AIR MONITORING REPORT
150 Westchester Avenue
Port Chester, New York

01/11/2025

Rev. No. 0	Page 1 of 2
Project Number: 11895A	
Dust Action Level	150 µg/m^3
VOC Action Level	5 ppm

Weather Data Range for Work Day		Wind Direction	NNW	Relative Humidity (%)	63.0 - 83.0	Daily Rain Total (in)	0.00	Readings in the summary table and graphs below are the reported downwind concentrations.
Temperature (°F)	31.0 - 35.0	Wind Speed (MPH)	1.6 - 7.7	Barometer (inHg)	29.50 - 29.50	Avg. Dew Point Temp (°F)	25.7	

Station Location	Daily Avg. Dust Concentration (µg/m^3)	Max 15-Min Dust Concentration (µg/m^3)	Time of Max Dust Reading	Daily Avg. VOC Concentration (ppm)	Max 15-Min VOC Concentration (ppm)	Time of Max VOC Reading
Upwind	25.9	171.6	13:38	0.0	0.0	10:48
Downwind	35.7	82.5	13:36	0.0	0.0	10:47

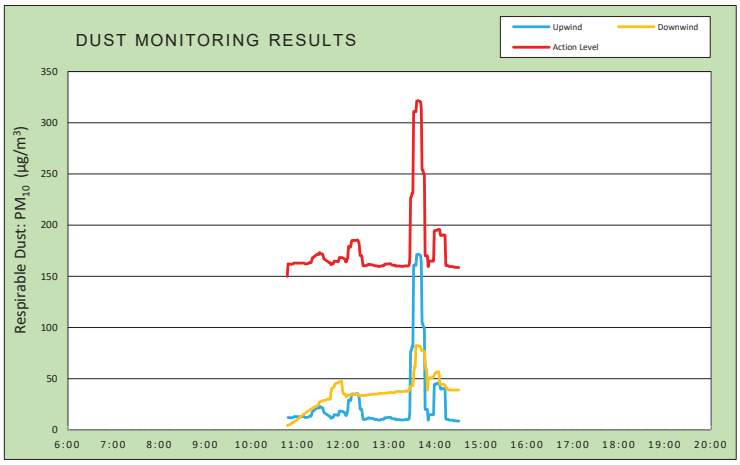

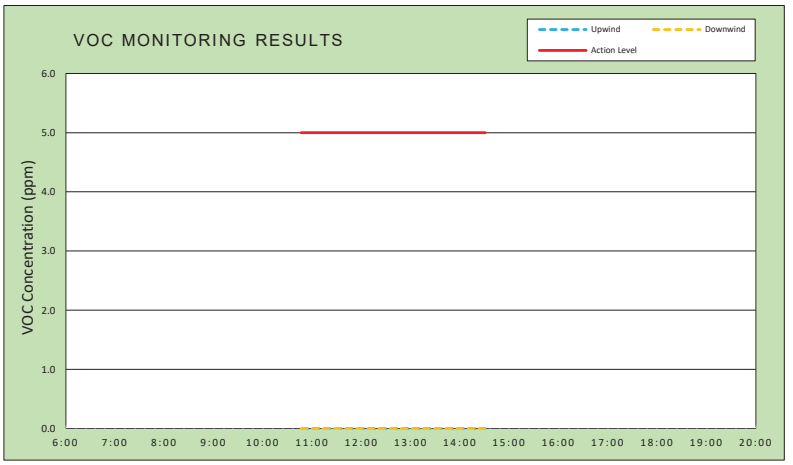

Air Monitoring Notes:

Weather Notes:

EMILCOTT
A Triumvirate Environmental Company

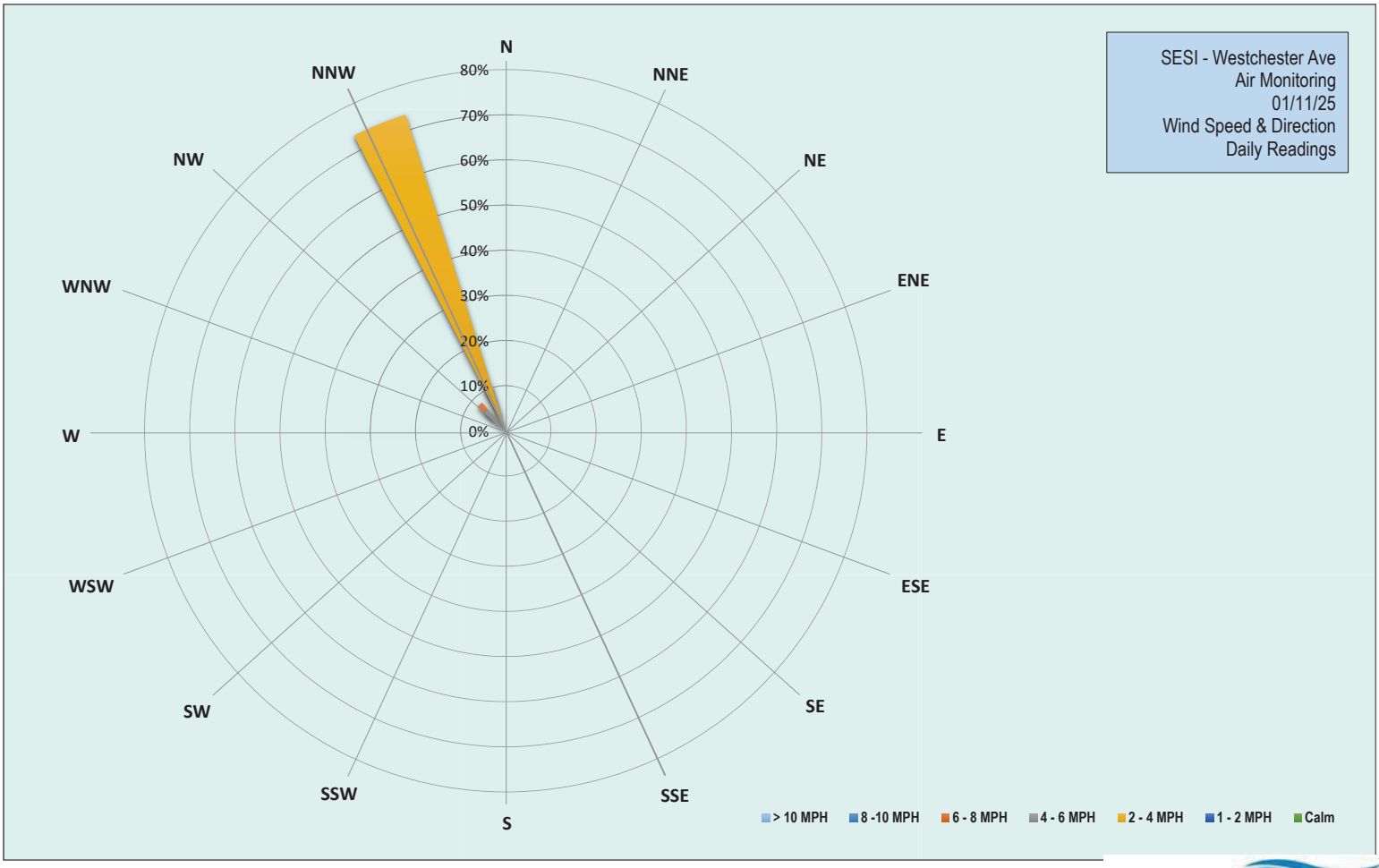

EMILCOTT
A Triumvirate Environmental Company

Grand Union Bowling Alley Site
BCP #360222
150 Westchester Avenue, Port Chester
January 11, 2025

Saturday, January 11, 2025						
Number of Instances Where Downwind Particulates Exceeds Upwind Particulate + 150 =						0
Number of Comparable Data Points =						224
Start Time:						10:32
End Time:						14:31
PARTICULATE DATA						
Upwind			Downwind			Exceeds Particulate Alarm Limit
Time	Concentration (ug/m^3)	15-Min Avg Concentration (ug/m^3)	Time	Concentration (ug/m^3)	15-Min Avg Concentration (ug/m^3)	
10:32	-	-	10:32	3.5	-	-
10:33	15.0	-	10:33	2.8	-	-
10:34	13.8	-	10:34	2.8	-	-
10:35	12.6	-	10:35	3.8	-	-
10:36	12.6	-	10:36	4.0	-	-
10:37	11.4	-	10:37	2.3	-	-
10:38	11.8	-	10:38	2.5	-	-
10:39	11.8	-	10:39	2.5	-	-
10:40	11.8	-	10:40	4.8	-	-
10:41	13.4	-	10:41	4.8	-	-
10:42	13.0	-	10:42	5.5	-	-
10:43	12.6	-	10:43	5.8	-	-
10:44	12.0	-	10:44	5.3	-	-
10:45	11.4	-	10:45	6.0	-	-
10:46	12.2	-	10:46	5.5	-	-
10:47	10.8	-	10:47	6.5	4.3	-
10:48	11.0	12.1	10:48	6.8	4.6	-
10:49	12.6	12.1	10:49	8.0	4.9	-
10:50	11.6	12.0	10:50	8.3	5.2	-
10:51	11.4	11.9	10:51	9.3	5.6	-
10:52	12.0	12.0	10:52	9.5	6.1	-
10:53	11.0	11.9	10:53	10.8	6.6	-
10:54	12.2	11.9	10:54	11.3	7.2	-
10:55	22.2	12.6	10:55	11.5	7.6	-
10:56	20.2	13.1	10:56	11.3	8.1	-
10:57	12.2	13.0	10:57	13.3	8.6	-
10:58	12.2	13.0	10:58	13.5	9.1	-
10:59	12.2	13.0	10:59	13.8	9.7	-
11:00	10.8	13.0	11:00	14.8	10.3	-
11:01	11.2	12.9	11:01	15.0	10.9	-
11:02	11.8	13.0	11:02	15.3	11.5	-
11:03	11.6	13.0	11:03	15.8	12.1	-
11:04	11.2	12.9	11:04	16.8	12.7	-
11:05	11.2	12.9	11:05	17.5	13.3	-
11:06	12.4	13.0	11:06	18.3	13.9	-
11:07	12.8	13.0	11:07	19.5	14.5	-
11:08	11.6	13.1	11:08	18.3	15.0	-
11:09	11.4	13.0	11:09	19.5	15.6	-
11:10	12.0	12.3	11:10	20.3	16.2	-
11:11	16.2	12.1	11:11	20.5	16.8	-
11:12	15.4	12.3	11:12	20.5	17.3	-

Grand Union Bowling Alley Site
BCP #360222
150 Westchester Avenue, Port Chester
January 11, 2025

PARTICULATE DATA						
Upwind			Downwind			Exceeds Particulate Alarm Limit
Time	Concentration (ug/m^3)	15-Min Avg Concentration (ug/m^3)	Time	Concentration (ug/m^3)	15-Min Avg Concentration (ug/m^3)	
11:13	14.0	12.4	11:13	21.3	17.8	-
11:14	11.4	12.3	11:14	22.8	18.4	-
11:15	20.6	13.0	11:15	22.3	18.9	-
11:16	17.8	13.4	11:16	22.8	19.4	-
11:17	12.2	13.5	11:17	22.0	19.9	-
11:18	11.8	13.5	11:18	23.5	20.4	-
11:19	47.0	15.9	11:19	24.0	20.9	-
11:20	46.6	18.2	11:20	24.5	21.3	-
11:21	17.2	18.5	11:21	25.3	21.8	-
11:22	22.4	19.2	11:22	26.3	22.2	-
11:23	23.6	20.0	11:23	24.3	22.6	-
11:24	16.2	20.3	11:24	24.3	23.0	-
11:25	22.0	21.0	11:25	24.5	23.2	-
11:26	25.8	21.6	11:26	26.3	23.6	-
11:27	14.8	21.6	11:27	27.5	24.1	-
11:28	11.3	21.4	11:28	37.3	25.2	-
11:29	39.5	23.2	11:29	51.8	27.1	-
11:30	10.5	22.6	11:30	31.8	27.7	-
11:31	9.8	22.0	11:31	27.0	28.0	-
11:32	10.0	21.9	11:32	26.3	28.3	-
11:33	9.5	21.7	11:33	26.8	28.5	-
11:34	10.3	19.3	11:34	26.8	28.7	-
11:35	11.3	16.9	11:35	27.5	28.9	-
11:36	11.3	16.5	11:36	28.5	29.1	-
11:37	12.5	15.9	11:37	27.8	29.2	-
11:38	17.3	15.4	11:38	28.3	29.5	-
11:39	9.5	15.0	11:39	29.0	29.8	-
11:40	14.3	14.5	11:40	29.0	30.1	-
11:41	13.5	13.7	11:41	29.5	30.3	-
11:42	10.5	13.4	11:42	29.5	30.4	-
11:43	10.3	13.3	11:43	28.5	29.9	-
11:44	10.8	11.4	11:44	145.8	36.1	-
11:45	19.0	12.0	11:45	94.5	40.3	-
11:46	14.5	12.3	11:46	38.0	41.0	-
11:47	10.8	12.3	11:47	31.3	41.4	-
11:48	44.5	14.7	11:48	39.0	42.2	-
11:49	13.8	14.9	11:49	63.8	44.7	-
11:50	8.5	14.7	11:50	32.8	45.0	-
11:51	11.5	14.7	11:51	36.3	45.5	-
11:52	10.3	14.6	11:52	33.3	45.9	-
11:53	10.8	14.2	11:53	31.8	46.1	-
11:54	23.8	15.1	11:54	32.0	46.3	-
11:55	62.8	18.3	11:55	36.8	46.8	-
11:56	14.5	18.4	11:56	35.5	47.2	-
11:57	10.0	18.4	11:57	32.3	47.4	-
11:58	8.8	18.3	11:58	29.5	47.5	-
11:59	10.3	18.2	11:59	28.8	39.7	-
12:00	10.8	17.7	12:00	32.0	35.5	-

Grand Union Bowling Alley Site
BCP #360222
150 Westchester Avenue, Port Chester
January 11, 2025

PARTICULATE DATA						
Upwind			Downwind			Exceeds Particulate Alarm Limit
Time	Concentration (ug/m^3)	15-Min Avg Concentration (ug/m^3)	Time	Concentration (ug/m^3)	15-Min Avg Concentration (ug/m^3)	
12:01	7.3	17.2	12:01	30.5	35.0	-
12:02	8.3	17.0	12:02	31.3	35.0	-
12:03	7.5	14.6	12:03	30.8	34.5	-
12:04	7.0	14.1	12:04	31.3	32.3	-
12:05	39.5	16.2	12:05	44.8	33.1	-
12:06	53.8	19.0	12:06	51.0	34.1	-
12:07	164.5	29.3	12:07	34.5	34.2	-
12:08	7.8	29.1	12:08	32.0	34.2	-
12:09	13.0	28.4	12:09	31.5	34.2	-
12:10	81.5	29.6	12:10	39.0	34.3	-
12:11	91.3	34.7	12:11	35.0	34.3	-
12:12	15.3	35.1	12:12	31.5	34.2	-
12:13	8.8	35.1	12:13	34.3	34.5	-
12:14	10.3	35.1	12:14	32.8	34.8	-
12:15	9.0	35.0	12:15	32.3	34.8	-
12:16	9.5	35.1	12:16	33.3	35.0	-
12:17	9.3	35.2	12:17	32.8	35.1	-
12:18	8.8	35.3	12:18	32.3	35.2	-
12:19	11.3	35.6	12:19	33.8	35.4	-
12:20	9.5	33.6	12:20	33.0	34.6	-
12:21	12.0	30.8	12:21	34.0	33.5	-
12:22	9.3	20.4	12:22	34.8	33.5	-
12:23	8.8	20.5	12:23	33.8	33.6	-
12:24	11.5	20.4	12:24	35.3	33.8	-
12:25	12.8	15.8	12:25	34.8	33.6	-
12:26	10.0	10.4	12:26	35.8	33.6	-
12:27	13.8	10.3	12:27	34.0	33.8	-
12:28	8.3	10.3	12:28	35.0	33.8	-
12:29	12.3	10.4	12:29	34.5	33.9	-
12:30	11.5	10.6	12:30	33.8	34.0	-
12:31	16.8	11.0	12:31	34.5	34.1	-
12:32	9.3	11.0	12:32	34.8	34.3	-
12:33	20.8	11.8	12:33	34.5	34.4	-
12:34	9.3	11.7	12:34	34.5	34.5	-
12:35	7.5	11.6	12:35	35.3	34.6	-
12:36	8.3	11.3	12:36	36.3	34.8	-
12:37	9.0	11.3	12:37	35.5	34.8	-
12:38	8.0	11.3	12:38	35.3	34.9	-
12:39	7.8	11.0	12:39	34.5	34.9	-
12:40	8.0	10.7	12:40	36.8	35.0	-
12:41	8.0	10.6	12:41	35.5	35.0	-
12:42	8.5	10.2	12:42	34.0	35.0	-
12:43	9.3	10.3	12:43	35.5	35.0	-
12:44	10.3	10.1	12:44	35.5	35.1	-
12:45	9.0	10.0	12:45	35.5	35.2	-
12:46	11.8	9.6	12:46	38.5	35.5	-
12:47	10.0	9.7	12:47	36.8	35.6	-
12:48	21.0	9.7	12:48	36.0	35.7	-

Grand Union Bowling Alley Site
BCP #360222
150 Westchester Avenue, Port Chester
January 11, 2025

PARTICULATE DATA						
Upwind			Downwind			Exceeds Particulate Alarm Limit
Time	Concentration (ug/m^3)	15-Min Avg Concentration (ug/m^3)	Time	Concentration (ug/m^3)	15-Min Avg Concentration (ug/m^3)	
12:49	13.3	10.0	12:49	36.3	35.8	-
12:50	11.8	10.3	12:50	35.5	35.8	-
12:51	10.0	10.4	12:51	36.0	35.8	-
12:52	8.5	10.3	12:52	35.3	35.8	-
12:53	9.3	10.4	12:53	35.5	35.8	-
12:54	28.8	11.8	12:54	35.8	35.9	-
12:55	8.5	11.9	12:55	36.3	35.9	-
12:56	9.3	11.9	12:56	36.3	35.9	-
12:57	9.8	12.0	12:57	36.3	36.1	-
12:58	9.8	12.1	12:58	36.8	36.1	-
12:59	11.5	12.1	12:59	38.3	36.3	-
13:00	11.3	12.3	13:00	38.3	36.5	-
13:01	11.0	12.2	13:01	38.5	36.5	-
13:02	10.5	12.3	13:02	36.5	36.5	-
13:03	9.3	11.5	13:03	35.5	36.5	-
13:04	8.3	11.2	13:04	36.3	36.5	-
13:05	9.0	11.0	13:05	35.8	36.5	-
13:06	7.8	10.8	13:06	35.5	36.4	-
13:07	8.3	10.8	13:07	36.8	36.5	-
13:08	10.8	10.9	13:08	37.3	36.7	-
13:09	13.8	9.9	13:09	47.5	37.4	-
13:10	10.5	10.0	13:10	37.0	37.5	-
13:11	10.0	10.1	13:11	36.5	37.5	-
13:12	10.3	10.1	13:12	39.3	37.7	-
13:13	11.0	10.2	13:13	37.0	37.7	-
13:14	9.0	10.0	13:14	37.3	37.7	-
13:15	8.8	9.9	13:15	36.3	37.5	-
13:16	9.8	9.8	13:16	36.5	37.4	-
13:17	9.0	9.7	13:17	36.8	37.4	-
13:18	9.5	9.7	13:18	37.3	37.5	-
13:19	11.3	9.9	13:19	37.8	37.6	-
13:20	10.0	10.0	13:20	37.5	37.7	-
13:21	10.8	10.2	13:21	38.0	37.9	-
13:22	9.3	10.2	13:22	37.8	38.0	-
13:23	9.8	10.2	13:23	39.8	38.1	-
13:24	12.5	10.1	13:24	40.5	37.7	-
13:25	13.8	10.3	13:25	39.3	37.8	-
13:26	19.3	10.9	13:26	47.8	38.6	-
13:27	120.0	18.2	13:27	76.0	41.0	-
13:28	888.0	76.7	13:28	59.3	42.5	-
13:29	20.3	77.5	13:29	45.5	43.1	-
13:30	67.3	81.4	13:30	40.3	43.3	-
13:31	8.0	81.2	13:31	37.8	43.4	-
13:32	1203.3	160.9	13:32	178.3	52.8	-
13:33	12.8	161.1	13:33	167.0	61.5	-
13:34	8.5	160.9	13:34	39.0	61.6	-
13:35	8.0	160.8	13:35	349.0	82.3	-
13:36	166.8	171.2	13:36	39.8	82.5	-

Grand Union Bowling Alley Site
BCP #360222
150 Westchester Avenue, Port Chester
January 11, 2025

PARTICULATE DATA						
Upwind			Downwind			Exceeds Particulate Alarm Limit
Time	Concentration (ug/m^3)	15-Min Avg Concentration (ug/m^3)	Time	Concentration (ug/m^3)	15-Min Avg Concentration (ug/m^3)	
13:37	12.8	171.4	13:37	37.3	82.4	-
13:38	12.5	171.6	13:38	36.8	82.2	-
13:39	8.3	171.3	13:39	37.3	82.0	-
13:40	8.0	170.9	13:40	37.3	81.9	-
13:41	10.3	170.3	13:41	38.5	81.3	-
13:42	11.0	163.0	13:42	41.0	78.9	-
13:43	9.8	104.5	13:43	38.0	77.5	-
13:44	9.0	103.7	13:44	38.0	77.0	-
13:45	8.5	99.8	13:45	39.5	77.0	-
13:46	8.5	99.9	13:46	37.5	76.9	-
13:47	9.0	20.2	13:47	37.8	67.6	-
13:48	9.0	20.0	13:48	39.0	59.0	-
13:49	8.0	20.0	13:49	36.5	58.9	-
13:50	8.3	20.0	13:50	49.0	38.9	-
13:51	10.0	9.5	13:51	194.8	49.2	-
13:52	93.5	14.9	13:52	59.8	50.7	-
13:53	9.5	14.7	13:53	38.8	50.8	-
13:54	10.3	14.8	13:54	38.8	50.9	-
13:55	9.8	15.0	13:55	39.3	51.1	-
13:56	8.8	14.9	13:56	40.5	51.2	-
13:57	11.8	14.9	13:57	40.5	51.2	-
13:58	11.0	15.0	13:58	54.0	52.2	-
13:59	450.5	44.4	13:59	53.8	53.3	-
14:00	14.3	44.8	14:00	70.0	55.3	-
14:01	9.5	44.9	14:01	39.8	55.5	-
14:02	8.5	44.8	14:02	51.8	56.4	-
14:03	20.5	45.6	14:03	45.0	56.8	-
14:04	9.0	45.7	14:04	38.5	56.9	-
14:05	9.0	45.7	14:05	38.5	56.2	-
14:06	9.5	45.7	14:06	39.3	45.9	-
14:07	8.8	40.0	14:07	39.0	44.5	-
14:08	10.3	40.1	14:08	39.8	44.6	-
14:09	9.5	40.0	14:09	38.8	44.6	-
14:10	15.8	40.4	14:10	40.0	44.6	-
14:11	8.8	40.4	14:11	38.5	44.5	-
14:12	9.5	40.3	14:12	38.0	44.3	-
14:13	9.8	40.2	14:13	38.5	43.3	-
14:14	8.8	10.8	14:14	38.8	42.3	-
14:15	9.3	10.4	14:15	38.8	40.2	-
14:16	9.8	10.4	14:16	39.5	40.2	-
14:17	9.0	10.5	14:17	40.0	39.4	-
14:18	8.8	9.7	14:18	39.0	39.0	-
14:19	8.3	9.6	14:19	39.5	39.1	-
14:20	8.3	9.6	14:20	38.8	39.1	-
14:21	9.8	9.6	14:21	39.0	39.1	-
14:22	8.5	9.6	14:22	38.5	39.0	-
14:23	8.8	9.5	14:23	39.3	39.0	-
14:24	8.3	9.4	14:24	39.0	39.0	-

Grand Union Bowling Alley Site
BCP #360222
150 Westchester Avenue, Port Chester
January 11, 2025

PARTICULATE DATA						
Upwind			Downwind			Exceeds Particulate Alarm Limit
Time	Concentration (ug/m^3)	15-Min Avg Concentration (ug/m^3)	Time	Concentration (ug/m^3)	15-Min Avg Concentration (ug/m^3)	
14:25	7.8	8.9	14:25	38.5	38.9	-
14:26	9.3	8.9	14:26	38.5	38.9	-
14:27	9.0	8.9	14:27	39.8	39.0	-
14:28	8.8	8.8	14:28	38.5	39.0	-
14:29	8.0	8.8	14:29	38.5	39.0	-
14:30	9.0	8.7	14:30	38.8	39.0	-
14:31	9.0	8.7	14:31	40.3	39.1	-

Grand Union Bowling Alley Site
BCP #360222
150 Westchester Avenue, Port Chester
January 11, 2025

Saturday, January 11, 2025						
					Number of Instances Where Downwind VOCs Exceeds Upwind VOCs + 5 =	0
					Number of Comparable Data Points =	224
					Start Time:	10:32
					End Time:	14:31
PID DATA						
Upwind			Downwind			
Time	Concentration (ppm)	15-Min Avg Concentration (ppm)	Time	Concentration (ppm)	15-Min Avg Concentration (ppm)	Exceeds VOC Alarm Limit
10:32	-	-	10:32	0.0	-	-
10:33	0.0	-	10:33	0.0	-	-
10:34	0.0	-	10:34	0.0	-	-
10:35	0.0	-	10:35	0.0	-	-
10:36	0.0	-	10:36	0.0	-	-
10:37	0.0	-	10:37	0.0	-	-
10:38	0.0	-	10:38	0.0	-	-
10:39	0.0	-	10:39	0.0	-	-
10:40	0.0	-	10:40	0.0	-	-
10:41	0.0	-	10:41	0.0	-	-
10:42	0.0	-	10:42	0.0	-	-
10:43	0.0	-	10:43	0.0	-	-
10:44	0.0	-	10:44	0.0	-	-
10:45	0.0	-	10:45	0.0	-	-
10:46	0.0	-	10:46	0.0	-	-
10:47	0.0	-	10:47	0.0	0.0	-
10:48	0.0	0.0	10:48	0.0	0.0	-
10:49	0.0	0.0	10:49	0.0	0.0	-
10:50	0.0	0.0	10:50	0.0	0.0	-
10:51	0.0	0.0	10:51	0.0	0.0	-
10:52	0.0	0.0	10:52	0.0	0.0	-
10:53	0.0	0.0	10:53	0.0	0.0	-
10:54	0.0	0.0	10:54	0.0	0.0	-
10:55	0.0	0.0	10:55	0.0	0.0	-
10:56	0.0	0.0	10:56	0.0	0.0	-
10:57	0.0	0.0	10:57	0.0	0.0	-
10:58	0.0	0.0	10:58	0.0	0.0	-
10:59	0.0	0.0	10:59	0.0	0.0	-
11:00	0.0	0.0	11:00	0.0	0.0	-
11:01	0.0	0.0	11:01	0.0	0.0	-
11:02	0.0	0.0	11:02	0.0	0.0	-
11:03	0.0	0.0	11:03	0.0	0.0	-
11:04	0.0	0.0	11:04	0.0	0.0	-
11:05	0.0	0.0	11:05	0.0	0.0	-
11:06	0.0	0.0	11:06	0.0	0.0	-
11:07	0.0	0.0	11:07	0.0	0.0	-
11:08	0.0	0.0	11:08	0.0	0.0	-
11:09	0.0	0.0	11:09	0.0	0.0	-
11:10	0.0	0.0	11:10	0.0	0.0	-
11:11	0.0	0.0	11:11	0.0	0.0	-
11:12	0.0	0.0	11:12	0.0	0.0	-
11:13	0.0	0.0	11:13	0.0	0.0	-

Grand Union Bowling Alley Site
BCP #360222
150 Westchester Avenue, Port Chester
January 11, 2025

PID DATA						
Upwind			Downwind			
Time	Concentration (ppm)	15-Min Avg Concentration (ppm)	Time	Concentration (ppm)	15-Min Avg Concentration (ppm)	Exceeds VOC Alarm Limit
11:14	0.0	0.0	11:14	0.0	0.0	-
11:15	0.0	0.0	11:15	0.0	0.0	-
11:16	0.0	0.0	11:16	0.0	0.0	-
11:17	0.0	0.0	11:17	0.0	0.0	-
11:18	0.0	0.0	11:18	0.0	0.0	-
11:19	0.0	0.0	11:19	0.0	0.0	-
11:20	0.0	0.0	11:20	0.0	0.0	-
11:21	0.0	0.0	11:21	0.0	0.0	-
11:22	0.0	0.0	11:22	0.0	0.0	-
11:23	0.0	0.0	11:23	0.0	0.0	-
11:24	0.0	0.0	11:24	0.0	0.0	-
11:25	0.0	0.0	11:25	0.0	0.0	-
11:26	0.0	0.0	11:26	0.0	0.0	-
11:27	0.0	0.0	11:27	0.0	0.0	-
11:28	0.0	0.0	11:28	0.0	0.0	-
11:29	0.0	0.0	11:29	0.0	0.0	-
11:30	0.0	0.0	11:30	0.0	0.0	-
11:31	0.0	0.0	11:31	0.0	0.0	-
11:32	0.0	0.0	11:32	0.0	0.0	-
11:33	0.0	0.0	11:33	0.0	0.0	-
11:34	0.0	0.0	11:34	0.0	0.0	-
11:35	0.0	0.0	11:35	0.0	0.0	-
11:36	0.0	0.0	11:36	0.0	0.0	-
11:37	0.0	0.0	11:37	0.0	0.0	-
11:38	0.0	0.0	11:38	0.0	0.0	-
11:39	0.0	0.0	11:39	0.0	0.0	-
11:40	0.0	0.0	11:40	0.0	0.0	-
11:41	0.0	0.0	11:41	0.0	0.0	-
11:42	0.0	0.0	11:42	0.0	0.0	-
11:43	0.0	0.0	11:43	0.0	0.0	-
11:44	0.0	0.0	11:44	0.0	0.0	-
11:45	0.0	0.0	11:45	0.0	0.0	-
11:46	0.0	0.0	11:46	0.0	0.0	-
11:47	0.0	0.0	11:47	0.0	0.0	-
11:48	0.0	0.0	11:48	0.0	0.0	-
11:49	0.0	0.0	11:49	0.0	0.0	-
11:50	0.0	0.0	11:50	0.0	0.0	-
11:51	0.0	0.0	11:51	0.0	0.0	-
11:52	0.0	0.0	11:52	0.0	0.0	-
11:53	0.0	0.0	11:53	0.0	0.0	-
11:54	0.0	0.0	11:54	0.0	0.0	-
11:55	0.0	0.0	11:55	0.0	0.0	-
11:56	0.0	0.0	11:56	0.0	0.0	-
11:57	0.0	0.0	11:57	0.0	0.0	-
11:58	0.0	0.0	11:58	0.0	0.0	-
11:59	0.0	0.0	11:59	0.0	0.0	-
12:00	0.0	0.0	12:00	0.0	0.0	-
12:01	0.0	0.0	12:01	0.0	0.0	-

Grand Union Bowling Alley Site
BCP #360222
150 Westchester Avenue, Port Chester
January 11, 2025

PID DATA						
Upwind			Downwind			
Time	Concentration (ppm)	15-Min Avg Concentration (ppm)	Time	Concentration (ppm)	15-Min Avg Concentration (ppm)	Exceeds VOC Alarm Limit
12:02	0.0	0.0	12:02	0.0	0.0	-
12:03	0.0	0.0	12:03	0.0	0.0	-
12:04	0.0	0.0	12:04	0.0	0.0	-
12:05	0.0	0.0	12:05	0.0	0.0	-
12:06	0.0	0.0	12:06	0.0	0.0	-
12:07	0.0	0.0	12:07	0.0	0.0	-
12:08	0.0	0.0	12:08	0.0	0.0	-
12:09	0.0	0.0	12:09	0.0	0.0	-
12:10	0.0	0.0	12:10	0.0	0.0	-
12:11	0.0	0.0	12:11	0.0	0.0	-
12:12	0.0	0.0	12:12	0.0	0.0	-
12:13	0.0	0.0	12:13	0.0	0.0	-
12:14	0.0	0.0	12:14	0.0	0.0	-
12:15	0.0	0.0	12:15	0.0	0.0	-
12:16	0.0	0.0	12:16	0.0	0.0	-
12:17	0.0	0.0	12:17	0.0	0.0	-
12:18	0.0	0.0	12:18	0.0	0.0	-
12:19	0.0	0.0	12:19	0.0	0.0	-
12:20	0.0	0.0	12:20	0.0	0.0	-
12:21	0.0	0.0	12:21	0.0	0.0	-
12:22	0.0	0.0	12:22	0.0	0.0	-
12:23	0.0	0.0	12:23	0.0	0.0	-
12:24	0.0	0.0	12:24	0.0	0.0	-
12:25	0.0	0.0	12:25	0.0	0.0	-
12:26	0.0	0.0	12:26	0.0	0.0	-
12:27	0.0	0.0	12:27	0.0	0.0	-
12:28	0.0	0.0	12:28	0.0	0.0	-
12:29	0.0	0.0	12:29	0.0	0.0	-
12:30	0.0	0.0	12:30	0.0	0.0	-
12:31	0.0	0.0	12:31	0.0	0.0	-
12:32	0.0	0.0	12:32	0.0	0.0	-
12:33	0.0	0.0	12:33	0.0	0.0	-
12:34	0.0	0.0	12:34	0.0	0.0	-
12:35	0.0	0.0	12:35	0.0	0.0	-
12:36	0.0	0.0	12:36	0.0	0.0	-
12:37	0.0	0.0	12:37	0.0	0.0	-
12:38	0.0	0.0	12:38	0.0	0.0	-
12:39	0.0	0.0	12:39	0.0	0.0	-
12:40	0.0	0.0	12:40	0.0	0.0	-
12:41	0.0	0.0	12:41	0.0	0.0	-
12:42	0.0	0.0	12:42	0.0	0.0	-
12:43	0.0	0.0	12:43	0.0	0.0	-
12:44	0.0	0.0	12:44	0.0	0.0	-
12:45	0.0	0.0	12:45	0.0	0.0	-
12:46	0.0	0.0	12:46	0.0	0.0	-
12:47	0.0	0.0	12:47	0.0	0.0	-
12:48	0.0	0.0	12:48	0.0	0.0	-
12:49	0.0	0.0	12:49	0.0	0.0	-

Grand Union Bowling Alley Site
BCP #360222
150 Westchester Avenue, Port Chester
January 11, 2025

PID DATA						
Upwind			Downwind			
Time	Concentration (ppm)	15-Min Avg Concentration (ppm)	Time	Concentration (ppm)	15-Min Avg Concentration (ppm)	Exceeds VOC Alarm Limit
12:50	0.0	0.0	12:50	0.0	0.0	-
12:51	0.0	0.0	12:51	0.0	0.0	-
12:52	0.0	0.0	12:52	0.0	0.0	-
12:53	0.0	0.0	12:53	0.0	0.0	-
12:54	0.0	0.0	12:54	0.0	0.0	-
12:55	0.0	0.0	12:55	0.0	0.0	-
12:56	0.0	0.0	12:56	0.0	0.0	-
12:57	0.0	0.0	12:57	0.0	0.0	-
12:58	0.0	0.0	12:58	0.0	0.0	-
12:59	0.0	0.0	12:59	0.0	0.0	-
13:00	0.0	0.0	13:00	0.0	0.0	-
13:01	0.0	0.0	13:01	0.0	0.0	-
13:02	0.0	0.0	13:02	0.0	0.0	-
13:03	0.0	0.0	13:03	0.0	0.0	-
13:04	0.0	0.0	13:04	0.0	0.0	-
13:05	0.0	0.0	13:05	0.0	0.0	-
13:06	0.0	0.0	13:06	0.0	0.0	-
13:07	0.0	0.0	13:07	0.0	0.0	-
13:08	0.0	0.0	13:08	0.0	0.0	-
13:09	0.0	0.0	13:09	0.0	0.0	-
13:10	0.0	0.0	13:10	0.0	0.0	-
13:11	0.0	0.0	13:11	0.0	0.0	-
13:12	0.0	0.0	13:12	0.0	0.0	-
13:13	0.0	0.0	13:13	0.0	0.0	-
13:14	0.0	0.0	13:14	0.0	0.0	-
13:15	0.0	0.0	13:15	0.0	0.0	-
13:16	0.0	0.0	13:16	0.0	0.0	-
13:17	0.0	0.0	13:17	0.0	0.0	-
13:18	0.0	0.0	13:18	0.0	0.0	-
13:19	0.0	0.0	13:19	0.0	0.0	-
13:20	0.0	0.0	13:20	0.0	0.0	-
13:21	0.0	0.0	13:21	0.0	0.0	-
13:22	0.0	0.0	13:22	0.0	0.0	-
13:23	0.0	0.0	13:23	0.0	0.0	-
13:24	0.0	0.0	13:24	0.0	0.0	-
13:25	0.0	0.0	13:25	0.0	0.0	-
13:26	0.0	0.0	13:26	0.0	0.0	-
13:27	0.0	0.0	13:27	0.0	0.0	-
13:28	0.0	0.0	13:28	0.0	0.0	-
13:29	0.0	0.0	13:29	0.0	0.0	-
13:30	0.0	0.0	13:30	0.0	0.0	-
13:31	0.0	0.0	13:31	0.0	0.0	-
13:32	0.0	0.0	13:32	0.0	0.0	-
13:33	0.0	0.0	13:33	0.0	0.0	-
13:34	0.0	0.0	13:34	0.0	0.0	-
13:35	0.0	0.0	13:35	0.0	0.0	-
13:36	0.0	0.0	13:36	0.0	0.0	-
13:37	0.0	0.0	13:37	0.0	0.0	-

Grand Union Bowling Alley Site
BCP #360222
150 Westchester Avenue, Port Chester
January 11, 2025

PID DATA						
Upwind			Downwind			
Time	Concentration (ppm)	15-Min Avg Concentration (ppm)	Time	Concentration (ppm)	15-Min Avg Concentration (ppm)	Exceeds VOC Alarm Limit
13:38	0.0	0.0	13:38	0.0	0.0	-
13:39	0.0	0.0	13:39	0.0	0.0	-
13:40	0.0	0.0	13:40	0.0	0.0	-
13:41	0.0	0.0	13:41	0.0	0.0	-
13:42	0.0	0.0	13:42	0.0	0.0	-
13:43	0.0	0.0	13:43	0.0	0.0	-
13:44	0.0	0.0	13:44	0.0	0.0	-
13:45	0.0	0.0	13:45	0.0	0.0	-
13:46	0.0	0.0	13:46	0.0	0.0	-
13:47	0.0	0.0	13:47	0.0	0.0	-
13:48	0.0	0.0	13:48	0.0	0.0	-
13:49	0.0	0.0	13:49	0.0	0.0	-
13:50	0.0	0.0	13:50	0.0	0.0	-
13:51	0.0	0.0	13:51	0.0	0.0	-
13:52	0.0	0.0	13:52	0.0	0.0	-
13:53	0.0	0.0	13:53	0.0	0.0	-
13:54	0.0	0.0	13:54	0.0	0.0	-
13:55	0.0	0.0	13:55	0.0	0.0	-
13:56	0.0	0.0	13:56	0.0	0.0	-
13:57	0.0	0.0	13:57	0.0	0.0	-
13:58	0.0	0.0	13:58	0.0	0.0	-
13:59	0.0	0.0	13:59	0.0	0.0	-
14:00	0.0	0.0	14:00	0.0	0.0	-
14:01	0.0	0.0	14:01	0.0	0.0	-
14:02	0.0	0.0	14:02	0.0	0.0	-
14:03	0.0	0.0	14:03	0.0	0.0	-
14:04	0.0	0.0	14:04	0.0	0.0	-
14:05	0.0	0.0	14:05	0.0	0.0	-
14:06	0.0	0.0	14:06	0.0	0.0	-
14:07	0.0	0.0	14:07	0.0	0.0	-
14:08	0.0	0.0	14:08	0.0	0.0	-
14:09	0.0	0.0	14:09	0.0	0.0	-
14:10	0.0	0.0	14:10	0.0	0.0	-
14:11	0.0	0.0	14:11	0.0	0.0	-
14:12	0.0	0.0	14:12	0.0	0.0	-
14:13	0.0	0.0	14:13	0.0	0.0	-
14:14	0.0	0.0	14:14	0.0	0.0	-
14:15	0.0	0.0	14:15	0.0	0.0	-
14:16	0.0	0.0	14:16	0.0	0.0	-
14:17	0.0	0.0	14:17	0.0	0.0	-
14:18	0.0	0.0	14:18	0.0	0.0	-
14:19	0.0	0.0	14:19	0.0	0.0	-
14:20	0.0	0.0	14:20	0.0	0.0	-
14:21	0.0	0.0	14:21	0.0	0.0	-
14:22	0.0	0.0	14:22	0.0	0.0	-
14:23	0.0	0.0	14:23	0.0	0.0	-
14:24	0.0	0.0	14:24	0.0	0.0	-
14:25	0.0	0.0	14:25	0.0	0.0	-

Grand Union Bowling Alley Site
BCP #360222
150 Westchester Avenue, Port Chester
January 11, 2025

PID DATA						
Upwind			Downwind			
Time	Concentration (ppm)	15-Min Avg Concentration (ppm)	Time	Concentration (ppm)	15-Min Avg Concentration (ppm)	Exceeds VOC Alarm Limit
14:26	0.0	0.0	14:26	0.0	0.0	-
14:27	0.0	0.0	14:27	0.0	0.0	-
14:28	0.0	0.0	14:28	0.0	0.0	-
14:29	0.0	0.0	14:29	0.0	0.0	-
14:30	0.0	0.0	14:30	0.0	0.0	-
14:31	0.0	0.0	14:31	0.0	0.0	-

SESI CONSULTING ENGINEERS

959 US-46 Floor 3, Suite 300 - Parsippany-Troy Hills, NJ

DAILY AIR MONITORING REPORT
150 Westchester Avenue
Port Chester, New York

01/13/2025

Rev. No. 0 | Page 1 of 2

Project Number: 11895A

Dust Action Level: 150 µg/m^3

VOC Action Level: 5 ppm

Weather Data Range for Work Day		Wind Direction	WSW	Relative Humidity (%)	51.0 - 84.0	Daily Rain Total (in)	0.00	Readings in the summary table and graphs below are the reported downwind concentrations.
Temperature (°F)	28.0 - 43.0	Wind Speed (MPH)	1.8 - 6.7	Barometer (inHg)	29.90 - 30.00	Avg. Dew Point Temp (°F)	26.1	

Station Location	Daily Avg. Dust Concentration (µg/m^3)	Max 15-Min Dust Concentration (µg/m^3)	Time of Max Dust Reading	Daily Avg. VOC Concentration (ppm)	Max 15-Min VOC Concentration (ppm)	Time of Max VOC Reading
Upwind	48.9	126.9	11:27	0.0	0.0	8:35
Downwind	74.6	104.1	11:55	0.0	0.0	8:33

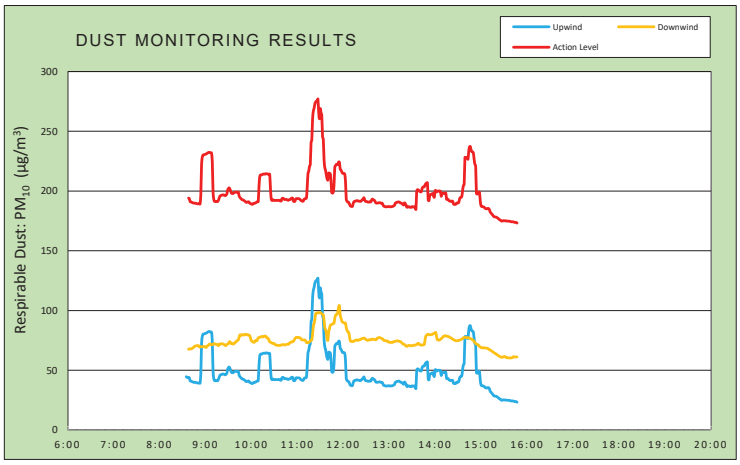

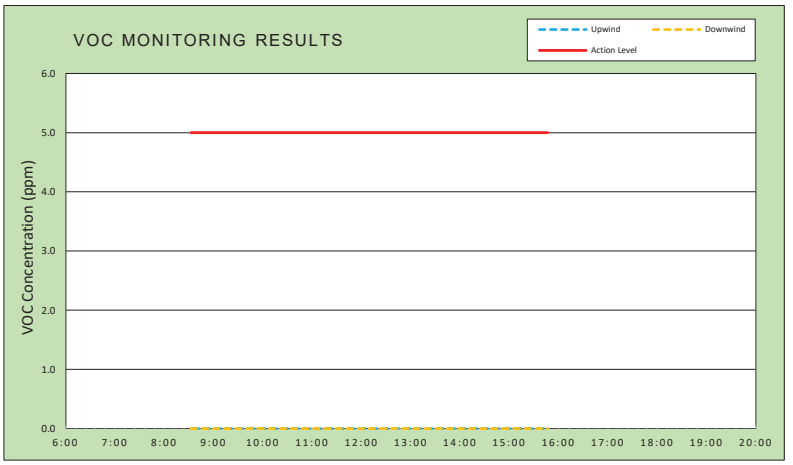

Air Monitoring Notes:

Weather Notes:

EMILCOTT
A Triumvirate Environmental Company

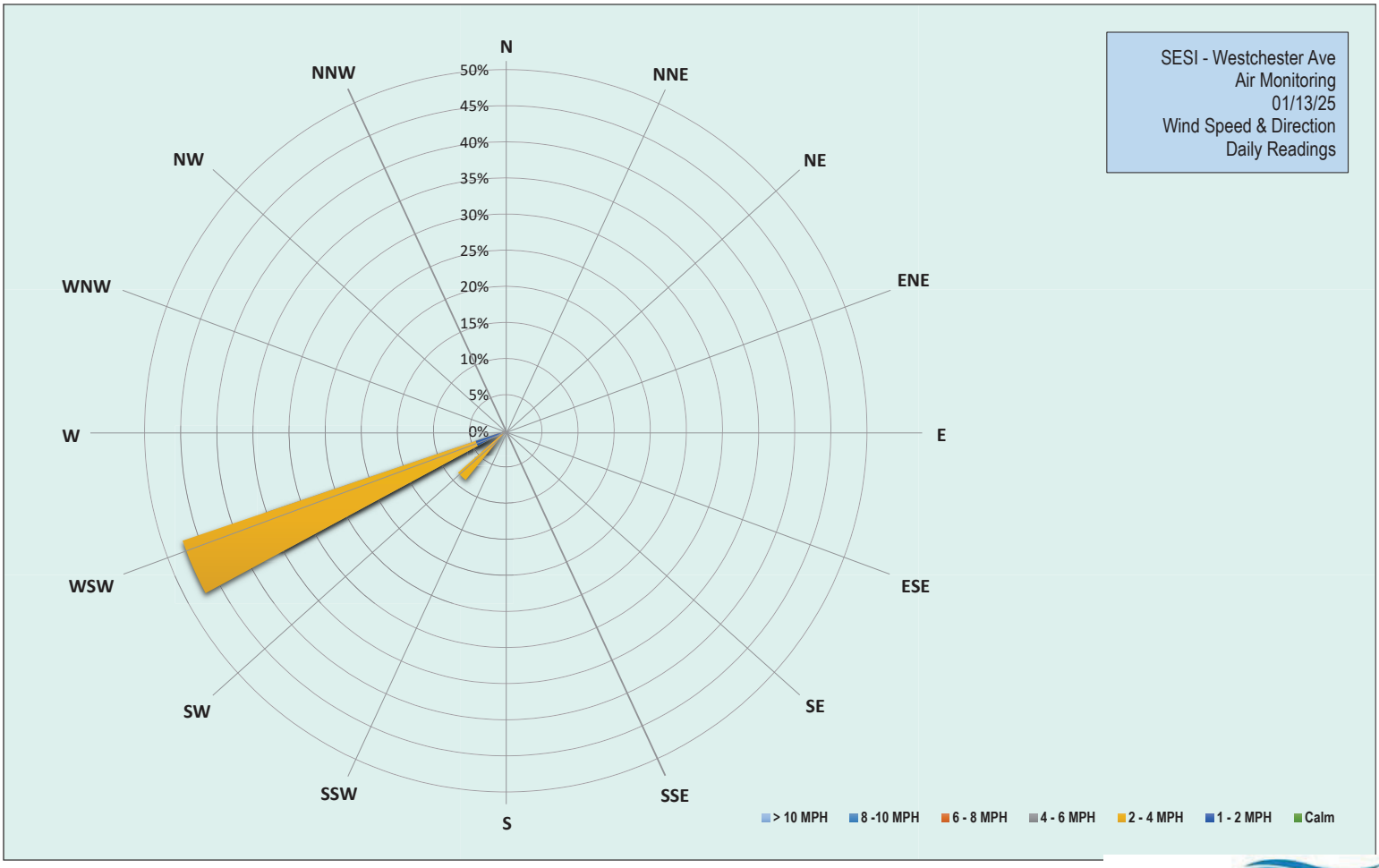

EMILCOTT
A Triumvirate Environmental Company

Grand Union Bowling Alley Site
BCP #360222
150 Westchester Avenue, Port Chester
January 13, 2025

Monday, January 13, 2025						
Number of Instances Where Downwind Particulates Exceeds Upwind Particulate + 150 =						0
Number of Comparable Data Points =						430
Start Time:						8:20
End Time:						15:47
PARTICULATE DATA						
Upwind			Downwind			Exceeds Particulate Alarm Limit
Time	Concentration (ug/m^3)	15-Min Avg Concentration (ug/m^3)	Time	Concentration (ug/m^3)	15-Min Avg Concentration (ug/m^3)	
8:20	146.0	-	8:20	-	-	-
8:21	49.3	-	8:21	-	-	-
8:22	43.5	-	8:22	-	-	-
8:23	42.0	-	8:23	46.7	-	-
8:24	44.3	-	8:24	65.5	-	-
8:25	75.4	-	8:25	66.8	-	-
8:26	43.2	-	8:26	65.8	-	-
8:27	43.2	-	8:27	62.8	-	-
8:28	43.8	-	8:28	63.8	-	-
8:29	40.8	-	8:29	65.3	-	-
8:30	41.2	-	8:30	64.0	-	-
8:31	37.2	-	8:31	68.5	-	-
8:32	40.8	-	8:32	66.0	-	-
8:33	41.8	-	8:33	63.5	-	-
8:34	41.2	-	8:34	66.3	-	-
8:35	41.4	44.6	8:35	65.0	-	-
8:36	40.4	44.0	8:36	69.0	-	-
8:37	40.6	43.8	8:37	91.0	-	-
8:38	45.6	44.1	8:38	70.0	67.5	-
8:39	38.6	43.7	8:39	71.8	68.0	-
8:40	37.6	41.2	8:40	65.3	67.9	-
8:41	39.2	40.9	8:41	65.0	67.8	-
8:42	39.6	40.7	8:42	67.5	68.1	-
8:43	38.4	40.3	8:43	66.8	68.3	-
8:44	37.0	40.0	8:44	73.8	68.9	-
8:45	38.2	39.8	8:45	72.8	69.5	-
8:46	37.8	39.9	8:46	76.3	70.0	-
8:47	39.8	39.8	8:47	71.0	70.3	-
8:48	38.2	39.6	8:48	66.0	70.5	-
8:49	38.6	39.4	8:49	67.3	70.6	-
8:50	39.8	39.3	8:50	65.5	70.6	-
8:51	41.8	39.4	8:51	70.3	70.7	-
8:52	41.0	39.4	8:52	72.5	69.4	-
8:53	40.4	39.1	8:53	75.0	69.8	-
8:54	151.4	46.6	8:54	68.5	69.6	-
8:55	424.2	72.4	8:55	67.0	69.7	-
8:56	132.0	78.5	8:56	65.3	69.7	-
8:57	63.8	80.2	8:57	69.0	69.8	-
8:58	40.4	80.3	8:58	68.8	69.9	-
8:59	41.0	80.6	8:59	67.8	69.5	-
9:00	41.0	80.7	9:00	72.5	69.5	-

Grand Union Bowling Alley Site
BCP #360222
150 Westchester Avenue, Port Chester
January 13, 2025

PARTICULATE DATA						
Upwind			Downwind			Exceeds Particulate Alarm Limit
Time	Concentration (ug/m^3)	15-Min Avg Concentration (ug/m^3)	Time	Concentration (ug/m^3)	15-Min Avg Concentration (ug/m^3)	
9:01	43.2	81.1	9:01	70.0	69.1	-
9:02	44.2	81.4	9:02	85.0	70.0	-
9:03	45.2	81.9	9:03	72.8	70.5	-
9:04	44.2	82.2	9:04	75.0	71.0	-
9:05	42.4	82.4	9:05	77.3	71.8	-
9:06	38.0	82.2	9:06	72.3	71.9	-
9:07	39.8	82.1	9:07	68.0	71.6	-
9:08	37.8	81.9	9:08	69.5	71.2	-
9:09	40.6	74.5	9:09	71.3	71.4	-
9:10	40.6	48.9	9:10	72.3	71.8	-
9:11	40.8	42.9	9:11	72.3	72.2	-
9:12	40.2	41.3	9:12	67.3	72.1	-
9:13	40.6	41.3	9:13	63.5	71.8	-
9:14	40.0	41.2	9:14	69.0	71.9	-
9:15	42.6	41.3	9:15	67.8	71.5	-
9:16	40.0	41.1	9:16	65.8	71.3	-
9:17	62.0	42.3	9:17	73.8	70.5	-
9:18	71.4	44.1	9:18	87.8	71.5	-
9:19	69.4	45.7	9:19	84.3	72.1	-
9:20	47.6	46.1	9:20	73.0	71.8	-
9:21	44.2	46.5	9:21	76.3	72.1	-
9:22	40.8	46.6	9:22	68.0	72.1	-
9:23	41.4	46.8	9:23	66.5	71.9	-
9:24	38.4	46.7	9:24	68.0	71.7	-
9:25	37.4	46.5	9:25	65.3	71.2	-
9:26	35.6	46.1	9:26	65.0	70.7	-
9:27	48.4	46.7	9:27	68.0	70.8	-
9:28	52.6	47.5	9:28	75.3	71.6	-
9:29	88.6	50.7	9:29	74.0	71.9	-
9:30	60.6	51.9	9:30	74.0	72.3	-
9:31	51.8	52.7	9:31	83.8	73.5	-
9:32	45.8	51.6	9:32	80.3	74.0	-
9:33	48.0	50.0	9:33	71.3	72.9	-
9:34	41.8	48.2	9:34	73.0	72.1	-
9:35	44.0	48.0	9:35	77.0	72.4	-
9:36	43.4	47.9	9:36	68.8	71.9	-
9:37	47.6	48.4	9:37	72.0	72.1	-
9:38	48.4	48.8	9:38	73.8	72.6	-
9:39	40.8	49.0	9:39	79.0	73.4	-
9:40	38.0	49.0	9:40	71.5	73.8	-
9:41	35.4	49.0	9:41	76.3	74.5	-
9:42	44.8	48.8	9:42	75.3	75.0	-
9:43	57.8	49.1	9:43	81.8	75.4	-
9:44	41.0	45.9	9:44	104.8	77.5	-
9:45	43.0	44.8	9:45	105.8	79.6	-
9:46	39.6	44.0	9:46	80.5	79.4	-
9:47	37.0	43.4	9:47	77.0	79.2	-
9:48	37.4	42.7	9:48	79.8	79.7	-

Grand Union Bowling Alley Site
BCP #360222
150 Westchester Avenue, Port Chester
January 13, 2025

PARTICULATE DATA						
Upwind			Downwind			Exceeds Particulate Alarm Limit
Time	Concentration (ug/m^3)	15-Min Avg Concentration (ug/m^3)	Time	Concentration (ug/m^3)	15-Min Avg Concentration (ug/m^3)	
9:49	40.4	42.6	9:49	73.0	79.7	-
9:50	38.8	42.2	9:50	72.0	79.4	-
9:51	37.2	41.8	9:51	72.8	79.7	-
9:52	39.6	41.3	9:52	78.0	80.1	-
9:53	38.2	40.6	9:53	72.8	80.0	-
9:54	39.8	40.5	9:54	73.0	79.6	-
9:55	40.6	40.7	9:55	74.0	79.8	-
9:56	40.4	41.0	9:56	72.3	79.5	-
9:57	39.8	40.7	9:57	74.0	79.4	-
9:58	43.6	39.8	9:58	70.8	78.7	-
9:59	38.0	39.6	9:59	74.5	76.7	-
10:00	36.2	39.1	10:00	75.8	74.7	-
10:01	36.0	38.9	10:01	75.0	74.3	-
10:02	39.8	39.1	10:02	69.0	73.8	-
10:03	48.2	39.8	10:03	74.0	73.4	-
10:04	39.8	39.7	10:04	74.0	73.5	-
10:05	41.4	39.9	10:05	87.8	74.5	-
10:06	42.3	40.2	10:06	77.8	74.8	-
10:07	47.8	40.8	10:07	74.0	74.6	-
10:08	40.5	40.9	10:08	90.8	75.8	-
10:09	41.8	41.1	10:09	91.8	77.0	-
10:10	232.3	53.8	10:10	78.5	77.3	-
10:11	163.8	62.1	10:11	76.8	77.6	-
10:12	61.0	63.5	10:12	77.3	77.8	-
10:13	43.8	63.5	10:13	75.3	78.1	-
10:14	40.0	63.6	10:14	74.0	78.1	-
10:15	42.8	64.1	10:15	71.0	77.8	-
10:16	38.3	64.2	10:16	81.3	78.2	-
10:17	40.5	64.3	10:17	74.8	78.6	-
10:18	45.8	64.1	10:18	71.3	78.4	-
10:19	45.5	64.5	10:19	74.8	78.5	-
10:20	41.3	64.5	10:20	71.0	77.3	-
10:21	40.0	64.3	10:21	70.8	76.9	-
10:22	43.8	64.1	10:22	70.0	76.6	-
10:23	42.3	64.2	10:23	69.3	75.2	-
10:24	41.3	64.1	10:24	72.3	73.9	-
10:25	45.5	51.7	10:25	71.3	73.4	-
10:26	38.0	43.3	10:26	72.8	73.1	-
10:27	42.0	42.0	10:27	71.3	72.7	-
10:28	50.5	42.5	10:28	71.0	72.4	-
10:29	40.8	42.5	10:29	74.0	72.4	-
10:30	35.8	42.1	10:30	68.3	72.3	-
10:31	39.5	42.2	10:31	68.0	71.4	-
10:32	40.8	42.2	10:32	70.8	71.1	-
10:33	45.8	42.2	10:33	71.0	71.1	-
10:34	44.0	42.1	10:34	70.8	70.8	-
10:35	44.0	42.3	10:35	70.0	70.8	-
10:36	40.5	42.3	10:36	70.8	70.8	-

Grand Union Bowling Alley Site
BCP #360222
150 Westchester Avenue, Port Chester
January 13, 2025

PARTICULATE DATA						
Upwind			Downwind			Exceeds Particulate Alarm Limit
Time	Concentration (ug/m^3)	15-Min Avg Concentration (ug/m^3)	Time	Concentration (ug/m^3)	15-Min Avg Concentration (ug/m^3)	
10:37	37.5	41.9	10:37	71.0	70.8	-
10:38	41.3	41.8	10:38	69.5	70.8	-
10:39	38.0	41.6	10:39	75.5	71.1	-
10:40	76.8	43.7	10:40	73.5	71.2	-
10:41	42.8	44.0	10:41	78.0	71.6	-
10:42	39.0	43.8	10:42	69.0	71.4	-
10:43	39.3	43.0	10:43	69.0	71.3	-
10:44	37.8	42.8	10:44	72.0	71.1	-
10:45	38.3	43.0	10:45	72.5	71.4	-
10:46	37.8	42.9	10:46	70.8	71.6	-
10:47	36.3	42.6	10:47	74.3	71.8	-
10:48	40.5	42.2	10:48	70.3	71.8	-
10:49	48.5	42.5	10:49	72.5	71.9	-
10:50	48.3	42.8	10:50	84.3	72.9	-
10:51	42.5	43.0	10:51	76.3	73.2	-
10:52	50.0	43.8	10:52	75.3	73.5	-
10:53	46.0	44.1	10:53	75.0	73.9	-
10:54	36.8	44.0	10:54	73.5	73.7	-
10:55	39.0	41.5	10:55	83.0	74.4	-
10:56	38.5	41.2	10:56	90.5	75.2	-
10:57	42.8	41.5	10:57	90.3	76.6	-
10:58	67.3	43.3	10:58	77.0	77.2	-
10:59	43.0	43.7	10:59	78.5	77.6	-
11:00	37.0	43.6	11:00	70.3	77.4	-
11:01	38.3	43.6	11:01	71.5	77.5	-
11:02	35.5	43.6	11:02	70.3	77.2	-
11:03	36.8	43.3	11:03	70.5	77.2	-
11:04	38.5	42.7	11:04	68.3	77.0	-
11:05	38.5	42.0	11:05	69.5	76.0	-
11:06	38.0	41.7	11:06	69.8	75.5	-
11:07	45.0	41.4	11:07	70.8	75.2	-
11:08	51.0	41.7	11:08	76.5	75.3	-
11:09	59.3	43.2	11:09	75.3	75.5	-
11:10	44.5	43.6	11:10	78.8	75.2	-
11:11	39.5	43.7	11:11	79.5	74.4	-
11:12	50.0	44.1	11:12	71.0	73.2	-
11:13	207.3	53.5	11:13	76.5	73.1	-
11:14	211.0	64.7	11:14	77.0	73.0	-
11:15	66.0	66.6	11:15	75.8	73.4	-
11:16	101.3	70.8	11:16	78.3	73.8	-
11:17	55.0	72.1	11:17	80.3	74.5	-
11:18	311.0	90.4	11:18	77.0	74.9	-
11:19	78.8	93.1	11:19	76.5	75.5	-
11:20	300.0	110.5	11:20	142.8	80.4	-
11:21	135.5	117.0	11:21	170.5	87.1	-
11:22	80.0	119.3	11:22	99.8	89.0	-
11:23	105.0	122.9	11:23	128.8	92.5	-
11:24	82.8	124.5	11:24	145.0	97.2	-

Grand Union Bowling Alley Site
BCP #360222
150 Westchester Avenue, Port Chester
January 13, 2025

PARTICULATE DATA						
Upwind			Downwind			Exceeds Particulate Alarm Limit
Time	Concentration (ug/m^3)	15-Min Avg Concentration (ug/m^3)	Time	Concentration (ug/m^3)	15-Min Avg Concentration (ug/m^3)	
11:25	55.0	125.2	11:25	90.0	97.9	-
11:26	38.8	125.2	11:26	77.0	97.7	-
11:27	76.0	126.9	11:27	78.0	98.2	-
11:28	38.5	115.6	11:28	74.0	98.0	-
11:29	133.0	110.4	11:29	78.3	98.1	-
11:30	195.5	119.1	11:30	77.3	98.2	-
11:31	43.5	115.2	11:31	72.3	97.8	-
11:32	34.8	113.9	11:32	70.8	97.2	-
11:33	37.5	95.6	11:33	70.0	96.7	-
11:34	42.5	93.2	11:34	70.5	96.3	-
11:35	39.8	75.9	11:35	73.5	91.7	-
11:36	39.5	69.5	11:36	77.5	85.5	-
11:37	44.8	67.1	11:37	80.0	84.2	-
11:38	45.3	63.1	11:38	78.3	80.8	-
11:39	37.8	60.1	11:39	75.0	76.2	-
11:40	40.5	59.2	11:40	72.8	75.0	-
11:41	127.3	65.1	11:41	183.8	82.1	-
11:42	49.8	63.3	11:42	116.3	84.7	-
11:43	56.5	64.5	11:43	113.3	87.3	-
11:44	54.0	59.3	11:44	88.8	88.0	-
11:45	36.8	48.7	11:45	83.0	88.4	-
11:46	37.3	48.3	11:46	77.5	88.7	-
11:47	45.3	49.0	11:47	74.3	89.0	-
11:48	129.8	55.1	11:48	75.5	89.3	-
11:49	265.8	70.0	11:49	134.3	93.6	-
11:50	58.8	71.3	11:50	109.8	96.0	-
11:51	55.5	72.3	11:51	88.0	96.7	-
11:52	42.0	72.1	11:52	82.0	96.8	-
11:53	53.5	72.7	11:53	112.3	99.1	-
11:54	60.8	74.2	11:54	131.3	102.8	-
11:55	41.8	74.3	11:55	91.5	104.1	-
11:56	40.5	68.5	11:56	73.5	96.7	-
11:57	36.8	67.7	11:57	74.8	94.0	-
11:58	36.8	66.3	11:58	75.5	91.5	-
11:59	33.3	65.0	11:59	72.5	90.4	-
12:00	34.5	64.8	12:00	76.5	89.9	-
12:01	36.8	64.8	12:01	73.3	89.7	-
12:02	36.0	64.2	12:02	73.5	89.6	-
12:03	37.0	58.0	12:03	72.8	89.4	-
12:04	40.5	43.0	12:04	77.3	85.6	-
12:05	37.8	41.6	12:05	75.8	83.4	-
12:06	43.3	40.7	12:06	72.8	82.3	-
12:07	39.3	40.6	12:07	73.8	81.8	-
12:08	37.0	39.5	12:08	74.3	79.3	-
12:09	34.8	37.7	12:09	69.8	75.2	-
12:10	35.3	37.3	12:10	75.3	74.1	-
12:11	37.5	37.1	12:11	74.8	74.2	-
12:12	36.5	37.1	12:12	73.0	74.0	-

Grand Union Bowling Alley Site
BCP #360222
150 Westchester Avenue, Port Chester
January 13, 2025

PARTICULATE DATA						
Upwind			Downwind			Exceeds Particulate Alarm Limit
Time	Concentration (ug/m^3)	15-Min Avg Concentration (ug/m^3)	Time	Concentration (ug/m^3)	15-Min Avg Concentration (ug/m^3)	
12:13	73.8	39.5	12:13	74.5	74.0	-
12:14	54.8	41.0	12:14	79.5	74.4	-
12:15	41.0	41.4	12:15	82.3	74.8	-
12:16	37.3	41.4	12:16	76.0	75.0	-
12:17	42.5	41.9	12:17	77.8	75.3	-
12:18	38.5	42.0	12:18	73.5	75.3	-
12:19	36.5	41.7	12:19	72.3	75.0	-
12:20	37.8	41.7	12:20	76.5	75.1	-
12:21	39.0	41.4	12:21	79.3	75.5	-
12:22	38.5	41.4	12:22	76.0	75.6	-
12:23	37.5	41.4	12:23	77.3	75.8	-
12:24	44.5	42.1	12:24	78.5	76.4	-
12:25	46.0	42.8	12:25	76.3	76.5	-
12:26	42.5	43.1	12:26	78.5	76.7	-
12:27	56.5	44.4	12:27	75.5	76.9	-
12:28	46.5	42.6	12:28	72.3	76.8	-
12:29	36.5	41.4	12:29	70.8	76.2	-
12:30	38.5	41.2	12:30	71.3	75.4	-
12:31	35.5	41.1	12:31	74.5	75.3	-
12:32	38.5	40.9	12:32	72.3	75.0	-
12:33	36.0	40.7	12:33	77.3	75.2	-
12:34	40.0	40.9	12:34	76.0	75.5	-
12:35	39.8	41.1	12:35	77.8	75.6	-
12:36	36.0	40.9	12:36	76.8	75.4	-
12:37	59.0	42.2	12:37	82.3	75.8	-
12:38	53.5	43.3	12:38	81.5	76.1	-
12:39	38.0	42.9	12:39	75.8	75.9	-
12:40	39.3	42.4	12:40	74.5	75.8	-
12:41	37.3	42.1	12:41	75.8	75.6	-
12:42	36.0	40.7	12:42	74.3	75.5	-
12:43	35.5	40.0	12:43	72.8	75.6	-
12:44	35.8	39.9	12:44	85.5	76.5	-
12:45	39.8	40.0	12:45	77.5	77.0	-
12:46	37.0	40.1	12:46	76.8	77.1	-
12:47	39.8	40.2	12:47	76.5	77.4	-
12:48	36.8	40.2	12:48	74.0	77.2	-
12:49	36.0	40.0	12:49	72.8	77.0	-
12:50	36.3	39.7	12:50	73.0	76.6	-
12:51	36.8	39.8	12:51	72.8	76.4	-
12:52	38.0	38.4	12:52	72.5	75.7	-
12:53	37.3	37.3	12:53	71.5	75.1	-
12:54	36.5	37.2	12:54	73.5	74.9	-
12:55	34.5	36.9	12:55	72.5	74.8	-
12:56	35.8	36.8	12:56	72.3	74.5	-
12:57	36.3	36.8	12:57	72.5	74.4	-
12:58	37.3	36.9	12:58	73.0	74.4	-
12:59	37.8	37.0	12:59	74.3	73.7	-
13:00	36.8	36.8	13:00	74.3	73.5	-

Grand Union Bowling Alley Site
BCP #360222
150 Westchester Avenue, Port Chester
January 13, 2025

PARTICULATE DATA						
Upwind			Downwind			Exceeds Particulate Alarm Limit
Time	Concentration (ug/m^3)	15-Min Avg Concentration (ug/m^3)	Time	Concentration (ug/m^3)	15-Min Avg Concentration (ug/m^3)	
13:01	38.8	37.0	13:01	74.3	73.3	-
13:02	37.5	36.8	13:02	75.5	73.2	-
13:03	38.3	36.9	13:03	75.3	73.3	-
13:04	37.8	37.0	13:04	73.0	73.3	-
13:05	39.0	37.2	13:05	74.3	73.4	-
13:06	42.8	37.6	13:06	80.5	73.9	-
13:07	44.3	38.0	13:07	74.0	74.0	-
13:08	64.0	39.8	13:08	74.8	74.3	-
13:09	40.8	40.1	13:09	75.3	74.4	-
13:10	42.5	40.6	13:10	75.3	74.6	-
13:11	37.3	40.7	13:11	71.8	74.5	-
13:12	38.0	40.8	13:12	70.8	74.4	-
13:13	37.3	40.8	13:13	71.5	74.3	-
13:14	31.3	40.4	13:14	70.3	74.0	-
13:15	29.8	39.9	13:15	72.0	73.9	-
13:16	38.0	39.9	13:16	65.0	73.3	-
13:17	29.0	39.3	13:17	65.5	72.6	-
13:18	29.8	38.8	13:18	66.8	72.0	-
13:19	30.3	38.3	13:19	69.0	71.8	-
13:20	67.3	40.1	13:20	70.8	71.5	-
13:21	32.0	39.4	13:21	69.8	70.8	-
13:22	28.5	38.4	13:22	68.0	70.4	-
13:23	35.8	36.5	13:23	67.8	70.0	-
13:24	47.5	36.9	13:24	79.0	70.2	-
13:25	36.8	36.6	13:25	81.5	70.6	-
13:26	41.3	36.8	13:26	74.3	70.8	-
13:27	34.8	36.6	13:27	68.8	70.7	-
13:28	31.8	36.2	13:28	69.3	70.5	-
13:29	36.0	36.6	13:29	71.8	70.6	-
13:30	36.3	37.0	13:30	69.5	70.4	-
13:31	31.5	36.6	13:31	68.3	70.7	-
13:32	31.0	36.7	13:32	68.8	70.9	-
13:33	29.8	36.7	13:33	68.8	71.0	-
13:34	32.3	36.8	13:34	70.0	71.1	-
13:35	36.0	34.7	13:35	73.3	71.2	-
13:36	259.8	49.9	13:36	75.0	71.6	-
13:37	46.3	51.1	13:37	77.3	72.2	-
13:38	34.5	51.0	13:38	73.3	72.6	-
13:39	33.0	50.1	13:39	72.5	72.1	-
13:40	33.8	49.9	13:40	68.3	71.3	-
13:41	32.3	49.3	13:41	71.3	71.1	-
13:42	37.8	49.5	13:42	69.3	71.1	-
13:43	70.8	52.1	13:43	70.3	71.2	-
13:44	53.5	53.2	13:44	70.3	71.1	-
13:45	39.5	53.4	13:45	74.0	71.4	-
13:46	33.5	53.6	13:46	72.5	71.6	-
13:47	56.5	55.3	13:47	133.0	75.9	-
13:48	44.5	56.3	13:48	108.8	78.6	-

Grand Union Bowling Alley Site
BCP #360222
150 Westchester Avenue, Port Chester
January 13, 2025

PARTICULATE DATA						
Upwind			Downwind			Exceeds Particulate Alarm Limit
Time	Concentration (ug/m^3)	15-Min Avg Concentration (ug/m^3)	Time	Concentration (ug/m^3)	15-Min Avg Concentration (ug/m^3)	
13:49	40.0	56.8	13:49	81.8	79.4	-
13:50	39.3	57.0	13:50	81.3	79.9	-
13:51	41.3	42.4	13:51	76.8	80.0	-
13:52	38.0	41.9	13:52	73.3	79.8	-
13:53	104.0	46.5	13:53	72.5	79.7	-
13:54	39.3	46.9	13:54	72.0	79.7	-
13:55	39.5	47.3	13:55	71.5	79.9	-
13:56	39.0	47.8	13:56	71.8	79.9	-
13:57	40.0	47.9	13:57	74.8	80.3	-
13:58	39.5	45.8	13:58	75.8	80.7	-
13:59	38.3	44.8	13:59	76.0	81.0	-
14:00	121.8	50.3	14:00	79.3	81.4	-
14:01	36.0	50.5	14:01	76.0	81.6	-
14:02	38.3	49.2	14:02	75.5	77.8	-
14:03	52.8	49.8	14:03	75.3	75.6	-
14:04	42.3	49.9	14:04	79.2	75.4	-
14:05	41.3	50.1	14:05	78.2	75.2	-
14:06	36.8	49.8	14:06	78.4	75.3	-
14:07	39.0	49.8	14:07	81.6	75.8	-
14:08	40.0	45.6	14:08	81.2	76.4	-
14:09	71.0	47.7	14:09	81.2	77.0	-
14:10	44.8	48.0	14:10	80.6	77.6	-
14:11	39.5	48.1	14:11	83.2	78.4	-
14:12	41.5	48.2	14:12	78.6	78.7	-
14:13	39.5	48.2	14:13	76.6	78.7	-
14:14	42.5	48.5	14:14	78.0	78.9	-
14:15	40.8	43.1	14:15	74.8	78.6	-
14:16	37.5	43.2	14:16	73.6	78.4	-
14:17	36.0	43.0	14:17	72.4	78.2	-
14:18	37.8	42.0	14:18	72.4	78.0	-
14:19	37.5	41.7	14:19	73.2	77.6	-
14:20	35.5	41.3	14:20	73.4	77.3	-
14:21	40.3	41.5	14:21	74.2	77.0	-
14:22	38.0	41.5	14:22	73.4	76.5	-
14:23	40.5	41.5	14:23	75.0	76.0	-
14:24	36.8	39.2	14:24	76.0	75.7	-
14:25	38.8	38.8	14:25	74.6	75.3	-
14:26	40.8	38.9	14:26	77.8	74.9	-
14:27	40.5	38.8	14:27	75.0	74.7	-
14:28	56.0	39.9	14:28	77.4	74.7	-
14:29	42.8	40.0	14:29	77.0	74.7	-
14:30	41.0	40.0	14:30	76.4	74.8	-
14:31	46.5	40.6	14:31	77.6	75.1	-
14:32	78.5	43.4	14:32	74.0	75.2	-
14:33	56.8	44.7	14:33	75.6	75.4	-
14:34	37.5	44.7	14:34	79.4	75.8	-
14:35	50.0	45.6	14:35	77.2	76.0	-
14:36	118.0	50.8	14:36	82.2	76.6	-

Grand Union Bowling Alley Site
BCP #360222
150 Westchester Avenue, Port Chester
January 13, 2025

PARTICULATE DATA						
Upwind			Downwind			Exceeds Particulate Alarm Limit
Time	Concentration (ug/m^3)	15-Min Avg Concentration (ug/m^3)	Time	Concentration (ug/m^3)	15-Min Avg Concentration (ug/m^3)	
14:37	95.0	54.6	14:37	80.6	77.1	-
14:38	57.3	55.7	14:38	80.0	77.4	-
14:39	373.5	78.2	14:39	77.2	77.5	-
14:40	38.0	78.1	14:40	73.2	77.4	-
14:41	36.3	77.8	14:41	74.4	77.1	-
14:42	42.5	78.0	14:42	77.8	77.3	-
14:43	36.8	76.7	14:43	77.6	77.3	-
14:44	147.3	83.7	14:44	73.2	77.1	-
14:45	90.8	87.0	14:45	72.0	76.8	-
14:46	51.0	87.3	14:46	73.0	76.5	-
14:47	37.0	84.5	14:47	70.0	76.2	-
14:48	33.5	83.0	14:48	71.0	75.9	-
14:49	33.8	82.7	14:49	70.4	75.3	-
14:50	37.8	81.9	14:50	70.2	74.9	-
14:51	37.5	76.5	14:51	68.8	74.0	-
14:52	33.3	72.4	14:52	69.0	73.2	-
14:53	32.5	70.8	14:53	68.4	72.4	-
14:54	30.8	47.9	14:54	69.6	71.9	-
14:55	31.5	47.5	14:55	68.6	71.6	-
14:56	42.8	47.9	14:56	70.6	71.3	-
14:57	61.3	49.2	14:57	68.2	70.7	-
14:58	34.8	49.0	14:58	66.6	70.0	-
14:59	37.3	41.7	14:59	65.0	69.4	-
15:00	31.5	37.7	15:00	66.4	69.1	-
15:01	39.8	37.0	15:01	68.0	68.7	-
15:02	37.3	37.0	15:02	70.0	68.7	-
15:03	29.8	36.8	15:03	74.0	68.9	-
15:04	29.5	36.5	15:04	67.5	68.7	-
15:05	27.0	35.8	15:05	69.0	68.6	-
15:06	30.0	35.3	15:06	66.3	68.5	-
15:07	32.8	35.2	15:07	69.3	68.5	-
15:08	30.3	35.1	15:08	66.8	68.4	-
15:09	37.5	35.5	15:09	65.5	68.1	-
15:10	27.3	35.2	15:10	62.0	67.7	-
15:11	30.0	34.4	15:11	62.0	67.1	-
15:12	30.3	32.3	15:12	64.5	66.9	-
15:13	25.3	31.7	15:13	61.8	66.5	-
15:14	23.0	30.7	15:14	57.8	66.0	-
15:15	23.0	30.2	15:15	59.3	65.6	-
15:16	25.5	29.2	15:16	60.5	65.1	-
15:17	26.3	28.5	15:17	64.0	64.7	-
15:18	28.5	28.4	15:18	68.0	64.3	-
15:19	26.8	28.2	15:19	62.0	63.9	-
15:20	25.8	28.1	15:20	61.0	63.4	-
15:21	23.8	27.7	15:21	61.3	63.0	-
15:22	24.5	27.2	15:22	61.5	62.5	-
15:23	24.5	26.8	15:23	59.3	62.0	-
15:24	26.0	26.0	15:24	59.3	61.6	-

Grand Union Bowling Alley Site
BCP #360222
150 Westchester Avenue, Port Chester
January 13, 2025

PARTICULATE DATA						
Upwind			Downwind			Exceeds Particulate Alarm Limit
Time	Concentration (ug/m^3)	15-Min Avg Concentration (ug/m^3)	Time	Concentration (ug/m^3)	15-Min Avg Concentration (ug/m^3)	
15:25	24.5	25.8	15:25	58.8	61.4	-
15:26	21.3	25.3	15:26	58.3	61.1	-
15:27	23.5	24.8	15:27	59.3	60.8	-
15:28	27.8	25.0	15:28	62.8	60.9	-
15:29	26.3	25.2	15:29	63.8	61.3	-
15:30	22.3	25.1	15:30	61.5	61.4	-
15:31	24.8	25.1	15:31	60.8	61.4	-
15:32	26.5	25.1	15:32	60.0	61.2	-
15:33	26.0	24.9	15:33	58.0	60.5	-
15:34	26.0	24.9	15:34	62.8	60.5	-
15:35	24.5	24.8	15:35	59.5	60.4	-
15:36	23.3	24.8	15:36	60.3	60.4	-
15:37	24.0	24.7	15:37	60.3	60.3	-
15:38	23.0	24.6	15:38	59.3	60.3	-
15:39	21.3	24.3	15:39	59.3	60.3	-
15:40	24.0	24.3	15:40	60.5	60.4	-
15:41	21.5	24.3	15:41	61.3	60.6	-
15:42	21.5	24.2	15:42	67.8	61.2	-
15:43	25.8	24.0	15:43	64.0	61.3	-
15:44	21.8	23.7	15:44	60.3	61.0	-
15:45	23.3	23.8	15:45	63.3	61.1	-
15:46	22.8	23.7	15:46	60.8	61.1	-
15:47	19.0	23.2	15:47	59.5	61.1	-

Grand Union Bowling Alley Site
BCP #360222
150 Westchester Avenue, Port Chester
January 13, 2025

Monday, January 13, 2025						
Number of Instances Where Downwind VOCs Exceeds Upwind VOCs + 5 =						0
Number of Comparable Data Points =						433
Start Time:						8:18
End Time:						15:47
PID DATA						
Upwind			Downwind			
Time	Concentration (ppm)	15-Min Avg Concentration (ppm)	Time	Concentration (ppm)	15-Min Avg Concentration (ppm)	Exceeds VOC Alarm Limit
8:18	-	-	8:18	0.0	-	-
8:19	-	-	8:19	0.0	-	-
8:20	0.0	-	8:20	0.0	-	-
8:21	0.0	-	8:21	0.0	-	-
8:22	0.0	-	8:22	0.0	-	-
8:23	0.0	-	8:23	0.0	-	-
8:24	0.0	-	8:24	0.0	-	-
8:25	0.0	-	8:25	0.0	-	-
8:26	0.0	-	8:26	0.0	-	-
8:27	0.0	-	8:27	0.0	-	-
8:28	0.0	-	8:28	0.0	-	-
8:29	0.0	-	8:29	0.0	-	-
8:30	0.0	-	8:30	0.0	-	-
8:31	0.0	-	8:31	0.0	-	-
8:32	0.0	-	8:32	0.0	-	-
8:33	0.0	-	8:33	0.0	0.0	-
8:34	0.0	-	8:34	0.0	0.0	-
8:35	0.0	0.0	8:35	0.0	0.0	-
8:36	0.0	0.0	8:36	0.0	0.0	-
8:37	0.0	0.0	8:37	0.0	0.0	-
8:38	0.0	0.0	8:38	0.0	0.0	-
8:39	0.0	0.0	8:39	0.0	0.0	-
8:40	0.0	0.0	8:40	0.0	0.0	-
8:41	0.0	0.0	8:41	0.0	0.0	-
8:42	0.0	0.0	8:42	0.0	0.0	-
8:43	0.0	0.0	8:43	0.0	0.0	-
8:44	0.0	0.0	8:44	0.0	0.0	-
8:45	0.0	0.0	8:45	0.0	0.0	-
8:46	0.0	0.0	8:46	0.0	0.0	-
8:47	0.0	0.0	8:47	0.0	0.0	-
8:48	0.0	0.0	8:48	0.0	0.0	-
8:49	0.0	0.0	8:49	0.0	0.0	-
8:50	0.0	0.0	8:50	0.0	0.0	-
8:51	0.0	0.0	8:51	0.0	0.0	-
8:52	0.0	0.0	8:52	0.0	0.0	-
8:53	0.0	0.0	8:53	0.0	0.0	-
8:54	0.0	0.0	8:54	0.0	0.0	-
8:55	0.0	0.0	8:55	0.0	0.0	-
8:56	0.0	0.0	8:56	0.0	0.0	-
8:57	0.0	0.0	8:57	0.0	0.0	-
8:58	0.0	0.0	8:58	0.0	0.0	-
8:59	0.0	0.0	8:59	0.0	0.0	-

Grand Union Bowling Alley Site
BCP #360222
150 Westchester Avenue, Port Chester
January 13, 2025

PID DATA						
Upwind			Downwind			
Time	Concentration (ppm)	15-Min Avg Concentration (ppm)	Time	Concentration (ppm)	15-Min Avg Concentration (ppm)	Exceeds VOC Alarm Limit
9:00	0.0	0.0	9:00	0.0	0.0	-
9:01	0.0	0.0	9:01	0.0	0.0	-
9:02	0.0	0.0	9:02	0.0	0.0	-
9:03	0.0	0.0	9:03	0.0	0.0	-
9:04	0.0	0.0	9:04	0.0	0.0	-
9:05	0.0	0.0	9:05	0.0	0.0	-
9:06	0.0	0.0	9:06	0.0	0.0	-
9:07	0.0	0.0	9:07	0.0	0.0	-
9:08	0.0	0.0	9:08	0.0	0.0	-
9:09	0.0	0.0	9:09	0.0	0.0	-
9:10	0.0	0.0	9:10	0.0	0.0	-
9:11	0.0	0.0	9:11	0.0	0.0	-
9:12	0.0	0.0	9:12	0.0	0.0	-
9:13	0.0	0.0	9:13	0.0	0.0	-
9:14	0.0	0.0	9:14	0.0	0.0	-
9:15	0.0	0.0	9:15	0.0	0.0	-
9:16	0.0	0.0	9:16	0.0	0.0	-
9:17	0.0	0.0	9:17	0.0	0.0	-
9:18	0.0	0.0	9:18	0.0	0.0	-
9:19	0.0	0.0	9:19	0.0	0.0	-
9:20	0.0	0.0	9:20	0.0	0.0	-
9:21	0.0	0.0	9:21	0.0	0.0	-
9:22	0.0	0.0	9:22	0.0	0.0	-
9:23	0.0	0.0	9:23	0.0	0.0	-
9:24	0.0	0.0	9:24	0.0	0.0	-
9:25	0.0	0.0	9:25	0.0	0.0	-
9:26	0.0	0.0	9:26	0.0	0.0	-
9:27	0.0	0.0	9:27	0.0	0.0	-
9:28	0.0	0.0	9:28	0.0	0.0	-
9:29	0.0	0.0	9:29	0.0	0.0	-
9:30	0.0	0.0	9:30	0.0	0.0	-
9:31	0.0	0.0	9:31	0.0	0.0	-
9:32	0.0	0.0	9:32	0.0	0.0	-
9:33	0.0	0.0	9:33	0.0	0.0	-
9:34	0.0	0.0	9:34	0.0	0.0	-
9:35	0.0	0.0	9:35	0.0	0.0	-
9:36	0.0	0.0	9:36	0.0	0.0	-
9:37	0.0	0.0	9:37	0.0	0.0	-
9:38	0.0	0.0	9:38	0.0	0.0	-
9:39	0.0	0.0	9:39	0.0	0.0	-
9:40	0.0	0.0	9:40	0.0	0.0	-
9:41	0.0	0.0	9:41	0.0	0.0	-
9:42	0.0	0.0	9:42	0.0	0.0	-
9:43	0.0	0.0	9:43	0.0	0.0	-
9:44	0.0	0.0	9:44	0.0	0.0	-
9:45	0.0	0.0	9:45	0.0	0.0	-
9:46	0.0	0.0	9:46	0.0	0.0	-
9:47	0.0	0.0	9:47	0.0	0.0	-

Grand Union Bowling Alley Site
BCP #360222
150 Westchester Avenue, Port Chester
January 13, 2025

PID DATA						
Upwind			Downwind			
Time	Concentration (ppm)	15-Min Avg Concentration (ppm)	Time	Concentration (ppm)	15-Min Avg Concentration (ppm)	Exceeds VOC Alarm Limit
9:48	0.0	0.0	9:48	0.0	0.0	-
9:49	0.0	0.0	9:49	0.0	0.0	-
9:50	0.0	0.0	9:50	0.0	0.0	-
9:51	0.0	0.0	9:51	0.0	0.0	-
9:52	0.0	0.0	9:52	0.0	0.0	-
9:53	0.0	0.0	9:53	0.0	0.0	-
9:54	0.0	0.0	9:54	0.0	0.0	-
9:55	0.0	0.0	9:55	0.0	0.0	-
9:56	0.0	0.0	9:56	0.0	0.0	-
9:57	0.0	0.0	9:57	0.0	0.0	-
9:58	0.0	0.0	9:58	0.0	0.0	-
9:59	0.0	0.0	9:59	0.0	0.0	-
10:00	0.0	0.0	10:00	0.0	0.0	-
10:01	0.0	0.0	10:01	0.0	0.0	-
10:02	0.0	0.0	10:02	0.0	0.0	-
10:03	0.0	0.0	10:03	0.0	0.0	-
10:04	0.0	0.0	10:04	0.0	0.0	-
10:05	0.0	0.0	10:05	0.0	0.0	-
10:06	0.0	0.0	10:06	0.0	0.0	-
10:07	0.0	0.0	10:07	0.0	0.0	-
10:08	0.0	0.0	10:08	0.0	0.0	-
10:09	0.0	0.0	10:09	0.0	0.0	-
10:10	0.0	0.0	10:10	0.0	0.0	-
10:11	0.0	0.0	10:11	0.0	0.0	-
10:12	0.0	0.0	10:12	0.0	0.0	-
10:13	0.0	0.0	10:13	0.0	0.0	-
10:14	0.0	0.0	10:14	0.0	0.0	-
10:15	0.0	0.0	10:15	0.0	0.0	-
10:16	0.0	0.0	10:16	0.0	0.0	-
10:17	0.0	0.0	10:17	0.0	0.0	-
10:18	0.0	0.0	10:18	0.0	0.0	-
10:19	0.0	0.0	10:19	0.0	0.0	-
10:20	0.0	0.0	10:20	0.0	0.0	-
10:21	0.0	0.0	10:21	0.0	0.0	-
10:22	0.0	0.0	10:22	0.0	0.0	-
10:23	0.0	0.0	10:23	0.0	0.0	-
10:24	0.0	0.0	10:24	0.0	0.0	-
10:25	0.0	0.0	10:25	0.0	0.0	-
10:26	0.0	0.0	10:26	0.0	0.0	-
10:27	0.0	0.0	10:27	0.0	0.0	-
10:28	0.0	0.0	10:28	0.0	0.0	-
10:29	0.0	0.0	10:29	0.0	0.0	-
10:30	0.0	0.0	10:30	0.0	0.0	-
10:31	0.0	0.0	10:31	0.0	0.0	-
10:32	0.0	0.0	10:32	0.0	0.0	-
10:33	0.0	0.0	10:33	0.0	0.0	-
10:34	0.0	0.0	10:34	0.0	0.0	-
10:35	0.0	0.0	10:35	0.0	0.0	-

Grand Union Bowling Alley Site
BCP #360222
150 Westchester Avenue, Port Chester
January 13, 2025

PID DATA						
Upwind			Downwind			
Time	Concentration (ppm)	15-Min Avg Concentration (ppm)	Time	Concentration (ppm)	15-Min Avg Concentration (ppm)	Exceeds VOC Alarm Limit
10:36	0.0	0.0	10:36	0.0	0.0	-
10:37	0.0	0.0	10:37	0.0	0.0	-
10:38	0.0	0.0	10:38	0.0	0.0	-
10:39	0.0	0.0	10:39	0.0	0.0	-
10:40	0.0	0.0	10:40	0.0	0.0	-
10:41	0.0	0.0	10:41	0.0	0.0	-
10:42	0.0	0.0	10:42	0.0	0.0	-
10:43	0.0	0.0	10:43	0.0	0.0	-
10:44	0.0	0.0	10:44	0.0	0.0	-
10:45	0.0	0.0	10:45	0.0	0.0	-
10:46	0.0	0.0	10:46	0.0	0.0	-
10:47	0.0	0.0	10:47	0.0	0.0	-
10:48	0.0	0.0	10:48	0.0	0.0	-
10:49	0.0	0.0	10:49	0.0	0.0	-
10:50	0.0	0.0	10:50	0.0	0.0	-
10:51	0.0	0.0	10:51	0.0	0.0	-
10:52	0.0	0.0	10:52	0.0	0.0	-
10:53	0.0	0.0	10:53	0.0	0.0	-
10:54	0.0	0.0	10:54	0.0	0.0	-
10:55	0.0	0.0	10:55	0.0	0.0	-
10:56	0.0	0.0	10:56	0.0	0.0	-
10:57	0.0	0.0	10:57	0.0	0.0	-
10:58	0.0	0.0	10:58	0.0	0.0	-
10:59	0.0	0.0	10:59	0.0	0.0	-
11:00	0.0	0.0	11:00	0.0	0.0	-
11:01	0.0	0.0	11:01	0.0	0.0	-
11:02	0.0	0.0	11:02	0.0	0.0	-
11:03	0.0	0.0	11:03	0.0	0.0	-
11:04	0.0	0.0	11:04	0.0	0.0	-
11:05	0.0	0.0	11:05	0.0	0.0	-
11:06	0.0	0.0	11:06	0.0	0.0	-
11:07	0.0	0.0	11:07	0.0	0.0	-
11:08	0.0	0.0	11:08	0.0	0.0	-
11:09	0.0	0.0	11:09	0.0	0.0	-
11:10	0.0	0.0	11:10	0.0	0.0	-
11:11	0.0	0.0	11:11	0.0	0.0	-
11:12	0.0	0.0	11:12	0.0	0.0	-
11:13	0.0	0.0	11:13	0.0	0.0	-
11:14	0.0	0.0	11:14	0.0	0.0	-
11:15	0.0	0.0	11:15	0.0	0.0	-
11:16	0.0	0.0	11:16	0.0	0.0	-
11:17	0.0	0.0	11:17	0.0	0.0	-
11:18	0.0	0.0	11:18	0.0	0.0	-
11:19	0.0	0.0	11:19	0.0	0.0	-
11:20	0.0	0.0	11:20	0.0	0.0	-
11:21	0.0	0.0	11:21	0.0	0.0	-
11:22	0.0	0.0	11:22	0.0	0.0	-
11:23	0.0	0.0	11:23	0.0	0.0	-

Grand Union Bowling Alley Site
BCP #360222
150 Westchester Avenue, Port Chester
January 13, 2025

PID DATA						
Upwind			Downwind			
Time	Concentration (ppm)	15-Min Avg Concentration (ppm)	Time	Concentration (ppm)	15-Min Avg Concentration (ppm)	Exceeds VOC Alarm Limit
11:24	0.0	0.0	11:24	0.0	0.0	-
11:25	0.0	0.0	11:25	0.0	0.0	-
11:26	0.0	0.0	11:26	0.0	0.0	-
11:27	0.0	0.0	11:27	0.0	0.0	-
11:28	0.0	0.0	11:28	0.0	0.0	-
11:29	0.0	0.0	11:29	0.0	0.0	-
11:30	0.0	0.0	11:30	0.0	0.0	-
11:31	0.0	0.0	11:31	0.0	0.0	-
11:32	0.0	0.0	11:32	0.0	0.0	-
11:33	0.0	0.0	11:33	0.0	0.0	-
11:34	0.0	0.0	11:34	0.0	0.0	-
11:35	0.0	0.0	11:35	0.0	0.0	-
11:36	0.0	0.0	11:36	0.0	0.0	-
11:37	0.0	0.0	11:37	0.0	0.0	-
11:38	0.0	0.0	11:38	0.0	0.0	-
11:39	0.0	0.0	11:39	0.0	0.0	-
11:40	0.0	0.0	11:40	0.0	0.0	-
11:41	0.0	0.0	11:41	0.0	0.0	-
11:42	0.0	0.0	11:42	0.0	0.0	-
11:43	0.0	0.0	11:43	0.0	0.0	-
11:44	0.0	0.0	11:44	0.0	0.0	-
11:45	0.0	0.0	11:45	0.0	0.0	-
11:46	0.0	0.0	11:46	0.0	0.0	-
11:47	0.0	0.0	11:47	0.0	0.0	-
11:48	0.0	0.0	11:48	0.0	0.0	-
11:49	0.0	0.0	11:49	0.0	0.0	-
11:50	0.0	0.0	11:50	0.0	0.0	-
11:51	0.0	0.0	11:51	0.0	0.0	-
11:52	0.0	0.0	11:52	0.0	0.0	-
11:53	0.0	0.0	11:53	0.0	0.0	-
11:54	0.0	0.0	11:54	0.0	0.0	-
11:55	0.0	0.0	11:55	0.0	0.0	-
11:56	0.0	0.0	11:56	0.0	0.0	-
11:57	0.0	0.0	11:57	0.0	0.0	-
11:58	0.0	0.0	11:58	0.0	0.0	-
11:59	0.0	0.0	11:59	0.0	0.0	-
12:00	0.0	0.0	12:00	0.0	0.0	-
12:01	0.0	0.0	12:01	0.0	0.0	-
12:02	0.0	0.0	12:02	0.0	0.0	-
12:03	0.0	0.0	12:03	0.0	0.0	-
12:04	0.0	0.0	12:04	0.0	0.0	-
12:05	0.0	0.0	12:05	0.0	0.0	-
12:06	0.0	0.0	12:06	0.0	0.0	-
12:07	0.0	0.0	12:07	0.0	0.0	-
12:08	0.0	0.0	12:08	0.0	0.0	-
12:09	0.0	0.0	12:09	0.0	0.0	-
12:10	0.0	0.0	12:10	0.0	0.0	-
12:11	0.0	0.0	12:11	0.0	0.0	-

Grand Union Bowling Alley Site
BCP #360222
150 Westchester Avenue, Port Chester
January 13, 2025

PID DATA						
Upwind			Downwind			
Time	Concentration (ppm)	15-Min Avg Concentration (ppm)	Time	Concentration (ppm)	15-Min Avg Concentration (ppm)	Exceeds VOC Alarm Limit
12:12	0.0	0.0	12:12	0.0	0.0	-
12:13	0.0	0.0	12:13	0.0	0.0	-
12:14	0.0	0.0	12:14	0.0	0.0	-
12:15	0.0	0.0	12:15	0.0	0.0	-
12:16	0.0	0.0	12:16	0.0	0.0	-
12:17	0.0	0.0	12:17	0.0	0.0	-
12:18	0.0	0.0	12:18	0.0	0.0	-
12:19	0.0	0.0	12:19	0.0	0.0	-
12:20	0.0	0.0	12:20	0.0	0.0	-
12:21	0.0	0.0	12:21	0.0	0.0	-
12:22	0.0	0.0	12:22	0.0	0.0	-
12:23	0.0	0.0	12:23	0.0	0.0	-
12:24	0.0	0.0	12:24	0.0	0.0	-
12:25	0.0	0.0	12:25	0.0	0.0	-
12:26	0.0	0.0	12:26	0.0	0.0	-
12:27	0.0	0.0	12:27	0.0	0.0	-
12:28	0.0	0.0	12:28	0.0	0.0	-
12:29	0.0	0.0	12:29	0.0	0.0	-
12:30	0.0	0.0	12:30	0.0	0.0	-
12:31	0.0	0.0	12:31	0.0	0.0	-
12:32	0.0	0.0	12:32	0.0	0.0	-
12:33	0.0	0.0	12:33	0.0	0.0	-
12:34	0.0	0.0	12:34	0.0	0.0	-
12:35	0.0	0.0	12:35	0.0	0.0	-
12:36	0.0	0.0	12:36	0.0	0.0	-
12:37	0.0	0.0	12:37	0.0	0.0	-
12:38	0.0	0.0	12:38	0.0	0.0	-
12:39	0.0	0.0	12:39	0.0	0.0	-
12:40	0.0	0.0	12:40	0.0	0.0	-
12:41	0.0	0.0	12:41	0.0	0.0	-
12:42	0.0	0.0	12:42	0.0	0.0	-
12:43	0.0	0.0	12:43	0.0	0.0	-
12:44	0.0	0.0	12:44	0.0	0.0	-
12:45	0.0	0.0	12:45	0.0	0.0	-
12:46	0.0	0.0	12:46	0.0	0.0	-
12:47	0.0	0.0	12:47	0.0	0.0	-
12:48	0.0	0.0	12:48	0.0	0.0	-
12:49	0.0	0.0	12:49	0.0	0.0	-
12:50	0.0	0.0	12:50	0.0	0.0	-
12:51	0.0	0.0	12:51	0.0	0.0	-
12:52	0.0	0.0	12:52	0.0	0.0	-
12:53	0.0	0.0	12:53	0.0	0.0	-
12:54	0.0	0.0	12:54	0.0	0.0	-
12:55	0.0	0.0	12:55	0.0	0.0	-
12:56	0.0	0.0	12:56	0.0	0.0	-
12:57	0.0	0.0	12:57	0.0	0.0	-
12:58	0.0	0.0	12:58	0.0	0.0	-
12:59	0.0	0.0	12:59	0.0	0.0	-

Grand Union Bowling Alley Site
BCP #360222
150 Westchester Avenue, Port Chester
January 13, 2025

PID DATA						
Upwind			Downwind			
Time	Concentration (ppm)	15-Min Avg Concentration (ppm)	Time	Concentration (ppm)	15-Min Avg Concentration (ppm)	Exceeds VOC Alarm Limit
13:00	0.0	0.0	13:00	0.0	0.0	-
13:01	0.0	0.0	13:01	0.0	0.0	-
13:02	0.0	0.0	13:02	0.0	0.0	-
13:03	0.0	0.0	13:03	0.0	0.0	-
13:04	0.0	0.0	13:04	0.0	0.0	-
13:05	0.0	0.0	13:05	0.0	0.0	-
13:06	0.0	0.0	13:06	0.0	0.0	-
13:07	0.0	0.0	13:07	0.0	0.0	-
13:08	0.0	0.0	13:08	0.0	0.0	-
13:09	0.0	0.0	13:09	0.0	0.0	-
13:10	0.0	0.0	13:10	0.0	0.0	-
13:11	0.0	0.0	13:11	0.0	0.0	-
13:12	0.0	0.0	13:12	0.0	0.0	-
13:13	0.0	0.0	13:13	0.0	0.0	-
13:14	0.0	0.0	13:14	0.0	0.0	-
13:15	0.0	0.0	13:15	0.0	0.0	-
13:16	0.0	0.0	13:16	0.0	0.0	-
13:17	0.0	0.0	13:17	0.0	0.0	-
13:18	0.0	0.0	13:18	0.0	0.0	-
13:19	0.0	0.0	13:19	0.0	0.0	-
13:20	0.0	0.0	13:20	0.0	0.0	-
13:21	0.0	0.0	13:21	0.0	0.0	-
13:22	0.0	0.0	13:22	0.0	0.0	-
13:23	0.0	0.0	13:23	0.0	0.0	-
13:24	0.0	0.0	13:24	0.0	0.0	-
13:25	0.0	0.0	13:25	0.0	0.0	-
13:26	0.0	0.0	13:26	0.0	0.0	-
13:27	0.0	0.0	13:27	0.0	0.0	-
13:28	0.0	0.0	13:28	0.0	0.0	-
13:29	0.0	0.0	13:29	0.0	0.0	-
13:30	0.0	0.0	13:30	0.0	0.0	-
13:31	0.0	0.0	13:31	0.0	0.0	-
13:32	0.0	0.0	13:32	0.0	0.0	-
13:33	0.0	0.0	13:33	0.0	0.0	-
13:34	0.0	0.0	13:34	0.0	0.0	-
13:35	0.0	0.0	13:35	0.0	0.0	-
13:36	0.0	0.0	13:36	0.0	0.0	-
13:37	0.0	0.0	13:37	0.0	0.0	-
13:38	0.0	0.0	13:38	0.0	0.0	-
13:39	0.0	0.0	13:39	0.0	0.0	-
13:40	0.0	0.0	13:40	0.0	0.0	-
13:41	0.0	0.0	13:41	0.0	0.0	-
13:42	0.0	0.0	13:42	0.0	0.0	-
13:43	0.0	0.0	13:43	0.0	0.0	-
13:44	0.0	0.0	13:44	0.0	0.0	-
13:45	0.0	0.0	13:45	0.0	0.0	-
13:46	0.0	0.0	13:46	0.0	0.0	-
13:47	0.0	0.0	13:47	0.0	0.0	-

Grand Union Bowling Alley Site
BCP #360222
150 Westchester Avenue, Port Chester
January 13, 2025

PID DATA						
Upwind			Downwind			
Time	Concentration (ppm)	15-Min Avg Concentration (ppm)	Time	Concentration (ppm)	15-Min Avg Concentration (ppm)	Exceeds VOC Alarm Limit
13:48	0.0	0.0	13:48	0.0	0.0	-
13:49	0.0	0.0	13:49	0.0	0.0	-
13:50	0.0	0.0	13:50	0.0	0.0	-
13:51	0.0	0.0	13:51	0.0	0.0	-
13:52	0.0	0.0	13:52	0.0	0.0	-
13:53	0.0	0.0	13:53	0.0	0.0	-
13:54	0.0	0.0	13:54	0.0	0.0	-
13:55	0.0	0.0	13:55	0.0	0.0	-
13:56	0.0	0.0	13:56	0.0	0.0	-
13:57	0.0	0.0	13:57	0.0	0.0	-
13:58	0.0	0.0	13:58	0.0	0.0	-
13:59	0.0	0.0	13:59	0.0	0.0	-
14:00	0.0	0.0	14:00	0.0	0.0	-
14:01	0.0	0.0	14:01	0.0	0.0	-
14:02	0.0	0.0	14:02	0.0	0.0	-
14:03	0.0	0.0	14:03	0.0	0.0	-
14:04	0.0	0.0	14:04	0.0	0.0	-
14:05	0.0	0.0	14:05	0.0	0.0	-
14:06	0.0	0.0	14:06	0.0	0.0	-
14:07	0.0	0.0	14:07	0.0	0.0	-
14:08	0.0	0.0	14:08	0.0	0.0	-
14:09	0.0	0.0	14:09	0.0	0.0	-
14:10	0.0	0.0	14:10	0.0	0.0	-
14:11	0.0	0.0	14:11	0.0	0.0	-
14:12	0.0	0.0	14:12	0.0	0.0	-
14:13	0.0	0.0	14:13	0.0	0.0	-
14:14	0.0	0.0	14:14	0.0	0.0	-
14:15	0.0	0.0	14:15	0.0	0.0	-
14:16	0.0	0.0	14:16	0.0	0.0	-
14:17	0.0	0.0	14:17	0.0	0.0	-
14:18	0.0	0.0	14:18	0.0	0.0	-
14:19	0.0	0.0	14:19	0.0	0.0	-
14:20	0.0	0.0	14:20	0.0	0.0	-
14:21	0.0	0.0	14:21	0.0	0.0	-
14:22	0.0	0.0	14:22	0.0	0.0	-
14:23	0.0	0.0	14:23	0.0	0.0	-
14:24	0.0	0.0	14:24	0.0	0.0	-
14:25	0.0	0.0	14:25	0.0	0.0	-
14:26	0.0	0.0	14:26	0.0	0.0	-
14:27	0.0	0.0	14:27	0.0	0.0	-
14:28	0.0	0.0	14:28	0.0	0.0	-
14:29	0.0	0.0	14:29	0.0	0.0	-
14:30	0.0	0.0	14:30	0.0	0.0	-
14:31	0.0	0.0	14:31	0.0	0.0	-
14:32	0.0	0.0	14:32	0.0	0.0	-
14:33	0.0	0.0	14:33	0.0	0.0	-
14:34	0.0	0.0	14:34	0.0	0.0	-
14:35	0.0	0.0	14:35	0.0	0.0	-

Grand Union Bowling Alley Site
BCP #360222
150 Westchester Avenue, Port Chester
January 13, 2025

PID DATA						
Upwind			Downwind			
Time	Concentration (ppm)	15-Min Avg Concentration (ppm)	Time	Concentration (ppm)	15-Min Avg Concentration (ppm)	Exceeds VOC Alarm Limit
14:36	0.0	0.0	14:36	0.0	0.0	-
14:37	0.0	0.0	14:37	0.0	0.0	-
14:38	0.0	0.0	14:38	0.0	0.0	-
14:39	0.0	0.0	14:39	0.0	0.0	-
14:40	0.0	0.0	14:40	0.0	0.0	-
14:41	0.0	0.0	14:41	0.0	0.0	-
14:42	0.0	0.0	14:42	0.0	0.0	-
14:43	0.0	0.0	14:43	0.0	0.0	-
14:44	0.0	0.0	14:44	0.0	0.0	-
14:45	0.0	0.0	14:45	0.0	0.0	-
14:46	0.0	0.0	14:46	0.0	0.0	-
14:47	0.0	0.0	14:47	0.0	0.0	-
14:48	0.0	0.0	14:48	0.0	0.0	-
14:49	0.0	0.0	14:49	0.0	0.0	-
14:50	0.0	0.0	14:50	0.0	0.0	-
14:51	0.0	0.0	14:51	0.0	0.0	-
14:52	0.0	0.0	14:52	0.0	0.0	-
14:53	0.0	0.0	14:53	0.0	0.0	-
14:54	0.0	0.0	14:54	0.0	0.0	-
14:55	0.0	0.0	14:55	0.0	0.0	-
14:56	0.0	0.0	14:56	0.0	0.0	-
14:57	0.0	0.0	14:57	0.0	0.0	-
14:58	0.0	0.0	14:58	0.0	0.0	-
14:59	0.0	0.0	14:59	0.0	0.0	-
15:00	0.0	0.0	15:00	0.0	0.0	-
15:01	0.0	0.0	15:01	0.0	0.0	-
15:02	0.0	0.0	15:02	0.0	0.0	-
15:03	0.0	0.0	15:03	0.0	0.0	-
15:04	0.0	0.0	15:04	0.0	0.0	-
15:05	0.0	0.0	15:05	0.0	0.0	-
15:06	0.0	0.0	15:06	0.0	0.0	-
15:07	0.0	0.0	15:07	0.0	0.0	-
15:08	0.0	0.0	15:08	0.0	0.0	-
15:09	0.0	0.0	15:09	0.0	0.0	-
15:10	0.0	0.0	15:10	0.0	0.0	-
15:11	0.0	0.0	15:11	0.0	0.0	-
15:12	0.0	0.0	15:12	0.0	0.0	-
15:13	0.0	0.0	15:13	0.0	0.0	-
15:14	0.0	0.0	15:14	0.0	0.0	-
15:15	0.0	0.0	15:15	0.0	0.0	-
15:16	0.0	0.0	15:16	0.0	0.0	-
15:17	0.0	0.0	15:17	0.0	0.0	-
15:18	0.0	0.0	15:18	0.0	0.0	-
15:19	0.0	0.0	15:19	0.0	0.0	-
15:20	0.0	0.0	15:20	0.0	0.0	-
15:21	0.0	0.0	15:21	0.0	0.0	-
15:22	0.0	0.0	15:22	0.0	0.0	-
15:23	0.0	0.0	15:23	0.0	0.0	-

Grand Union Bowling Alley Site
BCP #360222
150 Westchester Avenue, Port Chester
January 13, 2025

PID DATA						
Upwind			Downwind			
Time	Concentration (ppm)	15-Min Avg Concentration (ppm)	Time	Concentration (ppm)	15-Min Avg Concentration (ppm)	Exceeds VOC Alarm Limit
15:24	0.0	0.0	15:24	0.0	0.0	-
15:25	0.0	0.0	15:25	0.0	0.0	-
15:26	0.0	0.0	15:26	0.0	0.0	-
15:27	0.0	0.0	15:27	0.0	0.0	-
15:28	0.0	0.0	15:28	0.0	0.0	-
15:29	0.0	0.0	15:29	0.0	0.0	-
15:30	0.0	0.0	15:30	0.0	0.0	-
15:31	0.0	0.0	15:31	0.0	0.0	-
15:32	0.0	0.0	15:32	0.0	0.0	-
15:33	0.0	0.0	15:33	0.0	0.0	-
15:34	0.0	0.0	15:34	0.0	0.0	-
15:35	0.0	0.0	15:35	0.0	0.0	-
15:36	0.0	0.0	15:36	0.0	0.0	-
15:37	0.0	0.0	15:37	0.0	0.0	-
15:38	0.0	0.0	15:38	0.0	0.0	-
15:39	0.0	0.0	15:39	0.0	0.0	-
15:40	0.0	0.0	15:40	0.0	0.0	-
15:41	0.0	0.0	15:41	0.0	0.0	-
15:42	0.0	0.0	15:42	0.0	0.0	-
15:43	0.0	0.0	15:43	0.0	0.0	-
15:44	0.0	0.0	15:44	0.0	0.0	-
15:45	0.0	0.0	15:45	0.0	0.0	-
15:46	0.0	0.0	15:46	0.0	0.0	-
15:47	0.0	0.0	15:47	0.0	0.0	-

SESI CONSULTING ENGINEERS

959 US-46 Floor 3, Suite 300 - Parsippany-Troy Hills, NJ

DAILY AIR MONITORING REPORT
150 Westchester Avenue
Port Chester, New York

01/14/2025

Rev. No. 0 | Page 1 of 2

Project Number: 11895A

Dust Action Level: 150 µg/m^3

VOC Action Level: 5 ppm

Weather Data Range for Work Day		Wind Direction	NW	Relative Humidity (%)	38.0 - 50.0	Daily Rain Total (in)	0.00	Readings in the summary table and graphs below are the reported downwind concentrations.
Temperature (°F)	29.0 - 32.0	Wind Speed (MPH)	6.3 - 11.6	Barometer (inHg)	30.00 - 30.00	Avg. Dew Point Temp (°F)	12.0	

Station Location	Daily Avg. Dust Concentration (µg/m^3)	Max 15-Min Dust Concentration (µg/m^3)	Time of Max Dust Reading	Daily Avg. VOC Concentration (ppm)	Max 15-Min VOC Concentration (ppm)	Time of Max VOC Reading
Upwind	19.5	43.9	11:15	0.0	0.0	9:29
Downwind	37.8	48.4	11:18	0.0	0.0	9:28

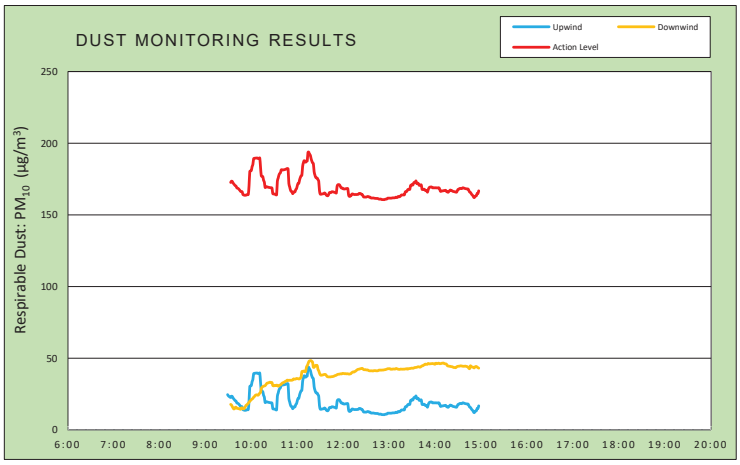

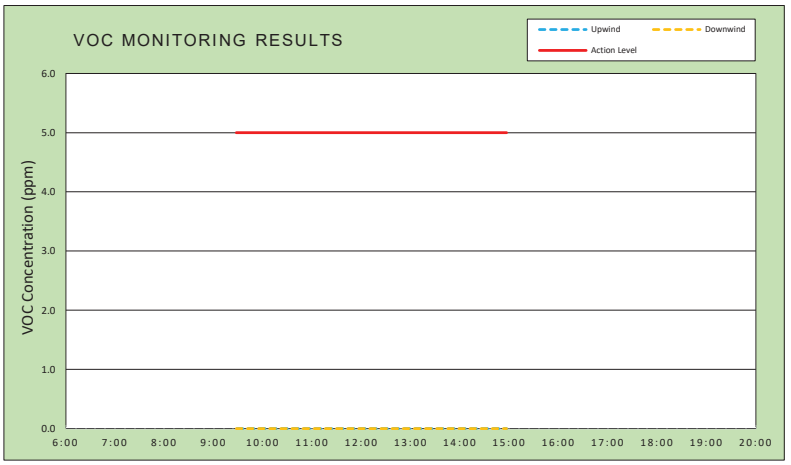

Air Monitoring Notes:

Weather Notes:

EMILCOTT
A Triumvirate Environmental Company

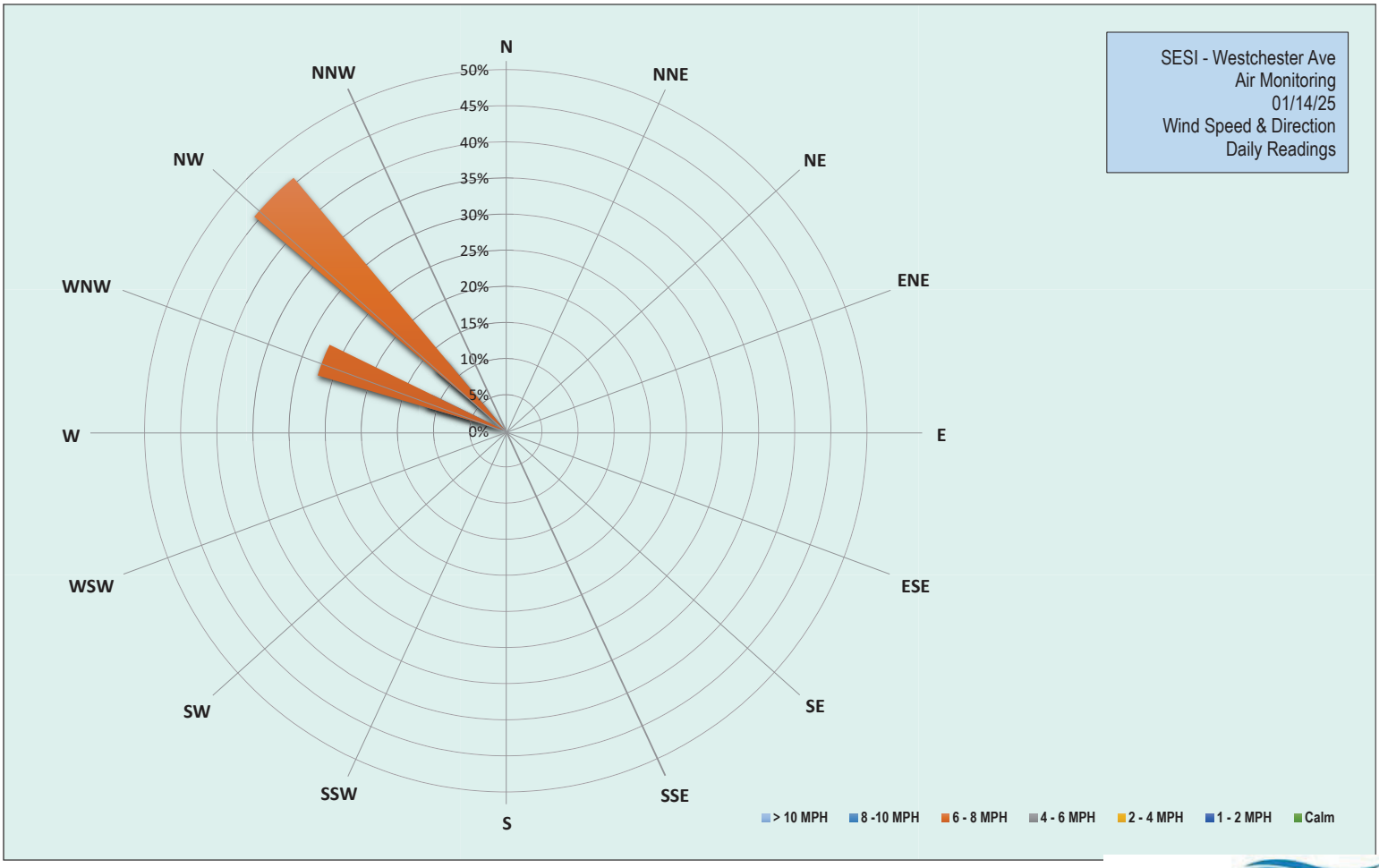

EMILCOTT
A Triumvirate Environmental Company

Grand Union Bowling Alley Site
BCP #360222
150 Westchester Avenue, Port Chester
January 14, 2025

Tuesday, January 14, 2025						
Number of Instances Where Downwind Particulates Exceeds Upwind Particulate + 150 =						0
Number of Comparable Data Points =						325
Start Time:						9:14
End Time:						14:57
PARTICULATE DATA						
Upwind			Downwind			Exceeds Particulate Alarm Limit
Time	Concentration (ug/m^3)	15-Min Avg Concentration (ug/m^3)	Time	Concentration (ug/m^3)	15-Min Avg Concentration (ug/m^3)	
9:14	16.0	-	9:14	-	-	-
9:15	35.3	-	9:15	-	-	-
9:16	31.0	-	9:16	-	-	-
9:17	20.5	-	9:17	-	-	-
9:18	19.0	-	9:18	16.7	-	-
9:19	28.5	-	9:19	33.0	-	-
9:20	18.5	-	9:20	33.5	-	-
9:21	31.5	-	9:21	25.0	-	-
9:22	25.8	-	9:22	24.3	-	-
9:23	25.0	-	9:23	9.8	-	-
9:24	23.0	-	9:24	6.0	-	-
9:25	17.5	-	9:25	8.5	-	-
9:26	31.3	-	9:26	23.5	-	-
9:27	24.5	-	9:27	14.8	-	-
9:28	16.8	-	9:28	14.3	-	-
9:29	21.8	24.7	9:29	16.5	-	-
9:30	22.8	23.8	9:30	12.8	-	-
9:31	23.8	23.3	9:31	21.3	-	-
9:32	15.0	23.0	9:32	11.3	-	-
9:33	14.3	22.7	9:33	13.0	17.8	-
9:34	41.5	23.5	9:34	27.0	17.4	-
9:35	16.8	23.4	9:35	18.5	16.4	-
9:36	17.0	22.4	9:36	11.0	15.5	-
9:37	14.3	21.7	9:37	12.3	14.7	-
9:38	15.3	21.0	9:38	11.5	14.8	-
9:39	13.8	20.4	9:39	19.5	15.7	-
9:40	13.3	20.1	9:40	11.0	15.9	-
9:41	13.0	18.9	9:41	12.5	15.1	-
9:42	20.8	18.7	9:42	13.3	15.0	-
9:43	12.5	18.4	9:43	12.3	14.9	-
9:44	13.0	17.8	9:44	14.3	14.8	-
9:45	13.0	17.1	9:45	13.5	14.8	-
9:46	13.0	16.4	9:46	14.8	14.4	-
9:47	12.5	16.3	9:47	24.5	15.3	-
9:48	13.5	16.2	9:48	15.8	15.4	-
9:49	12.3	14.3	9:49	18.8	14.9	-
9:50	12.5	14.0	9:50	16.5	14.8	-
9:51	13.5	13.7	9:51	17.3	15.2	-
9:52	14.3	13.7	9:52	25.5	16.1	-
9:53	15.5	13.8	9:53	27.8	17.1	-
9:54	19.3	14.1	9:54	24.3	17.5	-

Grand Union Bowling Alley Site
BCP #360222
150 Westchester Avenue, Port Chester
January 14, 2025

PARTICULATE DATA						
Upwind			Downwind			Exceeds Particulate Alarm Limit
Time	Concentration (ug/m^3)	15-Min Avg Concentration (ug/m^3)	Time	Concentration (ug/m^3)	15-Min Avg Concentration (ug/m^3)	
9:55	13.3	14.1	9:55	20.0	18.1	-
9:56	14.0	14.2	9:56	20.8	18.6	-
9:57	112.5	20.3	9:57	23.8	19.3	-
9:58	163.3	30.4	9:58	23.5	20.1	-
9:59	18.5	30.7	9:59	22.0	20.6	-
10:00	17.5	31.0	10:00	22.0	21.1	-
10:01	53.8	33.7	10:01	21.8	21.6	-
10:02	34.3	35.2	10:02	30.5	22.0	-
10:03	73.8	39.2	10:03	28.3	22.8	-
10:04	17.0	39.5	10:04	25.3	23.3	-
10:05	13.0	39.6	10:05	28.0	24.0	-
10:06	15.3	39.7	10:06	22.5	24.4	-
10:07	14.5	39.7	10:07	27.3	24.5	-
10:08	15.3	39.7	10:08	24.8	24.3	-
10:09	13.0	39.3	10:09	23.8	24.3	-
10:10	17.3	39.5	10:10	30.0	24.9	-
10:11	17.8	39.8	10:11	32.8	25.7	-
10:12	16.0	33.3	10:12	30.0	26.2	-
10:13	71.8	27.2	10:13	65.5	29.0	-
10:14	14.0	26.9	10:14	34.3	29.8	-
10:15	14.3	26.7	10:15	29.0	30.2	-
10:16	14.5	24.1	10:16	26.3	30.5	-
10:17	16.0	22.9	10:17	33.3	30.7	-
10:18	16.8	19.1	10:18	31.0	30.9	-
10:19	21.8	19.4	10:19	35.0	31.6	-
10:20	16.5	19.6	10:20	40.0	32.4	-
10:21	13.3	19.5	10:21	28.3	32.7	-
10:22	12.0	19.3	10:22	28.5	32.8	-
10:23	13.0	19.2	10:23	28.0	33.0	-
10:24	12.0	19.1	10:24	27.8	33.3	-
10:25	15.0	19.0	10:25	28.5	33.2	-
10:26	17.8	19.0	10:26	30.5	33.1	-
10:27	12.5	18.7	10:27	30.3	33.1	-
10:28	12.8	14.8	10:28	35.0	31.0	-
10:29	12.0	14.7	10:29	30.5	30.8	-
10:30	12.5	14.6	10:30	30.8	30.9	-
10:31	12.0	14.4	10:31	30.5	31.2	-
10:32	11.3	14.1	10:32	29.0	30.9	-
10:33	15.3	14.0	10:33	37.0	31.3	-
10:34	165.5	23.6	10:34	30.8	31.0	-
10:35	46.5	25.6	10:35	32.3	30.5	-
10:36	45.3	27.7	10:36	31.8	30.7	-
10:37	30.3	28.9	10:37	35.5	31.2	-
10:38	20.5	29.4	10:38	32.0	31.5	-
10:39	42.3	31.4	10:39	34.5	31.9	-
10:40	16.8	31.5	10:40	37.3	32.5	-
10:41	15.0	31.4	10:41	36.0	32.9	-

Grand Union Bowling Alley Site
BCP #360222
150 Westchester Avenue, Port Chester
January 14, 2025

PARTICULATE DATA						
Upwind			Downwind			Exceeds Particulate Alarm Limit
Time	Concentration (ug/m^3)	15-Min Avg Concentration (ug/m^3)	Time	Concentration (ug/m^3)	15-Min Avg Concentration (ug/m^3)	
10:42	14.0	31.5	10:42	33.8	33.1	-
10:43	14.3	31.6	10:43	39.0	33.4	-
10:44	14.0	31.7	10:44	36.0	33.7	-
10:45	15.8	31.9	10:45	35.3	34.0	-
10:46	16.0	32.2	10:46	34.3	34.3	-
10:47	14.3	32.4	10:47	36.5	34.8	-
10:48	12.0	32.2	10:48	33.0	34.5	-
10:49	13.3	22.0	10:49	32.8	34.7	-
10:50	12.5	19.7	10:50	32.3	34.7	-
10:51	13.3	17.6	10:51	32.3	34.7	-
10:52	13.0	16.5	10:52	35.0	34.7	-
10:53	18.8	16.3	10:53	33.0	34.7	-
10:54	19.0	14.8	10:54	37.0	34.9	-
10:55	31.8	15.8	10:55	48.3	35.6	-
10:56	20.5	16.2	10:56	34.0	35.5	-
10:57	13.0	16.1	10:57	33.3	35.5	-
10:58	38.8	17.7	10:58	40.3	35.5	-
10:59	22.8	18.3	10:59	42.0	35.9	-
11:00	46.0	20.3	11:00	33.3	35.8	-
11:01	40.5	22.0	11:01	33.8	35.8	-
11:02	15.8	22.1	11:02	33.5	35.6	-
11:03	47.3	24.4	11:03	34.8	35.7	-
11:04	38.3	26.1	11:04	41.0	36.2	-
11:05	30.8	27.3	11:05	42.8	36.9	-
11:06	18.8	27.7	11:06	88.8	40.7	-
11:07	106.5	33.9	11:07	37.3	40.9	-
11:08	56.5	36.4	11:08	35.8	41.0	-
11:09	40.8	37.9	11:09	37.3	41.1	-
11:10	23.3	37.3	11:10	40.3	40.5	-
11:11	12.8	36.8	11:11	37.5	40.8	-
11:12	28.3	37.8	11:12	79.8	43.9	-
11:13	36.0	37.6	11:13	54.5	44.8	-
11:14	113.5	43.7	11:14	61.0	46.1	-
11:15	49.3	43.9	11:15	55.5	47.6	-
11:16	13.0	42.0	11:16	43.0	48.2	-
11:17	12.0	41.8	11:17	35.5	48.3	-
11:18	11.0	39.4	11:18	35.8	48.4	-
11:19	12.3	37.6	11:19	32.8	47.8	-
11:20	10.5	36.3	11:20	34.8	47.3	-
11:21	12.0	35.8	11:21	34.8	43.7	-
11:22	22.3	30.2	11:22	38.0	43.7	-
11:23	22.3	27.9	11:23	45.5	44.4	-
11:24	16.8	26.3	11:24	47.5	45.1	-
11:25	14.8	25.8	11:25	39.5	45.0	-
11:26	12.8	25.8	11:26	37.5	45.0	-
11:27	11.0	24.6	11:27	39.3	42.3	-
11:28	20.5	23.6	11:28	39.8	41.3	-

Grand Union Bowling Alley Site
BCP #360222
150 Westchester Avenue, Port Chester
January 14, 2025

PARTICULATE DATA						
Upwind			Downwind			Exceeds Particulate Alarm Limit
Time	Concentration (ug/m^3)	15-Min Avg Concentration (ug/m^3)	Time	Concentration (ug/m^3)	15-Min Avg Concentration (ug/m^3)	
11:29	14.8	17.0	11:29	36.5	39.7	-
11:30	12.3	14.5	11:30	38.0	38.5	-
11:31	11.5	14.4	11:31	37.3	38.2	-
11:32	13.5	14.5	11:32	37.3	38.3	-
11:33	13.4	14.7	11:33	36.5	38.3	-
11:34	13.0	14.7	11:34	36.0	38.5	-
11:35	16.2	15.1	11:35	36.8	38.7	-
11:36	14.8	15.3	11:36	36.0	38.8	-
11:37	11.0	14.6	11:37	36.3	38.6	-
11:38	10.8	13.8	11:38	36.0	38.0	-
11:39	11.2	13.4	11:39	36.3	37.3	-
11:40	14.4	13.4	11:40	37.0	37.1	-
11:41	26.4	14.3	11:41	36.3	37.0	-
11:42	30.6	15.6	11:42	39.8	37.0	-
11:43	20.2	15.6	11:43	39.3	37.0	-
11:44	14.2	15.6	11:44	37.8	37.1	-
11:45	20.8	16.1	11:45	39.5	37.2	-
11:46	11.6	16.1	11:46	37.8	37.2	-
11:47	12.2	16.1	11:47	39.3	37.4	-
11:48	10.2	15.8	11:48	39.3	37.5	-
11:49	11.2	15.7	11:49	40.8	37.9	-
11:50	12.2	15.5	11:50	38.8	38.0	-
11:51	11.6	15.2	11:51	39.5	38.2	-
11:52	82.4	20.0	11:52	41.3	38.6	-
11:53	26.2	21.0	11:53	39.5	38.8	-
11:54	12.6	21.1	11:54	37.8	38.9	-
11:55	13.0	21.0	11:55	37.5	38.9	-
11:56	14.0	20.2	11:56	39.0	39.1	-
11:57	14.4	19.1	11:57	40.5	39.2	-
11:58	14.2	18.7	11:58	38.3	39.1	-
11:59	15.4	18.8	11:59	42.8	39.4	-
12:00	12.0	18.2	12:00	39.3	39.4	-
12:01	10.6	18.1	12:01	37.0	39.4	-
12:02	11.2	18.1	12:02	37.3	39.2	-
12:03	12.8	18.3	12:03	40.5	39.3	-
12:04	12.0	18.3	12:04	38.5	39.2	-
12:05	14.0	18.4	12:05	39.5	39.2	-
12:06	11.2	18.4	12:06	39.3	39.2	-
12:07	15.6	13.9	12:07	39.0	39.0	-
12:08	10.6	12.9	12:08	38.5	39.0	-
12:09	19.4	13.4	12:09	40.0	39.1	-
12:10	11.4	13.3	12:10	39.8	39.3	-
12:11	30.2	14.3	12:11	48.5	39.9	-
12:12	19.0	14.6	12:12	45.5	40.2	-
12:13	11.6	14.5	12:13	42.5	40.5	-
12:14	12.6	14.3	12:14	40.5	40.4	-
12:15	11.0	14.2	12:15	44.5	40.7	-

Grand Union Bowling Alley Site
BCP #360222
150 Westchester Avenue, Port Chester
January 14, 2025

PARTICULATE DATA						
Upwind			Downwind			Exceeds Particulate Alarm Limit
Time	Concentration (ug/m^3)	15-Min Avg Concentration (ug/m^3)	Time	Concentration (ug/m^3)	15-Min Avg Concentration (ug/m^3)	
12:16	11.0	14.2	12:16	41.0	41.0	-
12:17	11.2	14.2	12:17	44.0	41.4	-
12:18	12.6	14.2	12:18	47.0	41.9	-
12:19	15.0	14.4	12:19	43.5	42.2	-
12:20	13.4	14.4	12:20	41.8	42.4	-
12:21	21.4	15.1	12:21	40.5	42.4	-
12:22	12.0	14.8	12:22	42.0	42.6	-
12:23	10.8	14.8	12:23	40.5	42.8	-
12:24	10.2	14.2	12:24	42.0	42.9	-
12:25	11.4	14.2	12:25	40.3	42.9	-
12:26	12.0	13.0	12:26	40.5	42.4	-
12:27	10.6	12.5	12:27	40.3	42.1	-
12:28	12.4	12.5	12:28	42.3	42.0	-
12:29	11.8	12.5	12:29	41.0	42.1	-
12:30	11.0	12.5	12:30	41.5	41.9	-
12:31	14.2	12.7	12:31	41.0	41.9	-
12:32	14.2	12.9	12:32	43.5	41.8	-
12:33	10.6	12.7	12:33	42.0	41.5	-
12:34	10.0	12.4	12:34	40.5	41.3	-
12:35	14.4	12.5	12:35	41.0	41.3	-
12:36	13.2	11.9	12:36	40.5	41.3	-
12:37	9.6	11.8	12:37	42.3	41.3	-
12:38	11.0	11.8	12:38	39.8	41.2	-
12:39	11.2	11.8	12:39	41.0	41.2	-
12:40	9.8	11.7	12:40	43.3	41.4	-
12:41	10.2	11.6	12:41	40.8	41.4	-
12:42	9.4	11.5	12:42	40.5	41.4	-
12:43	12.0	11.5	12:43	40.3	41.3	-
12:44	11.4	11.5	12:44	41.5	41.3	-
12:45	10.8	11.5	12:45	41.3	41.3	-
12:46	10.4	11.2	12:46	44.8	41.5	-
12:47	11.2	11.0	12:47	47.3	41.8	-
12:48	10.8	11.0	12:48	40.8	41.7	-
12:49	10.6	11.1	12:49	42.0	41.8	-
12:50	10.2	10.8	12:50	40.0	41.7	-
12:51	11.6	10.7	12:51	41.8	41.8	-
12:52	10.0	10.7	12:52	42.0	41.8	-
12:53	10.2	10.7	12:53	41.3	41.9	-
12:54	11.8	10.7	12:54	43.0	42.0	-
12:55	14.0	11.0	12:55	44.0	42.1	-
12:56	11.0	11.0	12:56	43.8	42.3	-
12:57	10.6	11.1	12:57	43.3	42.5	-
12:58	20.4	11.7	12:58	43.8	42.7	-
12:59	11.8	11.7	12:59	42.0	42.7	-
13:00	11.0	11.7	13:00	41.3	42.7	-
13:01	10.4	11.7	13:01	45.0	42.7	-
13:02	10.8	11.7	13:02	41.3	42.3	-

Grand Union Bowling Alley Site
BCP #360222
150 Westchester Avenue, Port Chester
January 14, 2025

PARTICULATE DATA						
Upwind			Downwind			Exceeds Particulate Alarm Limit
Time	Concentration (ug/m^3)	15-Min Avg Concentration (ug/m^3)	Time	Concentration (ug/m^3)	15-Min Avg Concentration (ug/m^3)	
13:03	11.4	11.7	13:03	41.8	42.4	-
13:04	12.4	11.8	13:04	41.3	42.4	-
13:05	11.4	11.9	13:05	42.8	42.5	-
13:06	11.4	11.9	13:06	41.3	42.5	-
13:07	10.4	11.9	13:07	41.8	42.5	-
13:08	12.6	12.1	13:08	41.5	42.5	-
13:09	16.6	12.4	13:09	48.8	42.9	-
13:10	10.0	12.1	13:10	41.5	42.7	-
13:11	13.0	12.3	13:11	40.5	42.5	-
13:12	20.6	12.9	13:12	41.3	42.4	-
13:13	16.4	12.7	13:13	42.3	42.3	-
13:14	13.2	12.8	13:14	42.3	42.3	-
13:15	19.2	13.3	13:15	44.0	42.5	-
13:16	19.2	13.9	13:16	44.0	42.4	-
13:17	11.0	13.9	13:17	41.3	42.4	-
13:18	12.0	14.0	13:18	41.3	42.4	-
13:19	12.2	13.9	13:19	42.3	42.4	-
13:20	13.2	14.1	13:20	42.3	42.4	-
13:21	40.6	16.0	13:21	43.5	42.6	-
13:22	14.8	16.3	13:22	42.8	42.6	-
13:23	13.8	16.4	13:23	43.0	42.7	-
13:24	31.8	17.4	13:24	43.5	42.4	-
13:25	16.8	17.9	13:25	46.0	42.7	-
13:26	12.0	17.8	13:26	42.3	42.8	-
13:27	20.5	17.8	13:27	42.3	42.9	-
13:28	59.3	20.6	13:28	43.3	42.9	-
13:29	14.3	20.7	13:29	44.8	43.1	-
13:30	27.0	21.2	13:30	44.5	43.1	-
13:31	13.5	20.8	13:31	42.8	43.0	-
13:32	32.5	22.3	13:32	43.0	43.2	-
13:33	18.8	22.7	13:33	46.0	43.5	-
13:34	11.0	22.7	13:34	43.3	43.5	-
13:35	30.0	23.8	13:35	43.8	43.6	-
13:36	11.5	21.8	13:36	44.5	43.7	-
13:37	18.5	22.1	13:37	46.3	43.9	-
13:38	13.5	22.1	13:38	45.0	44.1	-
13:39	12.5	20.8	13:39	42.8	44.0	-
13:40	14.3	20.6	13:40	43.0	43.8	-
13:41	17.0	20.9	13:41	44.0	43.9	-
13:42	21.0	21.0	13:42	49.0	44.4	-
13:43	11.8	17.8	13:43	48.5	44.7	-
13:44	13.3	17.7	13:44	45.3	44.8	-
13:45	28.3	17.8	13:45	51.5	45.2	-
13:46	15.3	17.9	13:46	45.8	45.4	-
13:47	21.8	17.2	13:47	50.3	45.9	-
13:48	13.8	16.9	13:48	44.5	45.8	-
13:49	12.5	17.0	13:49	43.0	45.8	-

Grand Union Bowling Alley Site
BCP #360222
150 Westchester Avenue, Port Chester
January 14, 2025

PARTICULATE DATA						
Upwind			Downwind			Exceeds Particulate Alarm Limit
Time	Concentration (ug/m^3)	15-Min Avg Concentration (ug/m^3)	Time	Concentration (ug/m^3)	15-Min Avg Concentration (ug/m^3)	
13:50	12.8	15.8	13:50	44.0	45.8	-
13:51	37.8	17.6	13:51	53.3	46.4	-
13:52	36.5	18.8	13:52	42.5	46.2	-
13:53	22.0	19.4	13:53	44.0	46.1	-
13:54	13.3	19.4	13:54	44.3	46.2	-
13:55	16.5	19.6	13:55	43.8	46.2	-
13:56	12.5	19.3	13:56	44.8	46.3	-
13:57	14.8	18.8	13:57	49.8	46.3	-
13:58	14.0	19.0	13:58	45.5	46.1	-
13:59	12.5	18.9	13:59	44.0	46.1	-
14:00	27.3	18.9	14:00	48.3	45.8	-
14:01	17.0	19.0	14:01	56.8	46.6	-
14:02	19.8	18.9	14:02	46.8	46.3	-
14:03	13.8	18.9	14:03	44.0	46.3	-
14:04	11.8	18.8	14:04	46.3	46.5	-
14:05	15.5	19.0	14:05	44.8	46.6	-
14:06	22.5	18.0	14:06	47.8	46.2	-
14:07	13.5	16.4	14:07	43.5	46.3	-
14:08	23.5	16.5	14:08	45.0	46.3	-
14:09	16.8	16.8	14:09	48.0	46.6	-
14:10	16.0	16.7	14:10	43.8	46.6	-
14:11	15.5	16.9	14:11	46.3	46.7	-
14:12	15.5	17.0	14:12	44.3	46.3	-
14:13	16.0	17.1	14:13	43.0	46.2	-
14:14	12.5	17.1	14:14	43.3	46.1	-
14:15	13.8	16.2	14:15	43.5	45.8	-
14:16	16.3	16.2	14:16	42.8	44.9	-
14:17	14.0	15.8	14:17	43.5	44.6	-
14:18	22.5	16.4	14:18	42.3	44.5	-
14:19	19.5	16.9	14:19	44.3	44.4	-
14:20	23.0	17.4	14:20	44.5	44.4	-
14:21	15.5	16.9	14:21	44.5	44.2	-
14:22	14.0	17.0	14:22	43.3	44.1	-
14:23	17.0	16.5	14:23	42.5	44.0	-
14:24	14.0	16.3	14:24	42.8	43.6	-
14:25	14.8	16.3	14:25	43.3	43.6	-
14:26	12.5	16.1	14:26	45.3	43.5	-
14:27	15.3	16.0	14:27	43.3	43.5	-
14:28	12.8	15.8	14:28	50.3	43.9	-
14:29	27.3	16.8	14:29	48.3	44.3	-
14:30	29.5	17.9	14:30	45.5	44.4	-
14:31	16.8	17.9	14:31	44.0	44.5	-
14:32	21.3	18.4	14:32	44.0	44.5	-
14:33	25.0	18.5	14:33	45.0	44.7	-
14:34	17.0	18.4	14:34	44.0	44.7	-
14:35	23.8	18.4	14:35	43.0	44.6	-
14:36	22.8	18.9	14:36	42.8	44.5	-

Grand Union Bowling Alley Site
BCP #360222
150 Westchester Avenue, Port Chester
January 14, 2025

PARTICULATE DATA						
Upwind			Downwind			Exceeds Particulate Alarm Limit
Time	Concentration (ug/m^3)	15-Min Avg Concentration (ug/m^3)	Time	Concentration (ug/m^3)	15-Min Avg Concentration (ug/m^3)	
14:37	13.0	18.8	14:37	42.5	44.4	-
14:38	14.0	18.6	14:38	42.5	44.4	-
14:39	10.8	18.4	14:39	44.0	44.5	-
14:40	13.3	18.3	14:40	43.0	44.5	-
14:41	10.5	18.2	14:41	42.0	44.3	-
14:42	13.5	18.1	14:42	42.0	44.2	-
14:43	13.5	18.1	14:43	43.0	43.7	-
14:44	13.5	17.2	14:44	40.5	43.2	-
14:45	12.0	16.0	14:45	38.3	42.7	-
14:46	13.0	15.8	14:46	74.5	44.7	-
14:47	10.0	15.0	14:47	38.8	44.4	-
14:48	12.3	14.2	14:48	37.5	43.9	-
14:49	9.5	13.7	14:49	44.0	43.9	-
14:50	10.0	12.8	14:50	39.8	43.7	-
14:51	11.8	12.0	14:51	36.5	43.3	-
14:52	23.0	12.7	14:52	52.5	43.9	-
14:53	22.3	13.3	14:53	47.0	44.2	-
14:54	13.0	13.4	14:54	44.5	44.3	-
14:55	37.8	15.0	14:55	36.5	43.8	-
14:56	10.3	15.0	14:56	36.5	43.5	-
14:57	40.5	16.8	14:57	36.8	43.1	-

Grand Union Bowling Alley Site
BCP #360222
150 Westchester Avenue, Port Chester
January 14, 2025

Tuesday, January 14, 2025						
Number of Instances Where Downwind VOCs Exceeds Upwind VOCs + 5 =						0
Number of Comparable Data Points =						329
Start Time:						9:13
End Time:						14:57
PID DATA						
Upwind			Downwind			Exceeds VOC Alarm Limit
Time	Concentration (ppm)	15-Min Avg Concentration (ppm)	Time	Concentration (ppm)	15-Min Avg Concentration (ppm)	
9:13	-	-	9:13	0.0	-	-
9:14	0.0	-	9:14	0.0	-	-
9:15	0.0	-	9:15	0.0	-	-
9:16	0.0	-	9:16	0.0	-	-
9:17	0.0	-	9:17	0.0	-	-
9:18	0.0	-	9:18	0.0	-	-
9:19	0.0	-	9:19	0.0	-	-
9:20	0.0	-	9:20	0.0	-	-
9:21	0.0	-	9:21	0.0	-	-
9:22	0.0	-	9:22	0.0	-	-
9:23	0.0	-	9:23	0.0	-	-
9:24	0.0	-	9:24	0.0	-	-
9:25	0.0	-	9:25	0.0	-	-
9:26	0.0	-	9:26	0.0	-	-
9:27	0.0	-	9:27	0.0	-	-
9:28	0.0	-	9:28	0.0	0.0	-
9:29	0.0	0.0	9:29	0.0	0.0	-
9:30	0.0	0.0	9:30	0.0	0.0	-
9:31	0.0	0.0	9:31	0.0	0.0	-
9:32	0.0	0.0	9:32	0.0	0.0	-
9:33	0.0	0.0	9:33	0.0	0.0	-
9:34	0.0	0.0	9:34	0.0	0.0	-
9:35	0.0	0.0	9:35	0.0	0.0	-
9:36	0.0	0.0	9:36	0.0	0.0	-
9:37	0.0	0.0	9:37	0.0	0.0	-
9:38	0.0	0.0	9:38	0.0	0.0	-
9:39	0.0	0.0	9:39	0.0	0.0	-
9:40	0.0	0.0	9:40	0.0	0.0	-
9:41	0.0	0.0	9:41	0.0	0.0	-
9:42	0.0	0.0	9:42	0.0	0.0	-
9:43	0.0	0.0	9:43	0.0	0.0	-
9:44	0.0	0.0	9:44	0.0	0.0	-
9:45	0.0	0.0	9:45	0.0	0.0	-
9:46	0.0	0.0	9:46	0.0	0.0	-
9:47	0.0	0.0	9:47	0.0	0.0	-
9:48	0.0	0.0	9:48	0.0	0.0	-
9:49	0.0	0.0	9:49	0.0	0.0	-
9:50	0.0	0.0	9:50	0.0	0.0	-
9:51	0.0	0.0	9:51	0.0	0.0	-
9:52	0.0	0.0	9:52	0.0	0.0	-
9:53	0.0	0.0	9:53	0.0	0.0	-
9:54	0.0	0.0	9:54	0.0	0.0	-

Grand Union Bowling Alley Site
BCP #360222
150 Westchester Avenue, Port Chester
January 14, 2025

PID DATA						
Upwind			Downwind			
Time	Concentration (ppm)	15-Min Avg Concentration (ppm)	Time	Concentration (ppm)	15-Min Avg Concentration (ppm)	Exceeds VOC Alarm Limit
9:55	0.0	0.0	9:55	0.0	0.0	-
9:56	0.0	0.0	9:56	0.0	0.0	-
9:57	0.0	0.0	9:57	0.0	0.0	-
9:58	0.0	0.0	9:58	0.0	0.0	-
9:59	0.0	0.0	9:59	0.0	0.0	-
10:00	0.0	0.0	10:00	0.0	0.0	-
10:01	0.0	0.0	10:01	0.0	0.0	-
10:02	0.0	0.0	10:02	0.0	0.0	-
10:03	0.0	0.0	10:03	0.0	0.0	-
10:04	0.0	0.0	10:04	0.0	0.0	-
10:05	0.0	0.0	10:05	0.0	0.0	-
10:06	0.0	0.0	10:06	0.0	0.0	-
10:07	0.0	0.0	10:07	0.0	0.0	-
10:08	0.0	0.0	10:08	0.0	0.0	-
10:09	0.0	0.0	10:09	0.0	0.0	-
10:10	0.0	0.0	10:10	0.0	0.0	-
10:11	0.0	0.0	10:11	0.0	0.0	-
10:12	0.0	0.0	10:12	0.0	0.0	-
10:13	0.0	0.0	10:13	0.0	0.0	-
10:14	0.0	0.0	10:14	0.0	0.0	-
10:15	0.0	0.0	10:15	0.0	0.0	-
10:16	0.0	0.0	10:16	0.0	0.0	-
10:17	0.0	0.0	10:17	0.0	0.0	-
10:18	0.0	0.0	10:18	0.0	0.0	-
10:19	0.0	0.0	10:19	0.0	0.0	-
10:20	0.0	0.0	10:20	0.0	0.0	-
10:21	0.0	0.0	10:21	0.0	0.0	-
10:22	0.0	0.0	10:22	0.0	0.0	-
10:23	0.0	0.0	10:23	0.0	0.0	-
10:24	0.0	0.0	10:24	0.0	0.0	-
10:25	0.0	0.0	10:25	0.0	0.0	-
10:26	0.0	0.0	10:26	0.0	0.0	-
10:27	0.0	0.0	10:27	0.0	0.0	-
10:28	0.0	0.0	10:28	0.0	0.0	-
10:29	0.0	0.0	10:29	0.0	0.0	-
10:30	0.0	0.0	10:30	0.0	0.0	-
10:31	0.0	0.0	10:31	0.0	0.0	-
10:32	0.0	0.0	10:32	0.0	0.0	-
10:33	0.0	0.0	10:33	0.0	0.0	-
10:34	0.0	0.0	10:34	0.0	0.0	-
10:35	0.0	0.0	10:35	0.0	0.0	-
10:36	0.0	0.0	10:36	0.0	0.0	-
10:37	0.0	0.0	10:37	0.0	0.0	-
10:38	0.0	0.0	10:38	0.0	0.0	-
10:39	0.0	0.0	10:39	0.0	0.0	-
10:40	0.0	0.0	10:40	0.0	0.0	-
10:41	0.0	0.0	10:41	0.0	0.0	-
10:42	0.0	0.0	10:42	0.0	0.0	-

Grand Union Bowling Alley Site
BCP #360222
150 Westchester Avenue, Port Chester
January 14, 2025

PID DATA						
Upwind			Downwind			
Time	Concentration (ppm)	15-Min Avg Concentration (ppm)	Time	Concentration (ppm)	15-Min Avg Concentration (ppm)	Exceeds VOC Alarm Limit
10:43	0.0	0.0	10:43	0.0	0.0	-
10:44	0.0	0.0	10:44	0.0	0.0	-
10:45	0.0	0.0	10:45	0.0	0.0	-
10:46	0.0	0.0	10:46	0.0	0.0	-
10:47	0.0	0.0	10:47	0.0	0.0	-
10:48	0.0	0.0	10:48	0.0	0.0	-
10:49	0.0	0.0	10:49	0.0	0.0	-
10:50	0.0	0.0	10:50	0.0	0.0	-
10:51	0.0	0.0	10:51	0.0	0.0	-
10:52	0.0	0.0	10:52	0.0	0.0	-
10:53	0.0	0.0	10:53	0.0	0.0	-
10:54	0.0	0.0	10:54	0.0	0.0	-
10:55	0.0	0.0	10:55	0.0	0.0	-
10:56	0.0	0.0	10:56	0.0	0.0	-
10:57	0.0	0.0	10:57	0.0	0.0	-
10:58	0.0	0.0	10:58	0.0	0.0	-
10:59	0.0	0.0	10:59	0.0	0.0	-
11:00	0.0	0.0	11:00	0.0	0.0	-
11:01	0.0	0.0	11:01	0.0	0.0	-
11:02	0.0	0.0	11:02	0.0	0.0	-
11:03	0.0	0.0	11:03	0.0	0.0	-
11:04	0.0	0.0	11:04	0.0	0.0	-
11:05	0.0	0.0	11:05	0.0	0.0	-
11:06	0.0	0.0	11:06	0.0	0.0	-
11:07	0.0	0.0	11:07	0.0	0.0	-
11:08	0.0	0.0	11:08	0.0	0.0	-
11:09	0.0	0.0	11:09	0.0	0.0	-
11:10	0.0	0.0	11:10	0.0	0.0	-
11:11	0.0	0.0	11:11	0.0	0.0	-
11:12	0.0	0.0	11:12	0.0	0.0	-
11:13	0.0	0.0	11:13	0.0	0.0	-
11:14	0.0	0.0	11:14	0.0	0.0	-
11:15	0.0	0.0	11:15	0.0	0.0	-
11:16	0.0	0.0	11:16	0.0	0.0	-
11:17	0.0	0.0	11:17	0.0	0.0	-
11:18	0.0	0.0	11:18	0.0	0.0	-
11:19	0.0	0.0	11:19	0.0	0.0	-
11:20	0.0	0.0	11:20	0.0	0.0	-
11:21	0.0	0.0	11:21	0.0	0.0	-
11:22	0.0	0.0	11:22	0.0	0.0	-
11:23	0.0	0.0	11:23	0.0	0.0	-
11:24	0.0	0.0	11:24	0.0	0.0	-
11:25	0.0	0.0	11:25	0.0	0.0	-
11:26	0.0	0.0	11:26	0.0	0.0	-
11:27	0.0	0.0	11:27	0.0	0.0	-
11:28	0.0	0.0	11:28	0.0	0.0	-
11:29	0.0	0.0	11:29	0.0	0.0	-
11:30	0.0	0.0	11:30	0.0	0.0	-

Grand Union Bowling Alley Site
BCP #360222
150 Westchester Avenue, Port Chester
January 14, 2025

PID DATA						
Upwind			Downwind			
Time	Concentration (ppm)	15-Min Avg Concentration (ppm)	Time	Concentration (ppm)	15-Min Avg Concentration (ppm)	Exceeds VOC Alarm Limit
11:31	0.0	0.0	11:31	0.0	0.0	-
11:32	0.0	0.0	11:32	0.0	0.0	-
11:33	0.0	0.0	11:33	0.0	0.0	-
11:34	0.0	0.0	11:34	0.0	0.0	-
11:35	0.0	0.0	11:35	0.0	0.0	-
11:36	0.0	0.0	11:36	0.0	0.0	-
11:37	0.0	0.0	11:37	0.0	0.0	-
11:38	0.0	0.0	11:38	0.0	0.0	-
11:39	0.0	0.0	11:39	0.0	0.0	-
11:40	0.0	0.0	11:40	0.0	0.0	-
11:41	0.0	0.0	11:41	0.0	0.0	-
11:42	0.0	0.0	11:42	0.0	0.0	-
11:43	0.0	0.0	11:43	0.0	0.0	-
11:44	0.0	0.0	11:44	0.0	0.0	-
11:45	0.0	0.0	11:45	0.0	0.0	-
11:46	0.0	0.0	11:46	0.0	0.0	-
11:47	0.0	0.0	11:47	0.0	0.0	-
11:48	0.0	0.0	11:48	0.0	0.0	-
11:49	0.0	0.0	11:49	0.0	0.0	-
11:50	0.0	0.0	11:50	0.0	0.0	-
11:51	0.0	0.0	11:51	0.0	0.0	-
11:52	0.0	0.0	11:52	0.0	0.0	-
11:53	0.0	0.0	11:53	0.0	0.0	-
11:54	0.0	0.0	11:54	0.0	0.0	-
11:55	0.0	0.0	11:55	0.0	0.0	-
11:56	0.0	0.0	11:56	0.0	0.0	-
11:57	0.0	0.0	11:57	0.0	0.0	-
11:58	0.0	0.0	11:58	0.0	0.0	-
11:59	0.0	0.0	11:59	0.0	0.0	-
12:00	0.0	0.0	12:00	0.0	0.0	-
12:01	0.0	0.0	12:01	0.0	0.0	-
12:02	0.0	0.0	12:02	0.0	0.0	-
12:03	0.0	0.0	12:03	0.0	0.0	-
12:04	0.0	0.0	12:04	0.0	0.0	-
12:05	0.0	0.0	12:05	0.0	0.0	-
12:06	0.0	0.0	12:06	0.0	0.0	-
12:07	0.0	0.0	12:07	0.0	0.0	-
12:08	0.0	0.0	12:08	0.0	0.0	-
12:09	0.0	0.0	12:09	0.0	0.0	-
12:10	0.0	0.0	12:10	0.0	0.0	-
12:11	0.0	0.0	12:11	0.0	0.0	-
12:12	0.0	0.0	12:12	0.0	0.0	-
12:13	0.0	0.0	12:13	0.0	0.0	-
12:14	0.0	0.0	12:14	0.0	0.0	-
12:15	0.0	0.0	12:15	0.0	0.0	-
12:16	0.0	0.0	12:16	0.0	0.0	-
12:17	0.0	0.0	12:17	0.0	0.0	-
12:18	0.0	0.0	12:18	0.0	0.0	-

Grand Union Bowling Alley Site
BCP #360222
150 Westchester Avenue, Port Chester
January 14, 2025

PID DATA						
Upwind			Downwind			
Time	Concentration (ppm)	15-Min Avg Concentration (ppm)	Time	Concentration (ppm)	15-Min Avg Concentration (ppm)	Exceeds VOC Alarm Limit
12:19	0.0	0.0	12:19	0.0	0.0	-
12:20	0.0	0.0	12:20	0.0	0.0	-
12:21	0.0	0.0	12:21	0.0	0.0	-
12:22	0.0	0.0	12:22	0.0	0.0	-
12:23	0.0	0.0	12:23	0.0	0.0	-
12:24	0.0	0.0	12:24	0.0	0.0	-
12:25	0.0	0.0	12:25	0.0	0.0	-
12:26	0.0	0.0	12:26	0.0	0.0	-
12:27	0.0	0.0	12:27	0.0	0.0	-
12:28	0.0	0.0	12:28	0.0	0.0	-
12:29	0.0	0.0	12:29	0.0	0.0	-
12:30	0.0	0.0	12:30	0.0	0.0	-
12:31	0.0	0.0	12:31	0.0	0.0	-
12:32	0.0	0.0	12:32	0.0	0.0	-
12:33	0.0	0.0	12:33	0.0	0.0	-
12:34	0.0	0.0	12:34	0.0	0.0	-
12:35	0.0	0.0	12:35	0.0	0.0	-
12:36	0.0	0.0	12:36	0.0	0.0	-
12:37	0.0	0.0	12:37	0.0	0.0	-
12:38	0.0	0.0	12:38	0.0	0.0	-
12:39	0.0	0.0	12:39	0.0	0.0	-
12:40	0.0	0.0	12:40	0.0	0.0	-
12:41	0.0	0.0	12:41	0.0	0.0	-
12:42	0.0	0.0	12:42	0.0	0.0	-
12:43	0.0	0.0	12:43	0.0	0.0	-
12:44	0.0	0.0	12:44	0.0	0.0	-
12:45	0.0	0.0	12:45	0.0	0.0	-
12:46	0.0	0.0	12:46	0.0	0.0	-
12:47	0.0	0.0	12:47	0.0	0.0	-
12:48	0.0	0.0	12:48	0.0	0.0	-
12:49	0.0	0.0	12:49	0.0	0.0	-
12:50	0.0	0.0	12:50	0.0	0.0	-
12:51	0.0	0.0	12:51	0.0	0.0	-
12:52	0.0	0.0	12:52	0.0	0.0	-
12:53	0.0	0.0	12:53	0.0	0.0	-
12:54	0.0	0.0	12:54	0.0	0.0	-
12:55	0.0	0.0	12:55	0.0	0.0	-
12:56	0.0	0.0	12:56	0.0	0.0	-
12:57	0.0	0.0	12:57	0.0	0.0	-
12:58	0.0	0.0	12:58	0.0	0.0	-
12:59	0.0	0.0	12:59	0.0	0.0	-
13:00	0.0	0.0	13:00	0.0	0.0	-
13:01	0.0	0.0	13:01	0.0	0.0	-
13:02	0.0	0.0	13:02	0.0	0.0	-
13:03	0.0	0.0	13:03	0.0	0.0	-
13:04	0.0	0.0	13:04	0.0	0.0	-
13:05	0.0	0.0	13:05	0.0	0.0	-
13:06	0.0	0.0	13:06	0.0	0.0	-

Grand Union Bowling Alley Site
BCP #360222
150 Westchester Avenue, Port Chester
January 14, 2025

PID DATA						
Upwind			Downwind			
Time	Concentration (ppm)	15-Min Avg Concentration (ppm)	Time	Concentration (ppm)	15-Min Avg Concentration (ppm)	Exceeds VOC Alarm Limit
13:07	0.0	0.0	13:07	0.0	0.0	-
13:08	0.0	0.0	13:08	0.0	0.0	-
13:09	0.0	0.0	13:09	0.0	0.0	-
13:10	0.0	0.0	13:10	0.0	0.0	-
13:11	0.0	0.0	13:11	0.0	0.0	-
13:12	0.0	0.0	13:12	0.0	0.0	-
13:13	0.0	0.0	13:13	0.0	0.0	-
13:14	0.0	0.0	13:14	0.0	0.0	-
13:15	0.0	0.0	13:15	0.0	0.0	-
13:16	0.0	0.0	13:16	0.0	0.0	-
13:17	0.0	0.0	13:17	0.0	0.0	-
13:18	0.0	0.0	13:18	0.0	0.0	-
13:19	0.0	0.0	13:19	0.0	0.0	-
13:20	0.0	0.0	13:20	0.0	0.0	-
13:21	0.0	0.0	13:21	0.0	0.0	-
13:22	0.0	0.0	13:22	0.0	0.0	-
13:23	0.0	0.0	13:23	0.0	0.0	-
13:24	0.0	0.0	13:24	0.0	0.0	-
13:25	0.0	0.0	13:25	0.0	0.0	-
13:26	0.0	0.0	13:26	0.0	0.0	-
13:27	0.0	0.0	13:27	0.0	0.0	-
13:28	0.0	0.0	13:28	0.0	0.0	-
13:29	0.0	0.0	13:29	0.0	0.0	-
13:30	0.0	0.0	13:30	0.0	0.0	-
13:31	0.0	0.0	13:31	0.0	0.0	-
13:32	0.0	0.0	13:32	0.0	0.0	-
13:33	0.0	0.0	13:33	0.0	0.0	-
13:34	0.0	0.0	13:34	0.0	0.0	-
13:35	0.0	0.0	13:35	0.0	0.0	-
13:36	0.0	0.0	13:36	0.0	0.0	-
13:37	0.0	0.0	13:37	0.0	0.0	-
13:38	0.0	0.0	13:38	0.0	0.0	-
13:39	0.0	0.0	13:39	0.0	0.0	-
13:40	0.0	0.0	13:40	0.0	0.0	-
13:41	0.0	0.0	13:41	0.0	0.0	-
13:42	0.0	0.0	13:42	0.0	0.0	-
13:43	0.0	0.0	13:43	0.0	0.0	-
13:44	0.0	0.0	13:44	0.0	0.0	-
13:45	0.0	0.0	13:45	0.0	0.0	-
13:46	0.0	0.0	13:46	0.0	0.0	-
13:47	0.0	0.0	13:47	0.0	0.0	-
13:48	0.0	0.0	13:48	0.0	0.0	-
13:49	0.0	0.0	13:49	0.0	0.0	-
13:50	0.0	0.0	13:50	0.0	0.0	-
13:51	0.0	0.0	13:51	0.0	0.0	-
13:52	0.0	0.0	13:52	0.0	0.0	-
13:53	0.0	0.0	13:53	0.0	0.0	-
13:54	0.0	0.0	13:54	0.0	0.0	-

Grand Union Bowling Alley Site
BCP #360222
150 Westchester Avenue, Port Chester
January 14, 2025

PID DATA						
Upwind			Downwind			
Time	Concentration (ppm)	15-Min Avg Concentration (ppm)	Time	Concentration (ppm)	15-Min Avg Concentration (ppm)	Exceeds VOC Alarm Limit
13:55	0.0	0.0	13:55	0.0	0.0	-
13:56	0.0	0.0	13:56	0.0	0.0	-
13:57	0.0	0.0	13:57	0.0	0.0	-
13:58	0.0	0.0	13:58	0.0	0.0	-
13:59	0.0	0.0	13:59	0.0	0.0	-
14:00	0.0	0.0	14:00	0.0	0.0	-
14:01	0.0	0.0	14:01	0.0	0.0	-
14:02	0.0	0.0	14:02	0.0	0.0	-
14:03	0.0	0.0	14:03	0.0	0.0	-
14:04	0.0	0.0	14:04	0.0	0.0	-
14:05	0.0	0.0	14:05	0.0	0.0	-
14:06	0.0	0.0	14:06	0.0	0.0	-
14:07	0.0	0.0	14:07	0.0	0.0	-
14:08	0.0	0.0	14:08	0.0	0.0	-
14:09	0.0	0.0	14:09	0.0	0.0	-
14:10	0.0	0.0	14:10	0.0	0.0	-
14:11	0.0	0.0	14:11	0.0	0.0	-
14:12	0.0	0.0	14:12	0.0	0.0	-
14:13	0.0	0.0	14:13	0.0	0.0	-
14:14	0.0	0.0	14:14	0.0	0.0	-
14:15	0.0	0.0	14:15	0.0	0.0	-
14:16	0.0	0.0	14:16	0.0	0.0	-
14:17	0.0	0.0	14:17	0.0	0.0	-
14:18	0.0	0.0	14:18	0.0	0.0	-
14:19	0.0	0.0	14:19	0.0	0.0	-
14:20	0.0	0.0	14:20	0.0	0.0	-
14:21	0.0	0.0	14:21	0.0	0.0	-
14:22	0.0	0.0	14:22	0.0	0.0	-
14:23	0.0	0.0	14:23	0.0	0.0	-
14:24	0.0	0.0	14:24	0.0	0.0	-
14:25	0.0	0.0	14:25	0.0	0.0	-
14:26	0.0	0.0	14:26	0.0	0.0	-
14:27	0.0	0.0	14:27	0.0	0.0	-
14:28	0.0	0.0	14:28	0.0	0.0	-
14:29	0.0	0.0	14:29	0.0	0.0	-
14:30	0.0	0.0	14:30	0.0	0.0	-
14:31	0.0	0.0	14:31	0.0	0.0	-
14:32	0.0	0.0	14:32	0.0	0.0	-
14:33	0.0	0.0	14:33	0.0	0.0	-
14:34	0.0	0.0	14:34	0.0	0.0	-
14:35	0.0	0.0	14:35	0.0	0.0	-
14:36	0.0	0.0	14:36	0.0	0.0	-
14:37	0.0	0.0	14:37	0.0	0.0	-
14:38	0.0	0.0	14:38	0.0	0.0	-
14:39	0.0	0.0	14:39	0.0	0.0	-
14:40	0.0	0.0	14:40	0.0	0.0	-
14:41	0.0	0.0	14:41	0.0	0.0	-
14:42	0.0	0.0	14:42	0.0	0.0	-

Grand Union Bowling Alley Site
BCP #360222
150 Westchester Avenue, Port Chester
January 14, 2025

PID DATA						
Upwind			Downwind			Exceeds VOC Alarm Limit
Time	Concentration (ppm)	15-Min Avg Concentration (ppm)	Time	Concentration (ppm)	15-Min Avg Concentration (ppm)	
14:43	0.0	0.0	14:43	0.0	0.0	-
14:44	0.0	0.0	14:44	0.0	0.0	-
14:45	0.0	0.0	14:45	0.0	0.0	-
14:46	0.0	0.0	14:46	0.0	0.0	-
14:47	0.0	0.0	14:47	0.0	0.0	-
14:48	0.0	0.0	14:48	0.0	0.0	-
14:49	0.0	0.0	14:49	0.0	0.0	-
14:50	0.0	0.0	14:50	0.0	0.0	-
14:51	0.0	0.0	14:51	0.0	0.0	-
14:52	0.0	0.0	14:52	0.0	0.0	-
14:53	0.0	0.0	14:53	0.0	0.0	-
14:54	0.0	0.0	14:54	0.0	0.0	-
14:55	0.0	0.0	14:55	0.0	0.0	-
14:56	0.0	0.0	14:56	0.0	0.0	-
14:57	0.0	0.0	14:57	0.0	0.0	-

SESI CONSULTING ENGINEERS

959 US-46 Floor 3, Suite 300 - Parsippany-Troy Hills, NJ

DAILY AIR MONITORING REPORT
150 Westchester Avenue
Port Chester, New York

01/15/2025

Rev. No. 0 | Page 1 of 2

Project Number: 11895A

Dust Action Level: 150 µg/m^3

VOC Action Level: 5 ppm

Weather Data Range for Work Day		Wind Direction	, NE, ENE, E, ESE	Relative Humidity (%)	0.0 - 0.0	Daily Rain Total (in)	0.00	Readings in the summary table and graphs below are the reported downwind concentrations.
Temperature (°F)	0.0 - 0.0	Wind Speed (MPH)	0.0 - 0.0	Barometer (inHg)	0.00 - 0.00	Avg. Dew Point Temp (°F)	#DIV/0!	

Station Location	Daily Avg. Dust Concentration (µg/m^3)	Max 15-Min Dust Concentration (µg/m^3)	Time of Max Dust Reading	Daily Avg. VOC Concentration (ppm)	Max 15-Min VOC Concentration (ppm)	Time of Max VOC Reading
Upwind	9.7	13.8	13:53	0.0	0.0	9:40
Downwind	9.7	13.8	13:53	0.0	0.0	9:40

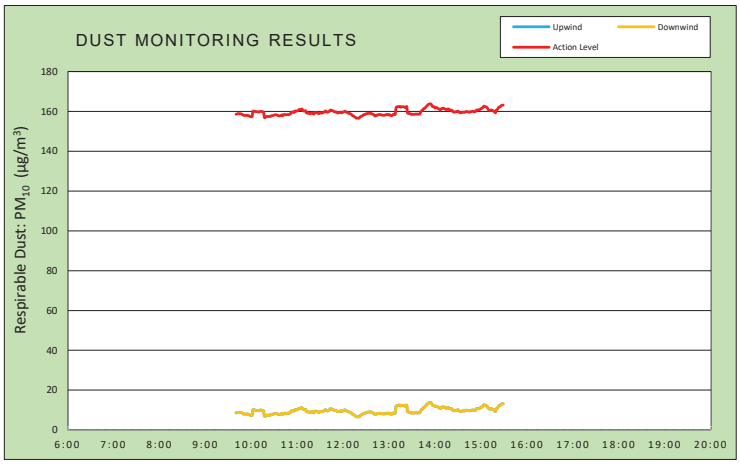

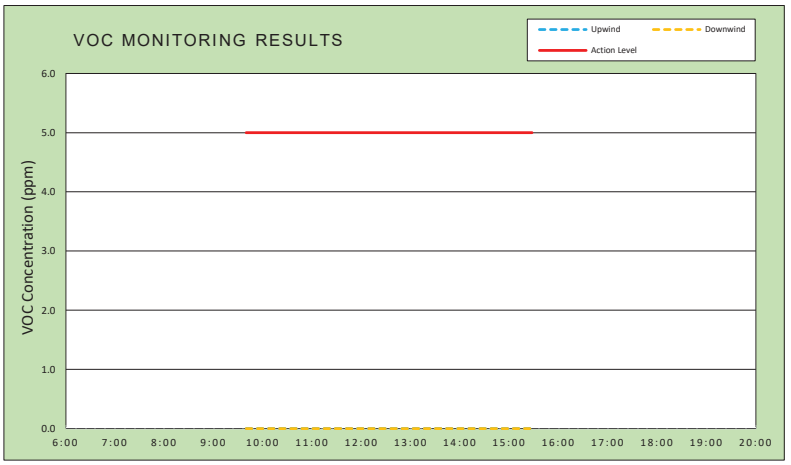

Air Monitoring Notes:

Weather Notes:

EMILCOTT
A Triumvirate Environmental Company

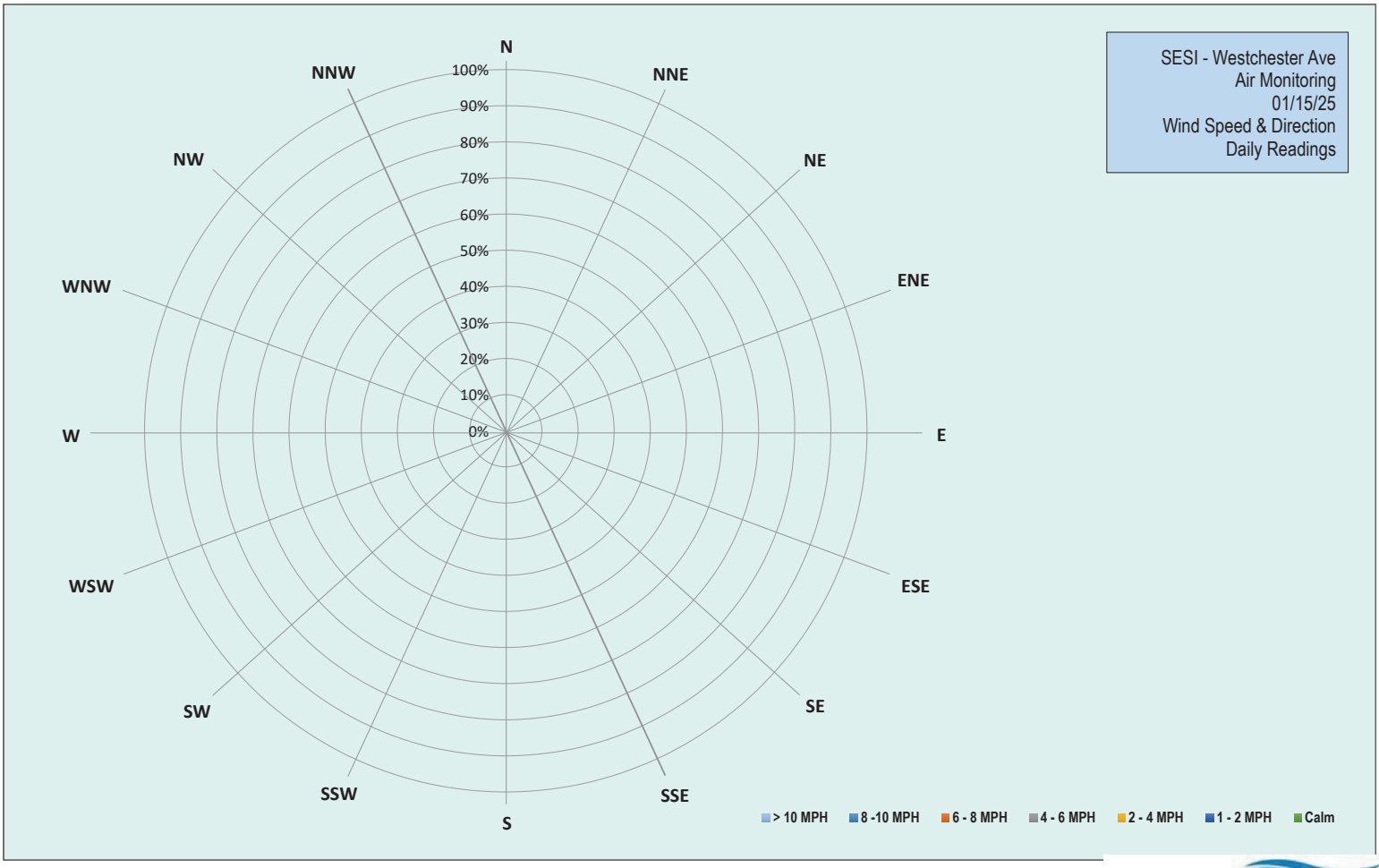

EMILCOTT
A Triumvirate Environmental Company

Grand Union Bowling Alley Site
BCP #360222
150 Westchester Avenue, Port Chester
January 15, 2025

Wednesday, January 15, 2025						
Number of Instances Where Downwind Particulates Exceeds Upwind Particulate + 150 =						0
Number of Comparable Data Points =						350
Start Time:						9:25
End Time:						15:29
PARTICULATE DATA						
Upwind			Downwind			Exceeds Particulate Alarm Limit
Time	Concentration (ug/m^3)	15-Min Avg Concentration (ug/m^3)	Time	Concentration (ug/m^3)	15-Min Avg Concentration (ug/m^3)	
9:25	7.0	-	9:25	7.0	-	-
9:26	7.8	-	9:26	7.8	-	-
9:27	7.3	-	9:27	7.3	-	-
9:28	9.8	-	9:28	9.8	-	-
9:29	9.8	-	9:29	9.8	-	-
9:30	8.8	-	9:30	8.8	-	-
9:31	7.8	-	9:31	7.8	-	-
9:32	8.3	-	9:32	8.3	-	-
9:33	10.0	-	9:33	10.0	-	-
9:34	9.8	-	9:34	9.8	-	-
9:35	12.0	-	9:35	12.0	-	-
9:36	7.3	-	9:36	7.3	-	-
9:37	7.3	-	9:37	7.3	-	-
9:38	7.8	-	9:38	7.8	-	-
9:39	7.8	-	9:39	7.8	-	-
9:40	7.8	8.6	9:40	7.8	8.6	-
9:41	8.8	8.7	9:41	8.8	8.7	-
9:42	9.8	8.8	9:42	9.8	8.8	-
9:43	10.0	8.8	9:43	10.0	8.8	-
9:44	10.5	8.9	9:44	10.5	8.9	-
9:45	7.5	8.8	9:45	7.5	8.8	-
9:46	8.0	8.8	9:46	8.0	8.8	-
9:47	6.8	8.7	9:47	6.8	8.7	-
9:48	7.0	8.5	9:48	7.0	8.5	-
9:49	6.5	8.3	9:49	6.5	8.3	-
9:50	7.0	8.0	9:50	7.0	8.0	-
9:51	8.0	8.0	9:51	8.0	8.0	-
9:52	6.8	8.0	9:52	6.8	8.0	-
9:53	7.0	7.9	9:53	7.0	7.9	-
9:54	8.5	8.0	9:54	8.5	8.0	-
9:55	8.8	8.1	9:55	8.8	8.1	-
9:56	6.3	7.9	9:56	6.3	7.9	-
9:57	7.3	7.7	9:57	7.3	7.7	-
9:58	7.3	7.5	9:58	7.3	7.5	-
9:59	7.5	7.3	9:59	7.5	7.3	-
10:00	7.5	7.3	10:00	7.5	7.3	-
10:01	8.0	7.3	10:01	8.0	7.3	-
10:02	48.3	10.1	10:02	48.3	10.1	-
10:03	6.5	10.1	10:03	6.5	10.1	-
10:04	6.0	10.0	10:04	6.0	10.0	-
10:05	6.0	10.0	10:05	6.0	10.0	-

Grand Union Bowling Alley Site
BCP #360222
150 Westchester Avenue, Port Chester
January 15, 2025

PARTICULATE DATA						
Upwind			Downwind			Exceeds Particulate Alarm Limit
Time	Concentration (ug/m^3)	15-Min Avg Concentration (ug/m^3)	Time	Concentration (ug/m^3)	15-Min Avg Concentration (ug/m^3)	
10:06	6.8	9.9	10:06	6.8	9.9	-
10:07	6.8	9.9	10:07	6.8	9.9	-
10:08	6.5	9.9	10:08	6.5	9.9	-
10:09	7.0	9.8	10:09	7.0	9.8	-
10:10	7.8	9.7	10:10	7.8	9.7	-
10:11	9.3	9.9	10:11	9.3	9.9	-
10:12	8.8	10.0	10:12	8.8	10.0	-
10:13	7.3	10.0	10:13	7.3	10.0	-
10:14	5.5	9.9	10:14	5.5	9.9	-
10:15	6.5	9.8	10:15	6.5	9.8	-
10:16	6.0	9.7	10:16	6.0	9.7	-
10:17	6.8	6.9	10:17	6.8	6.9	-
10:18	6.8	6.9	10:18	6.8	6.9	-
10:19	10.3	7.2	10:19	10.3	7.2	-
10:20	9.5	7.4	10:20	9.5	7.4	-
10:21	7.0	7.4	10:21	7.0	7.4	-
10:22	6.5	7.4	10:22	6.5	7.4	-
10:23	7.0	7.5	10:23	7.0	7.5	-
10:24	7.3	7.5	10:24	7.3	7.5	-
10:25	6.8	7.4	10:25	6.8	7.4	-
10:26	15.3	7.8	10:26	15.3	7.8	-
10:27	9.0	7.8	10:27	9.0	7.8	-
10:28	8.3	7.9	10:28	8.3	7.9	-
10:29	7.5	8.0	10:29	7.5	8.0	-
10:30	9.3	8.2	10:30	9.3	8.2	-
10:31	6.5	8.2	10:31	6.5	8.2	-
10:32	7.5	8.3	10:32	7.5	8.3	-
10:33	6.8	8.3	10:33	6.8	8.3	-
10:34	7.3	8.1	10:34	7.3	8.1	-
10:35	5.8	7.8	10:35	5.8	7.8	-
10:36	6.5	7.8	10:36	6.5	7.8	-
10:37	6.0	7.8	10:37	6.0	7.8	-
10:38	9.3	7.9	10:38	9.3	7.9	-
10:39	9.5	8.1	10:39	9.5	8.1	-
10:40	9.3	8.2	10:40	9.3	8.2	-
10:41	9.3	7.8	10:41	9.3	7.8	-
10:42	15.5	8.3	10:42	15.5	8.3	-
10:43	10.8	8.4	10:43	10.8	8.4	-
10:44	7.3	8.4	10:44	7.3	8.4	-
10:45	7.3	8.3	10:45	7.3	8.3	-
10:46	7.0	8.3	10:46	7.0	8.3	-
10:47	8.8	8.4	10:47	8.8	8.4	-
10:48	6.3	8.4	10:48	6.3	8.4	-
10:49	7.5	8.4	10:49	7.5	8.4	-
10:50	9.3	8.6	10:50	9.3	8.6	-
10:51	7.3	8.7	10:51	7.3	8.7	-
10:52	19.0	9.5	10:52	19.0	9.5	-
10:53	10.5	9.6	10:53	10.5	9.6	-

Grand Union Bowling Alley Site
BCP #360222
150 Westchester Avenue, Port Chester
January 15, 2025

PARTICULATE DATA						
Upwind			Downwind			Exceeds Particulate Alarm Limit
Time	Concentration (ug/m^3)	15-Min Avg Concentration (ug/m^3)	Time	Concentration (ug/m^3)	15-Min Avg Concentration (ug/m^3)	
10:54	11.3	9.7	10:54	11.3	9.7	-
10:55	6.3	9.5	10:55	6.3	9.5	-
10:56	8.5	9.5	10:56	8.5	9.5	-
10:57	27.0	10.3	10:57	27.0	10.3	-
10:58	7.3	10.0	10:58	7.3	10.0	-
10:59	9.3	10.2	10:59	9.3	10.2	-
11:00	7.8	10.2	11:00	7.8	10.2	-
11:01	10.0	10.4	11:01	10.0	10.4	-
11:02	15.3	10.8	11:02	15.3	10.8	-
11:03	7.8	10.9	11:03	7.8	10.9	-
11:04	8.5	11.0	11:04	8.5	11.0	-
11:05	7.3	10.9	11:05	7.3	10.9	-
11:06	13.3	11.3	11:06	13.3	11.3	-
11:07	9.8	10.6	11:07	9.8	10.6	-
11:08	5.5	10.3	11:08	5.5	10.3	-
11:09	9.3	10.2	11:09	9.3	10.2	-
11:10	8.5	10.3	11:10	8.5	10.3	-
11:11	8.5	10.3	11:11	8.5	10.3	-
11:12	10.3	9.2	11:12	10.3	9.2	-
11:13	8.3	9.3	11:13	8.3	9.3	-
11:14	6.3	9.1	11:14	6.3	9.1	-
11:15	7.5	9.1	11:15	7.5	9.1	-
11:16	8.8	9.0	11:16	8.8	9.0	-
11:17	12.3	8.8	11:17	12.3	8.8	-
11:18	12.5	9.1	11:18	12.5	9.1	-
11:19	10.0	9.2	11:19	10.0	9.2	-
11:20	6.8	9.2	11:20	6.8	9.2	-
11:21	6.8	8.7	11:21	6.8	8.7	-
11:22	9.0	8.7	11:22	9.0	8.7	-
11:23	17.3	9.5	11:23	17.3	9.5	-
11:24	8.5	9.4	11:24	8.5	9.4	-
11:25	7.8	9.4	11:25	7.8	9.4	-
11:26	7.3	9.3	11:26	7.3	9.3	-
11:27	6.5	9.0	11:27	6.5	9.0	-
11:28	6.3	8.9	11:28	6.3	8.9	-
11:29	7.5	9.0	11:29	7.5	9.0	-
11:30	10.8	9.2	11:30	10.8	9.2	-
11:31	9.8	9.3	11:31	9.8	9.3	-
11:32	10.3	9.1	11:32	10.3	9.1	-
11:33	13.8	9.2	11:33	13.8	9.2	-
11:34	14.0	9.5	11:34	14.0	9.5	-
11:35	8.8	9.6	11:35	8.8	9.6	-
11:36	12.8	10.0	11:36	12.8	10.0	-
11:37	12.3	10.2	11:37	12.3	10.2	-
11:38	9.3	9.7	11:38	9.3	9.7	-
11:39	7.8	9.6	11:39	7.8	9.6	-
11:40	7.3	9.6	11:40	7.3	9.6	-
11:41	11.0	9.9	11:41	11.0	9.9	-

Grand Union Bowling Alley Site
BCP #360222
150 Westchester Avenue, Port Chester
January 15, 2025

PARTICULATE DATA						
Upwind			Downwind			Exceeds Particulate Alarm Limit
Time	Concentration (ug/m^3)	15-Min Avg Concentration (ug/m^3)	Time	Concentration (ug/m^3)	15-Min Avg Concentration (ug/m^3)	
11:42	10.3	10.1	11:42	10.3	10.1	-
11:43	14.0	10.6	11:43	14.0	10.6	-
11:44	7.3	10.6	11:44	7.3	10.6	-
11:45	9.3	10.5	11:45	9.3	10.5	-
11:46	7.3	10.3	11:46	7.3	10.3	-
11:47	8.8	10.2	11:47	8.8	10.2	-
11:48	8.5	9.9	11:48	8.5	9.9	-
11:49	11.3	9.7	11:49	11.3	9.7	-
11:50	9.8	9.8	11:50	9.8	9.8	-
11:51	11.5	9.7	11:51	11.5	9.7	-
11:52	7.0	9.3	11:52	7.0	9.3	-
11:53	7.3	9.2	11:53	7.3	9.2	-
11:54	9.5	9.3	11:54	9.5	9.3	-
11:55	8.0	9.4	11:55	8.0	9.4	-
11:56	12.0	9.4	11:56	12.0	9.4	-
11:57	14.0	9.7	11:57	14.0	9.7	-
11:58	7.5	9.3	11:58	7.5	9.3	-
11:59	10.5	9.5	11:59	10.5	9.5	-
12:00	11.5	9.6	12:00	11.5	9.6	-
12:01	11.0	9.9	12:01	11.0	9.9	-
12:02	11.5	10.1	12:02	11.5	10.1	-
12:03	7.0	10.0	12:03	7.0	10.0	-
12:04	6.8	9.7	12:04	6.8	9.7	-
12:05	8.8	9.6	12:05	8.8	9.6	-
12:06	6.0	9.2	12:06	6.0	9.2	-
12:07	5.8	9.1	12:07	5.8	9.1	-
12:08	5.3	9.0	12:08	5.3	9.0	-
12:09	5.8	8.8	12:09	5.8	8.8	-
12:10	7.5	8.7	12:10	7.5	8.7	-
12:11	6.8	8.4	12:11	6.8	8.4	-
12:12	6.5	7.9	12:12	6.5	7.9	-
12:13	6.5	7.8	12:13	6.5	7.8	-
12:14	7.0	7.6	12:14	7.0	7.6	-
12:15	6.0	7.2	12:15	6.0	7.2	-
12:16	7.8	7.0	12:16	7.8	7.0	-
12:17	6.3	6.6	12:17	6.3	6.6	-
12:18	7.5	6.7	12:18	7.5	6.7	-
12:19	6.5	6.7	12:19	6.5	6.7	-
12:20	7.3	6.6	12:20	7.3	6.6	-
12:21	8.3	6.7	12:21	8.3	6.7	-
12:22	13.3	7.2	12:22	13.3	7.2	-
12:23	8.8	7.4	12:23	8.8	7.4	-
12:24	7.8	7.6	12:24	7.8	7.6	-
12:25	10.8	7.8	12:25	10.8	7.8	-
12:26	11.8	8.1	12:26	11.8	8.1	-
12:27	10.0	8.4	12:27	10.0	8.4	-
12:28	7.5	8.4	12:28	7.5	8.4	-
12:29	8.0	8.5	12:29	8.0	8.5	-

Grand Union Bowling Alley Site
BCP #360222
150 Westchester Avenue, Port Chester
January 15, 2025

PARTICULATE DATA						
Upwind			Downwind			Exceeds Particulate Alarm Limit
Time	Concentration (ug/m^3)	15-Min Avg Concentration (ug/m^3)	Time	Concentration (ug/m^3)	15-Min Avg Concentration (ug/m^3)	
12:30	11.0	8.8	12:30	11.0	8.8	-
12:31	7.8	8.8	12:31	7.8	8.8	-
12:32	8.3	9.0	12:32	8.3	9.0	-
12:33	7.8	9.0	12:33	7.8	9.0	-
12:34	8.0	9.1	12:34	8.0	9.1	-
12:35	7.3	9.1	12:35	7.3	9.1	-
12:36	9.3	9.1	12:36	9.3	9.1	-
12:37	7.5	8.8	12:37	7.5	8.8	-
12:38	7.3	8.7	12:38	7.3	8.7	-
12:39	6.3	8.6	12:39	6.3	8.6	-
12:40	6.0	8.2	12:40	6.0	8.2	-
12:41	5.8	7.8	12:41	5.8	7.8	-
12:42	7.3	7.7	12:42	7.3	7.7	-
12:43	12.5	8.0	12:43	12.5	8.0	-
12:44	11.3	8.2	12:44	11.3	8.2	-
12:45	9.3	8.1	12:45	9.3	8.1	-
12:46	12.8	8.4	12:46	12.8	8.4	-
12:47	6.3	8.3	12:47	6.3	8.3	-
12:48	10.0	8.4	12:48	10.0	8.4	-
12:49	6.0	8.3	12:49	6.0	8.3	-
12:50	7.0	8.3	12:50	7.0	8.3	-
12:51	5.8	8.1	12:51	5.8	8.1	-
12:52	8.3	8.1	12:52	8.3	8.1	-
12:53	6.3	8.0	12:53	6.3	8.0	-
12:54	7.5	8.1	12:54	7.5	8.1	-
12:55	6.5	8.2	12:55	6.5	8.2	-
12:56	9.5	8.4	12:56	9.5	8.4	-
12:57	8.3	8.5	12:57	8.3	8.5	-
12:58	9.3	8.3	12:58	9.3	8.3	-
12:59	11.0	8.2	12:59	11.0	8.2	-
13:00	12.8	8.5	13:00	12.8	8.5	-
13:01	6.8	8.1	13:01	6.8	8.1	-
13:02	6.0	8.1	13:02	6.0	8.1	-
13:03	7.5	7.9	13:03	7.5	7.9	-
13:04	8.3	8.0	13:04	8.3	8.0	-
13:05	12.5	8.4	13:05	12.5	8.4	-
13:06	8.0	8.6	13:06	8.0	8.6	-
13:07	6.5	8.4	13:07	6.5	8.4	-
13:08	6.3	8.4	13:08	6.3	8.4	-
13:09	59.0	11.9	13:09	59.0	11.9	-
13:10	12.0	12.2	13:10	12.0	12.2	-
13:11	11.0	12.3	13:11	11.0	12.3	-
13:12	8.8	12.4	13:12	8.8	12.4	-
13:13	10.8	12.5	13:13	10.8	12.5	-
13:14	11.0	12.5	13:14	11.0	12.5	-
13:15	6.5	12.1	13:15	6.5	12.1	-
13:16	9.3	12.2	13:16	9.3	12.2	-
13:17	7.8	12.3	13:17	7.8	12.3	-

Grand Union Bowling Alley Site
BCP #360222
150 Westchester Avenue, Port Chester
January 15, 2025

PARTICULATE DATA						
Upwind			Downwind			Exceeds Particulate Alarm Limit
Time	Concentration (ug/m^3)	15-Min Avg Concentration (ug/m^3)	Time	Concentration (ug/m^3)	15-Min Avg Concentration (ug/m^3)	
13:18	7.5	12.3	13:18	7.5	12.3	-
13:19	8.3	12.3	13:19	8.3	12.3	-
13:20	8.3	12.1	13:20	8.3	12.1	-
13:21	8.8	12.1	13:21	8.8	12.1	-
13:22	9.0	12.3	13:22	9.0	12.3	-
13:23	9.0	12.5	13:23	9.0	12.5	-
13:24	9.3	9.1	13:24	9.3	9.1	-
13:25	10.8	9.1	13:25	10.8	9.1	-
13:26	9.3	8.9	13:26	9.3	8.9	-
13:27	8.5	8.9	13:27	8.5	8.9	-
13:28	7.3	8.7	13:28	7.3	8.7	-
13:29	8.0	8.5	13:29	8.0	8.5	-
13:30	8.3	8.6	13:30	8.3	8.6	-
13:31	7.8	8.5	13:31	7.8	8.5	-
13:32	7.3	8.5	13:32	7.3	8.5	-
13:33	8.5	8.5	13:33	8.5	8.5	-
13:34	9.5	8.6	13:34	9.5	8.6	-
13:35	9.5	8.7	13:35	9.5	8.7	-
13:36	6.3	8.5	13:36	6.3	8.5	-
13:37	10.5	8.6	13:37	10.5	8.6	-
13:38	8.0	8.6	13:38	8.0	8.6	-
13:39	10.0	8.6	13:39	10.0	8.6	-
13:40	11.0	8.6	13:40	11.0	8.6	-
13:41	21.0	9.4	13:41	21.0	9.4	-
13:42	19.3	10.1	13:42	19.3	10.1	-
13:43	11.8	10.4	13:43	11.8	10.4	-
13:44	11.3	10.7	13:44	11.3	10.7	-
13:45	19.0	11.4	13:45	19.0	11.4	-
13:46	8.5	11.4	13:46	8.5	11.4	-
13:47	12.5	11.8	13:47	12.5	11.8	-
13:48	14.3	12.2	13:48	14.3	12.2	-
13:49	17.3	12.7	13:49	17.3	12.7	-
13:50	14.8	13.0	13:50	14.8	13.0	-
13:51	12.5	13.4	13:51	12.5	13.4	-
13:52	13.5	13.6	13:52	13.5	13.6	-
13:53	10.3	13.8	13:53	10.3	13.8	-
13:54	9.8	13.8	13:54	9.8	13.8	-
13:55	8.5	13.6	13:55	8.5	13.6	-
13:56	9.0	12.8	13:56	9.0	12.8	-
13:57	12.0	12.3	13:57	12.0	12.3	-
13:58	12.3	12.4	13:58	12.3	12.4	-
13:59	10.3	12.3	13:59	10.3	12.3	-
14:00	10.0	11.7	14:00	10.0	11.7	-
14:01	11.5	11.9	14:01	11.5	11.9	-
14:02	12.8	11.9	14:02	12.8	11.9	-
14:03	10.0	11.6	14:03	10.0	11.6	-
14:04	14.5	11.4	14:04	14.5	11.4	-
14:05	11.3	11.2	14:05	11.3	11.2	-

Grand Union Bowling Alley Site
BCP #360222
150 Westchester Avenue, Port Chester
January 15, 2025

PARTICULATE DATA						
Upwind			Downwind			Exceeds Particulate Alarm Limit
Time	Concentration (ug/m^3)	15-Min Avg Concentration (ug/m^3)	Time	Concentration (ug/m^3)	15-Min Avg Concentration (ug/m^3)	
14:06	9.3	11.0	14:06	9.3	11.0	-
14:07	9.5	10.7	14:07	9.5	10.7	-
14:08	19.3	11.3	14:08	19.3	11.3	-
14:09	10.8	11.4	14:09	10.8	11.4	-
14:10	12.0	11.6	14:10	12.0	11.6	-
14:11	8.5	11.6	14:11	8.5	11.6	-
14:12	8.8	11.4	14:12	8.8	11.4	-
14:13	9.3	11.2	14:13	9.3	11.2	-
14:14	7.8	11.0	14:14	7.8	11.0	-
14:15	8.0	10.9	14:15	8.0	10.9	-
14:16	16.3	11.2	14:16	16.3	11.2	-
14:17	12.3	11.2	14:17	12.3	11.2	-
14:18	10.0	11.2	14:18	10.0	11.2	-
14:19	7.8	10.7	14:19	7.8	10.7	-
14:20	10.5	10.7	14:20	10.5	10.7	-
14:21	9.0	10.6	14:21	9.0	10.6	-
14:22	8.8	10.6	14:22	8.8	10.6	-
14:23	9.8	10.0	14:23	9.8	10.0	-
14:24	8.5	9.8	14:24	8.5	9.8	-
14:25	8.8	9.6	14:25	8.8	9.6	-
14:26	10.3	9.7	14:26	10.3	9.7	-
14:27	9.8	9.8	14:27	9.8	9.8	-
14:28	11.0	9.9	14:28	11.0	9.9	-
14:29	8.3	9.9	14:29	8.3	9.9	-
14:30	11.8	10.2	14:30	11.8	10.2	-
14:31	9.8	9.7	14:31	9.8	9.7	-
14:32	8.3	9.5	14:32	8.3	9.5	-
14:33	7.3	9.3	14:33	7.3	9.3	-
14:34	8.8	9.4	14:34	8.8	9.4	-
14:35	11.8	9.4	14:35	11.8	9.4	-
14:36	11.8	9.6	14:36	11.8	9.6	-
14:37	8.8	9.6	14:37	8.8	9.6	-
14:38	8.3	9.5	14:38	8.3	9.5	-
14:39	9.3	9.6	14:39	9.3	9.6	-
14:40	13.8	9.9	14:40	13.8	9.9	-
14:41	10.3	9.9	14:41	10.3	9.9	-
14:42	9.0	9.9	14:42	9.0	9.9	-
14:43	8.5	9.7	14:43	8.5	9.7	-
14:44	9.3	9.8	14:44	9.3	9.8	-
14:45	8.8	9.6	14:45	8.8	9.6	-
14:46	13.3	9.8	14:46	13.3	9.8	-
14:47	9.0	9.8	14:47	9.0	9.8	-
14:48	9.5	10.0	14:48	9.5	10.0	-
14:49	8.8	10.0	14:49	8.8	10.0	-
14:50	12.8	10.1	14:50	12.8	10.1	-
14:51	8.3	9.8	14:51	8.3	9.8	-
14:52	8.5	9.8	14:52	8.5	9.8	-
14:53	12.0	10.1	14:53	12.0	10.1	-

Grand Union Bowling Alley Site
BCP #360222
150 Westchester Avenue, Port Chester
January 15, 2025

PARTICULATE DATA						
Upwind			Downwind			Exceeds Particulate Alarm Limit
Time	Concentration (ug/m^3)	15-Min Avg Concentration (ug/m^3)	Time	Concentration (ug/m^3)	15-Min Avg Concentration (ug/m^3)	
14:54	19.3	10.7	14:54	19.3	10.7	-
14:55	12.8	10.7	14:55	12.8	10.7	-
14:56	11.3	10.7	14:56	11.3	10.7	-
14:57	10.3	10.8	14:57	10.3	10.8	-
14:58	9.5	10.9	14:58	9.5	10.9	-
14:59	12.8	11.1	14:59	12.8	11.1	-
15:00	14.3	11.5	15:00	14.3	11.5	-
15:01	12.3	11.4	15:01	12.3	11.4	-
15:02	14.5	11.8	15:02	14.5	11.8	-
15:03	16.5	12.2	15:03	16.5	12.2	-
15:04	15.3	12.7	15:04	15.3	12.7	-
15:05	8.3	12.4	15:05	8.3	12.4	-
15:06	7.5	12.3	15:06	7.5	12.3	-
15:07	6.8	12.2	15:07	6.8	12.2	-
15:08	7.5	11.9	15:08	7.5	11.9	-
15:09	8.3	11.2	15:09	8.3	11.2	-
15:10	6.8	10.8	15:10	6.8	10.8	-
15:11	7.8	10.5	15:11	7.8	10.5	-
15:12	9.3	10.5	15:12	9.3	10.5	-
15:13	13.5	10.7	15:13	13.5	10.7	-
15:14	10.8	10.6	15:14	10.8	10.6	-
15:15	9.8	10.3	15:15	9.8	10.3	-
15:16	13.5	10.4	15:16	13.5	10.4	-
15:17	9.5	10.1	15:17	9.5	10.1	-
15:18	9.3	9.6	15:18	9.3	9.6	-
15:19	12.0	9.4	15:19	12.0	9.4	-
15:20	27.8	10.7	15:20	27.8	10.7	-
15:21	10.5	10.9	15:21	10.5	10.9	-
15:22	13.8	11.3	15:22	13.8	11.3	-
15:23	18.5	12.1	15:23	18.5	12.1	-
15:24	10.3	12.2	15:24	10.3	12.2	-
15:25	10.3	12.4	15:25	10.3	12.4	-
15:26	11.3	12.7	15:26	11.3	12.7	-
15:27	14.5	13.0	15:27	14.5	13.0	-
15:28	15.5	13.1	15:28	15.5	13.1	-
15:29	11.0	13.2	15:29	11.0	13.2	-

Grand Union Bowling Alley Site
BCP #360222
150 Westchester Avenue, Port Chester
January 15, 2025

Wednesday, January 15, 2025						
Number of Instances Where Downwind VOCs Exceeds Upwind VOCs + 5 =						0
Number of Comparable Data Points =						349
Start Time:						9:25
End Time:						15:28
PID DATA						
Upwind			Downwind			Exceeds VOC Alarm Limit
Time	Concentration (ppm)	15-Min Avg Concentration (ppm)	Time	Concentration (ppm)	15-Min Avg Concentration (ppm)	
9:25	0.0	-	9:25	0.0	-	-
9:26	0.0	-	9:26	0.0	-	-
9:27	0.0	-	9:27	0.0	-	-
9:28	0.0	-	9:28	0.0	-	-
9:29	0.0	-	9:29	0.0	-	-
9:30	0.0	-	9:30	0.0	-	-
9:31	0.0	-	9:31	0.0	-	-
9:32	0.0	-	9:32	0.0	-	-
9:33	0.0	-	9:33	0.0	-	-
9:34	0.0	-	9:34	0.0	-	-
9:35	0.0	-	9:35	0.0	-	-
9:36	0.0	-	9:36	0.0	-	-
9:37	0.0	-	9:37	0.0	-	-
9:38	0.0	-	9:38	0.0	-	-
9:39	0.0	-	9:39	0.0	-	-
9:40	0.0	0.0	9:40	0.0	0.0	-
9:41	0.0	0.0	9:41	0.0	0.0	-
9:42	0.0	0.0	9:42	0.0	0.0	-
9:43	0.0	0.0	9:43	0.0	0.0	-
9:44	0.0	0.0	9:44	0.0	0.0	-
9:45	0.0	0.0	9:45	0.0	0.0	-
9:46	0.0	0.0	9:46	0.0	0.0	-
9:47	0.0	0.0	9:47	0.0	0.0	-
9:48	0.0	0.0	9:48	0.0	0.0	-
9:49	0.0	0.0	9:49	0.0	0.0	-
9:50	0.0	0.0	9:50	0.0	0.0	-
9:51	0.0	0.0	9:51	0.0	0.0	-
9:52	0.0	0.0	9:52	0.0	0.0	-
9:53	0.0	0.0	9:53	0.0	0.0	-
9:54	0.0	0.0	9:54	0.0	0.0	-
9:55	0.0	0.0	9:55	0.0	0.0	-
9:56	0.0	0.0	9:56	0.0	0.0	-
9:57	0.0	0.0	9:57	0.0	0.0	-
9:58	0.0	0.0	9:58	0.0	0.0	-
9:59	0.0	0.0	9:59	0.0	0.0	-
10:00	0.0	0.0	10:00	0.0	0.0	-
10:01	0.0	0.0	10:01	0.0	0.0	-
10:02	0.0	0.0	10:02	0.0	0.0	-
10:03	0.0	0.0	10:03	0.0	0.0	-
10:04	0.0	0.0	10:04	0.0	0.0	-
10:05	0.0	0.0	10:05	0.0	0.0	-
10:06	0.0	0.0	10:06	0.0	0.0	-
10:07	0.0	0.0	10:07	0.0	0.0	-

Grand Union Bowling Alley Site
BCP #360222
150 Westchester Avenue, Port Chester
January 15, 2025

PID DATA						
Upwind			Downwind			
Time	Concentration (ppm)	15-Min Avg Concentration (ppm)	Time	Concentration (ppm)	15-Min Avg Concentration (ppm)	Exceeds VOC Alarm Limit
10:08	0.0	0.0	10:08	0.0	0.0	-
10:09	0.0	0.0	10:09	0.0	0.0	-
10:10	0.0	0.0	10:10	0.0	0.0	-
10:11	0.0	0.0	10:11	0.0	0.0	-
10:12	0.0	0.0	10:12	0.0	0.0	-
10:13	0.0	0.0	10:13	0.0	0.0	-
10:14	0.0	0.0	10:14	0.0	0.0	-
10:15	0.0	0.0	10:15	0.0	0.0	-
10:16	0.0	0.0	10:16	0.0	0.0	-
10:17	0.0	0.0	10:17	0.0	0.0	-
10:18	0.0	0.0	10:18	0.0	0.0	-
10:19	0.0	0.0	10:19	0.0	0.0	-
10:20	0.0	0.0	10:20	0.0	0.0	-
10:21	0.0	0.0	10:21	0.0	0.0	-
10:22	0.0	0.0	10:22	0.0	0.0	-
10:23	0.0	0.0	10:23	0.0	0.0	-
10:24	0.0	0.0	10:24	0.0	0.0	-
10:25	0.0	0.0	10:25	0.0	0.0	-
10:26	0.0	0.0	10:26	0.0	0.0	-
10:27	0.0	0.0	10:27	0.0	0.0	-
10:28	0.0	0.0	10:28	0.0	0.0	-
10:29	0.0	0.0	10:29	0.0	0.0	-
10:30	0.0	0.0	10:30	0.0	0.0	-
10:31	0.0	0.0	10:31	0.0	0.0	-
10:32	0.0	0.0	10:32	0.0	0.0	-
10:33	0.0	0.0	10:33	0.0	0.0	-
10:34	0.0	0.0	10:34	0.0	0.0	-
10:35	0.0	0.0	10:35	0.0	0.0	-
10:36	0.0	0.0	10:36	0.0	0.0	-
10:37	0.0	0.0	10:37	0.0	0.0	-
10:38	0.0	0.0	10:38	0.0	0.0	-
10:39	0.0	0.0	10:39	0.0	0.0	-
10:40	0.0	0.0	10:40	0.0	0.0	-
10:41	0.0	0.0	10:41	0.0	0.0	-
10:42	0.0	0.0	10:42	0.0	0.0	-
10:43	0.0	0.0	10:43	0.0	0.0	-
10:44	0.0	0.0	10:44	0.0	0.0	-
10:45	0.0	0.0	10:45	0.0	0.0	-
10:46	0.0	0.0	10:46	0.0	0.0	-
10:47	0.0	0.0	10:47	0.0	0.0	-
10:48	0.0	0.0	10:48	0.0	0.0	-
10:49	0.0	0.0	10:49	0.0	0.0	-
10:50	0.0	0.0	10:50	0.0	0.0	-
10:51	0.0	0.0	10:51	0.0	0.0	-
10:52	0.0	0.0	10:52	0.0	0.0	-
10:53	0.0	0.0	10:53	0.0	0.0	-
10:54	0.0	0.0	10:54	0.0	0.0	-
10:55	0.0	0.0	10:55	0.0	0.0	-
10:56	0.0	0.0	10:56	0.0	0.0	-

Grand Union Bowling Alley Site
BCP #360222
150 Westchester Avenue, Port Chester
January 15, 2025

PID DATA						
Upwind			Downwind			
Time	Concentration (ppm)	15-Min Avg Concentration (ppm)	Time	Concentration (ppm)	15-Min Avg Concentration (ppm)	Exceeds VOC Alarm Limit
10:57	0.0	0.0	10:57	0.0	0.0	-
10:58	0.0	0.0	10:58	0.0	0.0	-
10:59	0.0	0.0	10:59	0.0	0.0	-
11:00	0.0	0.0	11:00	0.0	0.0	-
11:01	0.0	0.0	11:01	0.0	0.0	-
11:02	0.0	0.0	11:02	0.0	0.0	-
11:03	0.0	0.0	11:03	0.0	0.0	-
11:04	0.0	0.0	11:04	0.0	0.0	-
11:05	0.0	0.0	11:05	0.0	0.0	-
11:06	0.0	0.0	11:06	0.0	0.0	-
11:07	0.0	0.0	11:07	0.0	0.0	-
11:08	0.0	0.0	11:08	0.0	0.0	-
11:09	0.0	0.0	11:09	0.0	0.0	-
11:10	0.0	0.0	11:10	0.0	0.0	-
11:11	0.0	0.0	11:11	0.0	0.0	-
11:12	0.0	0.0	11:12	0.0	0.0	-
11:13	0.0	0.0	11:13	0.0	0.0	-
11:14	0.0	0.0	11:14	0.0	0.0	-
11:15	0.0	0.0	11:15	0.0	0.0	-
11:16	0.0	0.0	11:16	0.0	0.0	-
11:17	0.0	0.0	11:17	0.0	0.0	-
11:18	0.0	0.0	11:18	0.0	0.0	-
11:19	0.0	0.0	11:19	0.0	0.0	-
11:20	0.0	0.0	11:20	0.0	0.0	-
11:21	0.0	0.0	11:21	0.0	0.0	-
11:22	0.0	0.0	11:22	0.0	0.0	-
11:23	0.0	0.0	11:23	0.0	0.0	-
11:24	0.0	0.0	11:24	0.0	0.0	-
11:25	0.0	0.0	11:25	0.0	0.0	-
11:26	0.0	0.0	11:26	0.0	0.0	-
11:27	0.0	0.0	11:27	0.0	0.0	-
11:28	0.0	0.0	11:28	0.0	0.0	-
11:29	0.0	0.0	11:29	0.0	0.0	-
11:30	0.0	0.0	11:30	0.0	0.0	-
11:31	0.0	0.0	11:31	0.0	0.0	-
11:32	0.0	0.0	11:32	0.0	0.0	-
11:33	0.0	0.0	11:33	0.0	0.0	-
11:34	0.0	0.0	11:34	0.0	0.0	-
11:35	0.0	0.0	11:35	0.0	0.0	-
11:36	0.0	0.0	11:36	0.0	0.0	-
11:37	0.0	0.0	11:37	0.0	0.0	-
11:38	0.0	0.0	11:38	0.0	0.0	-
11:39	0.0	0.0	11:39	0.0	0.0	-
11:40	0.0	0.0	11:40	0.0	0.0	-
11:41	0.0	0.0	11:41	0.0	0.0	-
11:42	0.0	0.0	11:42	0.0	0.0	-
11:43	0.0	0.0	11:43	0.0	0.0	-
11:44	0.0	0.0	11:44	0.0	0.0	-
11:45	0.0	0.0	11:45	0.0	0.0	-

Grand Union Bowling Alley Site
BCP #360222
150 Westchester Avenue, Port Chester
January 15, 2025

PID DATA						
Upwind			Downwind			
Time	Concentration (ppm)	15-Min Avg Concentration (ppm)	Time	Concentration (ppm)	15-Min Avg Concentration (ppm)	Exceeds VOC Alarm Limit
11:46	0.0	0.0	11:46	0.0	0.0	-
11:47	0.0	0.0	11:47	0.0	0.0	-
11:48	0.0	0.0	11:48	0.0	0.0	-
11:49	0.0	0.0	11:49	0.0	0.0	-
11:50	0.0	0.0	11:50	0.0	0.0	-
11:51	0.0	0.0	11:51	0.0	0.0	-
11:52	0.0	0.0	11:52	0.0	0.0	-
11:53	0.0	0.0	11:53	0.0	0.0	-
11:54	0.0	0.0	11:54	0.0	0.0	-
11:55	0.0	0.0	11:55	0.0	0.0	-
11:56	0.0	0.0	11:56	0.0	0.0	-
11:57	0.0	0.0	11:57	0.0	0.0	-
11:58	0.0	0.0	11:58	0.0	0.0	-
11:59	0.0	0.0	11:59	0.0	0.0	-
12:00	0.0	0.0	12:00	0.0	0.0	-
12:01	0.0	0.0	12:01	0.0	0.0	-
12:02	0.0	0.0	12:02	0.0	0.0	-
12:03	0.0	0.0	12:03	0.0	0.0	-
12:04	0.0	0.0	12:04	0.0	0.0	-
12:05	0.0	0.0	12:05	0.0	0.0	-
12:06	0.0	0.0	12:06	0.0	0.0	-
12:07	0.0	0.0	12:07	0.0	0.0	-
12:08	0.0	0.0	12:08	0.0	0.0	-
12:09	0.0	0.0	12:09	0.0	0.0	-
12:10	0.0	0.0	12:10	0.0	0.0	-
12:11	0.0	0.0	12:11	0.0	0.0	-
12:12	0.0	0.0	12:12	0.0	0.0	-
12:13	0.0	0.0	12:13	0.0	0.0	-
12:14	0.0	0.0	12:14	0.0	0.0	-
12:15	0.0	0.0	12:15	0.0	0.0	-
12:16	0.0	0.0	12:16	0.0	0.0	-
12:17	0.0	0.0	12:17	0.0	0.0	-
12:18	0.0	0.0	12:18	0.0	0.0	-
12:19	0.0	0.0	12:19	0.0	0.0	-
12:20	0.0	0.0	12:20	0.0	0.0	-
12:21	0.0	0.0	12:21	0.0	0.0	-
12:22	0.0	0.0	12:22	0.0	0.0	-
12:23	0.0	0.0	12:23	0.0	0.0	-
12:24	0.0	0.0	12:24	0.0	0.0	-
12:25	0.0	0.0	12:25	0.0	0.0	-
12:26	0.0	0.0	12:26	0.0	0.0	-
12:27	0.0	0.0	12:27	0.0	0.0	-
12:28	0.0	0.0	12:28	0.0	0.0	-
12:29	0.0	0.0	12:29	0.0	0.0	-
12:30	0.0	0.0	12:30	0.0	0.0	-
12:31	0.0	0.0	12:31	0.0	0.0	-
12:32	0.0	0.0	12:32	0.0	0.0	-
12:33	0.0	0.0	12:33	0.0	0.0	-
12:34	0.0	0.0	12:34	0.0	0.0	-

Grand Union Bowling Alley Site
BCP #360222
150 Westchester Avenue, Port Chester
January 15, 2025

PID DATA						
Upwind			Downwind			
Time	Concentration (ppm)	15-Min Avg Concentration (ppm)	Time	Concentration (ppm)	15-Min Avg Concentration (ppm)	Exceeds VOC Alarm Limit
12:35	0.0	0.0	12:35	0.0	0.0	-
12:36	0.0	0.0	12:36	0.0	0.0	-
12:37	0.0	0.0	12:37	0.0	0.0	-
12:38	0.0	0.0	12:38	0.0	0.0	-
12:39	0.0	0.0	12:39	0.0	0.0	-
12:40	0.0	0.0	12:40	0.0	0.0	-
12:41	0.0	0.0	12:41	0.0	0.0	-
12:42	0.0	0.0	12:42	0.0	0.0	-
12:43	0.0	0.0	12:43	0.0	0.0	-
12:44	0.0	0.0	12:44	0.0	0.0	-
12:45	0.0	0.0	12:45	0.0	0.0	-
12:46	0.0	0.0	12:46	0.0	0.0	-
12:47	0.0	0.0	12:47	0.0	0.0	-
12:48	0.0	0.0	12:48	0.0	0.0	-
12:49	0.0	0.0	12:49	0.0	0.0	-
12:50	0.0	0.0	12:50	0.0	0.0	-
12:51	0.0	0.0	12:51	0.0	0.0	-
12:52	0.0	0.0	12:52	0.0	0.0	-
12:53	0.0	0.0	12:53	0.0	0.0	-
12:54	0.0	0.0	12:54	0.0	0.0	-
12:55	0.0	0.0	12:55	0.0	0.0	-
12:56	0.0	0.0	12:56	0.0	0.0	-
12:57	0.0	0.0	12:57	0.0	0.0	-
12:58	0.0	0.0	12:58	0.0	0.0	-
12:59	0.0	0.0	12:59	0.0	0.0	-
13:00	0.0	0.0	13:00	0.0	0.0	-
13:01	0.0	0.0	13:01	0.0	0.0	-
13:02	0.0	0.0	13:02	0.0	0.0	-
13:03	0.0	0.0	13:03	0.0	0.0	-
13:04	0.0	0.0	13:04	0.0	0.0	-
13:05	0.0	0.0	13:05	0.0	0.0	-
13:06	0.0	0.0	13:06	0.0	0.0	-
13:07	0.0	0.0	13:07	0.0	0.0	-
13:08	0.0	0.0	13:08	0.0	0.0	-
13:09	0.0	0.0	13:09	0.0	0.0	-
13:10	0.0	0.0	13:10	0.0	0.0	-
13:11	0.0	0.0	13:11	0.0	0.0	-
13:12	0.0	0.0	13:12	0.0	0.0	-
13:13	0.0	0.0	13:13	0.0	0.0	-
13:14	0.0	0.0	13:14	0.0	0.0	-
13:15	0.0	0.0	13:15	0.0	0.0	-
13:16	0.0	0.0	13:16	0.0	0.0	-
13:17	0.0	0.0	13:17	0.0	0.0	-
13:18	0.0	0.0	13:18	0.0	0.0	-
13:19	0.0	0.0	13:19	0.0	0.0	-
13:20	0.0	0.0	13:20	0.0	0.0	-
13:21	0.0	0.0	13:21	0.0	0.0	-
13:22	0.0	0.0	13:22	0.0	0.0	-
13:23	0.0	0.0	13:23	0.0	0.0	-

Grand Union Bowling Alley Site
BCP #360222
150 Westchester Avenue, Port Chester
January 15, 2025

PID DATA						
Upwind			Downwind			
Time	Concentration (ppm)	15-Min Avg Concentration (ppm)	Time	Concentration (ppm)	15-Min Avg Concentration (ppm)	Exceeds VOC Alarm Limit
13:24	0.0	0.0	13:24	0.0	0.0	-
13:25	0.0	0.0	13:25	0.0	0.0	-
13:26	0.0	0.0	13:26	0.0	0.0	-
13:27	0.0	0.0	13:27	0.0	0.0	-
13:28	0.0	0.0	13:28	0.0	0.0	-
13:29	0.0	0.0	13:29	0.0	0.0	-
13:30	0.0	0.0	13:30	0.0	0.0	-
13:31	0.0	0.0	13:31	0.0	0.0	-
13:32	0.0	0.0	13:32	0.0	0.0	-
13:33	0.0	0.0	13:33	0.0	0.0	-
13:34	0.0	0.0	13:34	0.0	0.0	-
13:35	0.0	0.0	13:35	0.0	0.0	-
13:36	0.0	0.0	13:36	0.0	0.0	-
13:37	0.0	0.0	13:37	0.0	0.0	-
13:38	0.0	0.0	13:38	0.0	0.0	-
13:39	0.0	0.0	13:39	0.0	0.0	-
13:40	0.0	0.0	13:40	0.0	0.0	-
13:41	0.0	0.0	13:41	0.0	0.0	-
13:42	0.0	0.0	13:42	0.0	0.0	-
13:43	0.0	0.0	13:43	0.0	0.0	-
13:44	0.0	0.0	13:44	0.0	0.0	-
13:45	0.0	0.0	13:45	0.0	0.0	-
13:46	0.0	0.0	13:46	0.0	0.0	-
13:47	0.0	0.0	13:47	0.0	0.0	-
13:48	0.0	0.0	13:48	0.0	0.0	-
13:49	0.0	0.0	13:49	0.0	0.0	-
13:50	0.0	0.0	13:50	0.0	0.0	-
13:51	0.0	0.0	13:51	0.0	0.0	-
13:52	0.0	0.0	13:52	0.0	0.0	-
13:53	0.0	0.0	13:53	0.0	0.0	-
13:54	0.0	0.0	13:54	0.0	0.0	-
13:55	0.0	0.0	13:55	0.0	0.0	-
13:56	0.0	0.0	13:56	0.0	0.0	-
13:57	0.0	0.0	13:57	0.0	0.0	-
13:58	0.0	0.0	13:58	0.0	0.0	-
13:59	0.0	0.0	13:59	0.0	0.0	-
14:00	0.0	0.0	14:00	0.0	0.0	-
14:01	0.0	0.0	14:01	0.0	0.0	-
14:02	0.0	0.0	14:02	0.0	0.0	-
14:03	0.0	0.0	14:03	0.0	0.0	-
14:04	0.0	0.0	14:04	0.0	0.0	-
14:05	0.0	0.0	14:05	0.0	0.0	-
14:06	0.0	0.0	14:06	0.0	0.0	-
14:07	0.0	0.0	14:07	0.0	0.0	-
14:08	0.0	0.0	14:08	0.0	0.0	-
14:09	0.0	0.0	14:09	0.0	0.0	-
14:10	0.0	0.0	14:10	0.0	0.0	-
14:11	0.0	0.0	14:11	0.0	0.0	-
14:12	0.0	0.0	14:12	0.0	0.0	-

Grand Union Bowling Alley Site
BCP #360222
150 Westchester Avenue, Port Chester
January 15, 2025

PID DATA						
Upwind			Downwind			
Time	Concentration (ppm)	15-Min Avg Concentration (ppm)	Time	Concentration (ppm)	15-Min Avg Concentration (ppm)	Exceeds VOC Alarm Limit
14:13	0.0	0.0	14:13	0.0	0.0	-
14:14	0.0	0.0	14:14	0.0	0.0	-
14:15	0.0	0.0	14:15	0.0	0.0	-
14:16	0.0	0.0	14:16	0.0	0.0	-
14:17	0.0	0.0	14:17	0.0	0.0	-
14:18	0.0	0.0	14:18	0.0	0.0	-
14:19	0.0	0.0	14:19	0.0	0.0	-
14:20	0.0	0.0	14:20	0.0	0.0	-
14:21	0.0	0.0	14:21	0.0	0.0	-
14:22	0.0	0.0	14:22	0.0	0.0	-
14:23	0.0	0.0	14:23	0.0	0.0	-
14:24	0.0	0.0	14:24	0.0	0.0	-
14:25	0.0	0.0	14:25	0.0	0.0	-
14:26	0.0	0.0	14:26	0.0	0.0	-
14:27	0.0	0.0	14:27	0.0	0.0	-
14:28	0.0	0.0	14:28	0.0	0.0	-
14:29	0.0	0.0	14:29	0.0	0.0	-
14:30	0.0	0.0	14:30	0.0	0.0	-
14:31	0.0	0.0	14:31	0.0	0.0	-
14:32	0.0	0.0	14:32	0.0	0.0	-
14:33	0.0	0.0	14:33	0.0	0.0	-
14:34	0.0	0.0	14:34	0.0	0.0	-
14:35	0.0	0.0	14:35	0.0	0.0	-
14:36	0.0	0.0	14:36	0.0	0.0	-
14:37	0.0	0.0	14:37	0.0	0.0	-
14:38	0.0	0.0	14:38	0.0	0.0	-
14:39	0.0	0.0	14:39	0.0	0.0	-
14:40	0.0	0.0	14:40	0.0	0.0	-
14:41	0.0	0.0	14:41	0.0	0.0	-
14:42	0.0	0.0	14:42	0.0	0.0	-
14:43	0.0	0.0	14:43	0.0	0.0	-
14:44	0.0	0.0	14:44	0.0	0.0	-
14:45	0.0	0.0	14:45	0.0	0.0	-
14:46	0.0	0.0	14:46	0.0	0.0	-
14:47	0.0	0.0	14:47	0.0	0.0	-
14:48	0.0	0.0	14:48	0.0	0.0	-
14:49	0.0	0.0	14:49	0.0	0.0	-
14:50	0.0	0.0	14:50	0.0	0.0	-
14:51	0.0	0.0	14:51	0.0	0.0	-
14:52	0.0	0.0	14:52	0.0	0.0	-
14:53	0.0	0.0	14:53	0.0	0.0	-
14:54	0.0	0.0	14:54	0.0	0.0	-
14:55	0.0	0.0	14:55	0.0	0.0	-
14:56	0.0	0.0	14:56	0.0	0.0	-
14:57	0.0	0.0	14:57	0.0	0.0	-
14:58	0.0	0.0	14:58	0.0	0.0	-
14:59	0.0	0.0	14:59	0.0	0.0	-
15:00	0.0	0.0	15:00	0.0	0.0	-
15:01	0.0	0.0	15:01	0.0	0.0	-

Grand Union Bowling Alley Site
BCP #360222
150 Westchester Avenue, Port Chester
January 15, 2025

PID DATA						
Upwind			Downwind			Exceeds VOC Alarm Limit
Time	Concentration (ppm)	15-Min Avg Concentration (ppm)	Time	Concentration (ppm)	15-Min Avg Concentration (ppm)	
15:02	0.0	0.0	15:02	0.0	0.0	-
15:03	0.0	0.0	15:03	0.0	0.0	-
15:04	0.0	0.0	15:04	0.0	0.0	-
15:05	0.0	0.0	15:05	0.0	0.0	-
15:06	0.0	0.0	15:06	0.0	0.0	-
15:07	0.0	0.0	15:07	0.0	0.0	-
15:08	0.0	0.0	15:08	0.0	0.0	-
15:09	0.0	0.0	15:09	0.0	0.0	-
15:10	0.0	0.0	15:10	0.0	0.0	-
15:11	0.0	0.0	15:11	0.0	0.0	-
15:12	0.0	0.0	15:12	0.0	0.0	-
15:13	0.0	0.0	15:13	0.0	0.0	-
15:14	0.0	0.0	15:14	0.0	0.0	-
15:15	0.0	0.0	15:15	0.0	0.0	-
15:16	0.0	0.0	15:16	0.0	0.0	-
15:17	0.0	0.0	15:17	0.0	0.0	-
15:18	0.0	0.0	15:18	0.0	0.0	-
15:19	0.0	0.0	15:19	0.0	0.0	-
15:20	0.0	0.0	15:20	0.0	0.0	-
15:21	0.0	0.0	15:21	0.0	0.0	-
15:22	0.0	0.0	15:22	0.0	0.0	-
15:23	0.0	0.0	15:23	0.0	0.0	-
15:24	0.0	0.0	15:24	0.0	0.0	-
15:25	0.0	0.0	15:25	0.0	0.0	-
15:26	0.0	0.0	15:26	0.0	0.0	-
15:27	0.0	0.0	15:27	0.0	0.0	-
15:28	0.0	0.0	15:28	0.0	0.0	-

SESI CONSULTING ENGINEERS

959 US-46 Floor 3, Suite 300 - Parsippany-Troy Hills, NJ

DAILY AIR MONITORING REPORT
150 Westchester Avenue
Port Chester, New York

01/16/2025

Rev. No. 0 | Page 1 of 2

Project Number: 11895A

Dust Action Level: 150 µg/m^3

VOC Action Level: 5 ppm

Weather Data Range for Work Day		Wind Direction	, NE, ENE, E, ESE	Relative Humidity (%)	0.0 - 0.0	Daily Rain Total (in)	0.00	Readings in the summary table and graphs below are the reported downwind concentrations.
Temperature (°F)	0.0 - 0.0	Wind Speed (MPH)	0.0 - 0.0	Barometer (inHg)	0.00 - 0.00	Avg. Dew Point Temp (°F)	#DIV/0!	

Station Location	Daily Avg. Dust Concentration (µg/m^3)	Max 15-Min Dust Concentration (µg/m^3)	Time of Max Dust Reading	Daily Avg. VOC Concentration (ppm)	Max 15-Min VOC Concentration (ppm)	Time of Max VOC Reading
Upwind	30.6	43.0	15:05	0.0	0.0	9:15
Downwind	30.6	43.0	15:05	0.0	0.0	9:15

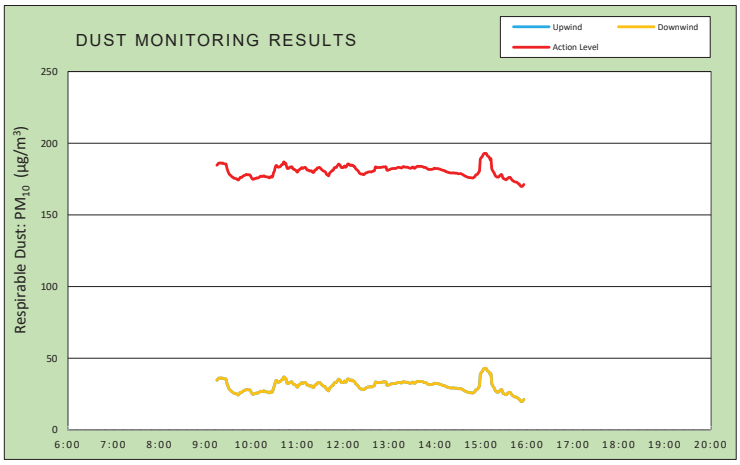

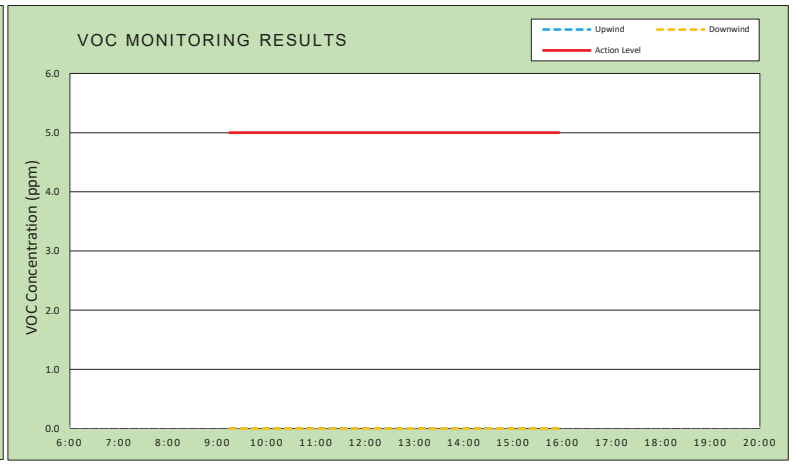

Air Monitoring Notes:

Weather Notes:

EMILCOTT
A Triumvirate Environmental Company

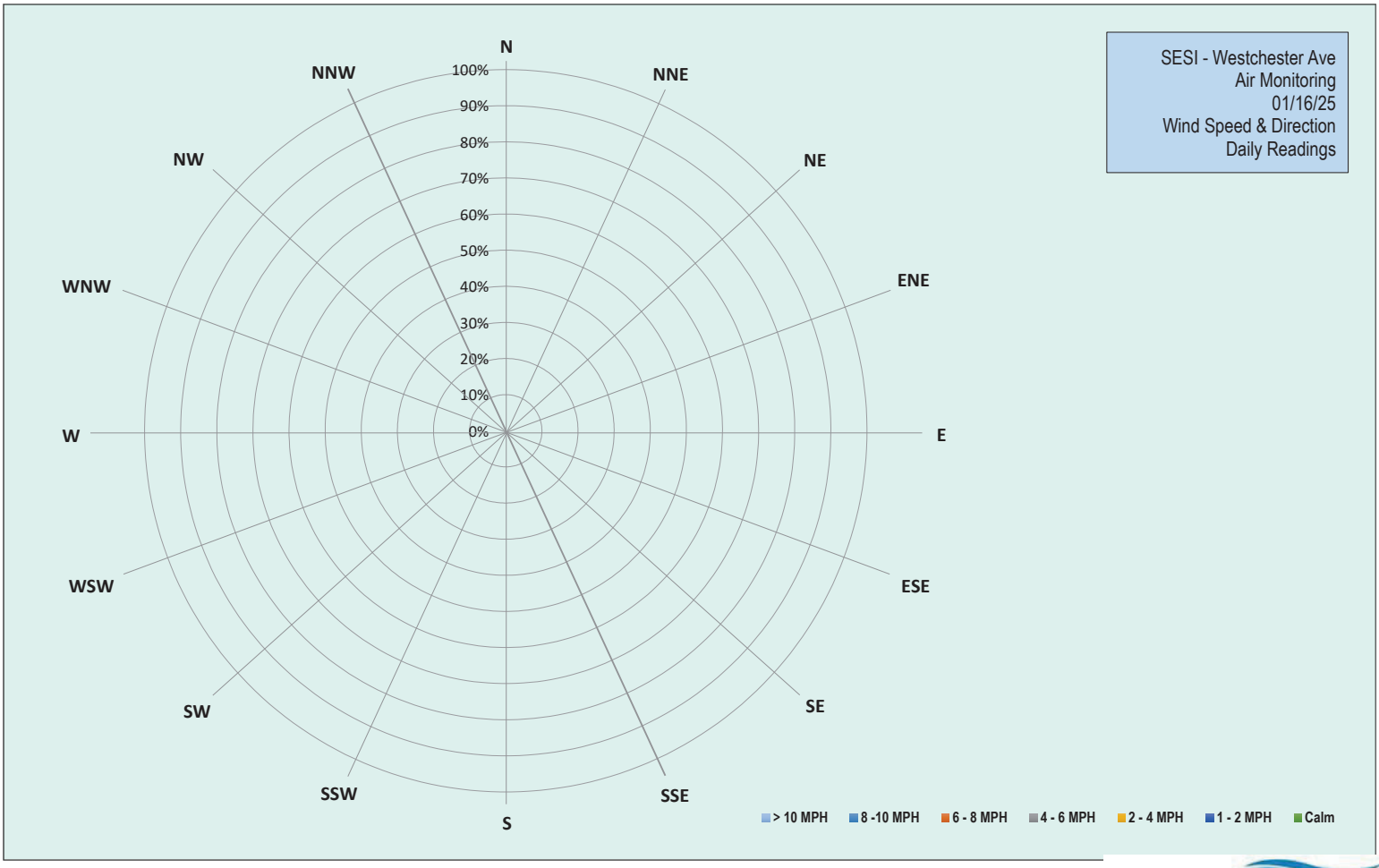

EMILCOTT
A Triumvirate Environmental Company

Grand Union Bowling Alley Site
BCP #360222
150 Westchester Avenue, Port Chester
January 16, 2025

Thursday, January 16, 2025						
Number of Instances Where Downwind Particulates Exceeds Upwind Particulate + 150 =						0
Number of Comparable Data Points =						402
Start Time:						9:00
End Time:						15:56
PARTICULATE DATA						
Upwind			Downwind			Exceeds Particulate Alarm Limit
Time	Concentration (ug/m^3)	15-Min Avg Concentration (ug/m^3)	Time	Concentration (ug/m^3)	15-Min Avg Concentration (ug/m^3)	
9:00	51.0	-	9:00	51.0	-	-
9:01	35.3	-	9:01	35.3	-	-
9:02	31.3	-	9:02	31.3	-	-
9:03	29.5	-	9:03	29.5	-	-
9:04	30.3	-	9:04	30.3	-	-
9:05	29.0	-	9:05	29.0	-	-
9:06	31.3	-	9:06	31.3	-	-
9:07	28.0	-	9:07	28.0	-	-
9:08	28.8	-	9:08	28.8	-	-
9:09	28.0	-	9:09	28.0	-	-
9:10	28.3	-	9:10	28.3	-	-
9:11	27.3	-	9:11	27.3	-	-
9:12	29.8	-	9:12	29.8	-	-
9:13	66.3	-	9:13	66.3	-	-
9:14	51.5	-	9:14	51.5	-	-
9:15	46.0	34.7	9:15	46.0	34.7	-
9:16	43.0	35.2	9:16	43.0	35.2	-
9:17	43.0	36.0	9:17	43.0	36.0	-
9:18	31.8	36.1	9:18	31.8	36.1	-
9:19	31.8	36.2	9:19	31.8	36.2	-
9:20	29.3	36.3	9:20	29.3	36.3	-
9:21	26.8	36.0	9:21	26.8	36.0	-
9:22	32.0	36.2	9:22	32.0	36.2	-
9:23	25.0	36.0	9:23	25.0	36.0	-
9:24	25.8	35.8	9:24	25.8	35.8	-
9:25	25.0	35.6	9:25	25.0	35.6	-
9:26	27.0	35.6	9:26	27.0	35.6	-
9:27	27.5	35.4	9:27	27.5	35.4	-
9:28	28.8	32.9	9:28	28.8	32.9	-
9:29	24.3	31.1	9:29	24.3	31.1	-
9:30	26.0	29.8	9:30	26.0	29.8	-
9:31	25.0	28.6	9:31	25.0	28.6	-
9:32	34.3	28.0	9:32	34.3	28.0	-
9:33	24.8	27.5	9:33	24.8	27.5	-
9:34	23.3	27.0	9:34	23.3	27.0	-
9:35	22.0	26.5	9:35	22.0	26.5	-
9:36	23.5	26.3	9:36	23.5	26.3	-
9:37	23.0	25.7	9:37	23.0	25.7	-
9:38	23.5	25.6	9:38	23.5	25.6	-
9:39	23.3	25.4	9:39	23.3	25.4	-
9:40	24.0	25.3	9:40	24.0	25.3	-

Grand Union Bowling Alley Site
BCP #360222
150 Westchester Avenue, Port Chester
January 16, 2025

PARTICULATE DATA						
Upwind			Downwind			Exceeds Particulate Alarm Limit
Time	Concentration (ug/m^3)	15-Min Avg Concentration (ug/m^3)	Time	Concentration (ug/m^3)	15-Min Avg Concentration (ug/m^3)	
9:41	22.5	25.0	9:41	22.5	25.0	-
9:42	21.3	24.6	9:42	21.3	24.6	-
9:43	25.0	24.4	9:43	25.0	24.4	-
9:44	32.3	24.9	9:44	32.3	24.9	-
9:45	39.8	25.8	9:45	39.8	25.8	-
9:46	32.5	26.3	9:46	32.5	26.3	-
9:47	31.3	26.1	9:47	31.3	26.1	-
9:48	29.5	26.4	9:48	29.5	26.4	-
9:49	31.5	27.0	9:49	31.5	27.0	-
9:50	28.0	27.4	9:50	28.0	27.4	-
9:51	25.0	27.5	9:51	25.0	27.5	-
9:52	26.8	27.7	9:52	26.8	27.7	-
9:53	30.3	28.2	9:53	30.3	28.2	-
9:54	23.5	28.2	9:54	23.5	28.2	-
9:55	21.3	28.0	9:55	21.3	28.0	-
9:56	23.3	28.1	9:56	23.3	28.1	-
9:57	19.3	27.9	9:57	19.3	27.9	-
9:58	25.0	27.9	9:58	25.0	27.9	-
9:59	22.0	27.3	9:59	22.0	27.3	-
10:00	23.0	26.1	10:00	23.0	26.1	-
10:01	20.5	25.3	10:01	20.5	25.3	-
10:02	24.3	24.9	10:02	24.3	24.9	-
10:03	30.0	24.9	10:03	30.0	24.9	-
10:04	37.5	25.3	10:04	37.5	25.3	-
10:05	28.8	25.4	10:05	28.8	25.4	-
10:06	28.3	25.6	10:06	28.3	25.6	-
10:07	31.3	25.9	10:07	31.3	25.9	-
10:08	27.8	25.7	10:08	27.8	25.7	-
10:09	25.0	25.8	10:09	25.0	25.8	-
10:10	26.8	26.2	10:10	26.8	26.2	-
10:11	29.3	26.6	10:11	29.3	26.6	-
10:12	26.5	27.1	10:12	26.5	27.1	-
10:13	23.0	26.9	10:13	23.0	26.9	-
10:14	21.5	26.9	10:14	21.5	26.9	-
10:15	21.8	26.8	10:15	21.8	26.8	-
10:16	27.3	27.3	10:16	27.3	27.3	-
10:17	22.8	27.2	10:17	22.8	27.2	-
10:18	22.8	26.7	10:18	22.8	26.7	-
10:19	35.8	26.6	10:19	35.8	26.6	-
10:20	29.5	26.6	10:20	29.5	26.6	-
10:21	27.3	26.5	10:21	27.3	26.5	-
10:22	27.5	26.3	10:22	27.5	26.3	-
10:23	21.8	25.9	10:23	21.8	25.9	-
10:24	27.0	26.0	10:24	27.0	26.0	-
10:25	36.8	26.7	10:25	36.8	26.7	-
10:26	27.8	26.6	10:26	27.8	26.6	-
10:27	22.5	26.3	10:27	22.5	26.3	-
10:28	34.8	27.1	10:28	34.8	27.1	-

Grand Union Bowling Alley Site
BCP #360222
150 Westchester Avenue, Port Chester
January 16, 2025

PARTICULATE DATA						
Upwind			Downwind			Exceeds Particulate Alarm Limit
Time	Concentration (ug/m^3)	15-Min Avg Concentration (ug/m^3)	Time	Concentration (ug/m^3)	15-Min Avg Concentration (ug/m^3)	
10:29	56.5	29.4	10:29	56.5	29.4	-
10:30	36.5	30.4	10:30	36.5	30.4	-
10:31	62.0	32.7	10:31	62.0	32.7	-
10:32	45.5	34.3	10:32	45.5	34.3	-
10:33	27.0	34.5	10:33	27.0	34.5	-
10:34	22.8	33.7	10:34	22.8	33.7	-
10:35	23.5	33.3	10:35	23.5	33.3	-
10:36	29.0	33.4	10:36	29.0	33.4	-
10:37	30.5	33.6	10:37	30.5	33.6	-
10:38	25.8	33.9	10:38	25.8	33.9	-
10:39	38.3	34.6	10:39	38.3	34.6	-
10:40	43.5	35.1	10:40	43.5	35.1	-
10:41	30.0	35.2	10:41	30.0	35.2	-
10:42	46.5	36.8	10:42	46.5	36.8	-
10:43	36.0	36.9	10:43	36.0	36.9	-
10:44	35.5	35.5	10:44	35.5	35.5	-
10:45	44.3	36.0	10:45	44.3	36.0	-
10:46	29.3	33.8	10:46	29.3	33.8	-
10:47	24.8	32.4	10:47	24.8	32.4	-
10:48	26.5	32.4	10:48	26.5	32.4	-
10:49	25.8	32.6	10:49	25.8	32.6	-
10:50	34.0	33.3	10:50	34.0	33.3	-
10:51	27.8	33.2	10:51	27.8	33.2	-
10:52	35.3	33.5	10:52	35.3	33.5	-
10:53	26.3	33.6	10:53	26.3	33.6	-
10:54	24.5	32.7	10:54	24.5	32.7	-
10:55	31.5	31.9	10:55	31.5	31.9	-
10:56	30.3	31.9	10:56	30.3	31.9	-
10:57	39.8	31.4	10:57	39.8	31.4	-
10:58	32.8	31.2	10:58	32.8	31.2	-
10:59	24.8	30.5	10:59	24.8	30.5	-
11:00	33.8	29.8	11:00	33.8	29.8	-
11:01	40.5	30.5	11:01	40.5	30.5	-
11:02	37.8	31.4	11:02	37.8	31.4	-
11:03	28.5	31.5	11:03	28.5	31.5	-
11:04	35.0	32.2	11:04	35.0	32.2	-
11:05	40.0	32.6	11:05	40.0	32.6	-
11:06	34.8	33.0	11:06	34.8	33.0	-
11:07	26.3	32.4	11:07	26.3	32.4	-
11:08	31.3	32.8	11:08	31.3	32.8	-
11:09	28.3	33.0	11:09	28.3	33.0	-
11:10	34.8	33.2	11:10	34.8	33.2	-
11:11	25.8	32.9	11:11	25.8	32.9	-
11:12	26.0	32.0	11:12	26.0	32.0	-
11:13	22.0	31.3	11:13	22.0	31.3	-
11:14	24.3	31.3	11:14	24.3	31.3	-
11:15	33.0	31.2	11:15	33.0	31.2	-
11:16	32.8	30.7	11:16	32.8	30.7	-

Grand Union Bowling Alley Site
BCP #360222
150 Westchester Avenue, Port Chester
January 16, 2025

PARTICULATE DATA						
Upwind			Downwind			Exceeds Particulate Alarm Limit
Time	Concentration (ug/m^3)	15-Min Avg Concentration (ug/m^3)	Time	Concentration (ug/m^3)	15-Min Avg Concentration (ug/m^3)	
11:17	37.3	30.7	11:17	37.3	30.7	-
11:18	31.5	30.9	11:18	31.5	30.9	-
11:19	30.5	30.6	11:19	30.5	30.6	-
11:20	28.0	29.8	11:20	28.0	29.8	-
11:21	32.5	29.6	11:21	32.5	29.6	-
11:22	33.5	30.1	11:22	33.5	30.1	-
11:23	47.5	31.2	11:23	47.5	31.2	-
11:24	33.3	31.5	11:24	33.3	31.5	-
11:25	37.8	31.7	11:25	37.8	31.7	-
11:26	40.5	32.7	11:26	40.5	32.7	-
11:27	27.3	32.8	11:27	27.3	32.8	-
11:28	25.8	33.0	11:28	25.8	33.0	-
11:29	26.5	33.2	11:29	26.5	33.2	-
11:30	25.3	32.7	11:30	25.3	32.7	-
11:31	25.3	32.2	11:31	25.3	32.2	-
11:32	27.8	31.5	11:32	27.8	31.5	-
11:33	25.5	31.1	11:33	25.5	31.1	-
11:34	24.0	30.7	11:34	24.0	30.7	-
11:35	24.5	30.5	11:35	24.5	30.5	-
11:36	29.8	30.3	11:36	29.8	30.3	-
11:37	25.5	29.7	11:37	25.5	29.7	-
11:38	28.3	28.5	11:38	28.3	28.5	-
11:39	26.8	28.0	11:39	26.8	28.0	-
11:40	33.0	27.7	11:40	33.0	27.7	-
11:41	34.0	27.3	11:41	34.0	27.3	-
11:42	52.0	28.9	11:42	52.0	28.9	-
11:43	35.3	29.6	11:43	35.3	29.6	-
11:44	36.0	30.2	11:44	36.0	30.2	-
11:45	30.8	30.6	11:45	30.8	30.6	-
11:46	34.8	31.2	11:46	34.8	31.2	-
11:47	27.8	31.2	11:47	27.8	31.2	-
11:48	46.5	32.6	11:48	46.5	32.6	-
11:49	31.0	33.1	11:49	31.0	33.1	-
11:50	25.0	33.1	11:50	25.0	33.1	-
11:51	30.8	33.2	11:51	30.8	33.2	-
11:52	39.8	34.1	11:52	39.8	34.1	-
11:53	36.8	34.7	11:53	36.8	34.7	-
11:54	39.3	35.5	11:54	39.3	35.5	-
11:55	27.3	35.1	11:55	27.3	35.1	-
11:56	27.0	34.7	11:56	27.0	34.7	-
11:57	33.8	33.4	11:57	33.8	33.4	-
11:58	28.8	33.0	11:58	28.8	33.0	-
11:59	38.0	33.1	11:59	38.0	33.1	-
12:00	28.8	33.0	12:00	28.8	33.0	-
12:01	45.3	33.7	12:01	45.3	33.7	-
12:02	34.0	34.1	12:02	34.0	34.1	-
12:03	33.5	33.3	12:03	33.5	33.3	-
12:04	36.5	33.6	12:04	36.5	33.6	-

Grand Union Bowling Alley Site
BCP #360222
150 Westchester Avenue, Port Chester
January 16, 2025

PARTICULATE DATA						
Upwind			Downwind			Exceeds Particulate Alarm Limit
Time	Concentration (ug/m^3)	15-Min Avg Concentration (ug/m^3)	Time	Concentration (ug/m^3)	15-Min Avg Concentration (ug/m^3)	
12:05	39.5	34.6	12:05	39.5	34.6	-
12:06	46.0	35.6	12:06	46.0	35.6	-
12:07	37.0	35.4	12:07	37.0	35.4	-
12:08	33.5	35.2	12:08	33.5	35.2	-
12:09	29.8	34.6	12:09	29.8	34.6	-
12:10	27.0	34.6	12:10	27.0	34.6	-
12:11	32.0	34.9	12:11	32.0	34.9	-
12:12	28.8	34.6	12:12	28.8	34.6	-
12:13	27.3	34.5	12:13	27.3	34.5	-
12:14	27.3	33.7	12:14	27.3	33.7	-
12:15	27.8	33.7	12:15	27.8	33.7	-
12:16	26.8	32.4	12:16	26.8	32.4	-
12:17	25.8	31.9	12:17	25.8	31.9	-
12:18	27.0	31.5	12:18	27.0	31.5	-
12:19	28.5	30.9	12:19	28.5	30.9	-
12:20	30.8	30.3	12:20	30.8	30.3	-
12:21	31.0	29.3	12:21	31.0	29.3	-
12:22	30.3	28.9	12:22	30.3	28.9	-
12:23	28.8	28.6	12:23	28.8	28.6	-
12:24	28.8	28.5	12:24	28.8	28.5	-
12:25	27.0	28.5	12:25	27.0	28.5	-
12:26	27.0	28.2	12:26	27.0	28.2	-
12:27	28.0	28.1	12:27	28.0	28.1	-
12:28	35.3	28.7	12:28	35.3	28.7	-
12:29	33.8	29.1	12:29	33.8	29.1	-
12:30	31.8	29.4	12:30	31.8	29.4	-
12:31	28.5	29.5	12:31	28.5	29.5	-
12:32	30.8	29.8	12:32	30.8	29.8	-
12:33	29.5	30.0	12:33	29.5	30.0	-
12:34	29.8	30.1	12:34	29.8	30.1	-
12:35	31.8	30.1	12:35	31.8	30.1	-
12:36	29.0	30.0	12:36	29.0	30.0	-
12:37	30.5	30.0	12:37	30.5	30.0	-
12:38	34.8	30.4	12:38	34.8	30.4	-
12:39	30.5	30.5	12:39	30.5	30.5	-
12:40	29.0	30.7	12:40	29.0	30.7	-
12:41	35.0	31.2	12:41	35.0	31.2	-
12:42	62.0	33.5	12:42	62.0	33.5	-
12:43	34.5	33.4	12:43	34.5	33.4	-
12:44	29.8	33.1	12:44	29.8	33.1	-
12:45	30.8	33.1	12:45	30.8	33.1	-
12:46	28.8	33.1	12:46	28.8	33.1	-
12:47	29.8	33.0	12:47	29.8	33.0	-
12:48	30.5	33.1	12:48	30.5	33.1	-
12:49	30.8	33.2	12:49	30.8	33.2	-
12:50	32.3	33.2	12:50	32.3	33.2	-
12:51	31.3	33.3	12:51	31.3	33.3	-
12:52	33.5	33.5	12:52	33.5	33.5	-

Grand Union Bowling Alley Site
BCP #360222
150 Westchester Avenue, Port Chester
January 16, 2025

PARTICULATE DATA						
Upwind			Downwind			Exceeds Particulate Alarm Limit
Time	Concentration (ug/m^3)	15-Min Avg Concentration (ug/m^3)	Time	Concentration (ug/m^3)	15-Min Avg Concentration (ug/m^3)	
12:53	33.8	33.5	12:53	33.8	33.5	-
12:54	30.0	33.4	12:54	30.0	33.4	-
12:55	32.5	33.7	12:55	32.5	33.7	-
12:56	30.3	33.4	12:56	30.3	33.4	-
12:57	30.8	31.3	12:57	30.8	31.3	-
12:58	32.0	31.1	12:58	32.0	31.1	-
12:59	33.0	31.3	12:59	33.0	31.3	-
13:00	33.3	31.5	13:00	33.3	31.5	-
13:01	32.3	31.7	13:01	32.3	31.7	-
13:02	34.5	32.0	13:02	34.5	32.0	-
13:03	32.8	32.2	13:03	32.8	32.2	-
13:04	32.3	32.3	13:04	32.3	32.3	-
13:05	33.8	32.4	13:05	33.8	32.4	-
13:06	32.3	32.5	13:06	32.3	32.5	-
13:07	32.5	32.4	13:07	32.5	32.4	-
13:08	33.3	32.4	13:08	33.3	32.4	-
13:09	33.3	32.6	13:09	33.3	32.6	-
13:10	35.3	32.8	13:10	35.3	32.8	-
13:11	34.8	33.1	13:11	34.8	33.1	-
13:12	32.3	33.2	13:12	32.3	33.2	-
13:13	32.3	33.2	13:13	32.3	33.2	-
13:14	31.3	33.1	13:14	31.3	33.1	-
13:15	31.0	32.9	13:15	31.0	32.9	-
13:16	30.3	32.8	13:16	30.3	32.8	-
13:17	37.5	33.0	13:17	37.5	33.0	-
13:18	42.8	33.6	13:18	42.8	33.6	-
13:19	32.8	33.7	13:19	32.8	33.7	-
13:20	31.3	33.5	13:20	31.3	33.5	-
13:21	29.5	33.3	13:21	29.5	33.3	-
13:22	32.3	33.3	13:22	32.3	33.3	-
13:23	32.0	33.2	13:23	32.0	33.2	-
13:24	34.8	33.3	13:24	34.8	33.3	-
13:25	30.8	33.0	13:25	30.8	33.0	-
13:26	30.5	32.7	13:26	30.5	32.7	-
13:27	30.8	32.6	13:27	30.8	32.6	-
13:28	32.0	32.6	13:28	32.0	32.6	-
13:29	31.3	32.6	13:29	31.3	32.6	-
13:30	39.8	33.2	13:30	39.8	33.2	-
13:31	33.3	33.4	13:31	33.3	33.4	-
13:32	31.8	33.0	13:32	31.8	33.0	-
13:33	34.3	32.5	13:33	34.3	32.5	-
13:34	37.3	32.8	13:34	37.3	32.8	-
13:35	39.0	33.3	13:35	39.0	33.3	-
13:36	35.5	33.7	13:36	35.5	33.7	-
13:37	36.5	34.0	13:37	36.5	34.0	-
13:38	31.3	33.9	13:38	31.3	33.9	-
13:39	32.8	33.8	13:39	32.8	33.8	-
13:40	32.3	33.9	13:40	32.3	33.9	-

Grand Union Bowling Alley Site
BCP #360222
150 Westchester Avenue, Port Chester
January 16, 2025

PARTICULATE DATA						
Upwind			Downwind			Exceeds Particulate Alarm Limit
Time	Concentration (ug/m^3)	15-Min Avg Concentration (ug/m^3)	Time	Concentration (ug/m^3)	15-Min Avg Concentration (ug/m^3)	
13:41	30.3	33.9	13:41	30.3	33.9	-
13:42	30.8	33.9	13:42	30.8	33.9	-
13:43	30.3	33.7	13:43	30.3	33.7	-
13:44	29.5	33.6	13:44	29.5	33.6	-
13:45	33.5	33.2	13:45	33.5	33.2	-
13:46	32.5	33.2	13:46	32.5	33.2	-
13:47	31.8	33.2	13:47	31.8	33.2	-
13:48	31.0	32.9	13:48	31.0	32.9	-
13:49	32.3	32.6	13:49	32.3	32.6	-
13:50	32.3	32.2	13:50	32.3	32.2	-
13:51	31.3	31.9	13:51	31.3	31.9	-
13:52	33.8	31.7	13:52	33.8	31.7	-
13:53	32.3	31.8	13:53	32.3	31.8	-
13:54	31.8	31.7	13:54	31.8	31.7	-
13:55	33.3	31.8	13:55	33.3	31.8	-
13:56	31.5	31.8	13:56	31.5	31.8	-
13:57	32.8	32.0	13:57	32.8	32.0	-
13:58	31.8	32.1	13:58	31.8	32.1	-
13:59	38.5	32.7	13:59	38.5	32.7	-
14:00	30.0	32.4	14:00	30.0	32.4	-
14:01	31.5	32.4	14:01	31.5	32.4	-
14:02	31.5	32.4	14:02	31.5	32.4	-
14:03	31.3	32.4	14:03	31.3	32.4	-
14:04	30.5	32.3	14:04	30.5	32.3	-
14:05	30.0	32.1	14:05	30.0	32.1	-
14:06	29.8	32.0	14:06	29.8	32.0	-
14:07	30.0	31.8	14:07	30.0	31.8	-
14:08	29.0	31.5	14:08	29.0	31.5	-
14:09	29.3	31.4	14:09	29.3	31.4	-
14:10	29.8	31.1	14:10	29.8	31.1	-
14:11	30.0	31.0	14:11	30.0	31.0	-
14:12	30.5	30.9	14:12	30.5	30.9	-
14:13	29.3	30.7	14:13	29.3	30.7	-
14:14	30.0	30.2	14:14	30.0	30.2	-
14:15	29.3	30.1	14:15	29.3	30.1	-
14:16	28.3	29.9	14:16	28.3	29.9	-
14:17	29.0	29.7	14:17	29.0	29.7	-
14:18	28.5	29.5	14:18	28.5	29.5	-
14:19	28.5	29.4	14:19	28.5	29.4	-
14:20	29.0	29.3	14:20	29.0	29.3	-
14:21	28.8	29.3	14:21	28.8	29.3	-
14:22	29.3	29.2	14:22	29.3	29.2	-
14:23	30.8	29.3	14:23	30.8	29.3	-
14:24	29.3	29.3	14:24	29.3	29.3	-
14:25	29.3	29.3	14:25	29.3	29.3	-
14:26	27.0	29.1	14:26	27.0	29.1	-
14:27	31.0	29.1	14:27	31.0	29.1	-
14:28	29.0	29.1	14:28	29.0	29.1	-

Grand Union Bowling Alley Site
BCP #360222
150 Westchester Avenue, Port Chester
January 16, 2025

PARTICULATE DATA						
Upwind			Downwind			Exceeds Particulate Alarm Limit
Time	Concentration (ug/m^3)	15-Min Avg Concentration (ug/m^3)	Time	Concentration (ug/m^3)	15-Min Avg Concentration (ug/m^3)	
14:29	27.8	29.0	14:29	27.8	29.0	-
14:30	26.3	28.8	14:30	26.3	28.8	-
14:31	27.8	28.7	14:31	27.8	28.7	-
14:32	29.3	28.8	14:32	29.3	28.8	-
14:33	29.8	28.8	14:33	29.8	28.8	-
14:34	26.8	28.7	14:34	26.8	28.7	-
14:35	25.3	28.5	14:35	25.3	28.5	-
14:36	24.3	28.2	14:36	24.3	28.2	-
14:37	24.3	27.8	14:37	24.3	27.8	-
14:38	25.5	27.5	14:38	25.5	27.5	-
14:39	24.5	27.2	14:39	24.5	27.2	-
14:40	24.8	26.9	14:40	24.8	26.9	-
14:41	25.3	26.8	14:41	25.3	26.8	-
14:42	26.3	26.4	14:42	26.3	26.4	-
14:43	26.5	26.3	14:43	26.5	26.3	-
14:44	24.5	26.1	14:44	24.5	26.1	-
14:45	25.8	26.0	14:45	25.8	26.0	-
14:46	28.0	26.0	14:46	28.0	26.0	-
14:47	27.8	25.9	14:47	27.8	25.9	-
14:48	28.3	25.8	14:48	28.3	25.8	-
14:49	25.5	25.8	14:49	25.5	25.8	-
14:50	27.8	25.9	14:50	27.8	25.9	-
14:51	31.8	26.4	14:51	31.8	26.4	-
14:52	28.8	26.7	14:52	28.8	26.7	-
14:53	41.5	27.8	14:53	41.5	27.8	-
14:54	29.8	28.1	14:54	29.8	28.1	-
14:55	26.3	28.2	14:55	26.3	28.2	-
14:56	34.3	28.8	14:56	34.3	28.8	-
14:57	42.5	29.9	14:57	42.5	29.9	-
14:58	36.5	30.6	14:58	36.5	30.6	-
14:59	147.5	38.8	14:59	147.5	38.8	-
15:00	38.8	39.7	15:00	38.8	39.7	-
15:01	39.8	40.4	15:01	39.8	40.4	-
15:02	37.8	41.1	15:02	37.8	41.1	-
15:03	45.5	42.3	15:03	45.5	42.3	-
15:04	34.0	42.8	15:04	34.0	42.8	-
15:05	30.3	43.0	15:05	30.3	43.0	-
15:06	29.5	42.8	15:06	29.5	42.8	-
15:07	28.0	42.8	15:07	28.0	42.8	-
15:08	22.5	41.5	15:08	22.5	41.5	-
15:09	22.3	41.0	15:09	22.3	41.0	-
15:10	21.0	40.7	15:10	21.0	40.7	-
15:11	22.8	39.9	15:11	22.8	39.9	-
15:12	22.8	38.6	15:12	22.8	38.6	-
15:13	46.0	39.2	15:13	46.0	39.2	-
15:14	43.0	32.3	15:14	43.0	32.3	-
15:15	22.8	31.2	15:15	22.8	31.2	-
15:16	24.0	30.1	15:16	24.0	30.1	-

Grand Union Bowling Alley Site
BCP #360222
150 Westchester Avenue, Port Chester
January 16, 2025

PARTICULATE DATA						
Upwind			Downwind			Exceeds Particulate Alarm Limit
Time	Concentration (ug/m^3)	15-Min Avg Concentration (ug/m^3)	Time	Concentration (ug/m^3)	15-Min Avg Concentration (ug/m^3)	
15:17	27.5	29.5	15:17	27.5	29.5	-
15:18	25.8	28.1	15:18	25.8	28.1	-
15:19	20.3	27.2	15:19	20.3	27.2	-
15:20	22.8	26.7	15:20	22.8	26.7	-
15:21	24.0	26.4	15:21	24.0	26.4	-
15:22	30.0	26.5	15:22	30.0	26.5	-
15:23	21.8	26.4	15:23	21.8	26.4	-
15:24	31.0	27.0	15:24	31.0	27.0	-
15:25	31.0	27.7	15:25	31.0	27.7	-
15:26	27.8	28.0	15:26	27.8	28.0	-
15:27	25.8	28.2	15:27	25.8	28.2	-
15:28	23.0	26.7	15:28	23.0	26.7	-
15:29	24.5	25.5	15:29	24.5	25.5	-
15:30	20.3	25.3	15:30	20.3	25.3	-
15:31	19.0	25.0	15:31	19.0	25.0	-
15:32	22.8	24.6	15:32	22.8	24.6	-
15:33	24.8	24.6	15:33	24.8	24.6	-
15:34	30.5	25.3	15:34	30.5	25.3	-
15:35	25.8	25.5	15:35	25.8	25.5	-
15:36	33.3	26.1	15:36	33.3	26.1	-
15:37	31.3	26.2	15:37	31.3	26.2	-
15:38	22.8	26.2	15:38	22.8	26.2	-
15:39	20.8	25.5	15:39	20.8	25.5	-
15:40	19.3	24.8	15:40	19.3	24.8	-
15:41	18.5	24.1	15:41	18.5	24.1	-
15:42	19.3	23.7	15:42	19.3	23.7	-
15:43	19.3	23.5	15:43	19.3	23.5	-
15:44	19.5	23.1	15:44	19.5	23.1	-
15:45	18.0	23.0	15:45	18.0	23.0	-
15:46	18.0	22.9	15:46	18.0	22.9	-
15:47	19.0	22.7	15:47	19.0	22.7	-
15:48	18.8	22.3	15:48	18.8	22.3	-
15:49	20.8	21.6	15:49	20.8	21.6	-
15:50	24.5	21.5	15:50	24.5	21.5	-
15:51	20.5	20.7	15:51	20.5	20.7	-
15:52	20.8	20.0	15:52	20.8	20.0	-
15:53	21.8	19.9	15:53	21.8	19.9	-
15:54	22.0	20.0	15:54	22.0	20.0	-
15:55	27.8	20.6	15:55	27.8	20.6	-
15:56	29.0	21.3	15:56	29.0	21.3	-

Grand Union Bowling Alley Site
BCP #360222
150 Westchester Avenue, Port Chester
January 16, 2025

Thursday, January 16, 2025						
Number of Instances Where Downwind VOCs Exceeds Upwind VOCs + 5 =						0
Number of Comparable Data Points =						402
Start Time:						9:00
End Time:						15:56
PID DATA						
Upwind			Downwind			
Time	Concentration (ppm)	15-Min Avg Concentration (ppm)	Time	Concentration (ppm)	15-Min Avg Concentration (ppm)	Exceeds VOC Alarm Limit
9:00	0.0	-	9:00	0.0	-	-
9:01	0.0	-	9:01	0.0	-	-
9:02	0.0	-	9:02	0.0	-	-
9:03	0.0	-	9:03	0.0	-	-
9:04	0.0	-	9:04	0.0	-	-
9:05	0.0	-	9:05	0.0	-	-
9:06	0.0	-	9:06	0.0	-	-
9:07	0.0	-	9:07	0.0	-	-
9:08	0.0	-	9:08	0.0	-	-
9:09	0.0	-	9:09	0.0	-	-
9:10	0.0	-	9:10	0.0	-	-
9:11	0.0	-	9:11	0.0	-	-
9:12	0.0	-	9:12	0.0	-	-
9:13	0.0	-	9:13	0.0	-	-
9:14	0.0	-	9:14	0.0	-	-
9:15	0.0	0.0	9:15	0.0	0.0	-
9:16	0.0	0.0	9:16	0.0	0.0	-
9:17	0.0	0.0	9:17	0.0	0.0	-
9:18	0.0	0.0	9:18	0.0	0.0	-
9:19	0.0	0.0	9:19	0.0	0.0	-
9:20	0.0	0.0	9:20	0.0	0.0	-
9:21	0.0	0.0	9:21	0.0	0.0	-
9:22	0.0	0.0	9:22	0.0	0.0	-
9:23	0.0	0.0	9:23	0.0	0.0	-
9:24	0.0	0.0	9:24	0.0	0.0	-
9:25	0.0	0.0	9:25	0.0	0.0	-
9:26	0.0	0.0	9:26	0.0	0.0	-
9:27	0.0	0.0	9:27	0.0	0.0	-
9:28	0.0	0.0	9:28	0.0	0.0	-
9:29	0.0	0.0	9:29	0.0	0.0	-
9:30	0.0	0.0	9:30	0.0	0.0	-
9:31	0.0	0.0	9:31	0.0	0.0	-
9:32	0.0	0.0	9:32	0.0	0.0	-
9:33	0.0	0.0	9:33	0.0	0.0	-
9:34	0.0	0.0	9:34	0.0	0.0	-
9:35	0.0	0.0	9:35	0.0	0.0	-
9:36	0.0	0.0	9:36	0.0	0.0	-
9:37	0.0	0.0	9:37	0.0	0.0	-
9:38	0.0	0.0	9:38	0.0	0.0	-
9:39	0.0	0.0	9:39	0.0	0.0	-
9:40	0.0	0.0	9:40	0.0	0.0	-
9:41	0.0	0.0	9:41	0.0	0.0	-

Grand Union Bowling Alley Site
BCP #360222
150 Westchester Avenue, Port Chester
January 16, 2025

PID DATA						
Upwind			Downwind			
Time	Concentration (ppm)	15-Min Avg Concentration (ppm)	Time	Concentration (ppm)	15-Min Avg Concentration (ppm)	Exceeds VOC Alarm Limit
9:42	0.0	0.0	9:42	0.0	0.0	-
9:43	0.0	0.0	9:43	0.0	0.0	-
9:44	0.0	0.0	9:44	0.0	0.0	-
9:45	0.0	0.0	9:45	0.0	0.0	-
9:46	0.0	0.0	9:46	0.0	0.0	-
9:47	0.0	0.0	9:47	0.0	0.0	-
9:48	0.0	0.0	9:48	0.0	0.0	-
9:49	0.0	0.0	9:49	0.0	0.0	-
9:50	0.0	0.0	9:50	0.0	0.0	-
9:51	0.0	0.0	9:51	0.0	0.0	-
9:52	0.0	0.0	9:52	0.0	0.0	-
9:53	0.0	0.0	9:53	0.0	0.0	-
9:54	0.0	0.0	9:54	0.0	0.0	-
9:55	0.0	0.0	9:55	0.0	0.0	-
9:56	0.0	0.0	9:56	0.0	0.0	-
9:57	0.0	0.0	9:57	0.0	0.0	-
9:58	0.0	0.0	9:58	0.0	0.0	-
9:59	0.0	0.0	9:59	0.0	0.0	-
10:00	0.0	0.0	10:00	0.0	0.0	-
10:01	0.0	0.0	10:01	0.0	0.0	-
10:02	0.0	0.0	10:02	0.0	0.0	-
10:03	0.0	0.0	10:03	0.0	0.0	-
10:04	0.0	0.0	10:04	0.0	0.0	-
10:05	0.0	0.0	10:05	0.0	0.0	-
10:06	0.0	0.0	10:06	0.0	0.0	-
10:07	0.0	0.0	10:07	0.0	0.0	-
10:08	0.0	0.0	10:08	0.0	0.0	-
10:09	0.0	0.0	10:09	0.0	0.0	-
10:10	0.0	0.0	10:10	0.0	0.0	-
10:11	0.0	0.0	10:11	0.0	0.0	-
10:12	0.0	0.0	10:12	0.0	0.0	-
10:13	0.0	0.0	10:13	0.0	0.0	-
10:14	0.0	0.0	10:14	0.0	0.0	-
10:15	0.0	0.0	10:15	0.0	0.0	-
10:16	0.0	0.0	10:16	0.0	0.0	-
10:17	0.0	0.0	10:17	0.0	0.0	-
10:18	0.0	0.0	10:18	0.0	0.0	-
10:19	0.0	0.0	10:19	0.0	0.0	-
10:20	0.0	0.0	10:20	0.0	0.0	-
10:21	0.0	0.0	10:21	0.0	0.0	-
10:22	0.0	0.0	10:22	0.0	0.0	-
10:23	0.0	0.0	10:23	0.0	0.0	-
10:24	0.0	0.0	10:24	0.0	0.0	-
10:25	0.0	0.0	10:25	0.0	0.0	-
10:26	0.0	0.0	10:26	0.0	0.0	-
10:27	0.0	0.0	10:27	0.0	0.0	-
10:28	0.0	0.0	10:28	0.0	0.0	-
10:29	0.0	0.0	10:29	0.0	0.0	-

Grand Union Bowling Alley Site
BCP #360222
150 Westchester Avenue, Port Chester
January 16, 2025

PID DATA						
Upwind			Downwind			
Time	Concentration (ppm)	15-Min Avg Concentration (ppm)	Time	Concentration (ppm)	15-Min Avg Concentration (ppm)	Exceeds VOC Alarm Limit
10:30	0.0	0.0	10:30	0.0	0.0	-
10:31	0.0	0.0	10:31	0.0	0.0	-
10:32	0.0	0.0	10:32	0.0	0.0	-
10:33	0.0	0.0	10:33	0.0	0.0	-
10:34	0.0	0.0	10:34	0.0	0.0	-
10:35	0.0	0.0	10:35	0.0	0.0	-
10:36	0.0	0.0	10:36	0.0	0.0	-
10:37	0.0	0.0	10:37	0.0	0.0	-
10:38	0.0	0.0	10:38	0.0	0.0	-
10:39	0.0	0.0	10:39	0.0	0.0	-
10:40	0.0	0.0	10:40	0.0	0.0	-
10:41	0.0	0.0	10:41	0.0	0.0	-
10:42	0.0	0.0	10:42	0.0	0.0	-
10:43	0.0	0.0	10:43	0.0	0.0	-
10:44	0.0	0.0	10:44	0.0	0.0	-
10:45	0.0	0.0	10:45	0.0	0.0	-
10:46	0.0	0.0	10:46	0.0	0.0	-
10:47	0.0	0.0	10:47	0.0	0.0	-
10:48	0.0	0.0	10:48	0.0	0.0	-
10:49	0.0	0.0	10:49	0.0	0.0	-
10:50	0.0	0.0	10:50	0.0	0.0	-
10:51	0.0	0.0	10:51	0.0	0.0	-
10:52	0.0	0.0	10:52	0.0	0.0	-
10:53	0.0	0.0	10:53	0.0	0.0	-
10:54	0.0	0.0	10:54	0.0	0.0	-
10:55	0.0	0.0	10:55	0.0	0.0	-
10:56	0.0	0.0	10:56	0.0	0.0	-
10:57	0.0	0.0	10:57	0.0	0.0	-
10:58	0.0	0.0	10:58	0.0	0.0	-
10:59	0.0	0.0	10:59	0.0	0.0	-
11:00	0.0	0.0	11:00	0.0	0.0	-
11:01	0.0	0.0	11:01	0.0	0.0	-
11:02	0.0	0.0	11:02	0.0	0.0	-
11:03	0.0	0.0	11:03	0.0	0.0	-
11:04	0.0	0.0	11:04	0.0	0.0	-
11:05	0.0	0.0	11:05	0.0	0.0	-
11:06	0.0	0.0	11:06	0.0	0.0	-
11:07	0.0	0.0	11:07	0.0	0.0	-
11:08	0.0	0.0	11:08	0.0	0.0	-
11:09	0.0	0.0	11:09	0.0	0.0	-
11:10	0.0	0.0	11:10	0.0	0.0	-
11:11	0.0	0.0	11:11	0.0	0.0	-
11:12	0.0	0.0	11:12	0.0	0.0	-
11:13	0.0	0.0	11:13	0.0	0.0	-
11:14	0.0	0.0	11:14	0.0	0.0	-
11:15	0.0	0.0	11:15	0.0	0.0	-
11:16	0.0	0.0	11:16	0.0	0.0	-
11:17	0.0	0.0	11:17	0.0	0.0	-

Grand Union Bowling Alley Site
BCP #360222
150 Westchester Avenue, Port Chester
January 16, 2025

PID DATA						
Upwind			Downwind			
Time	Concentration (ppm)	15-Min Avg Concentration (ppm)	Time	Concentration (ppm)	15-Min Avg Concentration (ppm)	Exceeds VOC Alarm Limit
11:18	0.0	0.0	11:18	0.0	0.0	-
11:19	0.0	0.0	11:19	0.0	0.0	-
11:20	0.0	0.0	11:20	0.0	0.0	-
11:21	0.0	0.0	11:21	0.0	0.0	-
11:22	0.0	0.0	11:22	0.0	0.0	-
11:23	0.0	0.0	11:23	0.0	0.0	-
11:24	0.0	0.0	11:24	0.0	0.0	-
11:25	0.0	0.0	11:25	0.0	0.0	-
11:26	0.0	0.0	11:26	0.0	0.0	-
11:27	0.0	0.0	11:27	0.0	0.0	-
11:28	0.0	0.0	11:28	0.0	0.0	-
11:29	0.0	0.0	11:29	0.0	0.0	-
11:30	0.0	0.0	11:30	0.0	0.0	-
11:31	0.0	0.0	11:31	0.0	0.0	-
11:32	0.0	0.0	11:32	0.0	0.0	-
11:33	0.0	0.0	11:33	0.0	0.0	-
11:34	0.0	0.0	11:34	0.0	0.0	-
11:35	0.0	0.0	11:35	0.0	0.0	-
11:36	0.0	0.0	11:36	0.0	0.0	-
11:37	0.0	0.0	11:37	0.0	0.0	-
11:38	0.0	0.0	11:38	0.0	0.0	-
11:39	0.0	0.0	11:39	0.0	0.0	-
11:40	0.0	0.0	11:40	0.0	0.0	-
11:41	0.0	0.0	11:41	0.0	0.0	-
11:42	0.0	0.0	11:42	0.0	0.0	-
11:43	0.0	0.0	11:43	0.0	0.0	-
11:44	0.0	0.0	11:44	0.0	0.0	-
11:45	0.0	0.0	11:45	0.0	0.0	-
11:46	0.0	0.0	11:46	0.0	0.0	-
11:47	0.0	0.0	11:47	0.0	0.0	-
11:48	0.0	0.0	11:48	0.0	0.0	-
11:49	0.0	0.0	11:49	0.0	0.0	-
11:50	0.0	0.0	11:50	0.0	0.0	-
11:51	0.0	0.0	11:51	0.0	0.0	-
11:52	0.0	0.0	11:52	0.0	0.0	-
11:53	0.0	0.0	11:53	0.0	0.0	-
11:54	0.0	0.0	11:54	0.0	0.0	-
11:55	0.0	0.0	11:55	0.0	0.0	-
11:56	0.0	0.0	11:56	0.0	0.0	-
11:57	0.0	0.0	11:57	0.0	0.0	-
11:58	0.0	0.0	11:58	0.0	0.0	-
11:59	0.0	0.0	11:59	0.0	0.0	-
12:00	0.0	0.0	12:00	0.0	0.0	-
12:01	0.0	0.0	12:01	0.0	0.0	-
12:02	0.0	0.0	12:02	0.0	0.0	-
12:03	0.0	0.0	12:03	0.0	0.0	-
12:04	0.0	0.0	12:04	0.0	0.0	-
12:05	0.0	0.0	12:05	0.0	0.0	-

Grand Union Bowling Alley Site
BCP #360222
150 Westchester Avenue, Port Chester
January 16, 2025

PID DATA						
Upwind			Downwind			
Time	Concentration (ppm)	15-Min Avg Concentration (ppm)	Time	Concentration (ppm)	15-Min Avg Concentration (ppm)	Exceeds VOC Alarm Limit
12:06	0.0	0.0	12:06	0.0	0.0	-
12:07	0.0	0.0	12:07	0.0	0.0	-
12:08	0.0	0.0	12:08	0.0	0.0	-
12:09	0.0	0.0	12:09	0.0	0.0	-
12:10	0.0	0.0	12:10	0.0	0.0	-
12:11	0.0	0.0	12:11	0.0	0.0	-
12:12	0.0	0.0	12:12	0.0	0.0	-
12:13	0.0	0.0	12:13	0.0	0.0	-
12:14	0.0	0.0	12:14	0.0	0.0	-
12:15	0.0	0.0	12:15	0.0	0.0	-
12:16	0.0	0.0	12:16	0.0	0.0	-
12:17	0.0	0.0	12:17	0.0	0.0	-
12:18	0.0	0.0	12:18	0.0	0.0	-
12:19	0.0	0.0	12:19	0.0	0.0	-
12:20	0.0	0.0	12:20	0.0	0.0	-
12:21	0.0	0.0	12:21	0.0	0.0	-
12:22	0.0	0.0	12:22	0.0	0.0	-
12:23	0.0	0.0	12:23	0.0	0.0	-
12:24	0.0	0.0	12:24	0.0	0.0	-
12:25	0.0	0.0	12:25	0.0	0.0	-
12:26	0.0	0.0	12:26	0.0	0.0	-
12:27	0.0	0.0	12:27	0.0	0.0	-
12:28	0.0	0.0	12:28	0.0	0.0	-
12:29	0.0	0.0	12:29	0.0	0.0	-
12:30	0.0	0.0	12:30	0.0	0.0	-
12:31	0.0	0.0	12:31	0.0	0.0	-
12:32	0.0	0.0	12:32	0.0	0.0	-
12:33	0.0	0.0	12:33	0.0	0.0	-
12:34	0.0	0.0	12:34	0.0	0.0	-
12:35	0.0	0.0	12:35	0.0	0.0	-
12:36	0.0	0.0	12:36	0.0	0.0	-
12:37	0.0	0.0	12:37	0.0	0.0	-
12:38	0.0	0.0	12:38	0.0	0.0	-
12:39	0.0	0.0	12:39	0.0	0.0	-
12:40	0.0	0.0	12:40	0.0	0.0	-
12:41	0.0	0.0	12:41	0.0	0.0	-
12:42	0.0	0.0	12:42	0.0	0.0	-
12:43	0.0	0.0	12:43	0.0	0.0	-
12:44	0.0	0.0	12:44	0.0	0.0	-
12:45	0.0	0.0	12:45	0.0	0.0	-
12:46	0.0	0.0	12:46	0.0	0.0	-
12:47	0.0	0.0	12:47	0.0	0.0	-
12:48	0.0	0.0	12:48	0.0	0.0	-
12:49	0.0	0.0	12:49	0.0	0.0	-
12:50	0.0	0.0	12:50	0.0	0.0	-
12:51	0.0	0.0	12:51	0.0	0.0	-
12:52	0.0	0.0	12:52	0.0	0.0	-
12:53	0.0	0.0	12:53	0.0	0.0	-

Grand Union Bowling Alley Site
BCP #360222
150 Westchester Avenue, Port Chester
January 16, 2025

PID DATA						
Upwind			Downwind			
Time	Concentration (ppm)	15-Min Avg Concentration (ppm)	Time	Concentration (ppm)	15-Min Avg Concentration (ppm)	Exceeds VOC Alarm Limit
12:54	0.0	0.0	12:54	0.0	0.0	-
12:55	0.0	0.0	12:55	0.0	0.0	-
12:56	0.0	0.0	12:56	0.0	0.0	-
12:57	0.0	0.0	12:57	0.0	0.0	-
12:58	0.0	0.0	12:58	0.0	0.0	-
12:59	0.0	0.0	12:59	0.0	0.0	-
13:00	0.0	0.0	13:00	0.0	0.0	-
13:01	0.0	0.0	13:01	0.0	0.0	-
13:02	0.0	0.0	13:02	0.0	0.0	-
13:03	0.0	0.0	13:03	0.0	0.0	-
13:04	0.0	0.0	13:04	0.0	0.0	-
13:05	0.0	0.0	13:05	0.0	0.0	-
13:06	0.0	0.0	13:06	0.0	0.0	-
13:07	0.0	0.0	13:07	0.0	0.0	-
13:08	0.0	0.0	13:08	0.0	0.0	-
13:09	0.0	0.0	13:09	0.0	0.0	-
13:10	0.0	0.0	13:10	0.0	0.0	-
13:11	0.0	0.0	13:11	0.0	0.0	-
13:12	0.0	0.0	13:12	0.0	0.0	-
13:13	0.0	0.0	13:13	0.0	0.0	-
13:14	0.0	0.0	13:14	0.0	0.0	-
13:15	0.0	0.0	13:15	0.0	0.0	-
13:16	0.0	0.0	13:16	0.0	0.0	-
13:17	0.0	0.0	13:17	0.0	0.0	-
13:18	0.0	0.0	13:18	0.0	0.0	-
13:19	0.0	0.0	13:19	0.0	0.0	-
13:20	0.0	0.0	13:20	0.0	0.0	-
13:21	0.0	0.0	13:21	0.0	0.0	-
13:22	0.0	0.0	13:22	0.0	0.0	-
13:23	0.0	0.0	13:23	0.0	0.0	-
13:24	0.0	0.0	13:24	0.0	0.0	-
13:25	0.0	0.0	13:25	0.0	0.0	-
13:26	0.0	0.0	13:26	0.0	0.0	-
13:27	0.0	0.0	13:27	0.0	0.0	-
13:28	0.0	0.0	13:28	0.0	0.0	-
13:29	0.0	0.0	13:29	0.0	0.0	-
13:30	0.0	0.0	13:30	0.0	0.0	-
13:31	0.0	0.0	13:31	0.0	0.0	-
13:32	0.0	0.0	13:32	0.0	0.0	-
13:33	0.0	0.0	13:33	0.0	0.0	-
13:34	0.0	0.0	13:34	0.0	0.0	-
13:35	0.0	0.0	13:35	0.0	0.0	-
13:36	0.0	0.0	13:36	0.0	0.0	-
13:37	0.0	0.0	13:37	0.0	0.0	-
13:38	0.0	0.0	13:38	0.0	0.0	-
13:39	0.0	0.0	13:39	0.0	0.0	-
13:40	0.0	0.0	13:40	0.0	0.0	-
13:41	0.0	0.0	13:41	0.0	0.0	-

Grand Union Bowling Alley Site
BCP #360222
150 Westchester Avenue, Port Chester
January 16, 2025

PID DATA						
Upwind			Downwind			
Time	Concentration (ppm)	15-Min Avg Concentration (ppm)	Time	Concentration (ppm)	15-Min Avg Concentration (ppm)	Exceeds VOC Alarm Limit
13:42	0.0	0.0	13:42	0.0	0.0	-
13:43	0.0	0.0	13:43	0.0	0.0	-
13:44	0.0	0.0	13:44	0.0	0.0	-
13:45	0.0	0.0	13:45	0.0	0.0	-
13:46	0.0	0.0	13:46	0.0	0.0	-
13:47	0.0	0.0	13:47	0.0	0.0	-
13:48	0.0	0.0	13:48	0.0	0.0	-
13:49	0.0	0.0	13:49	0.0	0.0	-
13:50	0.0	0.0	13:50	0.0	0.0	-
13:51	0.0	0.0	13:51	0.0	0.0	-
13:52	0.0	0.0	13:52	0.0	0.0	-
13:53	0.0	0.0	13:53	0.0	0.0	-
13:54	0.0	0.0	13:54	0.0	0.0	-
13:55	0.0	0.0	13:55	0.0	0.0	-
13:56	0.0	0.0	13:56	0.0	0.0	-
13:57	0.0	0.0	13:57	0.0	0.0	-
13:58	0.0	0.0	13:58	0.0	0.0	-
13:59	0.0	0.0	13:59	0.0	0.0	-
14:00	0.0	0.0	14:00	0.0	0.0	-
14:01	0.0	0.0	14:01	0.0	0.0	-
14:02	0.0	0.0	14:02	0.0	0.0	-
14:03	0.0	0.0	14:03	0.0	0.0	-
14:04	0.0	0.0	14:04	0.0	0.0	-
14:05	0.0	0.0	14:05	0.0	0.0	-
14:06	0.0	0.0	14:06	0.0	0.0	-
14:07	0.0	0.0	14:07	0.0	0.0	-
14:08	0.0	0.0	14:08	0.0	0.0	-
14:09	0.0	0.0	14:09	0.0	0.0	-
14:10	0.0	0.0	14:10	0.0	0.0	-
14:11	0.0	0.0	14:11	0.0	0.0	-
14:12	0.0	0.0	14:12	0.0	0.0	-
14:13	0.0	0.0	14:13	0.0	0.0	-
14:14	0.0	0.0	14:14	0.0	0.0	-
14:15	0.0	0.0	14:15	0.0	0.0	-
14:16	0.0	0.0	14:16	0.0	0.0	-
14:17	0.0	0.0	14:17	0.0	0.0	-
14:18	0.0	0.0	14:18	0.0	0.0	-
14:19	0.0	0.0	14:19	0.0	0.0	-
14:20	0.0	0.0	14:20	0.0	0.0	-
14:21	0.0	0.0	14:21	0.0	0.0	-
14:22	0.0	0.0	14:22	0.0	0.0	-
14:23	0.0	0.0	14:23	0.0	0.0	-
14:24	0.0	0.0	14:24	0.0	0.0	-
14:25	0.0	0.0	14:25	0.0	0.0	-
14:26	0.0	0.0	14:26	0.0	0.0	-
14:27	0.0	0.0	14:27	0.0	0.0	-
14:28	0.0	0.0	14:28	0.0	0.0	-
14:29	0.0	0.0	14:29	0.0	0.0	-

Grand Union Bowling Alley Site
BCP #360222
150 Westchester Avenue, Port Chester
January 16, 2025

PID DATA						
Upwind			Downwind			
Time	Concentration (ppm)	15-Min Avg Concentration (ppm)	Time	Concentration (ppm)	15-Min Avg Concentration (ppm)	Exceeds VOC Alarm Limit
14:30	0.0	0.0	14:30	0.0	0.0	-
14:31	0.0	0.0	14:31	0.0	0.0	-
14:32	0.0	0.0	14:32	0.0	0.0	-
14:33	0.0	0.0	14:33	0.0	0.0	-
14:34	0.0	0.0	14:34	0.0	0.0	-
14:35	0.0	0.0	14:35	0.0	0.0	-
14:36	0.0	0.0	14:36	0.0	0.0	-
14:37	0.0	0.0	14:37	0.0	0.0	-
14:38	0.0	0.0	14:38	0.0	0.0	-
14:39	0.0	0.0	14:39	0.0	0.0	-
14:40	0.0	0.0	14:40	0.0	0.0	-
14:41	0.0	0.0	14:41	0.0	0.0	-
14:42	0.0	0.0	14:42	0.0	0.0	-
14:43	0.0	0.0	14:43	0.0	0.0	-
14:44	0.0	0.0	14:44	0.0	0.0	-
14:45	0.0	0.0	14:45	0.0	0.0	-
14:46	0.0	0.0	14:46	0.0	0.0	-
14:47	0.0	0.0	14:47	0.0	0.0	-
14:48	0.0	0.0	14:48	0.0	0.0	-
14:49	0.0	0.0	14:49	0.0	0.0	-
14:50	0.0	0.0	14:50	0.0	0.0	-
14:51	0.0	0.0	14:51	0.0	0.0	-
14:52	0.0	0.0	14:52	0.0	0.0	-
14:53	0.0	0.0	14:53	0.0	0.0	-
14:54	0.0	0.0	14:54	0.0	0.0	-
14:55	0.0	0.0	14:55	0.0	0.0	-
14:56	0.0	0.0	14:56	0.0	0.0	-
14:57	0.0	0.0	14:57	0.0	0.0	-
14:58	0.0	0.0	14:58	0.0	0.0	-
14:59	0.0	0.0	14:59	0.0	0.0	-
15:00	0.0	0.0	15:00	0.0	0.0	-
15:01	0.0	0.0	15:01	0.0	0.0	-
15:02	0.0	0.0	15:02	0.0	0.0	-
15:03	0.0	0.0	15:03	0.0	0.0	-
15:04	0.0	0.0	15:04	0.0	0.0	-
15:05	0.0	0.0	15:05	0.0	0.0	-
15:06	0.0	0.0	15:06	0.0	0.0	-
15:07	0.0	0.0	15:07	0.0	0.0	-
15:08	0.0	0.0	15:08	0.0	0.0	-
15:09	0.0	0.0	15:09	0.0	0.0	-
15:10	0.0	0.0	15:10	0.0	0.0	-
15:11	0.0	0.0	15:11	0.0	0.0	-
15:12	0.0	0.0	15:12	0.0	0.0	-
15:13	0.0	0.0	15:13	0.0	0.0	-
15:14	0.0	0.0	15:14	0.0	0.0	-
15:15	0.0	0.0	15:15	0.0	0.0	-
15:16	0.0	0.0	15:16	0.0	0.0	-
15:17	0.0	0.0	15:17	0.0	0.0	-

Grand Union Bowling Alley Site
BCP #360222
150 Westchester Avenue, Port Chester
January 16, 2025

PID DATA						
Upwind			Downwind			
Time	Concentration (ppm)	15-Min Avg Concentration (ppm)	Time	Concentration (ppm)	15-Min Avg Concentration (ppm)	Exceeds VOC Alarm Limit
15:18	0.0	0.0	15:18	0.0	0.0	-
15:19	0.0	0.0	15:19	0.0	0.0	-
15:20	0.0	0.0	15:20	0.0	0.0	-
15:21	0.0	0.0	15:21	0.0	0.0	-
15:22	0.0	0.0	15:22	0.0	0.0	-
15:23	0.0	0.0	15:23	0.0	0.0	-
15:24	0.0	0.0	15:24	0.0	0.0	-
15:25	0.0	0.0	15:25	0.0	0.0	-
15:26	0.0	0.0	15:26	0.0	0.0	-
15:27	0.0	0.0	15:27	0.0	0.0	-
15:28	0.0	0.0	15:28	0.0	0.0	-
15:29	0.0	0.0	15:29	0.0	0.0	-
15:30	0.0	0.0	15:30	0.0	0.0	-
15:31	0.0	0.0	15:31	0.0	0.0	-
15:32	0.0	0.0	15:32	0.0	0.0	-
15:33	0.0	0.0	15:33	0.0	0.0	-
15:34	0.0	0.0	15:34	0.0	0.0	-
15:35	0.0	0.0	15:35	0.0	0.0	-
15:36	0.0	0.0	15:36	0.0	0.0	-
15:37	0.0	0.0	15:37	0.0	0.0	-
15:38	0.0	0.0	15:38	0.0	0.0	-
15:39	0.0	0.0	15:39	0.0	0.0	-
15:40	0.0	0.0	15:40	0.0	0.0	-
15:41	0.0	0.0	15:41	0.0	0.0	-
15:42	0.0	0.0	15:42	0.0	0.0	-
15:43	0.0	0.0	15:43	0.0	0.0	-
15:44	0.0	0.0	15:44	0.0	0.0	-
15:45	0.0	0.0	15:45	0.0	0.0	-
15:46	0.0	0.0	15:46	0.0	0.0	-
15:47	0.0	0.0	15:47	0.0	0.0	-
15:48	0.0	0.0	15:48	0.0	0.0	-
15:49	0.0	0.0	15:49	0.0	0.0	-
15:50	0.0	0.0	15:50	0.0	0.0	-
15:51	0.0	0.0	15:51	0.0	0.0	-
15:52	0.0	0.0	15:52	0.0	0.0	-
15:53	0.0	0.0	15:53	0.0	0.0	-
15:54	0.0	0.0	15:54	0.0	0.0	-
15:55	0.0	0.0	15:55	0.0	0.0	-
15:56	0.0	0.0	15:56	0.0	0.0	-

SESI CONSULTING ENGINEERS

959 US-46 Floor 3, Suite 300 - Parsippany-Troy Hills, NJ

DAILY AIR MONITORING REPORT
150 Westchester Avenue
Port Chester, New York

01/17/2025

Rev. No. 0 | Page 1 of 2

Project Number: 11895A

Dust Action Level: 150 µg/m^3

VOC Action Level: 5 ppm

Weather Data Range for Work Day		Wind Direction	W	Relative Humidity (%)	48.0 - 75.0	Daily Rain Total (in)	0.00	Readings in the summary table and graphs below are the reported downwind concentrations.
Temperature (°F)	31.0 - 42.0	Wind Speed (MPH)	2.4 - 4.9	Barometer (inHg)	30.00 - 30.10	Avg. Dew Point Temp (°F)	26.3	

Station Location	Daily Avg. Dust Concentration (µg/m^3)	Max 15-Min Dust Concentration (µg/m^3)	Time of Max Dust Reading	Daily Avg. VOC Concentration (ppm)	Max 15-Min VOC Concentration (ppm)	Time of Max VOC Reading
Upwind	36.9	61.7	10:28	0.0	0.0	10:03
Downwind	75.6	111.8	14:47	0.0	0.0	10:02

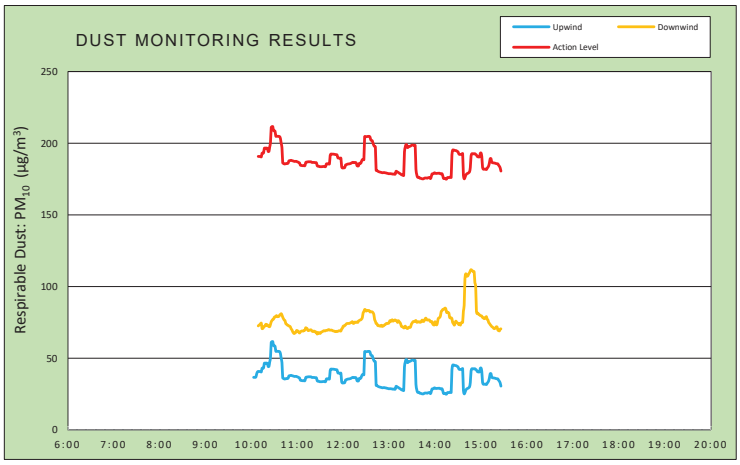

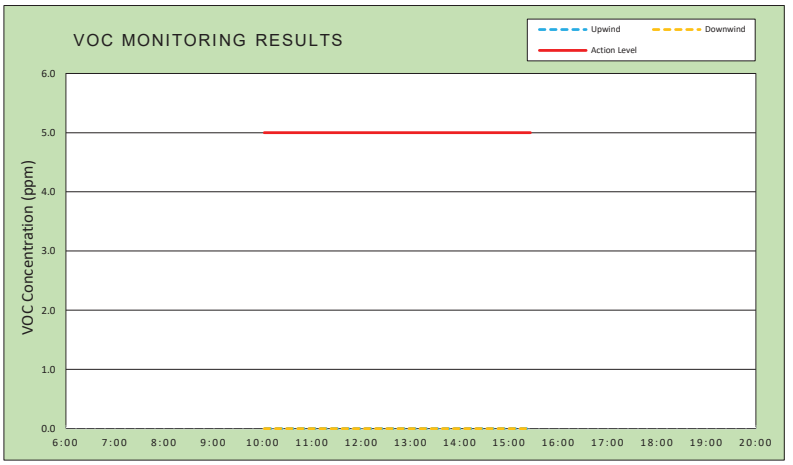

Air Monitoring Notes:

Weather Notes:

EMILCOTT
A Triumvirate Environmental Company

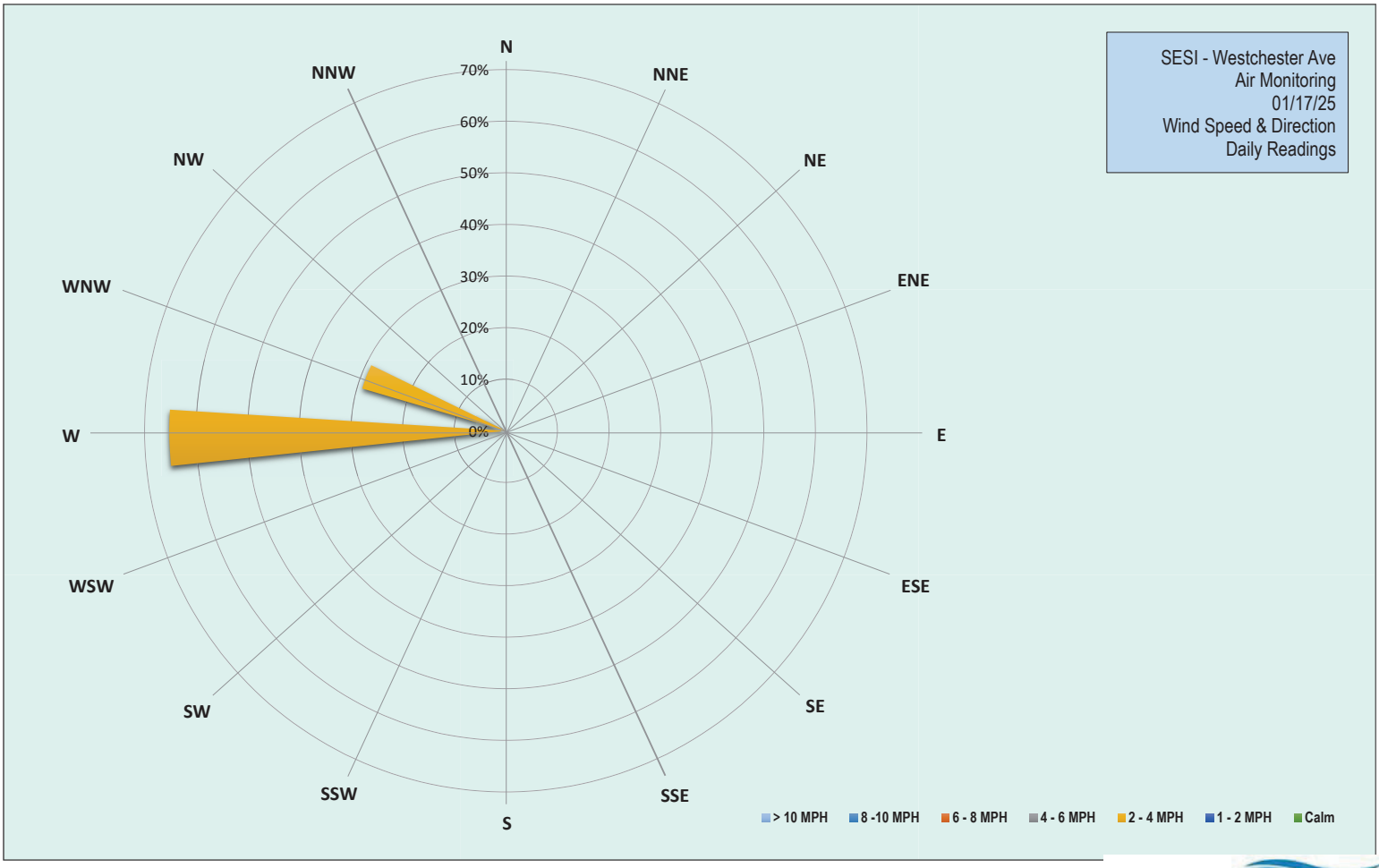

EMILCOTT
A Triumvirate Environmental Company

Grand Union Bowling Alley Site
BCP #360222
150 Westchester Avenue, Port Chester
January 17, 2025

Friday, January 17, 2025						
Number of Instances Where Downwind Particulates Exceeds Upwind Particulate + 150 =						0
Number of Comparable Data Points =						318
Start Time:						9:48
End Time:						15:26
PARTICULATE DATA						
Upwind			Downwind			Exceeds Particulate Alarm Limit
Time	Concentration (ug/m^3)	15-Min Avg Concentration (ug/m^3)	Time	Concentration (ug/m^3)	15-Min Avg Concentration (ug/m^3)	
9:48	36.3	-	9:48	-	-	-
9:49	35.3	-	9:49	-	-	-
9:50	35.3	-	9:50	-	-	-
9:51	34.8	-	9:51	-	-	-
9:52	36.3	-	9:52	-	-	-
9:53	37.0	-	9:53	-	-	-
9:54	36.0	-	9:54	0.0	-	-
9:55	35.8	-	9:55	57.8	-	-
9:56	35.3	-	9:56	58.0	-	-
9:57	36.5	-	9:57	59.3	-	-
9:58	38.8	-	9:58	59.3	-	-
9:59	40.0	-	9:59	133.8	-	-
10:00	36.5	-	10:00	78.5	-	-
10:01	38.3	-	10:01	61.5	-	-
10:02	37.8	-	10:02	63.8	-	-
10:03	37.0	36.7	10:03	64.3	-	-
10:04	36.0	36.7	10:04	63.8	-	-
10:05	34.3	36.7	10:05	78.8	-	-
10:06	39.5	37.0	10:06	67.0	-	-
10:07	68.5	39.1	10:07	83.3	-	-
10:08	56.8	40.5	10:08	83.5	-	-
10:09	41.5	40.8	10:09	76.3	72.6	-
10:10	35.3	40.8	10:10	65.8	73.1	-
10:11	35.3	40.8	10:11	63.8	73.5	-
10:12	34.5	40.7	10:12	68.0	74.1	-
10:13	35.8	40.5	10:13	66.8	74.6	-
10:14	79.3	43.1	10:14	75.3	70.7	-
10:15	35.8	43.0	10:15	81.3	70.9	-
10:16	42.8	43.3	10:16	72.0	71.6	-
10:17	86.8	46.6	10:17	77.3	72.5	-
10:18	36.3	46.5	10:18	65.3	72.5	-
10:19	37.3	46.6	10:19	82.5	73.8	-
10:20	34.5	46.6	10:20	67.0	73.0	-
10:21	35.5	46.4	10:21	72.5	73.4	-
10:22	36.8	44.3	10:22	71.3	72.6	-
10:23	57.8	44.3	10:23	76.8	72.1	-
10:24	89.0	47.5	10:24	75.3	72.0	-
10:25	79.5	50.4	10:25	89.8	73.6	-
10:26	196.5	61.2	10:26	91.3	75.5	-
10:27	37.8	61.4	10:27	81.3	76.4	-
10:28	39.8	61.7	10:28	78.3	77.1	-
10:29	36.0	58.8	10:29	77.8	77.3	-

Grand Union Bowling Alley Site
BCP #360222
150 Westchester Avenue, Port Chester
January 17, 2025

PARTICULATE DATA						
Upwind			Downwind			Exceeds Particulate Alarm Limit
Time	Concentration (ug/m^3)	15-Min Avg Concentration (ug/m^3)	Time	Concentration (ug/m^3)	15-Min Avg Concentration (ug/m^3)	
10:30	35.3	58.8	10:30	103.0	78.7	-
10:31	36.3	58.3	10:31	72.0	78.7	-
10:32	34.5	54.8	10:32	84.8	79.2	-
10:33	37.3	54.9	10:33	73.5	79.8	-
10:34	36.5	54.9	10:34	70.8	79.0	-
10:35	34.5	54.9	10:35	70.0	79.2	-
10:36	34.3	54.8	10:36	71.8	79.2	-
10:37	34.0	54.6	10:37	87.0	80.2	-
10:38	38.3	53.3	10:38	80.5	80.5	-
10:39	37.5	49.9	10:39	85.5	81.1	-
10:40	36.3	47.0	10:40	74.5	80.1	-
10:41	36.0	36.3	10:41	69.5	78.7	-
10:42	33.8	36.0	10:42	64.3	77.5	-
10:43	33.8	35.6	10:43	65.0	76.7	-
10:44	35.5	35.6	10:44	71.8	76.3	-
10:45	38.8	35.8	10:45	71.5	74.2	-
10:46	35.5	35.8	10:46	67.0	73.8	-
10:47	38.3	36.0	10:47	75.0	73.2	-
10:48	37.5	36.0	10:48	71.0	73.0	-
10:49	61.0	37.7	10:49	63.3	72.5	-
10:50	37.3	37.8	10:50	68.0	72.4	-
10:51	36.3	38.0	10:51	64.3	71.9	-
10:52	35.8	38.1	10:52	66.3	70.5	-
10:53	35.3	37.9	10:53	71.3	69.9	-
10:54	35.0	37.7	10:54	65.8	68.6	-
10:55	34.3	37.6	10:55	62.3	67.7	-
10:56	32.8	37.4	10:56	62.0	67.2	-
10:57	33.0	37.3	10:57	73.3	67.8	-
10:58	34.8	37.4	10:58	66.5	67.9	-
10:59	34.5	37.3	10:59	93.3	69.4	-
11:00	34.5	37.0	11:00	70.0	69.3	-
11:01	32.8	36.9	11:01	61.8	68.9	-
11:02	32.8	36.5	11:02	63.0	68.1	-
11:03	33.8	36.2	11:03	63.5	67.6	-
11:04	38.5	34.7	11:04	75.3	68.4	-
11:05	34.5	34.6	11:05	73.8	68.8	-
11:06	34.3	34.4	11:06	68.0	69.1	-
11:07	34.8	34.4	11:07	65.5	69.0	-
11:08	35.5	34.4	11:08	71.5	69.0	-
11:09	34.8	34.4	11:09	73.0	69.5	-
11:10	33.3	34.3	11:10	63.5	69.6	-
11:11	66.0	36.5	11:11	88.0	71.3	-
11:12	38.8	36.9	11:12	66.5	70.9	-
11:13	34.3	36.9	11:13	63.0	70.6	-
11:14	37.8	37.1	11:14	74.0	69.4	-
11:15	34.8	37.1	11:15	70.0	69.4	-
11:16	32.8	37.1	11:16	65.8	69.6	-
11:17	32.5	37.1	11:17	65.8	69.8	-
11:18	33.3	37.0	11:18	64.0	69.8	-

Grand Union Bowling Alley Site
BCP #360222
150 Westchester Avenue, Port Chester
January 17, 2025

PARTICULATE DATA						
Upwind			Downwind			Exceeds Particulate Alarm Limit
Time	Concentration (ug/m^3)	15-Min Avg Concentration (ug/m^3)	Time	Concentration (ug/m^3)	15-Min Avg Concentration (ug/m^3)	
11:19	32.8	36.7	11:19	66.0	69.2	-
11:20	34.0	36.6	11:20	65.5	68.7	-
11:21	34.3	36.6	11:21	69.5	68.8	-
11:22	34.8	36.6	11:22	69.0	69.0	-
11:23	33.8	36.5	11:23	64.8	68.6	-
11:24	33.8	36.4	11:24	67.3	68.2	-
11:25	33.0	36.4	11:25	65.0	68.3	-
11:26	35.0	34.4	11:26	66.8	66.9	-
11:27	33.3	34.0	11:27	76.8	67.5	-
11:28	34.3	34.0	11:28	69.5	68.0	-
11:29	33.3	33.7	11:29	66.8	67.5	-
11:30	34.3	33.7	11:30	67.5	67.3	-
11:31	32.5	33.6	11:31	78.0	68.1	-
11:32	32.8	33.7	11:32	69.3	68.4	-
11:33	34.0	33.7	11:33	68.8	68.7	-
11:34	34.5	33.8	11:34	71.0	69.0	-
11:35	32.8	33.7	11:35	69.3	69.3	-
11:36	33.3	33.7	11:36	66.3	69.1	-
11:37	34.5	33.7	11:37	72.0	69.3	-
11:38	63.5	35.6	11:38	68.0	69.5	-
11:39	33.3	35.6	11:39	67.8	69.5	-
11:40	34.3	35.7	11:40	68.3	69.7	-
11:41	32.8	35.5	11:41	72.0	70.1	-
11:42	32.8	35.5	11:42	71.5	69.7	-
11:43	124.3	41.5	11:43	68.0	69.6	-
11:44	47.8	42.5	11:44	67.3	69.7	-
11:45	33.0	42.4	11:45	67.3	69.6	-
11:46	32.8	42.4	11:46	72.8	69.3	-
11:47	32.8	42.4	11:47	66.5	69.1	-
11:48	33.0	42.3	11:48	67.0	69.0	-
11:49	32.8	42.2	11:49	67.0	68.7	-
11:50	31.3	42.1	11:50	67.3	68.6	-
11:51	31.8	42.0	11:51	70.5	68.9	-
11:52	32.0	41.9	11:52	68.8	68.7	-
11:53	32.5	39.8	11:53	70.5	68.8	-
11:54	32.0	39.7	11:54	72.3	69.1	-
11:55	32.8	39.6	11:55	69.5	69.2	-
11:56	32.5	39.6	11:56	70.3	69.1	-
11:57	33.5	39.6	11:57	70.0	69.0	-
11:58	32.5	33.5	11:58	90.8	70.5	-
11:59	36.3	32.8	11:59	74.3	71.0	-
12:00	33.8	32.8	12:00	89.8	72.5	-
12:01	33.3	32.8	12:01	71.8	72.4	-
12:02	35.5	33.0	12:02	72.5	72.8	-
12:03	60.0	34.8	12:03	74.3	73.3	-
12:04	35.3	35.0	12:04	76.5	73.9	-
12:05	36.0	35.3	12:05	72.3	74.3	-
12:06	34.5	35.5	12:06	70.8	74.3	-
12:07	33.3	35.6	12:07	69.5	74.3	-

Grand Union Bowling Alley Site
BCP #360222
150 Westchester Avenue, Port Chester
January 17, 2025

PARTICULATE DATA						
Upwind			Downwind			Exceeds Particulate Alarm Limit
Time	Concentration (ug/m^3)	15-Min Avg Concentration (ug/m^3)	Time	Concentration (ug/m^3)	15-Min Avg Concentration (ug/m^3)	
12:08	33.5	35.6	12:08	70.5	74.3	-
12:09	34.3	35.8	12:09	76.5	74.6	-
12:10	35.5	36.0	12:10	74.0	74.9	-
12:11	37.8	36.3	12:11	73.8	75.1	-
12:12	37.0	36.6	12:12	76.5	75.6	-
12:13	34.8	36.7	12:13	72.3	74.3	-
12:14	31.8	36.4	12:14	76.3	74.5	-
12:15	36.3	36.6	12:15	101.5	75.3	-
12:16	33.3	36.6	12:16	70.3	75.2	-
12:17	30.5	36.2	12:17	72.5	75.2	-
12:18	32.3	34.4	12:18	76.5	75.3	-
12:19	31.3	34.1	12:19	71.5	75.0	-
12:20	38.0	34.3	12:20	87.0	76.0	-
12:21	59.8	35.9	12:21	76.5	76.3	-
12:22	35.5	36.1	12:22	74.5	76.7	-
12:23	33.0	36.1	12:23	73.0	76.8	-
12:24	56.0	37.5	12:24	85.0	77.4	-
12:25	51.0	38.5	12:25	89.0	78.4	-
12:26	41.0	38.8	12:26	122.3	81.6	-
12:27	32.0	38.4	12:27	90.5	82.6	-
12:28	278.5	54.7	12:28	93.5	84.0	-
12:29	32.3	54.7	12:29	74.0	83.8	-
12:30	34.0	54.6	12:30	87.3	82.9	-
12:31	34.5	54.6	12:31	77.8	83.4	-
12:32	32.5	54.8	12:32	72.3	83.4	-
12:33	32.5	54.8	12:33	76.0	83.3	-
12:34	31.5	54.8	12:34	70.0	83.2	-
12:35	30.8	54.3	12:35	72.8	82.3	-
12:36	30.5	52.4	12:36	80.0	82.5	-
12:37	29.3	52.0	12:37	73.0	82.4	-
12:38	29.3	51.7	12:38	72.0	82.4	-
12:39	29.0	49.9	12:39	75.0	81.7	-
12:40	30.3	48.5	12:40	72.5	80.6	-
12:41	29.3	47.7	12:41	69.5	77.1	-
12:42	30.8	47.7	12:42	72.3	75.9	-
12:43	29.5	31.1	12:43	69.0	74.2	-
12:44	30.8	31.0	12:44	72.5	74.1	-
12:45	28.5	30.6	12:45	69.5	72.9	-
12:46	29.5	30.3	12:46	74.0	72.7	-
12:47	29.5	30.1	12:47	73.3	72.8	-
12:48	30.0	29.9	12:48	71.5	72.5	-
12:49	29.3	29.7	12:49	69.5	72.4	-
12:50	29.0	29.6	12:50	82.8	73.1	-
12:51	27.8	29.4	12:51	67.0	72.2	-
12:52	29.8	29.5	12:52	77.0	72.5	-
12:53	30.5	29.6	12:53	75.3	72.7	-
12:54	28.3	29.5	12:54	84.8	73.4	-
12:55	28.0	29.4	12:55	74.5	73.5	-
12:56	28.3	29.3	12:56	80.3	74.2	-

Grand Union Bowling Alley Site
BCP #360222
150 Westchester Avenue, Port Chester
January 17, 2025

PARTICULATE DATA						
Upwind			Downwind			Exceeds Particulate Alarm Limit
Time	Concentration (ug/m^3)	15-Min Avg Concentration (ug/m^3)	Time	Concentration (ug/m^3)	15-Min Avg Concentration (ug/m^3)	
12:57	27.8	29.1	12:57	72.8	74.2	-
12:58	28.3	29.0	12:58	72.8	74.5	-
12:59	27.8	28.8	12:59	69.3	74.3	-
13:00	27.5	28.7	13:00	79.8	75.0	-
13:01	30.5	28.8	13:01	93.8	76.3	-
13:02	28.8	28.8	13:02	68.8	76.0	-
13:03	28.8	28.7	13:03	69.8	75.9	-
13:04	28.0	28.6	13:04	85.0	76.9	-
13:05	26.8	28.4	13:05	68.3	75.9	-
13:06	29.5	28.6	13:06	71.3	76.2	-
13:07	27.3	28.4	13:07	83.3	76.6	-
13:08	31.3	28.4	13:08	76.8	76.7	-
13:09	58.8	30.5	13:09	77.8	76.3	-
13:10	24.5	30.2	13:10	71.5	76.1	-
13:11	23.0	29.9	13:11	64.3	75.0	-
13:12	23.5	29.6	13:12	92.0	76.3	-
13:13	22.0	29.2	13:13	61.8	75.5	-
13:14	23.3	28.9	13:14	61.3	75.0	-
13:15	22.0	28.5	13:15	65.5	74.1	-
13:16	24.0	28.1	13:16	67.5	72.3	-
13:17	25.3	27.9	13:17	64.3	72.0	-
13:18	27.0	27.7	13:18	67.0	71.8	-
13:19	23.5	27.4	13:19	75.5	71.2	-
13:20	275.3	44.0	13:20	70.3	71.3	-
13:21	77.5	47.2	13:21	88.3	72.5	-
13:22	54.8	49.0	13:22	69.3	71.5	-
13:23	28.0	48.8	13:23	69.5	71.0	-
13:24	30.3	46.9	13:24	72.8	70.7	-
13:25	32.8	47.5	13:25	81.8	71.4	-
13:26	26.0	47.7	13:26	68.8	71.7	-
13:27	26.3	47.9	13:27	89.3	71.5	-
13:28	25.5	48.1	13:28	66.8	71.8	-
13:29	28.5	48.4	13:29	89.8	73.7	-
13:30	25.8	48.7	13:30	77.8	74.6	-
13:31	24.5	48.7	13:31	80.3	75.4	-
13:32	23.3	48.6	13:32	68.3	75.7	-
13:33	23.3	48.3	13:33	65.3	75.6	-
13:34	26.5	48.5	13:34	82.5	76.0	-
13:35	25.8	31.9	13:35	75.3	76.4	-
13:36	23.5	28.3	13:36	69.5	75.1	-
13:37	26.8	26.4	13:37	71.3	75.2	-
13:38	23.3	26.1	13:38	71.0	75.3	-
13:39	33.0	26.3	13:39	76.5	75.6	-
13:40	22.8	25.6	13:40	75.0	75.1	-
13:41	24.8	25.6	13:41	69.3	75.2	-
13:42	24.0	25.4	13:42	95.3	75.6	-
13:43	22.5	25.2	13:43	83.0	76.7	-
13:44	27.8	25.2	13:44	82.3	76.2	-
13:45	27.0	25.2	13:45	69.8	75.6	-

Grand Union Bowling Alley Site
BCP #360222
150 Westchester Avenue, Port Chester
January 17, 2025

PARTICULATE DATA						
Upwind			Downwind			Exceeds Particulate Alarm Limit
Time	Concentration (ug/m^3)	15-Min Avg Concentration (ug/m^3)	Time	Concentration (ug/m^3)	15-Min Avg Concentration (ug/m^3)	
13:46	30.5	25.6	13:46	92.3	76.4	-
13:47	24.8	25.7	13:47	84.5	77.5	-
13:48	24.0	25.8	13:48	72.8	78.0	-
13:49	25.5	25.7	13:49	66.3	76.9	-
13:50	24.8	25.7	13:50	71.5	76.7	-
13:51	28.3	26.0	13:51	70.0	76.7	-
13:52	28.0	26.1	13:52	72.5	76.8	-
13:53	23.0	26.0	13:53	64.8	76.4	-
13:54	21.8	25.3	13:54	63.5	75.5	-
13:55	43.8	26.7	13:55	74.3	75.5	-
13:56	54.0	28.6	13:56	71.0	75.6	-
13:57	23.5	28.6	13:57	70.0	73.9	-
13:58	26.3	28.9	13:58	74.8	73.3	-
13:59	35.3	29.4	13:59	81.3	73.3	-
14:00	25.0	29.2	14:00	103.8	75.5	-
14:01	26.0	28.9	14:01	70.0	74.1	-
14:02	25.5	29.0	14:02	72.3	73.2	-
14:03	25.0	29.0	14:03	94.3	74.7	-
14:04	25.5	29.0	14:04	109.3	77.5	-
14:05	25.8	29.1	14:05	80.8	78.2	-
14:06	27.3	29.0	14:06	75.5	78.5	-
14:07	22.3	28.7	14:07	89.0	79.6	-
14:08	23.8	28.7	14:08	109.8	82.6	-
14:09	23.0	28.8	14:09	71.5	83.2	-
14:10	23.5	27.4	14:10	88.0	84.1	-
14:11	23.5	25.4	14:11	72.3	84.2	-
14:12	24.3	25.5	14:12	75.3	84.5	-
14:13	27.5	25.5	14:13	83.3	85.1	-
14:14	27.5	25.0	14:14	72.8	84.5	-
14:15	24.8	25.0	14:15	66.0	82.0	-
14:16	41.0	26.0	14:16	73.8	82.2	-
14:17	27.0	26.1	14:17	64.5	81.7	-
14:18	24.8	26.1	14:18	93.0	81.6	-
14:19	28.8	26.3	14:19	61.5	78.5	-
14:20	27.0	26.4	14:20	75.8	78.1	-
14:21	22.5	26.1	14:21	77.5	78.3	-
14:22	259.5	41.9	14:22	80.0	77.7	-
14:23	74.8	45.3	14:23	66.8	74.8	-
14:24	23.3	45.3	14:24	68.3	74.6	-
14:25	21.5	45.2	14:25	65.8	73.1	-
14:26	20.3	45.0	14:26	88.5	74.2	-
14:27	23.5	44.9	14:27	101.5	75.9	-
14:28	24.8	44.7	14:28	74.3	75.3	-
14:29	21.3	44.3	14:29	63.8	74.7	-
14:30	19.5	44.0	14:30	60.0	74.3	-
14:31	20.5	42.6	14:31	60.8	73.5	-
14:32	21.3	42.2	14:32	76.8	74.3	-
14:33	25.5	42.3	14:33	75.5	73.1	-
14:34	28.5	42.2	14:34	84.3	74.6	-

Grand Union Bowling Alley Site
BCP #360222
150 Westchester Avenue, Port Chester
January 17, 2025

PARTICULATE DATA						
Upwind			Downwind			Exceeds Particulate Alarm Limit
Time	Concentration (ug/m^3)	15-Min Avg Concentration (ug/m^3)	Time	Concentration (ug/m^3)	15-Min Avg Concentration (ug/m^3)	
14:35	29.0	42.4	14:35	81.5	75.0	-
14:36	30.3	42.9	14:36	77.5	75.0	-
14:37	31.3	27.7	14:37	200.3	83.0	-
14:38	38.0	25.2	14:38	125.5	86.9	-
14:39	35.8	26.1	14:39	347.5	105.6	-
14:40	44.3	27.6	14:40	116.3	108.9	-
14:41	33.3	28.4	14:41	70.8	107.7	-
14:42	30.0	28.9	14:42	94.0	107.2	-
14:43	27.8	29.1	14:43	80.8	107.7	-
14:44	28.0	29.5	14:44	83.3	109.0	-
14:45	28.5	30.1	14:45	71.0	109.7	-
14:46	64.3	33.0	14:46	80.3	111.0	-
14:47	143.0	41.2	14:47	89.0	111.8	-
14:48	48.3	42.7	14:48	68.0	111.3	-
14:49	28.5	42.7	14:49	79.0	111.0	-
14:50	29.3	42.7	14:50	72.8	110.4	-
14:51	28.3	42.6	14:51	78.5	110.5	-
14:52	34.3	42.8	14:52	82.8	102.6	-
14:53	30.3	42.2	14:53	95.3	100.6	-
14:54	29.5	41.8	14:54	78.3	82.7	-
14:55	29.8	40.9	14:55	92.5	81.1	-
14:56	28.3	40.5	14:56	77.3	81.5	-
14:57	29.0	40.5	14:57	79.5	80.5	-
14:58	28.5	40.5	14:58	78.5	80.4	-
14:59	64.3	42.9	14:59	74.3	79.8	-
15:00	32.8	43.2	15:00	69.3	79.7	-
15:01	28.3	40.8	15:01	76.3	79.4	-
15:02	29.0	33.2	15:02	73.8	78.4	-
15:03	29.0	31.9	15:03	66.8	78.3	-
15:04	28.3	31.9	15:04	68.8	77.6	-
15:05	30.0	32.0	15:05	81.5	78.2	-
15:06	28.8	32.0	15:06	77.3	78.1	-
15:07	29.0	31.6	15:07	97.5	79.1	-
15:08	43.8	32.5	15:08	66.8	77.2	-
15:09	40.8	33.3	15:09	71.5	76.8	-
15:10	45.0	34.3	15:10	66.0	75.0	-
15:11	60.0	36.4	15:11	67.3	74.3	-
15:12	71.3	39.2	15:12	66.8	73.5	-
15:13	29.0	39.3	15:13	69.0	72.8	-
15:14	28.0	36.9	15:14	63.8	72.1	-
15:15	26.3	36.4	15:15	63.8	71.8	-
15:16	26.8	36.3	15:16	68.5	71.3	-
15:17	28.0	36.3	15:17	65.3	70.7	-
15:18	27.0	36.1	15:18	68.3	70.8	-
15:19	26.3	36.0	15:19	76.8	71.3	-
15:20	26.5	35.8	15:20	91.5	72.0	-
15:21	28.0	35.7	15:21	74.8	71.8	-
15:22	27.5	35.6	15:22	64.5	69.6	-
15:23	29.8	34.7	15:23	65.0	69.5	-

Grand Union Bowling Alley Site
BCP #360222
150 Westchester Avenue, Port Chester
January 17, 2025

PARTICULATE DATA						
Upwind			Downwind			Exceeds Particulate Alarm Limit
Time	Concentration (ug/m^3)	15-Min Avg Concentration (ug/m^3)	Time	Concentration (ug/m^3)	15-Min Avg Concentration (ug/m^3)	
15:24	29.5	33.9	15:24	64.8	69.1	-
15:25	28.5	32.8	15:25	85.3	70.3	-
15:26	26.5	30.6	15:26	70.0	70.5	-

Grand Union Bowling Alley Site
BCP #360222
150 Westchester Avenue, Port Chester
January 17, 2025

Friday, January 17, 2025						
Number of Instances Where Downwind VOCs Exceeds Upwind VOCs + 5 =						0
Number of Comparable Data Points =						324
Start Time:						9:47
End Time:						15:26
PID DATA						
Upwind			Downwind			
Time	Concentration (ppm)	15-Min Avg Concentration (ppm)	Time	Concentration (ppm)	15-Min Avg Concentration (ppm)	Exceeds VOC Alarm Limit
9:47	-	-	9:47	0.0	-	-
9:48	0.0	-	9:48	0.0	-	-
9:49	0.0	-	9:49	0.0	-	-
9:50	0.0	-	9:50	0.0	-	-
9:51	0.0	-	9:51	0.0	-	-
9:52	0.0	-	9:52	0.0	-	-
9:53	0.0	-	9:53	0.0	-	-
9:54	0.0	-	9:54	0.0	-	-
9:55	0.0	-	9:55	0.0	-	-
9:56	0.0	-	9:56	0.0	-	-
9:57	0.0	-	9:57	0.0	-	-
9:58	0.0	-	9:58	0.0	-	-
9:59	0.0	-	9:59	0.0	-	-
10:00	0.0	-	10:00	0.0	-	-
10:01	0.0	-	10:01	0.0	-	-
10:02	0.0	-	10:02	0.0	0.0	-
10:03	0.0	0.0	10:03	0.0	0.0	-
10:04	0.0	0.0	10:04	0.0	0.0	-
10:05	0.0	0.0	10:05	0.0	0.0	-
10:06	0.0	0.0	10:06	0.0	0.0	-
10:07	0.0	0.0	10:07	0.0	0.0	-
10:08	0.0	0.0	10:08	0.0	0.0	-
10:09	0.0	0.0	10:09	0.0	0.0	-
10:10	0.0	0.0	10:10	0.0	0.0	-
10:11	0.0	0.0	10:11	0.0	0.0	-
10:12	0.0	0.0	10:12	0.0	0.0	-
10:13	0.0	0.0	10:13	0.0	0.0	-
10:14	0.0	0.0	10:14	0.0	0.0	-
10:15	0.0	0.0	10:15	0.0	0.0	-
10:16	0.0	0.0	10:16	0.0	0.0	-
10:17	0.0	0.0	10:17	0.0	0.0	-
10:18	0.0	0.0	10:18	0.0	0.0	-
10:19	0.0	0.0	10:19	0.0	0.0	-
10:20	0.0	0.0	10:20	0.0	0.0	-
10:21	0.0	0.0	10:21	0.0	0.0	-
10:22	0.0	0.0	10:22	0.0	0.0	-
10:23	0.0	0.0	10:23	0.0	0.0	-
10:24	0.0	0.0	10:24	0.0	0.0	-
10:25	0.0	0.0	10:25	0.0	0.0	-
10:26	0.0	0.0	10:26	0.0	0.0	-
10:27	0.0	0.0	10:27	0.0	0.0	-
10:28	0.0	0.0	10:28	0.0	0.0	-
10:29	0.0	0.0	10:29	0.0	0.0	-

Grand Union Bowling Alley Site
BCP #360222
150 Westchester Avenue, Port Chester
January 17, 2025

PID DATA						
Upwind			Downwind			
Time	Concentration (ppm)	15-Min Avg Concentration (ppm)	Time	Concentration (ppm)	15-Min Avg Concentration (ppm)	Exceeds VOC Alarm Limit
10:30	0.0	0.0	10:30	0.0	0.0	-
10:31	0.0	0.0	10:31	0.0	0.0	-
10:32	0.0	0.0	10:32	0.0	0.0	-
10:33	0.0	0.0	10:33	0.0	0.0	-
10:34	0.0	0.0	10:34	0.0	0.0	-
10:35	0.0	0.0	10:35	0.0	0.0	-
10:36	0.0	0.0	10:36	0.0	0.0	-
10:37	0.0	0.0	10:37	0.0	0.0	-
10:38	0.0	0.0	10:38	0.0	0.0	-
10:39	0.0	0.0	10:39	0.0	0.0	-
10:40	0.0	0.0	10:40	0.0	0.0	-
10:41	0.0	0.0	10:41	0.0	0.0	-
10:42	0.0	0.0	10:42	0.0	0.0	-
10:43	0.0	0.0	10:43	0.0	0.0	-
10:44	0.0	0.0	10:44	0.0	0.0	-
10:45	0.0	0.0	10:45	0.0	0.0	-
10:46	0.0	0.0	10:46	0.0	0.0	-
10:47	0.0	0.0	10:47	0.0	0.0	-
10:48	0.0	0.0	10:48	0.0	0.0	-
10:49	0.0	0.0	10:49	0.0	0.0	-
10:50	0.0	0.0	10:50	0.0	0.0	-
10:51	0.0	0.0	10:51	0.0	0.0	-
10:52	0.0	0.0	10:52	0.0	0.0	-
10:53	0.0	0.0	10:53	0.0	0.0	-
10:54	0.0	0.0	10:54	0.0	0.0	-
10:55	0.0	0.0	10:55	0.0	0.0	-
10:56	0.0	0.0	10:56	0.0	0.0	-
10:57	0.0	0.0	10:57	0.0	0.0	-
10:58	0.0	0.0	10:58	0.0	0.0	-
10:59	0.0	0.0	10:59	0.0	0.0	-
11:00	0.0	0.0	11:00	0.0	0.0	-
11:01	0.0	0.0	11:01	0.0	0.0	-
11:02	0.0	0.0	11:02	0.0	0.0	-
11:03	0.0	0.0	11:03	0.0	0.0	-
11:04	0.0	0.0	11:04	0.0	0.0	-
11:05	0.0	0.0	11:05	0.0	0.0	-
11:06	0.0	0.0	11:06	0.0	0.0	-
11:07	0.0	0.0	11:07	0.0	0.0	-
11:08	0.0	0.0	11:08	0.0	0.0	-
11:09	0.0	0.0	11:09	0.0	0.0	-
11:10	0.0	0.0	11:10	0.0	0.0	-
11:11	0.0	0.0	11:11	0.0	0.0	-
11:12	0.0	0.0	11:12	0.0	0.0	-
11:13	0.0	0.0	11:13	0.0	0.0	-
11:14	0.0	0.0	11:14	0.0	0.0	-
11:15	0.0	0.0	11:15	0.0	0.0	-
11:16	0.0	0.0	11:16	0.0	0.0	-
11:17	0.0	0.0	11:17	0.0	0.0	-

Grand Union Bowling Alley Site
BCP #360222
150 Westchester Avenue, Port Chester
January 17, 2025

PID DATA						
Upwind			Downwind			
Time	Concentration (ppm)	15-Min Avg Concentration (ppm)	Time	Concentration (ppm)	15-Min Avg Concentration (ppm)	Exceeds VOC Alarm Limit
11:18	0.0	0.0	11:18	0.0	0.0	-
11:19	0.0	0.0	11:19	0.0	0.0	-
11:20	0.0	0.0	11:20	0.0	0.0	-
11:21	0.0	0.0	11:21	0.0	0.0	-
11:22	0.0	0.0	11:22	0.0	0.0	-
11:23	0.0	0.0	11:23	0.0	0.0	-
11:24	0.0	0.0	11:24	0.0	0.0	-
11:25	0.0	0.0	11:25	0.0	0.0	-
11:26	0.0	0.0	11:26	0.0	0.0	-
11:27	0.0	0.0	11:27	0.0	0.0	-
11:28	0.0	0.0	11:28	0.0	0.0	-
11:29	0.0	0.0	11:29	0.0	0.0	-
11:30	0.0	0.0	11:30	0.0	0.0	-
11:31	0.0	0.0	11:31	0.0	0.0	-
11:32	0.0	0.0	11:32	0.0	0.0	-
11:33	0.0	0.0	11:33	0.0	0.0	-
11:34	0.0	0.0	11:34	0.0	0.0	-
11:35	0.0	0.0	11:35	0.0	0.0	-
11:36	0.0	0.0	11:36	0.0	0.0	-
11:37	0.0	0.0	11:37	0.0	0.0	-
11:38	0.0	0.0	11:38	0.0	0.0	-
11:39	0.0	0.0	11:39	0.0	0.0	-
11:40	0.0	0.0	11:40	0.0	0.0	-
11:41	0.0	0.0	11:41	0.0	0.0	-
11:42	0.0	0.0	11:42	0.0	0.0	-
11:43	0.0	0.0	11:43	0.0	0.0	-
11:44	0.0	0.0	11:44	0.0	0.0	-
11:45	0.0	0.0	11:45	0.0	0.0	-
11:46	0.0	0.0	11:46	0.0	0.0	-
11:47	0.0	0.0	11:47	0.0	0.0	-
11:48	0.0	0.0	11:48	0.0	0.0	-
11:49	0.0	0.0	11:49	0.0	0.0	-
11:50	0.0	0.0	11:50	0.0	0.0	-
11:51	0.0	0.0	11:51	0.0	0.0	-
11:52	0.0	0.0	11:52	0.0	0.0	-
11:53	0.0	0.0	11:53	0.0	0.0	-
11:54	0.0	0.0	11:54	0.0	0.0	-
11:55	0.0	0.0	11:55	0.0	0.0	-
11:56	0.0	0.0	11:56	0.0	0.0	-
11:57	0.0	0.0	11:57	0.0	0.0	-
11:58	0.0	0.0	11:58	0.0	0.0	-
11:59	0.0	0.0	11:59	0.0	0.0	-
12:00	0.0	0.0	12:00	0.0	0.0	-
12:01	0.0	0.0	12:01	0.0	0.0	-
12:02	0.0	0.0	12:02	0.0	0.0	-
12:03	0.0	0.0	12:03	0.0	0.0	-
12:04	0.0	0.0	12:04	0.0	0.0	-
12:05	0.0	0.0	12:05	0.0	0.0	-

Grand Union Bowling Alley Site
BCP #360222
150 Westchester Avenue, Port Chester
January 17, 2025

PID DATA						
Upwind			Downwind			
Time	Concentration (ppm)	15-Min Avg Concentration (ppm)	Time	Concentration (ppm)	15-Min Avg Concentration (ppm)	Exceeds VOC Alarm Limit
12:06	0.0	0.0	12:06	0.0	0.0	-
12:07	0.0	0.0	12:07	0.0	0.0	-
12:08	0.0	0.0	12:08	0.0	0.0	-
12:09	0.0	0.0	12:09	0.0	0.0	-
12:10	0.0	0.0	12:10	0.0	0.0	-
12:11	0.0	0.0	12:11	0.0	0.0	-
12:12	0.0	0.0	12:12	0.0	0.0	-
12:13	0.0	0.0	12:13	0.0	0.0	-
12:14	0.0	0.0	12:14	0.0	0.0	-
12:15	0.0	0.0	12:15	0.0	0.0	-
12:16	0.0	0.0	12:16	0.0	0.0	-
12:17	0.0	0.0	12:17	0.0	0.0	-
12:18	0.0	0.0	12:18	0.0	0.0	-
12:19	0.0	0.0	12:19	0.0	0.0	-
12:20	0.0	0.0	12:20	0.0	0.0	-
12:21	0.0	0.0	12:21	0.0	0.0	-
12:22	0.0	0.0	12:22	0.0	0.0	-
12:23	0.0	0.0	12:23	0.0	0.0	-
12:24	0.0	0.0	12:24	0.0	0.0	-
12:25	0.0	0.0	12:25	0.0	0.0	-
12:26	0.0	0.0	12:26	0.0	0.0	-
12:27	0.0	0.0	12:27	0.0	0.0	-
12:28	0.0	0.0	12:28	0.0	0.0	-
12:29	0.0	0.0	12:29	0.0	0.0	-
12:30	0.0	0.0	12:30	0.0	0.0	-
12:31	0.0	0.0	12:31	0.0	0.0	-
12:32	0.0	0.0	12:32	0.0	0.0	-
12:33	0.0	0.0	12:33	0.0	0.0	-
12:34	0.0	0.0	12:34	0.0	0.0	-
12:35	0.0	0.0	12:35	0.0	0.0	-
12:36	0.0	0.0	12:36	0.0	0.0	-
12:37	0.0	0.0	12:37	0.0	0.0	-
12:38	0.0	0.0	12:38	0.0	0.0	-
12:39	0.0	0.0	12:39	0.0	0.0	-
12:40	0.0	0.0	12:40	0.0	0.0	-
12:41	0.0	0.0	12:41	0.0	0.0	-
12:42	0.0	0.0	12:42	0.0	0.0	-
12:43	0.0	0.0	12:43	0.0	0.0	-
12:44	0.0	0.0	12:44	0.0	0.0	-
12:45	0.0	0.0	12:45	0.0	0.0	-
12:46	0.0	0.0	12:46	0.0	0.0	-
12:47	0.0	0.0	12:47	0.0	0.0	-
12:48	0.0	0.0	12:48	0.0	0.0	-
12:49	0.0	0.0	12:49	0.0	0.0	-
12:50	0.0	0.0	12:50	0.0	0.0	-
12:51	0.0	0.0	12:51	0.0	0.0	-
12:52	0.0	0.0	12:52	0.0	0.0	-
12:53	0.0	0.0	12:53	0.0	0.0	-

Grand Union Bowling Alley Site
BCP #360222
150 Westchester Avenue, Port Chester
January 17, 2025

PID DATA						
Upwind			Downwind			
Time	Concentration (ppm)	15-Min Avg Concentration (ppm)	Time	Concentration (ppm)	15-Min Avg Concentration (ppm)	Exceeds VOC Alarm Limit
12:54	0.0	0.0	12:54	0.0	0.0	-
12:55	0.0	0.0	12:55	0.0	0.0	-
12:56	0.0	0.0	12:56	0.0	0.0	-
12:57	0.0	0.0	12:57	0.0	0.0	-
12:58	0.0	0.0	12:58	0.0	0.0	-
12:59	0.0	0.0	12:59	0.0	0.0	-
13:00	0.0	0.0	13:00	0.0	0.0	-
13:01	0.0	0.0	13:01	0.0	0.0	-
13:02	0.0	0.0	13:02	0.0	0.0	-
13:03	0.0	0.0	13:03	0.0	0.0	-
13:04	0.0	0.0	13:04	0.0	0.0	-
13:05	0.0	0.0	13:05	0.0	0.0	-
13:06	0.0	0.0	13:06	0.0	0.0	-
13:07	0.0	0.0	13:07	0.0	0.0	-
13:08	0.0	0.0	13:08	0.0	0.0	-
13:09	0.0	0.0	13:09	0.0	0.0	-
13:10	0.0	0.0	13:10	0.0	0.0	-
13:11	0.0	0.0	13:11	0.0	0.0	-
13:12	0.0	0.0	13:12	0.0	0.0	-
13:13	0.0	0.0	13:13	0.0	0.0	-
13:14	0.0	0.0	13:14	0.0	0.0	-
13:15	0.0	0.0	13:15	0.0	0.0	-
13:16	0.0	0.0	13:16	0.0	0.0	-
13:17	0.0	0.0	13:17	0.0	0.0	-
13:18	0.0	0.0	13:18	0.0	0.0	-
13:19	0.0	0.0	13:19	0.0	0.0	-
13:20	0.0	0.0	13:20	0.0	0.0	-
13:21	0.0	0.0	13:21	0.0	0.0	-
13:22	0.0	0.0	13:22	0.0	0.0	-
13:23	0.0	0.0	13:23	0.0	0.0	-
13:24	0.0	0.0	13:24	0.0	0.0	-
13:25	0.0	0.0	13:25	0.0	0.0	-
13:26	0.0	0.0	13:26	0.0	0.0	-
13:27	0.0	0.0	13:27	0.0	0.0	-
13:28	0.0	0.0	13:28	0.0	0.0	-
13:29	0.0	0.0	13:29	0.0	0.0	-
13:30	0.0	0.0	13:30	0.0	0.0	-
13:31	0.0	0.0	13:31	0.0	0.0	-
13:32	0.0	0.0	13:32	0.0	0.0	-
13:33	0.0	0.0	13:33	0.0	0.0	-
13:34	0.0	0.0	13:34	0.0	0.0	-
13:35	0.0	0.0	13:35	0.0	0.0	-
13:36	0.0	0.0	13:36	0.0	0.0	-
13:37	0.0	0.0	13:37	0.0	0.0	-
13:38	0.0	0.0	13:38	0.0	0.0	-
13:39	0.0	0.0	13:39	0.0	0.0	-
13:40	0.0	0.0	13:40	0.0	0.0	-
13:41	0.0	0.0	13:41	0.0	0.0	-

Grand Union Bowling Alley Site
BCP #360222
150 Westchester Avenue, Port Chester
January 17, 2025

PID DATA						
Upwind			Downwind			
Time	Concentration (ppm)	15-Min Avg Concentration (ppm)	Time	Concentration (ppm)	15-Min Avg Concentration (ppm)	Exceeds VOC Alarm Limit
13:42	0.0	0.0	13:42	0.0	0.0	-
13:43	0.0	0.0	13:43	0.0	0.0	-
13:44	0.0	0.0	13:44	0.0	0.0	-
13:45	0.0	0.0	13:45	0.0	0.0	-
13:46	0.0	0.0	13:46	0.0	0.0	-
13:47	0.0	0.0	13:47	0.0	0.0	-
13:48	0.0	0.0	13:48	0.0	0.0	-
13:49	0.0	0.0	13:49	0.0	0.0	-
13:50	0.0	0.0	13:50	0.0	0.0	-
13:51	0.0	0.0	13:51	0.0	0.0	-
13:52	0.0	0.0	13:52	0.0	0.0	-
13:53	0.0	0.0	13:53	0.0	0.0	-
13:54	0.0	0.0	13:54	0.0	0.0	-
13:55	0.0	0.0	13:55	0.0	0.0	-
13:56	0.0	0.0	13:56	0.0	0.0	-
13:57	0.0	0.0	13:57	0.0	0.0	-
13:58	0.0	0.0	13:58	0.0	0.0	-
13:59	0.0	0.0	13:59	0.0	0.0	-
14:00	0.0	0.0	14:00	0.0	0.0	-
14:01	0.0	0.0	14:01	0.0	0.0	-
14:02	0.0	0.0	14:02	0.0	0.0	-
14:03	0.0	0.0	14:03	0.0	0.0	-
14:04	0.0	0.0	14:04	0.0	0.0	-
14:05	0.0	0.0	14:05	0.0	0.0	-
14:06	0.0	0.0	14:06	0.0	0.0	-
14:07	0.0	0.0	14:07	0.0	0.0	-
14:08	0.0	0.0	14:08	0.0	0.0	-
14:09	0.0	0.0	14:09	0.0	0.0	-
14:10	0.0	0.0	14:10	0.0	0.0	-
14:11	0.0	0.0	14:11	0.0	0.0	-
14:12	0.0	0.0	14:12	0.0	0.0	-
14:13	0.0	0.0	14:13	0.0	0.0	-
14:14	0.0	0.0	14:14	0.0	0.0	-
14:15	0.0	0.0	14:15	0.0	0.0	-
14:16	0.0	0.0	14:16	0.0	0.0	-
14:17	0.0	0.0	14:17	0.0	0.0	-
14:18	0.0	0.0	14:18	0.0	0.0	-
14:19	0.0	0.0	14:19	0.0	0.0	-
14:20	0.0	0.0	14:20	0.0	0.0	-
14:21	0.0	0.0	14:21	0.0	0.0	-
14:22	0.0	0.0	14:22	0.0	0.0	-
14:23	0.0	0.0	14:23	0.0	0.0	-
14:24	0.0	0.0	14:24	0.0	0.0	-
14:25	0.0	0.0	14:25	0.0	0.0	-
14:26	0.0	0.0	14:26	0.0	0.0	-
14:27	0.0	0.0	14:27	0.0	0.0	-
14:28	0.0	0.0	14:28	0.0	0.0	-
14:29	0.0	0.0	14:29	0.0	0.0	-

Grand Union Bowling Alley Site
BCP #360222
150 Westchester Avenue, Port Chester
January 17, 2025

PID DATA						
Upwind			Downwind			
Time	Concentration (ppm)	15-Min Avg Concentration (ppm)	Time	Concentration (ppm)	15-Min Avg Concentration (ppm)	Exceeds VOC Alarm Limit
14:30	0.0	0.0	14:30	0.0	0.0	-
14:31	0.0	0.0	14:31	0.0	0.0	-
14:32	0.0	0.0	14:32	0.0	0.0	-
14:33	0.0	0.0	14:33	0.0	0.0	-
14:34	0.0	0.0	14:34	0.0	0.0	-
14:35	0.0	0.0	14:35	0.0	0.0	-
14:36	0.0	0.0	14:36	0.0	0.0	-
14:37	0.0	0.0	14:37	0.0	0.0	-
14:38	0.0	0.0	14:38	0.0	0.0	-
14:39	0.0	0.0	14:39	0.0	0.0	-
14:40	0.0	0.0	14:40	0.0	0.0	-
14:41	0.0	0.0	14:41	0.0	0.0	-
14:42	0.0	0.0	14:42	0.0	0.0	-
14:43	0.0	0.0	14:43	0.0	0.0	-
14:44	0.0	0.0	14:44	0.0	0.0	-
14:45	0.0	0.0	14:45	0.0	0.0	-
14:46	0.0	0.0	14:46	0.0	0.0	-
14:47	0.0	0.0	14:47	0.0	0.0	-
14:48	0.0	0.0	14:48	0.0	0.0	-
14:49	0.0	0.0	14:49	0.0	0.0	-
14:50	0.0	0.0	14:50	0.0	0.0	-
14:51	0.0	0.0	14:51	0.0	0.0	-
14:52	0.0	0.0	14:52	0.0	0.0	-
14:53	0.0	0.0	14:53	0.0	0.0	-
14:54	0.0	0.0	14:54	0.0	0.0	-
14:55	0.0	0.0	14:55	0.0	0.0	-
14:56	0.0	0.0	14:56	0.0	0.0	-
14:57	0.0	0.0	14:57	0.0	0.0	-
14:58	0.0	0.0	14:58	0.0	0.0	-
14:59	0.0	0.0	14:59	0.0	0.0	-
15:00	0.0	0.0	15:00	0.0	0.0	-
15:01	0.0	0.0	15:01	0.0	0.0	-
15:02	0.0	0.0	15:02	0.0	0.0	-
15:03	0.0	0.0	15:03	0.0	0.0	-
15:04	0.0	0.0	15:04	0.0	0.0	-
15:05	0.0	0.0	15:05	0.0	0.0	-
15:06	0.0	0.0	15:06	0.0	0.0	-
15:07	0.0	0.0	15:07	0.0	0.0	-
15:08	0.0	0.0	15:08	0.0	0.0	-
15:09	0.0	0.0	15:09	0.0	0.0	-
15:10	0.0	0.0	15:10	0.0	0.0	-
15:11	0.0	0.0	15:11	0.0	0.0	-
15:12	0.0	0.0	15:12	0.0	0.0	-
15:13	0.0	0.0	15:13	0.0	0.0	-
15:14	0.0	0.0	15:14	0.0	0.0	-
15:15	0.0	0.0	15:15	0.0	0.0	-
15:16	0.0	0.0	15:16	0.0	0.0	-
15:17	0.0	0.0	15:17	0.0	0.0	-

Grand Union Bowling Alley Site
BCP #360222
150 Westchester Avenue, Port Chester
January 17, 2025

PID DATA						
Upwind			Downwind			
Time	Concentration (ppm)	15-Min Avg Concentration (ppm)	Time	Concentration (ppm)	15-Min Avg Concentration (ppm)	Exceeds VOC Alarm Limit
15:18	0.0	0.0	15:18	0.0	0.0	-
15:19	0.0	0.0	15:19	0.0	0.0	-
15:20	0.0	0.0	15:20	0.0	0.0	-
15:21	0.0	0.0	15:21	0.0	0.0	-
15:22	0.0	0.0	15:22	0.0	0.0	-
15:23	0.0	0.0	15:23	0.0	0.0	-
15:24	0.0	0.0	15:24	0.0	0.0	-
15:25	0.0	0.0	15:25	0.0	0.0	-
15:26	0.0	0.0	15:26	0.0	0.0	-

SESI CONSULTING ENGINEERS

959 US-46 Floor 3, Suite 300 - Parsippany-Troy Hills, NJ

DAILY AIR MONITORING REPORT
150 Westchester Avenue
Port Chester, New York

01/18/2025

Rev. No. 0 | Page 1 of 2

Project Number: 11895A

Dust Action Level: 150 µg/m^3

VOC Action Level: 5 ppm

Weather Data Range for Work Day		Wind Direction	S	Relative Humidity (%)	73.0 - 91.0	Daily Rain Total (in)	0.12	Readings in the summary table and graphs below are the reported downwind concentrations.
Temperature (°F)	42.0 - 46.0	Wind Speed (MPH)	2.6 - 7.6	Barometer (inHg)	29.90 - 30.10	Avg. Dew Point Temp (°F)	38.7	

Station Location	Daily Avg. Dust Concentration (µg/m^3)	Max 15-Min Dust Concentration (µg/m^3)	Time of Max Dust Reading	Daily Avg. VOC Concentration (ppm)	Max 15-Min VOC Concentration (ppm)	Time of Max VOC Reading
Upwind	63.6	139.0	11:27	0.0	0.0	10:33
Downwind	19.2	35.3	11:21	0.0	0.0	10:34

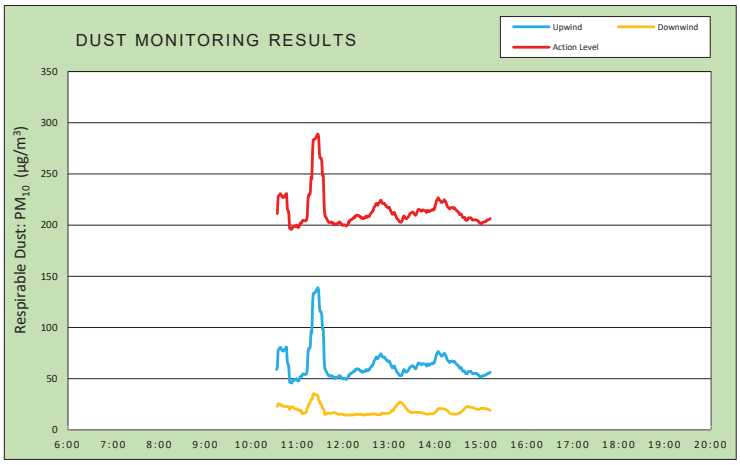

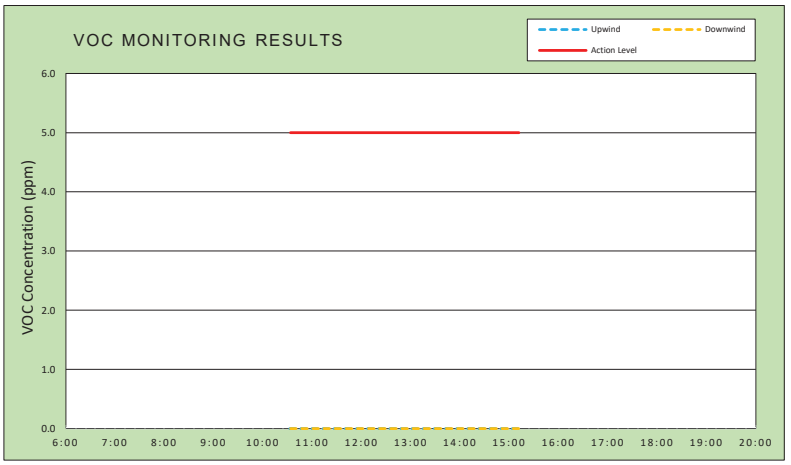

Air Monitoring Notes:

Weather Notes:

EMILCOTT
A Triumvirate Environmental Company

Wind Rose

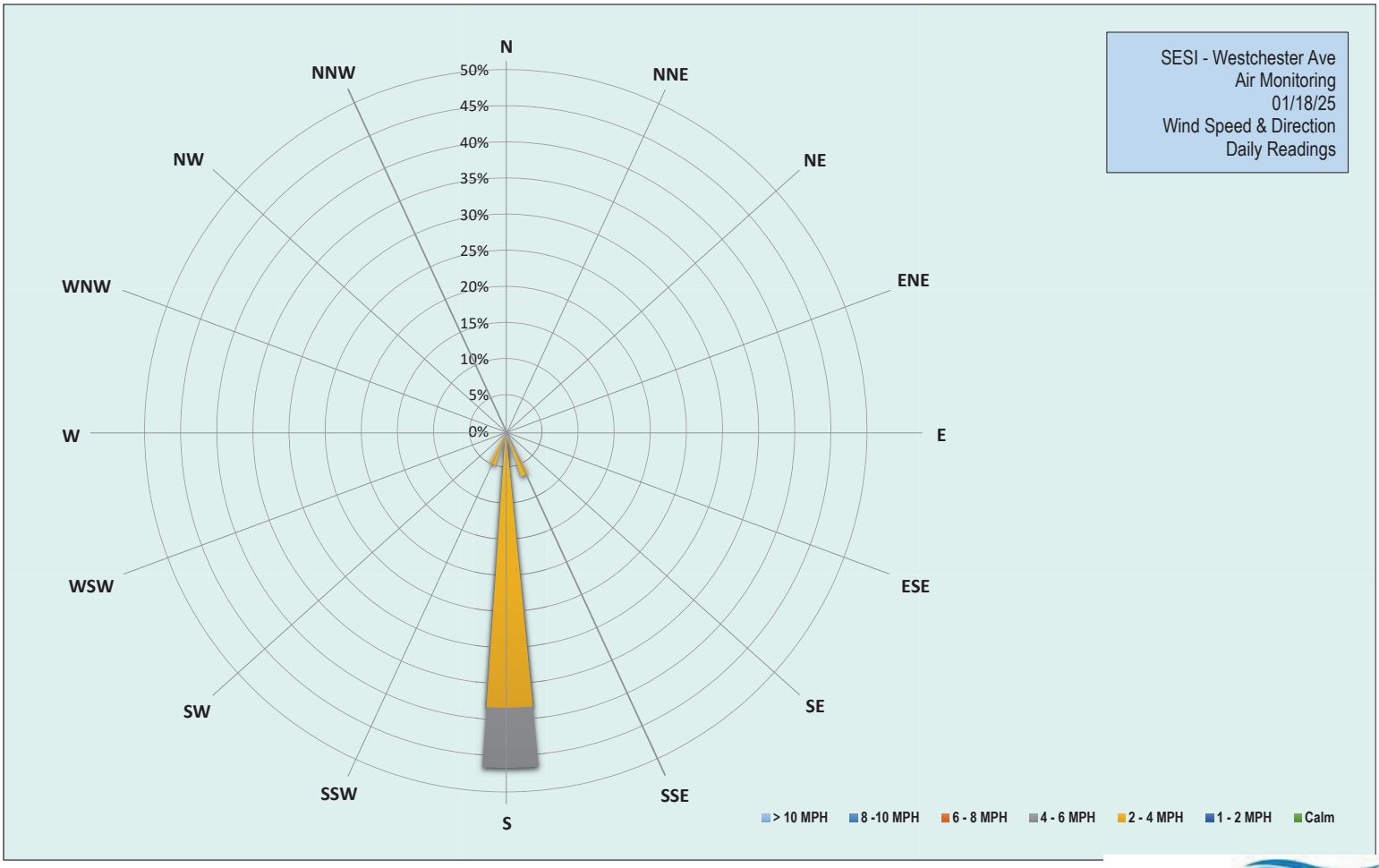

EMILCOTT
A Triumvirate Environmental Company

Grand Union Bowling Alley Site
BCP #360222
150 Westchester Avenue, Port Chester
January 18, 2025

Saturday, January 18, 2025						
Number of Instances Where Downwind Particulates Exceeds Upwind Particulate + 150 =						0
Number of Comparable Data Points =						279
Start Time:						10:18
End Time:						15:12
PARTICULATE DATA						
Upwind			Downwind			Exceeds Particulate Alarm Limit
Time	Concentration (ug/m^3)	15-Min Avg Concentration (ug/m^3)	Time	Concentration (ug/m^3)	15-Min Avg Concentration (ug/m^3)	
10:18	25.8	-	10:18	-	-	-
10:19	46.0	-	10:19	18.8	-	-
10:20	27.3	-	10:20	27.3	-	-
10:21	24.3	-	10:21	26.5	-	-
10:22	33.3	-	10:22	21.5	-	-
10:23	35.8	-	10:23	20.3	-	-
10:24	50.3	-	10:24	20.8	-	-
10:25	61.0	-	10:25	37.8	-	-
10:26	57.5	-	10:26	30.0	-	-
10:27	35.8	-	10:27	18.8	-	-
10:28	27.8	-	10:28	22.3	-	-
10:29	31.0	-	10:29	19.8	-	-
10:30	45.8	-	10:30	16.3	-	-
10:31	63.5	-	10:31	24.8	-	-
10:32	282.5	-	10:32	19.8	-	-
10:33	64.0	59.0	10:33	22.0	-	-
10:34	80.3	61.3	10:34	19.8	23.2	-
10:35	270.5	77.5	10:35	61.8	25.5	-
10:36	45.8	79.0	10:36	24.3	25.3	-
10:37	47.0	79.9	10:37	18.3	25.1	-
10:38	48.8	80.8	10:38	17.0	24.9	-
10:39	31.3	79.5	10:39	14.3	24.4	-
10:40	36.3	77.8	10:40	23.0	23.5	-
10:41	49.0	77.3	10:41	29.5	23.4	-
10:42	31.0	77.0	10:42	19.8	23.5	-
10:43	51.8	78.6	10:43	17.0	23.1	-
10:44	29.0	78.4	10:44	15.5	22.9	-
10:45	69.8	80.0	10:45	15.8	22.8	-
10:46	77.3	80.9	10:46	27.8	23.0	-
10:47	61.0	66.2	10:47	21.0	23.1	-
10:48	36.3	64.3	10:48	14.3	22.6	-
10:49	31.0	61.0	10:49	14.5	22.2	-
10:50	59.8	47.0	10:50	29.3	20.1	-
10:51	38.5	46.5	10:51	61.0	22.5	-
10:52	38.3	45.9	10:52	18.3	22.5	-
10:53	51.8	46.1	10:53	15.5	22.4	-
10:54	58.3	47.9	10:54	14.8	22.5	-
10:55	50.3	48.9	10:55	16.0	22.0	-
10:56	44.8	48.6	10:56	15.3	21.0	-
10:57	38.3	49.1	10:57	13.8	20.6	-
10:58	48.3	48.8	10:58	17.0	20.6	-

Grand Union Bowling Alley Site
BCP #360222
150 Westchester Avenue, Port Chester
January 18, 2025

PARTICULATE DATA						
Upwind			Downwind			Exceeds Particulate Alarm Limit
Time	Concentration (ug/m^3)	15-Min Avg Concentration (ug/m^3)	Time	Concentration (ug/m^3)	15-Min Avg Concentration (ug/m^3)	
10:59	49.3	50.2	10:59	15.0	20.6	-
11:00	48.8	48.8	11:00	14.0	20.5	-
11:01	61.8	47.7	11:01	13.5	19.5	-
11:02	65.3	48.0	11:02	13.0	19.0	-
11:03	66.8	50.1	11:03	17.5	19.2	-
11:04	62.8	52.2	11:04	19.3	19.5	-
11:05	54.5	51.8	11:05	14.3	18.5	-
11:06	52.5	52.8	11:06	23.8	16.1	-
11:07	65.5	54.6	11:07	19.3	16.1	-
11:08	53.3	54.7	11:08	16.3	16.2	-
11:09	55.5	54.5	11:09	20.5	16.6	-
11:10	44.3	54.1	11:10	18.5	16.7	-
11:11	48.8	54.4	11:11	21.0	17.1	-
11:12	46.3	54.9	11:12	20.3	17.5	-
11:13	104.5	58.6	11:13	81.0	21.8	-
11:14	301.8	75.5	11:14	25.0	22.5	-
11:15	111.5	79.7	11:15	52.0	25.0	-
11:16	57.8	79.4	11:16	20.0	25.4	-
11:17	101.3	81.8	11:17	44.8	27.6	-
11:18	288.3	96.6	11:18	49.8	29.7	-
11:19	43.5	95.3	11:19	21.8	29.9	-
11:20	465.3	122.7	11:20	44.0	31.9	-
11:21	211.3	133.2	11:21	75.8	35.3	-
11:22	73.3	133.8	11:22	16.8	35.2	-
11:23	55.3	133.9	11:23	12.5	34.9	-
11:24	75.5	135.2	11:24	15.8	34.6	-
11:25	64.8	136.6	11:25	13.8	34.3	-
11:26	66.5	137.8	11:26	14.8	33.9	-
11:27	64.5	139.0	11:27	14.5	33.5	-
11:28	50.8	135.4	11:28	14.3	29.0	-
11:29	64.0	119.6	11:29	15.0	28.4	-
11:30	52.8	115.6	11:30	13.5	25.8	-
11:31	56.3	115.5	11:31	14.5	25.4	-
11:32	51.0	112.2	11:32	14.5	23.4	-
11:33	79.0	98.2	11:33	14.5	21.1	-
11:34	49.5	98.6	11:34	15.8	20.7	-
11:35	55.8	71.3	11:35	17.8	18.9	-
11:36	45.5	60.3	11:36	18.8	15.1	-
11:37	41.0	58.1	11:37	23.0	15.5	-
11:38	39.8	57.1	11:38	20.3	16.0	-
11:39	51.5	55.5	11:39	18.8	16.2	-
11:40	44.0	54.1	11:40	17.3	16.5	-
11:41	49.3	53.0	11:41	14.0	16.4	-
11:42	57.3	52.5	11:42	14.3	16.4	-
11:43	57.8	53.0	11:43	12.0	16.3	-
11:44	61.3	52.8	11:44	14.8	16.2	-
11:45	56.5	53.0	11:45	18.8	16.6	-
11:46	41.0	52.0	11:46	16.3	16.7	-

Grand Union Bowling Alley Site
BCP #360222
150 Westchester Avenue, Port Chester
January 18, 2025

PARTICULATE DATA						
Upwind			Downwind			Exceeds Particulate Alarm Limit
Time	Concentration (ug/m^3)	15-Min Avg Concentration (ug/m^3)	Time	Concentration (ug/m^3)	15-Min Avg Concentration (ug/m^3)	
11:47	51.8	52.1	11:47	15.8	16.8	-
11:48	53.5	50.4	11:48	16.5	16.9	-
11:49	64.0	51.3	11:49	15.8	16.9	-
11:50	42.5	50.4	11:50	12.8	16.6	-
11:51	55.0	51.1	11:51	14.5	16.3	-
11:52	43.5	51.2	11:52	16.8	15.9	-
11:53	53.3	52.1	11:53	15.0	15.5	-
11:54	54.5	52.3	11:54	15.8	15.3	-
11:55	56.5	53.2	11:55	15.8	15.2	-
11:56	44.3	52.8	11:56	15.5	15.3	-
11:57	40.8	51.7	11:57	14.8	15.4	-
11:58	45.0	50.9	11:58	14.5	15.5	-
11:59	45.3	49.8	11:59	13.8	15.5	-
12:00	58.8	50.0	12:00	12.8	15.1	-
12:01	49.0	50.5	12:01	14.0	14.9	-
12:02	46.5	50.2	12:02	12.8	14.7	-
12:03	50.3	49.9	12:03	13.8	14.5	-
12:04	53.0	49.2	12:04	13.5	14.4	-
12:05	55.0	50.0	12:05	16.5	14.6	-
12:06	65.3	50.7	12:06	16.0	14.7	-
12:07	82.3	53.3	12:07	14.3	14.6	-
12:08	48.0	53.0	12:08	13.5	14.5	-
12:09	86.5	55.1	12:09	15.5	14.5	-
12:10	55.8	55.0	12:10	23.3	15.0	-
12:11	53.3	55.6	12:11	13.5	14.8	-
12:12	44.3	55.9	12:12	13.8	14.8	-
12:13	62.3	57.0	12:13	14.5	14.8	-
12:14	51.0	57.4	12:14	14.5	14.8	-
12:15	55.0	57.2	12:15	15.8	15.0	-
12:16	80.8	59.3	12:16	16.0	15.1	-
12:17	45.8	59.2	12:17	14.5	15.3	-
12:18	55.8	59.6	12:18	14.5	15.3	-
12:19	56.5	59.8	12:19	15.0	15.4	-
12:20	46.0	59.2	12:20	14.3	15.3	-
12:21	63.0	59.1	12:21	15.0	15.2	-
12:22	61.3	57.7	12:22	14.8	15.2	-
12:23	53.8	58.1	12:23	14.0	15.3	-
12:24	65.5	56.7	12:24	14.0	15.2	-
12:25	59.0	56.9	12:25	14.2	14.5	-
12:26	46.8	56.4	12:26	13.6	14.6	-
12:27	60.3	57.5	12:27	15.0	14.6	-
12:28	52.8	56.9	12:28	16.4	14.8	-
12:29	64.3	57.8	12:29	19.4	15.1	-
12:30	74.8	59.1	12:30	18.6	15.3	-
12:31	57.5	57.5	12:31	14.0	15.1	-
12:32	62.3	58.6	12:32	15.4	15.2	-
12:33	56.0	58.6	12:33	14.8	15.2	-
12:34	53.5	58.4	12:34	12.8	15.1	-

Grand Union Bowling Alley Site
BCP #360222
150 Westchester Avenue, Port Chester
January 18, 2025

PARTICULATE DATA						
Upwind			Downwind			Exceeds Particulate Alarm Limit
Time	Concentration (ug/m^3)	15-Min Avg Concentration (ug/m^3)	Time	Concentration (ug/m^3)	15-Min Avg Concentration (ug/m^3)	
12:35	74.3	60.3	12:35	18.0	15.3	-
12:36	80.8	61.5	12:36	16.0	15.4	-
12:37	68.0	62.0	12:37	15.6	15.5	-
12:38	78.8	63.6	12:38	15.0	15.5	-
12:39	69.0	63.9	12:39	14.6	15.6	-
12:40	108.0	67.1	12:40	14.4	15.6	-
12:41	59.0	67.9	12:41	13.4	15.6	-
12:42	84.0	69.5	12:42	14.2	15.5	-
12:43	75.8	71.1	12:43	15.0	15.4	-
12:44	63.0	71.0	12:44	13.8	15.0	-
12:45	52.5	69.5	12:45	14.6	14.8	-
12:46	80.0	71.0	12:46	15.0	14.8	-
12:47	75.3	71.9	12:47	16.6	14.9	-
12:48	72.3	72.9	12:48	15.4	15.0	-
12:49	76.3	74.5	12:49	14.2	15.1	-
12:50	57.3	73.3	12:50	40.0	16.5	-
12:51	56.0	71.7	12:51	14.0	16.4	-
12:52	58.8	71.1	12:52	12.8	16.2	-
12:53	82.5	71.3	12:53	14.2	16.1	-
12:54	65.8	71.1	12:54	13.6	16.1	-
12:55	83.0	69.4	12:55	14.4	16.1	-
12:56	57.0	69.3	12:56	14.8	16.2	-
12:57	59.5	67.7	12:57	14.6	16.2	-
12:58	71.8	67.4	12:58	15.4	16.2	-
12:59	56.5	67.0	12:59	14.2	16.3	-
13:00	61.3	67.5	13:00	18.4	16.5	-
13:01	54.3	65.8	13:01	18.6	16.7	-
13:02	47.8	64.0	13:02	27.6	17.5	-
13:03	49.5	62.5	13:03	29.8	18.4	-
13:04	50.0	60.7	13:04	28.0	19.4	-
13:05	60.8	61.0	13:05	28.0	18.6	-
13:06	76.3	62.3	13:06	33.8	19.9	-
13:07	57.0	62.2	13:07	36.6	21.5	-
13:08	48.3	59.9	13:08	26.8	22.3	-
13:09	48.8	58.8	13:09	28.4	23.3	-
13:10	49.0	56.5	13:10	33.2	24.5	-
13:11	48.5	55.9	13:11	23.2	25.1	-
13:12	48.5	55.2	13:12	24.8	25.8	-
13:13	47.8	53.6	13:13	28.0	26.6	-
13:14	50.3	53.2	13:14	20.4	27.0	-
13:15	57.3	52.9	13:15	17.2	27.0	-
13:16	55.0	53.0	13:16	15.4	26.7	-
13:17	72.3	54.6	13:17	15.8	26.0	-
13:18	85.5	57.0	13:18	17.4	25.1	-
13:19	78.8	58.9	13:19	17.4	24.4	-
13:20	55.5	58.6	13:20	16.6	23.7	-
13:21	51.5	56.9	13:21	16.8	22.5	-
13:22	51.5	56.6	13:22	16.0	21.2	-

Grand Union Bowling Alley Site
BCP #360222
150 Westchester Avenue, Port Chester
January 18, 2025

PARTICULATE DATA						
Upwind			Downwind			Exceeds Particulate Alarm Limit
Time	Concentration (ug/m^3)	15-Min Avg Concentration (ug/m^3)	Time	Concentration (ug/m^3)	15-Min Avg Concentration (ug/m^3)	
13:23	47.0	56.5	13:23	15.2	20.4	-
13:24	61.0	57.3	13:24	16.6	19.6	-
13:25	63.8	58.3	13:25	16.6	18.5	-
13:26	64.0	59.3	13:26	19.4	18.2	-
13:27	73.5	61.0	13:27	19.2	17.9	-
13:28	58.8	61.7	13:28	18.2	17.2	-
13:29	56.0	62.1	13:29	16.0	16.9	-
13:30	65.0	62.6	13:30	17.8	17.0	-
13:31	57.3	62.8	13:31	17.0	17.1	-
13:32	57.0	61.7	13:32	19.0	17.3	-
13:33	71.8	60.8	13:33	18.6	17.4	-
13:34	64.8	59.9	13:34	16.6	17.3	-
13:35	54.8	59.8	13:35	15.8	17.3	-
13:36	84.0	62.0	13:36	16.0	17.2	-
13:37	73.5	63.5	13:37	14.4	17.1	-
13:38	73.0	65.2	13:38	15.4	17.1	-
13:39	62.3	65.3	13:39	16.0	17.1	-
13:40	57.5	64.9	13:40	18.0	17.2	-
13:41	61.5	64.7	13:41	17.6	17.0	-
13:42	56.3	63.6	13:42	17.4	16.9	-
13:43	67.8	64.2	13:43	14.2	16.7	-
13:44	65.5	64.8	13:44	13.4	16.5	-
13:45	64.0	64.7	13:45	14.6	16.3	-
13:46	52.0	64.4	13:46	14.8	16.1	-
13:47	52.3	64.1	13:47	15.4	15.9	-
13:48	63.3	63.5	13:48	14.4	15.6	-
13:49	49.0	62.4	13:49	13.8	15.4	-
13:50	86.0	64.5	13:50	16.6	15.5	-
13:51	76.0	64.0	13:51	17.6	15.6	-
13:52	62.8	63.3	13:52	16.0	15.7	-
13:53	75.0	63.4	13:53	17.8	15.8	-
13:54	76.0	64.3	13:54	17.0	15.9	-
13:55	63.3	64.7	13:55	16.2	15.8	-
13:56	66.0	65.0	13:56	16.4	15.7	-
13:57	49.8	64.6	13:57	18.6	15.8	-
13:58	85.5	65.8	13:58	17.8	16.0	-
13:59	63.0	65.6	13:59	21.8	16.6	-
14:00	108.8	68.6	14:00	22.0	17.1	-
14:01	94.5	71.4	14:01	27.8	17.9	-
14:02	95.8	74.3	14:02	26.0	18.7	-
14:03	74.8	75.1	14:03	30.0	19.7	-
14:04	75.0	76.8	14:04	28.8	20.7	-
14:05	60.5	75.1	14:05	19.8	20.9	-
14:06	67.3	74.5	14:06	17.4	20.9	-
14:07	52.3	73.8	14:07	17.2	21.0	-
14:08	52.0	72.3	14:08	15.6	20.8	-
14:09	74.5	72.2	14:09	14.4	20.7	-
14:10	72.0	72.8	14:10	13.8	20.5	-

Grand Union Bowling Alley Site
BCP #360222
150 Westchester Avenue, Port Chester
January 18, 2025

PARTICULATE DATA						
Upwind			Downwind			Exceeds Particulate Alarm Limit
Time	Concentration (ug/m^3)	15-Min Avg Concentration (ug/m^3)	Time	Concentration (ug/m^3)	15-Min Avg Concentration (ug/m^3)	
14:11	75.8	73.4	14:11	17.0	20.5	-
14:12	72.5	74.9	14:12	17.6	20.5	-
14:13	62.0	73.4	14:13	15.0	20.3	-
14:14	55.5	72.9	14:14	16.0	19.9	-
14:15	68.5	70.2	14:15	16.8	19.5	-
14:16	66.8	68.3	14:16	17.0	18.8	-
14:17	81.0	67.4	14:17	16.4	18.2	-
14:18	70.0	67.0	14:18	14.8	17.2	-
14:19	56.3	65.8	14:19	16.0	16.3	-
14:20	74.8	66.7	14:20	15.0	16.0	-
14:21	72.3	67.1	14:21	15.4	15.9	-
14:22	55.3	67.3	14:22	14.2	15.7	-
14:23	49.5	67.1	14:23	14.2	15.6	-
14:24	62.0	66.3	14:24	14.8	15.6	-
14:25	84.8	67.1	14:25	15.0	15.7	-
14:26	60.0	66.1	14:26	14.3	15.5	-
14:27	58.0	65.1	14:27	15.3	15.3	-
14:28	48.3	64.2	14:28	16.5	15.4	-
14:29	50.5	63.9	14:29	18.8	15.6	-
14:30	52.0	62.8	14:30	21.5	15.9	-
14:31	62.5	62.5	14:31	20.5	16.2	-
14:32	49.5	60.4	14:32	21.8	16.5	-
14:33	69.5	60.3	14:33	19.3	16.8	-
14:34	64.5	60.9	14:34	25.5	17.5	-
14:35	50.3	59.3	14:35	26.8	18.2	-
14:36	48.5	57.7	14:36	24.3	18.8	-
14:37	50.0	57.3	14:37	26.0	19.6	-
14:38	56.0	57.8	14:38	27.8	20.5	-
14:39	48.5	56.9	14:39	26.0	21.3	-
14:40	56.3	55.0	14:40	26.8	22.1	-
14:41	63.5	55.2	14:41	22.5	22.6	-
14:42	54.0	54.9	14:42	19.0	22.9	-
14:43	76.0	56.8	14:43	16.5	22.9	-
14:44	54.5	57.0	14:44	16.0	22.7	-
14:45	55.5	57.3	14:45	15.8	22.3	-
14:46	60.8	57.2	14:46	22.0	22.4	-
14:47	49.5	57.2	14:47	16.8	22.1	-
14:48	49.3	55.8	14:48	19.3	22.1	-
14:49	51.5	54.9	14:49	23.8	21.9	-
14:50	51.0	55.0	14:50	22.5	21.7	-
14:51	51.0	55.2	14:51	20.0	21.4	-
14:52	53.3	55.4	14:52	21.5	21.1	-
14:53	51.0	55.0	14:53	20.8	20.6	-
14:54	50.3	55.2	14:54	23.3	20.4	-
14:55	50.3	54.8	14:55	22.3	20.1	-
14:56	50.5	53.9	14:56	22.5	20.1	-
14:57	51.0	53.7	14:57	20.3	20.2	-
14:58	50.8	52.0	14:58	19.5	20.4	-

Grand Union Bowling Alley Site
BCP #360222
150 Westchester Avenue, Port Chester
January 18, 2025

PARTICULATE DATA						
Upwind			Downwind			Exceeds Particulate Alarm Limit
Time	Concentration (ug/m^3)	15-Min Avg Concentration (ug/m^3)	Time	Concentration (ug/m^3)	15-Min Avg Concentration (ug/m^3)	
14:59	54.3	52.0	14:59	20.5	20.7	-
15:00	53.5	51.9	15:00	21.5	21.1	-
15:01	53.5	51.4	15:01	19.8	20.9	-
15:02	71.0	52.8	15:02	19.0	21.1	-
15:03	52.5	53.0	15:03	19.3	21.1	-
15:04	55.8	53.3	15:04	20.8	20.9	-
15:05	52.0	53.4	15:05	20.3	20.7	-
15:06	50.8	53.4	15:06	18.5	20.6	-
15:07	65.5	54.2	15:07	19.8	20.5	-
15:08	62.8	55.0	15:08	20.3	20.5	-
15:09	52.8	55.1	15:09	18.0	20.1	-
15:10	54.0	55.4	15:10	17.5	19.8	-
15:11	55.5	55.7	15:11	17.8	19.5	-
15:12	61.5	56.4	15:12	17.8	19.3	-

Grand Union Bowling Alley Site
BCP #360222
150 Westchester Avenue, Port Chester
January 18, 2025

Saturday, January 18, 2025						
					Number of Instances Where Downwind VOCs Exceeds Upwind VOCs + 5 =	0
					Number of Comparable Data Points =	279
					Start Time:	10:18
					End Time:	15:12
PID DATA						
Upwind			Downwind			
Time	Concentration (ppm)	15-Min Avg Concentration (ppm)	Time	Concentration (ppm)	15-Min Avg Concentration (ppm)	Exceeds VOC Alarm Limit
10:18	0.0	-	10:18	-	-	-
10:19	0.0	-	10:19	0.0	-	-
10:20	0.0	-	10:20	0.0	-	-
10:21	0.0	-	10:21	0.0	-	-
10:22	0.0	-	10:22	0.0	-	-
10:23	0.0	-	10:23	0.0	-	-
10:24	0.0	-	10:24	0.0	-	-
10:25	0.0	-	10:25	0.0	-	-
10:26	0.0	-	10:26	0.0	-	-
10:27	0.0	-	10:27	0.0	-	-
10:28	0.0	-	10:28	0.0	-	-
10:29	0.0	-	10:29	0.0	-	-
10:30	0.0	-	10:30	0.0	-	-
10:31	0.0	-	10:31	0.0	-	-
10:32	0.0	-	10:32	0.0	-	-
10:33	0.0	0.0	10:33	0.0	-	-
10:34	0.0	0.0	10:34	0.0	0.0	-
10:35	0.0	0.0	10:35	0.0	0.0	-
10:36	0.0	0.0	10:36	0.0	0.0	-
10:37	0.0	0.0	10:37	0.0	0.0	-
10:38	0.0	0.0	10:38	0.0	0.0	-
10:39	0.0	0.0	10:39	0.0	0.0	-
10:40	0.0	0.0	10:40	0.0	0.0	-
10:41	0.0	0.0	10:41	0.0	0.0	-
10:42	0.0	0.0	10:42	0.0	0.0	-
10:43	0.0	0.0	10:43	0.0	0.0	-
10:44	0.0	0.0	10:44	0.0	0.0	-
10:45	0.0	0.0	10:45	0.0	0.0	-
10:46	0.0	0.0	10:46	0.0	0.0	-
10:47	0.0	0.0	10:47	0.0	0.0	-
10:48	0.0	0.0	10:48	0.0	0.0	-
10:49	0.0	0.0	10:49	0.0	0.0	-
10:50	0.0	0.0	10:50	0.0	0.0	-
10:51	0.0	0.0	10:51	0.0	0.0	-
10:52	0.0	0.0	10:52	0.0	0.0	-
10:53	0.0	0.0	10:53	0.0	0.0	-
10:54	0.0	0.0	10:54	0.0	0.0	-
10:55	0.0	0.0	10:55	0.0	0.0	-
10:56	0.0	0.0	10:56	0.0	0.0	-
10:57	0.0	0.0	10:57	0.0	0.0	-
10:58	0.0	0.0	10:58	0.0	0.0	-
10:59	0.0	0.0	10:59	0.0	0.0	-
11:00	0.0	0.0	11:00	0.0	0.0	-

Grand Union Bowling Alley Site
BCP #360222
150 Westchester Avenue, Port Chester
January 18, 2025

PID DATA						
Upwind			Downwind			
Time	Concentration (ppm)	15-Min Avg Concentration (ppm)	Time	Concentration (ppm)	15-Min Avg Concentration (ppm)	Exceeds VOC Alarm Limit
11:01	0.0	0.0	11:01	0.0	0.0	-
11:02	0.0	0.0	11:02	0.0	0.0	-
11:03	0.0	0.0	11:03	0.0	0.0	-
11:04	0.0	0.0	11:04	0.0	0.0	-
11:05	0.0	0.0	11:05	0.0	0.0	-
11:06	0.0	0.0	11:06	0.0	0.0	-
11:07	0.0	0.0	11:07	0.0	0.0	-
11:08	0.0	0.0	11:08	0.0	0.0	-
11:09	0.0	0.0	11:09	0.0	0.0	-
11:10	0.0	0.0	11:10	0.0	0.0	-
11:11	0.0	0.0	11:11	0.0	0.0	-
11:12	0.0	0.0	11:12	0.0	0.0	-
11:13	0.0	0.0	11:13	0.0	0.0	-
11:14	0.0	0.0	11:14	0.0	0.0	-
11:15	0.0	0.0	11:15	0.0	0.0	-
11:16	0.0	0.0	11:16	0.0	0.0	-
11:17	0.0	0.0	11:17	0.0	0.0	-
11:18	0.0	0.0	11:18	0.0	0.0	-
11:19	0.0	0.0	11:19	0.0	0.0	-
11:20	0.0	0.0	11:20	0.0	0.0	-
11:21	0.0	0.0	11:21	0.0	0.0	-
11:22	0.0	0.0	11:22	0.0	0.0	-
11:23	0.0	0.0	11:23	0.0	0.0	-
11:24	0.0	0.0	11:24	0.0	0.0	-
11:25	0.0	0.0	11:25	0.0	0.0	-
11:26	0.0	0.0	11:26	0.0	0.0	-
11:27	0.0	0.0	11:27	0.0	0.0	-
11:28	0.0	0.0	11:28	0.0	0.0	-
11:29	0.0	0.0	11:29	0.0	0.0	-
11:30	0.0	0.0	11:30	0.0	0.0	-
11:31	0.0	0.0	11:31	0.0	0.0	-
11:32	0.0	0.0	11:32	0.0	0.0	-
11:33	0.0	0.0	11:33	0.0	0.0	-
11:34	0.0	0.0	11:34	0.0	0.0	-
11:35	0.0	0.0	11:35	0.0	0.0	-
11:36	0.0	0.0	11:36	0.0	0.0	-
11:37	0.0	0.0	11:37	0.0	0.0	-
11:38	0.0	0.0	11:38	0.0	0.0	-
11:39	0.0	0.0	11:39	0.0	0.0	-
11:40	0.0	0.0	11:40	0.0	0.0	-
11:41	0.0	0.0	11:41	0.0	0.0	-
11:42	0.0	0.0	11:42	0.0	0.0	-
11:43	0.0	0.0	11:43	0.0	0.0	-
11:44	0.0	0.0	11:44	0.0	0.0	-
11:45	0.0	0.0	11:45	0.0	0.0	-
11:46	0.0	0.0	11:46	0.0	0.0	-
11:47	0.0	0.0	11:47	0.0	0.0	-
11:48	0.0	0.0	11:48	0.0	0.0	-
11:49	0.0	0.0	11:49	0.0	0.0	-

Grand Union Bowling Alley Site
BCP #360222
150 Westchester Avenue, Port Chester
January 18, 2025

PID DATA						
Upwind			Downwind			
Time	Concentration (ppm)	15-Min Avg Concentration (ppm)	Time	Concentration (ppm)	15-Min Avg Concentration (ppm)	Exceeds VOC Alarm Limit
11:50	0.0	0.0	11:50	0.0	0.0	-
11:51	0.0	0.0	11:51	0.0	0.0	-
11:52	0.0	0.0	11:52	0.0	0.0	-
11:53	0.0	0.0	11:53	0.0	0.0	-
11:54	0.0	0.0	11:54	0.0	0.0	-
11:55	0.0	0.0	11:55	0.0	0.0	-
11:56	0.0	0.0	11:56	0.0	0.0	-
11:57	0.0	0.0	11:57	0.0	0.0	-
11:58	0.0	0.0	11:58	0.0	0.0	-
11:59	0.0	0.0	11:59	0.0	0.0	-
12:00	0.0	0.0	12:00	0.0	0.0	-
12:01	0.0	0.0	12:01	0.0	0.0	-
12:02	0.0	0.0	12:02	0.0	0.0	-
12:03	0.0	0.0	12:03	0.0	0.0	-
12:04	0.0	0.0	12:04	0.0	0.0	-
12:05	0.0	0.0	12:05	0.0	0.0	-
12:06	0.0	0.0	12:06	0.0	0.0	-
12:07	0.0	0.0	12:07	0.0	0.0	-
12:08	0.0	0.0	12:08	0.0	0.0	-
12:09	0.0	0.0	12:09	0.0	0.0	-
12:10	0.0	0.0	12:10	0.0	0.0	-
12:11	0.0	0.0	12:11	0.0	0.0	-
12:12	0.0	0.0	12:12	0.0	0.0	-
12:13	0.0	0.0	12:13	0.0	0.0	-
12:14	0.0	0.0	12:14	0.0	0.0	-
12:15	0.0	0.0	12:15	0.0	0.0	-
12:16	0.0	0.0	12:16	0.0	0.0	-
12:17	0.0	0.0	12:17	0.0	0.0	-
12:18	0.0	0.0	12:18	0.0	0.0	-
12:19	0.0	0.0	12:19	0.0	0.0	-
12:20	0.0	0.0	12:20	0.0	0.0	-
12:21	0.0	0.0	12:21	0.0	0.0	-
12:22	0.0	0.0	12:22	0.0	0.0	-
12:23	0.0	0.0	12:23	0.0	0.0	-
12:24	0.0	0.0	12:24	0.0	0.0	-
12:25	0.0	0.0	12:25	0.0	0.0	-
12:26	0.0	0.0	12:26	0.0	0.0	-
12:27	0.0	0.0	12:27	0.0	0.0	-
12:28	0.0	0.0	12:28	0.0	0.0	-
12:29	0.0	0.0	12:29	0.0	0.0	-
12:30	0.0	0.0	12:30	0.0	0.0	-
12:31	0.0	0.0	12:31	0.0	0.0	-
12:32	0.0	0.0	12:32	0.0	0.0	-
12:33	0.0	0.0	12:33	0.0	0.0	-
12:34	0.0	0.0	12:34	0.0	0.0	-
12:35	0.0	0.0	12:35	0.0	0.0	-
12:36	0.0	0.0	12:36	0.0	0.0	-
12:37	0.0	0.0	12:37	0.0	0.0	-
12:38	0.0	0.0	12:38	0.0	0.0	-

Grand Union Bowling Alley Site
BCP #360222
150 Westchester Avenue, Port Chester
January 18, 2025

PID DATA						
Upwind			Downwind			
Time	Concentration (ppm)	15-Min Avg Concentration (ppm)	Time	Concentration (ppm)	15-Min Avg Concentration (ppm)	Exceeds VOC Alarm Limit
12:39	0.0	0.0	12:39	0.0	0.0	-
12:40	0.0	0.0	12:40	0.0	0.0	-
12:41	0.0	0.0	12:41	0.0	0.0	-
12:42	0.0	0.0	12:42	0.0	0.0	-
12:43	0.0	0.0	12:43	0.0	0.0	-
12:44	0.0	0.0	12:44	0.0	0.0	-
12:45	0.0	0.0	12:45	0.0	0.0	-
12:46	0.0	0.0	12:46	0.0	0.0	-
12:47	0.0	0.0	12:47	0.0	0.0	-
12:48	0.0	0.0	12:48	0.0	0.0	-
12:49	0.0	0.0	12:49	0.0	0.0	-
12:50	0.0	0.0	12:50	0.0	0.0	-
12:51	0.0	0.0	12:51	0.0	0.0	-
12:52	0.0	0.0	12:52	0.0	0.0	-
12:53	0.0	0.0	12:53	0.0	0.0	-
12:54	0.0	0.0	12:54	0.0	0.0	-
12:55	0.0	0.0	12:55	0.0	0.0	-
12:56	0.0	0.0	12:56	0.0	0.0	-
12:57	0.0	0.0	12:57	0.0	0.0	-
12:58	0.0	0.0	12:58	0.0	0.0	-
12:59	0.0	0.0	12:59	0.0	0.0	-
13:00	0.0	0.0	13:00	0.0	0.0	-
13:01	0.0	0.0	13:01	0.0	0.0	-
13:02	0.0	0.0	13:02	0.0	0.0	-
13:03	0.0	0.0	13:03	0.0	0.0	-
13:04	0.0	0.0	13:04	0.0	0.0	-
13:05	0.0	0.0	13:05	0.0	0.0	-
13:06	0.0	0.0	13:06	0.0	0.0	-
13:07	0.0	0.0	13:07	0.0	0.0	-
13:08	0.0	0.0	13:08	0.0	0.0	-
13:09	0.0	0.0	13:09	0.0	0.0	-
13:10	0.0	0.0	13:10	0.0	0.0	-
13:11	0.0	0.0	13:11	0.0	0.0	-
13:12	0.0	0.0	13:12	0.0	0.0	-
13:13	0.0	0.0	13:13	0.0	0.0	-
13:14	0.0	0.0	13:14	0.0	0.0	-
13:15	0.0	0.0	13:15	0.0	0.0	-
13:16	0.0	0.0	13:16	0.0	0.0	-
13:17	0.0	0.0	13:17	0.0	0.0	-
13:18	0.0	0.0	13:18	0.0	0.0	-
13:19	0.0	0.0	13:19	0.0	0.0	-
13:20	0.0	0.0	13:20	0.0	0.0	-
13:21	0.0	0.0	13:21	0.0	0.0	-
13:22	0.0	0.0	13:22	0.0	0.0	-
13:23	0.0	0.0	13:23	0.0	0.0	-
13:24	0.0	0.0	13:24	0.0	0.0	-
13:25	0.0	0.0	13:25	0.0	0.0	-
13:26	0.0	0.0	13:26	0.0	0.0	-
13:27	0.0	0.0	13:27	0.0	0.0	-

Grand Union Bowling Alley Site
BCP #360222
150 Westchester Avenue, Port Chester
January 18, 2025

PID DATA						
Upwind			Downwind			
Time	Concentration (ppm)	15-Min Avg Concentration (ppm)	Time	Concentration (ppm)	15-Min Avg Concentration (ppm)	Exceeds VOC Alarm Limit
13:28	0.0	0.0	13:28	0.0	0.0	-
13:29	0.0	0.0	13:29	0.0	0.0	-
13:30	0.0	0.0	13:30	0.0	0.0	-
13:31	0.0	0.0	13:31	0.0	0.0	-
13:32	0.0	0.0	13:32	0.0	0.0	-
13:33	0.0	0.0	13:33	0.0	0.0	-
13:34	0.0	0.0	13:34	0.0	0.0	-
13:35	0.0	0.0	13:35	0.0	0.0	-
13:36	0.0	0.0	13:36	0.0	0.0	-
13:37	0.0	0.0	13:37	0.0	0.0	-
13:38	0.0	0.0	13:38	0.0	0.0	-
13:39	0.0	0.0	13:39	0.0	0.0	-
13:40	0.0	0.0	13:40	0.0	0.0	-
13:41	0.0	0.0	13:41	0.0	0.0	-
13:42	0.0	0.0	13:42	0.0	0.0	-
13:43	0.0	0.0	13:43	0.0	0.0	-
13:44	0.0	0.0	13:44	0.0	0.0	-
13:45	0.0	0.0	13:45	0.0	0.0	-
13:46	0.0	0.0	13:46	0.0	0.0	-
13:47	0.0	0.0	13:47	0.0	0.0	-
13:48	0.0	0.0	13:48	0.0	0.0	-
13:49	0.0	0.0	13:49	0.0	0.0	-
13:50	0.0	0.0	13:50	0.0	0.0	-
13:51	0.0	0.0	13:51	0.0	0.0	-
13:52	0.0	0.0	13:52	0.0	0.0	-
13:53	0.0	0.0	13:53	0.0	0.0	-
13:54	0.0	0.0	13:54	0.0	0.0	-
13:55	0.0	0.0	13:55	0.0	0.0	-
13:56	0.0	0.0	13:56	0.0	0.0	-
13:57	0.0	0.0	13:57	0.0	0.0	-
13:58	0.0	0.0	13:58	0.0	0.0	-
13:59	0.0	0.0	13:59	0.0	0.0	-
14:00	0.0	0.0	14:00	0.0	0.0	-
14:01	0.0	0.0	14:01	0.0	0.0	-
14:02	0.0	0.0	14:02	0.0	0.0	-
14:03	0.0	0.0	14:03	0.0	0.0	-
14:04	0.0	0.0	14:04	0.0	0.0	-
14:05	0.0	0.0	14:05	0.0	0.0	-
14:06	0.0	0.0	14:06	0.0	0.0	-
14:07	0.0	0.0	14:07	0.0	0.0	-
14:08	0.0	0.0	14:08	0.0	0.0	-
14:09	0.0	0.0	14:09	0.0	0.0	-
14:10	0.0	0.0	14:10	0.0	0.0	-
14:11	0.0	0.0	14:11	0.0	0.0	-
14:12	0.0	0.0	14:12	0.0	0.0	-
14:13	0.0	0.0	14:13	0.0	0.0	-
14:14	0.0	0.0	14:14	0.0	0.0	-
14:15	0.0	0.0	14:15	0.0	0.0	-
14:16	0.0	0.0	14:16	0.0	0.0	-

Grand Union Bowling Alley Site
BCP #360222
150 Westchester Avenue, Port Chester
January 18, 2025

PID DATA						
Upwind			Downwind			
Time	Concentration (ppm)	15-Min Avg Concentration (ppm)	Time	Concentration (ppm)	15-Min Avg Concentration (ppm)	Exceeds VOC Alarm Limit
14:17	0.0	0.0	14:17	0.0	0.0	-
14:18	0.0	0.0	14:18	0.0	0.0	-
14:19	0.0	0.0	14:19	0.0	0.0	-
14:20	0.0	0.0	14:20	0.0	0.0	-
14:21	0.0	0.0	14:21	0.0	0.0	-
14:22	0.0	0.0	14:22	0.0	0.0	-
14:23	0.0	0.0	14:23	0.0	0.0	-
14:24	0.0	0.0	14:24	0.0	0.0	-
14:25	0.0	0.0	14:25	0.0	0.0	-
14:26	0.0	0.0	14:26	0.0	0.0	-
14:27	0.0	0.0	14:27	0.0	0.0	-
14:28	0.0	0.0	14:28	0.0	0.0	-
14:29	0.0	0.0	14:29	0.0	0.0	-
14:30	0.0	0.0	14:30	0.0	0.0	-
14:31	0.0	0.0	14:31	0.0	0.0	-
14:32	0.0	0.0	14:32	0.0	0.0	-
14:33	0.0	0.0	14:33	0.0	0.0	-
14:34	0.0	0.0	14:34	0.0	0.0	-
14:35	0.0	0.0	14:35	0.0	0.0	-
14:36	0.0	0.0	14:36	0.0	0.0	-
14:37	0.0	0.0	14:37	0.0	0.0	-
14:38	0.0	0.0	14:38	0.0	0.0	-
14:39	0.0	0.0	14:39	0.0	0.0	-
14:40	0.0	0.0	14:40	0.0	0.0	-
14:41	0.0	0.0	14:41	0.0	0.0	-
14:42	0.0	0.0	14:42	0.0	0.0	-
14:43	0.0	0.0	14:43	0.0	0.0	-
14:44	0.0	0.0	14:44	0.0	0.0	-
14:45	0.0	0.0	14:45	0.0	0.0	-
14:46	0.0	0.0	14:46	0.0	0.0	-
14:47	0.0	0.0	14:47	0.0	0.0	-
14:48	0.0	0.0	14:48	0.0	0.0	-
14:49	0.0	0.0	14:49	0.0	0.0	-
14:50	0.0	0.0	14:50	0.0	0.0	-
14:51	0.0	0.0	14:51	0.0	0.0	-
14:52	0.0	0.0	14:52	0.0	0.0	-
14:53	0.0	0.0	14:53	0.0	0.0	-
14:54	0.0	0.0	14:54	0.0	0.0	-
14:55	0.0	0.0	14:55	0.0	0.0	-
14:56	0.0	0.0	14:56	0.0	0.0	-
14:57	0.0	0.0	14:57	0.0	0.0	-
14:58	0.0	0.0	14:58	0.0	0.0	-
14:59	0.0	0.0	14:59	0.0	0.0	-
15:00	0.0	0.0	15:00	0.0	0.0	-
15:01	0.0	0.0	15:01	0.0	0.0	-
15:02	0.0	0.0	15:02	0.0	0.0	-
15:03	0.0	0.0	15:03	0.0	0.0	-
15:04	0.0	0.0	15:04	0.0	0.0	-
15:05	0.0	0.0	15:05	0.0	0.0	-

Grand Union Bowling Alley Site
BCP #360222
150 Westchester Avenue, Port Chester
January 18, 2025

PID DATA						
Upwind			Downwind			Exceeds VOC Alarm Limit
Time	Concentration (ppm)	15-Min Avg Concentration (ppm)	Time	Concentration (ppm)	15-Min Avg Concentration (ppm)	
15:06	0.0	0.0	15:06	0.0	0.0	-
15:07	0.0	0.0	15:07	0.0	0.0	-
15:08	0.0	0.0	15:08	0.0	0.0	-
15:09	0.0	0.0	15:09	0.0	0.0	-
15:10	0.0	0.0	15:10	0.0	0.0	-
15:11	0.0	0.0	15:11	0.0	0.0	-
15:12	0.0	0.0	15:12	0.0	0.0	-

SESI CONSULTING ENGINEERS

959 US-46 Floor 3, Suite 300 - Parsippany-Troy Hills, NJ

DAILY AIR MONITORING REPORT
150 Westchester Avenue
Port Chester, New York

01/20/2025

Rev. No. 0	Page 1 of 2
Project Number: 11895A	
Dust Action Level	150 µg/m^3
VOC Action Level	5 ppm

Weather Data Range for Work Day		Wind Direction	WNW	Relative Humidity (%)	45.0 - 66.0	Daily Rain Total (in)	0.00	Readings in the summary table and graphs below are the reported downwind concentrations.
Temperature (°F)	21.0 - 26.0	Wind Speed (MPH)	5.1 - 10.5	Barometer (inHg)	30.10 - 30.20	Avg. Dew Point Temp (°F)	9.7	

Station Location	Daily Avg. Dust Concentration (µg/m^3)	Max 15-Min Dust Concentration (µg/m^3)	Time of Max Dust Reading	Daily Avg. VOC Concentration (ppm)	Max 15-Min VOC Concentration (ppm)	Time of Max VOC Reading
Upwind	9.9	12.5	11:05	0.0	0.0	11:05
Downwind	44.7	53.0	13:33	0.0	0.0	11:07

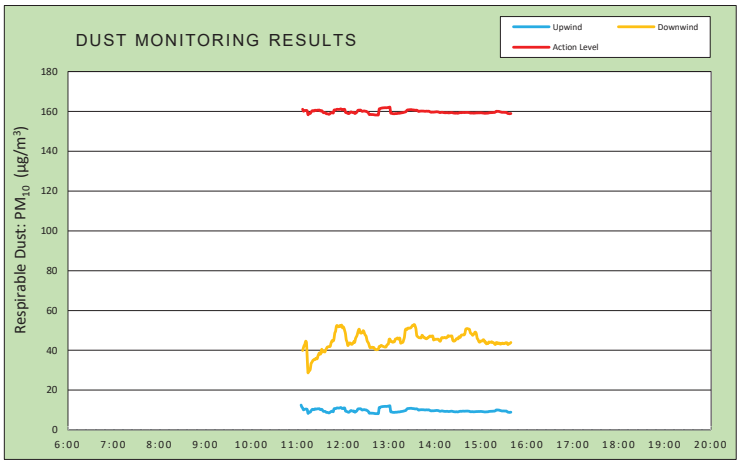

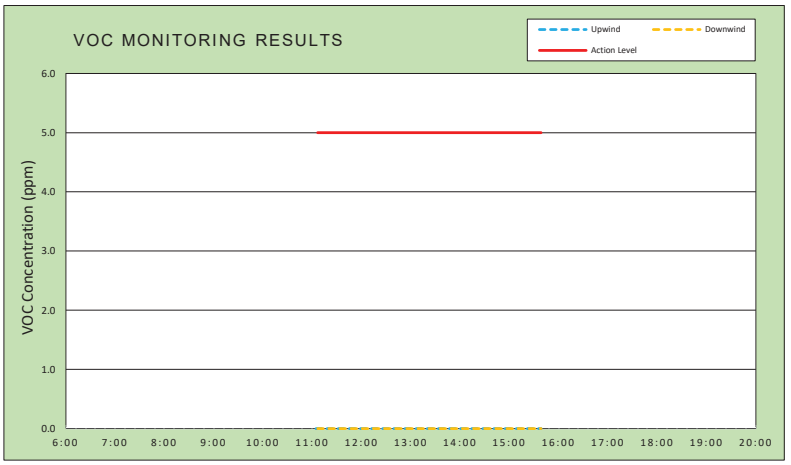

Air Monitoring Notes:

Weather Notes:

EMILCOTT
A Triumvirate Environmental Company

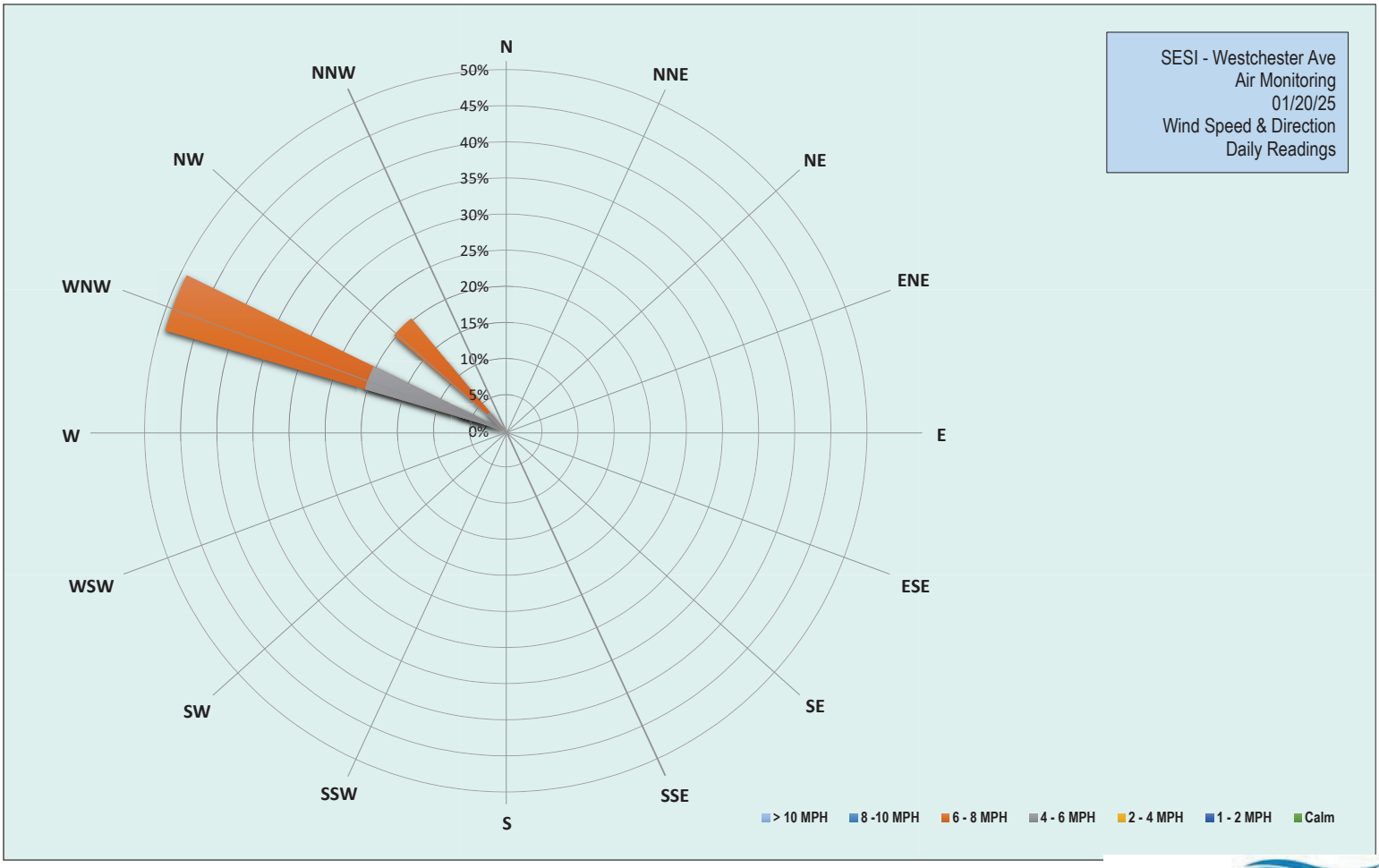

EMILCOTT
A Triumvirate Environmental Company

Grand Union Bowling Alley Site
BCP #360222
150 Westchester Avenue, Port Chester
January 20, 2025

Monday, January 20, 2025						
Number of Instances Where Downwind Particulates Exceeds Upwind Particulate + 150 =						0
Number of Comparable Data Points =						273
Start Time:						10:50
End Time:						15:39
PARTICULATE DATA						
Upwind			Downwind			Exceeds Particulate Alarm Limit
Time	Concentration (ug/m^3)	15-Min Avg Concentration (ug/m^3)	Time	Concentration (ug/m^3)	15-Min Avg Concentration (ug/m^3)	
10:50	28.5	-	10:50	-	-	-
10:51	25.5	-	10:51	-	-	-
10:52	16.5	-	10:52	8.0	-	-
10:53	21.3	-	10:53	7.3	-	-
10:54	7.3	-	10:54	16.3	-	-
10:55	6.8	-	10:55	16.8	-	-
10:56	7.0	-	10:56	18.3	-	-
10:57	7.8	-	10:57	36.0	-	-
10:58	11.3	-	10:58	144.8	-	-
10:59	37.3	-	10:59	137.5	-	-
11:00	8.8	-	11:00	25.3	-	-
11:01	7.3	-	11:01	37.3	-	-
11:02	9.8	-	11:02	24.0	-	-
11:03	6.5	-	11:03	22.5	-	-
11:04	8.3	-	11:04	27.3	-	-
11:05	6.5	12.5	11:05	26.5	-	-
11:06	10.0	11.5	11:06	30.5	-	-
11:07	10.8	11.1	11:07	28.8	39.9	-
11:08	6.8	10.1	11:08	27.3	41.3	-
11:09	9.5	10.3	11:09	33.8	42.4	-
11:10	9.0	10.4	11:10	27.0	43.1	-
11:11	8.0	10.5	11:11	41.0	44.6	-
11:12	7.8	10.5	11:12	26.5	44.0	-
11:13	8.0	10.3	11:13	27.5	36.2	-
11:14	8.5	8.4	11:14	27.3	28.8	-
11:15	15.8	8.8	11:15	45.8	30.2	-
11:16	9.5	9.0	11:16	31.0	29.8	-
11:17	9.5	9.0	11:17	35.5	30.5	-
11:18	16.3	9.6	11:18	64.0	33.3	-
11:19	16.0	10.1	11:19	36.3	33.9	-
11:20	10.8	10.4	11:20	37.8	34.7	-
11:21	7.3	10.2	11:21	38.3	35.2	-
11:22	10.5	10.2	11:22	29.0	35.2	-
11:23	12.8	10.6	11:23	34.3	35.7	-
11:24	8.0	10.5	11:24	32.3	35.6	-
11:25	8.8	10.5	11:25	34.8	36.1	-
11:26	9.8	10.6	11:26	36.3	35.8	-
11:27	8.0	10.6	11:27	47.0	37.1	-
11:28	8.3	10.6	11:28	42.0	38.1	-
11:29	9.0	10.7	11:29	36.8	38.7	-
11:30	9.3	10.2	11:30	35.3	38.0	-

Grand Union Bowling Alley Site
BCP #360222
150 Westchester Avenue, Port Chester
January 20, 2025

PARTICULATE DATA						
Upwind			Downwind			Exceeds Particulate Alarm Limit
Time	Concentration (ug/m^3)	15-Min Avg Concentration (ug/m^3)	Time	Concentration (ug/m^3)	15-Min Avg Concentration (ug/m^3)	
11:31	9.8	10.3	11:31	41.0	38.7	-
11:32	11.8	10.4	11:32	63.5	40.6	-
11:33	8.8	9.9	11:33	44.0	39.2	-
11:34	8.3	9.4	11:34	40.8	39.5	-
11:35	10.0	9.3	11:35	37.0	39.5	-
11:36	7.5	9.4	11:36	33.3	39.1	-
11:37	7.5	9.2	11:37	42.8	40.1	-
11:38	7.8	8.8	11:38	45.3	40.8	-
11:39	8.3	8.8	11:39	43.3	41.5	-
11:40	7.5	8.8	11:40	38.0	41.7	-
11:41	7.0	8.6	11:41	37.5	41.8	-
11:42	9.0	8.6	11:42	48.5	41.9	-
11:43	13.0	9.0	11:43	42.3	41.9	-
11:44	12.8	9.2	11:44	60.0	43.5	-
11:45	12.8	9.4	11:45	50.3	44.5	-
11:46	8.5	9.4	11:46	48.5	45.0	-
11:47	8.8	9.2	11:47	59.0	44.7	-
11:48	30.8	10.6	11:48	61.3	45.8	-
11:49	10.3	10.8	11:49	83.5	48.7	-
11:50	9.3	10.7	11:50	49.0	49.5	-
11:51	10.5	10.9	11:51	70.3	52.0	-
11:52	10.0	11.1	11:52	51.0	52.5	-
11:53	7.0	11.0	11:53	38.3	52.0	-
11:54	8.0	11.0	11:54	39.3	51.8	-
11:55	7.8	11.0	11:55	44.0	52.2	-
11:56	9.0	11.2	11:56	42.0	52.5	-
11:57	10.8	11.3	11:57	41.3	52.0	-
11:58	8.0	10.9	11:58	52.5	52.7	-
11:59	9.3	10.7	11:59	39.3	51.3	-
12:00	16.5	11.0	12:00	57.8	51.8	-
12:01	9.8	11.0	12:01	38.3	51.1	-
12:02	8.3	11.0	12:02	38.8	49.8	-
12:03	8.3	9.5	12:03	38.3	48.2	-
12:04	8.3	9.4	12:04	38.0	45.2	-
12:05	7.0	9.2	12:05	36.5	44.4	-
12:06	7.5	9.0	12:06	40.5	42.4	-
12:07	8.0	8.9	12:07	59.3	42.9	-
12:08	9.3	9.0	12:08	48.0	43.6	-
12:09	14.3	9.5	12:09	41.3	43.7	-
12:10	12.0	9.7	12:10	37.5	43.3	-
12:11	7.8	9.7	12:11	37.3	43.0	-
12:12	7.5	9.4	12:12	45.5	43.2	-
12:13	8.5	9.5	12:13	59.3	43.7	-
12:14	10.0	9.5	12:14	50.0	44.4	-
12:15	7.8	8.9	12:15	51.5	44.0	-
12:16	11.8	9.1	12:16	65.8	45.8	-
12:17	12.3	9.3	12:17	51.8	46.7	-
12:18	14.0	9.7	12:18	49.8	47.5	-

Grand Union Bowling Alley Site
BCP #360222
150 Westchester Avenue, Port Chester
January 20, 2025

PARTICULATE DATA						
Upwind			Downwind			Exceeds Particulate Alarm Limit
Time	Concentration (ug/m^3)	15-Min Avg Concentration (ug/m^3)	Time	Concentration (ug/m^3)	15-Min Avg Concentration (ug/m^3)	
12:19	19.3	10.5	12:19	58.8	48.8	-
12:20	9.5	10.6	12:20	56.8	50.2	-
12:21	7.3	10.6	12:21	46.5	50.6	-
12:22	9.0	10.7	12:22	37.8	49.2	-
12:23	8.0	10.6	12:23	39.5	48.6	-
12:24	8.5	10.2	12:24	44.3	48.8	-
12:25	9.0	10.0	12:25	39.5	48.9	-
12:26	9.8	10.1	12:26	51.5	49.9	-
12:27	8.5	10.2	12:27	38.8	49.4	-
12:28	8.3	10.2	12:28	41.5	48.2	-
12:29	7.8	10.0	12:29	40.0	47.6	-
12:30	8.0	10.1	12:30	42.8	47.0	-
12:31	7.8	9.8	12:31	37.8	45.1	-
12:32	9.0	9.6	12:32	37.8	44.2	-
12:33	8.0	9.2	12:33	41.5	43.6	-
12:34	8.3	8.4	12:34	40.5	42.4	-
12:35	9.3	8.4	12:35	40.8	41.4	-
12:36	8.3	8.5	12:36	45.5	41.3	-
12:37	7.8	8.4	12:37	40.5	41.5	-
12:38	8.3	8.4	12:38	41.0	41.6	-
12:39	8.0	8.4	12:39	41.8	41.4	-
12:40	8.3	8.3	12:40	40.0	41.4	-
12:41	8.5	8.3	12:41	38.5	40.6	-
12:42	7.8	8.2	12:42	38.3	40.5	-
12:43	8.0	8.2	12:43	38.8	40.4	-
12:44	8.0	8.2	12:44	39.0	40.3	-
12:45	8.0	8.2	12:45	45.8	40.5	-
12:46	8.0	8.2	12:46	39.5	40.6	-
12:47	54.3	11.2	12:47	57.8	41.9	-
12:48	9.3	11.3	12:48	40.8	41.9	-
12:49	11.3	11.5	12:49	47.3	42.3	-
12:50	11.3	11.7	12:50	43.0	42.5	-
12:51	9.0	11.7	12:51	39.3	42.1	-
12:52	9.0	11.8	12:52	39.3	42.0	-
12:53	8.3	11.8	12:53	38.8	41.8	-
12:54	8.8	11.8	12:54	39.3	41.7	-
12:55	8.5	11.9	12:55	39.5	41.6	-
12:56	8.0	11.8	12:56	40.0	41.7	-
12:57	8.0	11.8	12:57	51.0	42.6	-
12:58	9.3	11.9	12:58	44.5	43.0	-
12:59	8.8	12.0	12:59	42.8	43.2	-
13:00	9.3	12.1	13:00	80.5	45.5	-
13:01	9.3	12.1	13:01	40.8	45.6	-
13:02	9.0	9.1	13:02	40.8	44.5	-
13:03	9.0	9.1	13:03	42.3	44.6	-
13:04	9.3	9.0	13:04	41.3	44.2	-
13:05	9.3	8.8	13:05	41.3	44.1	-
13:06	9.0	8.8	13:06	42.5	44.3	-

Grand Union Bowling Alley Site
BCP #360222
150 Westchester Avenue, Port Chester
January 20, 2025

PARTICULATE DATA						
Upwind			Downwind			Exceeds Particulate Alarm Limit
Time	Concentration (ug/m^3)	15-Min Avg Concentration (ug/m^3)	Time	Concentration (ug/m^3)	15-Min Avg Concentration (ug/m^3)	
13:07	8.8	8.8	13:07	40.5	44.4	-
13:08	9.5	8.9	13:08	57.3	45.6	-
13:09	8.8	8.9	13:09	41.5	45.8	-
13:10	8.8	8.9	13:10	42.0	45.9	-
13:11	9.0	9.0	13:11	44.5	46.2	-
13:12	9.0	9.1	13:12	41.3	45.6	-
13:13	9.5	9.1	13:13	52.3	46.1	-
13:14	9.0	9.1	13:14	42.8	46.1	-
13:15	11.3	9.2	13:15	43.3	43.6	-
13:16	9.8	9.3	13:16	42.5	43.7	-
13:17	10.3	9.3	13:17	43.8	43.9	-
13:18	9.8	9.4	13:18	45.0	44.1	-
13:19	11.0	9.5	13:19	59.8	45.3	-
13:20	10.8	9.6	13:20	61.8	46.7	-
13:21	10.8	9.7	13:21	92.8	50.1	-
13:22	11.3	9.9	13:22	50.8	50.7	-
13:23	17.8	10.4	13:23	51.5	50.4	-
13:24	13.0	10.7	13:24	51.0	51.0	-
13:25	9.5	10.8	13:25	45.0	51.2	-
13:26	9.5	10.8	13:26	43.0	51.1	-
13:27	9.8	10.9	13:27	43.0	51.2	-
13:28	9.8	10.9	13:28	52.8	51.2	-
13:29	9.3	10.9	13:29	49.3	51.7	-
13:30	9.5	10.8	13:30	51.0	52.2	-
13:31	9.5	10.8	13:31	49.8	52.7	-
13:32	9.5	10.7	13:32	42.3	52.6	-
13:33	9.0	10.7	13:33	50.8	53.0	-
13:34	9.5	10.6	13:34	45.5	52.0	-
13:35	11.5	10.6	13:35	43.3	50.8	-
13:36	10.5	10.6	13:36	43.8	47.5	-
13:37	9.0	10.4	13:37	42.5	47.0	-
13:38	12.5	10.1	13:38	46.8	46.6	-
13:39	11.3	10.0	13:39	46.5	46.3	-
13:40	12.3	10.2	13:40	44.8	46.3	-
13:41	9.3	10.1	13:41	42.3	46.3	-
13:42	10.5	10.2	13:42	43.3	46.3	-
13:43	9.3	10.2	13:43	72.3	47.6	-
13:44	9.5	10.2	13:44	40.8	47.0	-
13:45	9.0	10.1	13:45	46.5	46.7	-
13:46	8.8	10.1	13:46	42.3	46.2	-
13:47	8.8	10.0	13:47	43.3	46.3	-
13:48	9.8	10.1	13:48	44.8	45.9	-
13:49	10.0	10.1	13:49	44.5	45.8	-
13:50	10.8	10.1	13:50	47.8	46.1	-
13:51	10.8	10.1	13:51	50.5	46.6	-
13:52	9.0	10.1	13:52	42.5	46.6	-
13:53	9.0	9.9	13:53	55.5	47.2	-
13:54	9.0	9.7	13:54	45.8	47.1	-

Grand Union Bowling Alley Site
BCP #360222
150 Westchester Avenue, Port Chester
January 20, 2025

PARTICULATE DATA						
Upwind			Downwind			Exceeds Particulate Alarm Limit
Time	Concentration (ug/m^3)	15-Min Avg Concentration (ug/m^3)	Time	Concentration (ug/m^3)	15-Min Avg Concentration (ug/m^3)	
13:55	10.3	9.6	13:55	44.3	47.1	-
13:56	10.8	9.7	13:56	43.8	47.2	-
13:57	9.8	9.6	13:57	43.8	47.2	-
13:58	9.5	9.6	13:58	42.5	45.2	-
13:59	10.0	9.7	13:59	46.5	45.6	-
14:00	9.8	9.7	14:00	44.5	45.5	-
14:01	9.3	9.8	14:01	43.8	45.6	-
14:02	9.8	9.8	14:02	43.0	45.6	-
14:03	9.0	9.8	14:03	45.0	45.6	-
14:04	9.5	9.7	14:04	45.0	45.6	-
14:05	8.8	9.6	14:05	41.8	45.2	-
14:06	8.0	9.4	14:06	42.3	44.7	-
14:07	9.0	9.4	14:07	42.5	44.7	-
14:08	10.3	9.5	14:08	73.0	45.8	-
14:09	10.0	9.6	14:09	54.8	46.4	-
14:10	9.3	9.5	14:10	42.8	46.3	-
14:11	9.5	9.4	14:11	42.8	46.3	-
14:12	8.8	9.4	14:12	46.5	46.4	-
14:13	9.0	9.3	14:13	42.5	46.4	-
14:14	10.0	9.3	14:14	42.8	46.2	-
14:15	10.3	9.4	14:15	46.5	46.3	-
14:16	9.5	9.4	14:16	48.5	46.6	-
14:17	8.5	9.3	14:17	53.8	47.4	-
14:18	8.5	9.3	14:18	42.0	47.2	-
14:19	10.3	9.3	14:19	44.0	47.1	-
14:20	9.5	9.4	14:20	43.0	47.2	-
14:21	9.0	9.4	14:21	42.5	47.2	-
14:22	8.8	9.4	14:22	42.8	47.2	-
14:23	9.0	9.3	14:23	42.8	45.2	-
14:24	8.3	9.2	14:24	46.8	44.7	-
14:25	8.5	9.2	14:25	42.8	44.7	-
14:26	8.8	9.1	14:26	45.5	44.8	-
14:27	8.8	9.1	14:27	54.0	45.3	-
14:28	10.0	9.2	14:28	50.3	45.9	-
14:29	8.8	9.1	14:29	43.0	45.9	-
14:30	10.3	9.1	14:30	44.3	45.7	-
14:31	11.5	9.2	14:31	64.5	46.8	-
14:32	10.0	9.3	14:32	48.3	46.4	-
14:33	9.8	9.4	14:33	44.5	46.6	-
14:34	9.3	9.3	14:34	57.8	47.5	-
14:35	10.5	9.4	14:35	46.0	47.7	-
14:36	9.5	9.4	14:36	42.8	47.7	-
14:37	9.0	9.5	14:37	44.0	47.8	-
14:38	8.3	9.4	14:38	42.0	47.8	-
14:39	8.8	9.4	14:39	57.8	48.5	-
14:40	8.8	9.5	14:40	73.8	50.6	-
14:41	9.0	9.5	14:41	49.8	50.8	-
14:42	9.0	9.5	14:42	55.3	50.9	-

Grand Union Bowling Alley Site
BCP #360222
150 Westchester Avenue, Port Chester
January 20, 2025

PARTICULATE DATA						
Upwind			Downwind			Exceeds Particulate Alarm Limit
Time	Concentration (ug/m^3)	15-Min Avg Concentration (ug/m^3)	Time	Concentration (ug/m^3)	15-Min Avg Concentration (ug/m^3)	
14:43	9.5	9.5	14:43	48.3	50.8	-
14:44	8.3	9.4	14:44	41.5	50.7	-
14:45	9.0	9.3	14:45	40.8	50.5	-
14:46	8.8	9.2	14:46	41.0	48.9	-
14:47	10.5	9.2	14:47	41.5	48.4	-
14:48	9.3	9.2	14:48	41.0	48.2	-
14:49	10.0	9.2	14:49	47.5	47.5	-
14:50	9.3	9.1	14:50	52.5	48.0	-
14:51	9.8	9.1	14:51	47.5	48.3	-
14:52	9.3	9.2	14:52	56.3	49.1	-
14:53	9.0	9.2	14:53	41.3	49.0	-
14:54	9.3	9.2	14:54	43.8	48.1	-
14:55	9.0	9.3	14:55	42.5	46.0	-
14:56	8.8	9.2	14:56	42.0	45.5	-
14:57	9.8	9.3	14:57	41.5	44.6	-
14:58	9.0	9.3	14:58	40.5	44.1	-
14:59	9.0	9.3	14:59	45.8	44.4	-
15:00	8.8	9.3	15:00	46.3	44.7	-
15:01	8.5	9.3	15:01	40.3	44.7	-
15:02	9.5	9.2	15:02	43.8	44.8	-
15:03	8.5	9.2	15:03	49.0	45.4	-
15:04	9.3	9.1	15:04	41.8	45.0	-
15:05	8.3	9.0	15:05	39.3	44.1	-
15:06	10.3	9.1	15:06	49.0	44.2	-
15:07	9.5	9.1	15:07	42.0	43.2	-
15:08	9.8	9.1	15:08	45.5	43.5	-
15:09	8.8	9.1	15:09	41.0	43.3	-
15:10	11.3	9.3	15:10	55.0	44.2	-
15:11	9.5	9.3	15:11	40.8	44.1	-
15:12	10.5	9.4	15:12	41.0	44.1	-
15:13	9.3	9.4	15:13	40.8	44.1	-
15:14	9.3	9.4	15:14	49.5	44.3	-
15:15	9.0	9.4	15:15	40.3	43.9	-
15:16	9.3	9.5	15:16	39.8	43.9	-
15:17	9.5	9.5	15:17	39.0	43.6	-
15:18	9.5	9.5	15:18	41.3	43.1	-
15:19	12.8	9.8	15:19	40.5	43.0	-
15:20	13.0	10.1	15:20	53.8	43.9	-
15:21	9.0	10.0	15:21	40.0	43.3	-
15:22	10.5	10.1	15:22	48.8	43.8	-
15:23	8.5	10.0	15:23	38.5	43.3	-
15:24	8.3	9.9	15:24	46.0	43.7	-
15:25	8.5	9.8	15:25	46.8	43.1	-
15:26	8.5	9.7	15:26	44.5	43.4	-
15:27	8.5	9.6	15:27	39.5	43.3	-
15:28	9.0	9.5	15:28	46.8	43.7	-
15:29	9.3	9.5	15:29	44.8	43.3	-
15:30	9.0	9.5	15:30	40.8	43.4	-

Grand Union Bowling Alley Site
BCP #360222
150 Westchester Avenue, Port Chester
January 20, 2025

PARTICULATE DATA						
Upwind			Downwind			Exceeds Particulate Alarm Limit
Time	Concentration (ug/m^3)	15-Min Avg Concentration (ug/m^3)	Time	Concentration (ug/m^3)	15-Min Avg Concentration (ug/m^3)	
15:31	8.8	9.5	15:31	40.0	43.4	-
15:32	9.3	9.5	15:32	45.0	43.8	-
15:33	9.8	9.5	15:33	40.8	43.8	-
15:34	8.8	9.2	15:34	40.5	43.8	-
15:35	8.8	9.0	15:35	41.0	42.9	-
15:36	8.5	8.9	15:36	43.5	43.1	-
15:37	9.0	8.8	15:37	52.0	43.4	-
15:38	9.3	8.9	15:38	41.3	43.5	-
15:39	9.0	8.9	15:39	52.0	43.9	-

Grand Union Bowling Alley Site
BCP #360222
150 Westchester Avenue, Port Chester
January 20, 2025

Monday, January 20, 2025						
Number of Instances Where Downwind VOCs Exceeds Upwind VOCs + 5 =						0
Number of Comparable Data Points =						273
Start Time:						10:50
End Time:						15:39
PID DATA						
Upwind			Downwind			
Time	Concentration (ppm)	15-Min Avg Concentration (ppm)	Time	Concentration (ppm)	15-Min Avg Concentration (ppm)	Exceeds VOC Alarm Limit
10:50	0.0	-	10:50	-	-	-
10:51	0.0	-	10:51	-	-	-
10:52	0.0	-	10:52	0.0	-	-
10:53	0.0	-	10:53	0.0	-	-
10:54	0.0	-	10:54	0.0	-	-
10:55	0.0	-	10:55	0.0	-	-
10:56	0.0	-	10:56	0.0	-	-
10:57	0.0	-	10:57	0.0	-	-
10:58	0.0	-	10:58	0.0	-	-
10:59	0.0	-	10:59	0.0	-	-
11:00	0.0	-	11:00	0.0	-	-
11:01	0.0	-	11:01	0.0	-	-
11:02	0.0	-	11:02	0.0	-	-
11:03	0.0	-	11:03	0.0	-	-
11:04	0.0	-	11:04	0.0	-	-
11:05	0.0	0.0	11:05	0.0	-	-
11:06	0.0	0.0	11:06	0.0	-	-
11:07	0.0	0.0	11:07	0.0	0.0	-
11:08	0.0	0.0	11:08	0.0	0.0	-
11:09	0.0	0.0	11:09	0.0	0.0	-
11:10	0.0	0.0	11:10	0.0	0.0	-
11:11	0.0	0.0	11:11	0.0	0.0	-
11:12	0.0	0.0	11:12	0.0	0.0	-
11:13	0.0	0.0	11:13	0.0	0.0	-
11:14	0.0	0.0	11:14	0.0	0.0	-
11:15	0.0	0.0	11:15	0.0	0.0	-
11:16	0.0	0.0	11:16	0.0	0.0	-
11:17	0.0	0.0	11:17	0.0	0.0	-
11:18	0.0	0.0	11:18	0.0	0.0	-
11:19	0.0	0.0	11:19	0.0	0.0	-
11:20	0.0	0.0	11:20	0.0	0.0	-
11:21	0.0	0.0	11:21	0.0	0.0	-
11:22	0.0	0.0	11:22	0.0	0.0	-
11:23	0.0	0.0	11:23	0.0	0.0	-
11:24	0.0	0.0	11:24	0.0	0.0	-
11:25	0.0	0.0	11:25	0.0	0.0	-
11:26	0.0	0.0	11:26	0.0	0.0	-
11:27	0.0	0.0	11:27	0.0	0.0	-
11:28	0.0	0.0	11:28	0.0	0.0	-
11:29	0.0	0.0	11:29	0.0	0.0	-
11:30	0.0	0.0	11:30	0.0	0.0	-
11:31	0.0	0.0	11:31	0.0	0.0	-

Grand Union Bowling Alley Site
BCP #360222
150 Westchester Avenue, Port Chester
January 20, 2025

PID DATA						
Upwind			Downwind			
Time	Concentration (ppm)	15-Min Avg Concentration (ppm)	Time	Concentration (ppm)	15-Min Avg Concentration (ppm)	Exceeds VOC Alarm Limit
11:32	0.0	0.0	11:32	0.0	0.0	-
11:33	0.0	0.0	11:33	0.0	0.0	-
11:34	0.0	0.0	11:34	0.0	0.0	-
11:35	0.0	0.0	11:35	0.0	0.0	-
11:36	0.0	0.0	11:36	0.0	0.0	-
11:37	0.0	0.0	11:37	0.0	0.0	-
11:38	0.0	0.0	11:38	0.0	0.0	-
11:39	0.0	0.0	11:39	0.0	0.0	-
11:40	0.0	0.0	11:40	0.0	0.0	-
11:41	0.0	0.0	11:41	0.0	0.0	-
11:42	0.0	0.0	11:42	0.0	0.0	-
11:43	0.0	0.0	11:43	0.0	0.0	-
11:44	0.0	0.0	11:44	0.0	0.0	-
11:45	0.0	0.0	11:45	0.0	0.0	-
11:46	0.0	0.0	11:46	0.0	0.0	-
11:47	0.0	0.0	11:47	0.0	0.0	-
11:48	0.0	0.0	11:48	0.0	0.0	-
11:49	0.0	0.0	11:49	0.0	0.0	-
11:50	0.0	0.0	11:50	0.0	0.0	-
11:51	0.0	0.0	11:51	0.0	0.0	-
11:52	0.0	0.0	11:52	0.0	0.0	-
11:53	0.0	0.0	11:53	0.0	0.0	-
11:54	0.0	0.0	11:54	0.0	0.0	-
11:55	0.0	0.0	11:55	0.0	0.0	-
11:56	0.0	0.0	11:56	0.0	0.0	-
11:57	0.0	0.0	11:57	0.0	0.0	-
11:58	0.0	0.0	11:58	0.0	0.0	-
11:59	0.0	0.0	11:59	0.0	0.0	-
12:00	0.0	0.0	12:00	0.0	0.0	-
12:01	0.0	0.0	12:01	0.0	0.0	-
12:02	0.0	0.0	12:02	0.0	0.0	-
12:03	0.0	0.0	12:03	0.0	0.0	-
12:04	0.0	0.0	12:04	0.0	0.0	-
12:05	0.0	0.0	12:05	0.0	0.0	-
12:06	0.0	0.0	12:06	0.0	0.0	-
12:07	0.0	0.0	12:07	0.0	0.0	-
12:08	0.0	0.0	12:08	0.0	0.0	-
12:09	0.0	0.0	12:09	0.0	0.0	-
12:10	0.0	0.0	12:10	0.0	0.0	-
12:11	0.0	0.0	12:11	0.0	0.0	-
12:12	0.0	0.0	12:12	0.0	0.0	-
12:13	0.0	0.0	12:13	0.0	0.0	-
12:14	0.0	0.0	12:14	0.0	0.0	-
12:15	0.0	0.0	12:15	0.0	0.0	-
12:16	0.0	0.0	12:16	0.0	0.0	-
12:17	0.0	0.0	12:17	0.0	0.0	-
12:18	0.0	0.0	12:18	0.0	0.0	-
12:19	0.0	0.0	12:19	0.0	0.0	-

Grand Union Bowling Alley Site
BCP #360222
150 Westchester Avenue, Port Chester
January 20, 2025

PID DATA						
Upwind			Downwind			
Time	Concentration (ppm)	15-Min Avg Concentration (ppm)	Time	Concentration (ppm)	15-Min Avg Concentration (ppm)	Exceeds VOC Alarm Limit
12:20	0.0	0.0	12:20	0.0	0.0	-
12:21	0.0	0.0	12:21	0.0	0.0	-
12:22	0.0	0.0	12:22	0.0	0.0	-
12:23	0.0	0.0	12:23	0.0	0.0	-
12:24	0.0	0.0	12:24	0.0	0.0	-
12:25	0.0	0.0	12:25	0.0	0.0	-
12:26	0.0	0.0	12:26	0.0	0.0	-
12:27	0.0	0.0	12:27	0.0	0.0	-
12:28	0.0	0.0	12:28	0.0	0.0	-
12:29	0.0	0.0	12:29	0.0	0.0	-
12:30	0.0	0.0	12:30	0.0	0.0	-
12:31	0.0	0.0	12:31	0.0	0.0	-
12:32	0.0	0.0	12:32	0.0	0.0	-
12:33	0.0	0.0	12:33	0.0	0.0	-
12:34	0.0	0.0	12:34	0.0	0.0	-
12:35	0.0	0.0	12:35	0.0	0.0	-
12:36	0.0	0.0	12:36	0.0	0.0	-
12:37	0.0	0.0	12:37	0.0	0.0	-
12:38	0.0	0.0	12:38	0.0	0.0	-
12:39	0.0	0.0	12:39	0.0	0.0	-
12:40	0.0	0.0	12:40	0.0	0.0	-
12:41	0.0	0.0	12:41	0.0	0.0	-
12:42	0.0	0.0	12:42	0.0	0.0	-
12:43	0.0	0.0	12:43	0.0	0.0	-
12:44	0.0	0.0	12:44	0.0	0.0	-
12:45	0.0	0.0	12:45	0.0	0.0	-
12:46	0.0	0.0	12:46	0.0	0.0	-
12:47	0.0	0.0	12:47	0.0	0.0	-
12:48	0.0	0.0	12:48	0.0	0.0	-
12:49	0.0	0.0	12:49	0.0	0.0	-
12:50	0.0	0.0	12:50	0.0	0.0	-
12:51	0.0	0.0	12:51	0.0	0.0	-
12:52	0.0	0.0	12:52	0.0	0.0	-
12:53	0.0	0.0	12:53	0.0	0.0	-
12:54	0.0	0.0	12:54	0.0	0.0	-
12:55	0.0	0.0	12:55	0.0	0.0	-
12:56	0.0	0.0	12:56	0.0	0.0	-
12:57	0.0	0.0	12:57	0.0	0.0	-
12:58	0.0	0.0	12:58	0.0	0.0	-
12:59	0.0	0.0	12:59	0.0	0.0	-
13:00	0.0	0.0	13:00	0.0	0.0	-
13:01	0.0	0.0	13:01	0.0	0.0	-
13:02	0.0	0.0	13:02	0.0	0.0	-
13:03	0.0	0.0	13:03	0.0	0.0	-
13:04	0.0	0.0	13:04	0.0	0.0	-
13:05	0.0	0.0	13:05	0.0	0.0	-
13:06	0.0	0.0	13:06	0.0	0.0	-
13:07	0.0	0.0	13:07	0.0	0.0	-

Grand Union Bowling Alley Site
BCP #360222
150 Westchester Avenue, Port Chester
January 20, 2025

PID DATA						
Upwind			Downwind			
Time	Concentration (ppm)	15-Min Avg Concentration (ppm)	Time	Concentration (ppm)	15-Min Avg Concentration (ppm)	Exceeds VOC Alarm Limit
13:08	0.0	0.0	13:08	0.0	0.0	-
13:09	0.0	0.0	13:09	0.0	0.0	-
13:10	0.0	0.0	13:10	0.0	0.0	-
13:11	0.0	0.0	13:11	0.0	0.0	-
13:12	0.0	0.0	13:12	0.0	0.0	-
13:13	0.0	0.0	13:13	0.0	0.0	-
13:14	0.0	0.0	13:14	0.0	0.0	-
13:15	0.0	0.0	13:15	0.0	0.0	-
13:16	0.0	0.0	13:16	0.0	0.0	-
13:17	0.0	0.0	13:17	0.0	0.0	-
13:18	0.0	0.0	13:18	0.0	0.0	-
13:19	0.0	0.0	13:19	0.0	0.0	-
13:20	0.0	0.0	13:20	0.0	0.0	-
13:21	0.0	0.0	13:21	0.0	0.0	-
13:22	0.0	0.0	13:22	0.0	0.0	-
13:23	0.0	0.0	13:23	0.0	0.0	-
13:24	0.0	0.0	13:24	0.0	0.0	-
13:25	0.0	0.0	13:25	0.0	0.0	-
13:26	0.0	0.0	13:26	0.0	0.0	-
13:27	0.0	0.0	13:27	0.0	0.0	-
13:28	0.0	0.0	13:28	0.0	0.0	-
13:29	0.0	0.0	13:29	0.0	0.0	-
13:30	0.0	0.0	13:30	0.0	0.0	-
13:31	0.0	0.0	13:31	0.0	0.0	-
13:32	0.0	0.0	13:32	0.0	0.0	-
13:33	0.0	0.0	13:33	0.0	0.0	-
13:34	0.0	0.0	13:34	0.0	0.0	-
13:35	0.0	0.0	13:35	0.0	0.0	-
13:36	0.0	0.0	13:36	0.0	0.0	-
13:37	0.0	0.0	13:37	0.0	0.0	-
13:38	0.0	0.0	13:38	0.0	0.0	-
13:39	0.0	0.0	13:39	0.0	0.0	-
13:40	0.0	0.0	13:40	0.0	0.0	-
13:41	0.0	0.0	13:41	0.0	0.0	-
13:42	0.0	0.0	13:42	0.0	0.0	-
13:43	0.0	0.0	13:43	0.0	0.0	-
13:44	0.0	0.0	13:44	0.0	0.0	-
13:45	0.0	0.0	13:45	0.0	0.0	-
13:46	0.0	0.0	13:46	0.0	0.0	-
13:47	0.0	0.0	13:47	0.0	0.0	-
13:48	0.0	0.0	13:48	0.0	0.0	-
13:49	0.0	0.0	13:49	0.0	0.0	-
13:50	0.0	0.0	13:50	0.0	0.0	-
13:51	0.0	0.0	13:51	0.0	0.0	-
13:52	0.0	0.0	13:52	0.0	0.0	-
13:53	0.0	0.0	13:53	0.0	0.0	-
13:54	0.0	0.0	13:54	0.0	0.0	-
13:55	0.0	0.0	13:55	0.0	0.0	-

Grand Union Bowling Alley Site
BCP #360222
150 Westchester Avenue, Port Chester
January 20, 2025

PID DATA						
Upwind			Downwind			
Time	Concentration (ppm)	15-Min Avg Concentration (ppm)	Time	Concentration (ppm)	15-Min Avg Concentration (ppm)	Exceeds VOC Alarm Limit
13:56	0.0	0.0	13:56	0.0	0.0	-
13:57	0.0	0.0	13:57	0.0	0.0	-
13:58	0.0	0.0	13:58	0.0	0.0	-
13:59	0.0	0.0	13:59	0.0	0.0	-
14:00	0.0	0.0	14:00	0.0	0.0	-
14:01	0.0	0.0	14:01	0.0	0.0	-
14:02	0.0	0.0	14:02	0.0	0.0	-
14:03	0.0	0.0	14:03	0.0	0.0	-
14:04	0.0	0.0	14:04	0.0	0.0	-
14:05	0.0	0.0	14:05	0.0	0.0	-
14:06	0.0	0.0	14:06	0.0	0.0	-
14:07	0.0	0.0	14:07	0.0	0.0	-
14:08	0.0	0.0	14:08	0.0	0.0	-
14:09	0.0	0.0	14:09	0.0	0.0	-
14:10	0.0	0.0	14:10	0.0	0.0	-
14:11	0.0	0.0	14:11	0.0	0.0	-
14:12	0.0	0.0	14:12	0.0	0.0	-
14:13	0.0	0.0	14:13	0.0	0.0	-
14:14	0.0	0.0	14:14	0.0	0.0	-
14:15	0.0	0.0	14:15	0.0	0.0	-
14:16	0.0	0.0	14:16	0.0	0.0	-
14:17	0.0	0.0	14:17	0.0	0.0	-
14:18	0.0	0.0	14:18	0.0	0.0	-
14:19	0.0	0.0	14:19	0.0	0.0	-
14:20	0.0	0.0	14:20	0.0	0.0	-
14:21	0.0	0.0	14:21	0.0	0.0	-
14:22	0.0	0.0	14:22	0.0	0.0	-
14:23	0.0	0.0	14:23	0.0	0.0	-
14:24	0.0	0.0	14:24	0.0	0.0	-
14:25	0.0	0.0	14:25	0.0	0.0	-
14:26	0.0	0.0	14:26	0.0	0.0	-
14:27	0.0	0.0	14:27	0.0	0.0	-
14:28	0.0	0.0	14:28	0.0	0.0	-
14:29	0.0	0.0	14:29	0.0	0.0	-
14:30	0.0	0.0	14:30	0.0	0.0	-
14:31	0.0	0.0	14:31	0.0	0.0	-
14:32	0.0	0.0	14:32	0.0	0.0	-
14:33	0.0	0.0	14:33	0.0	0.0	-
14:34	0.0	0.0	14:34	0.0	0.0	-
14:35	0.0	0.0	14:35	0.0	0.0	-
14:36	0.0	0.0	14:36	0.0	0.0	-
14:37	0.0	0.0	14:37	0.0	0.0	-
14:38	0.0	0.0	14:38	0.0	0.0	-
14:39	0.0	0.0	14:39	0.0	0.0	-
14:40	0.0	0.0	14:40	0.0	0.0	-
14:41	0.0	0.0	14:41	0.0	0.0	-
14:42	0.0	0.0	14:42	0.0	0.0	-
14:43	0.0	0.0	14:43	0.0	0.0	-

Grand Union Bowling Alley Site
BCP #360222
150 Westchester Avenue, Port Chester
January 20, 2025

PID DATA						
Upwind			Downwind			
Time	Concentration (ppm)	15-Min Avg Concentration (ppm)	Time	Concentration (ppm)	15-Min Avg Concentration (ppm)	Exceeds VOC Alarm Limit
14:44	0.0	0.0	14:44	0.0	0.0	-
14:45	0.0	0.0	14:45	0.0	0.0	-
14:46	0.0	0.0	14:46	0.0	0.0	-
14:47	0.0	0.0	14:47	0.0	0.0	-
14:48	0.0	0.0	14:48	0.0	0.0	-
14:49	0.0	0.0	14:49	0.0	0.0	-
14:50	0.0	0.0	14:50	0.0	0.0	-
14:51	0.0	0.0	14:51	0.0	0.0	-
14:52	0.0	0.0	14:52	0.0	0.0	-
14:53	0.0	0.0	14:53	0.0	0.0	-
14:54	0.0	0.0	14:54	0.0	0.0	-
14:55	0.0	0.0	14:55	0.0	0.0	-
14:56	0.0	0.0	14:56	0.0	0.0	-
14:57	0.0	0.0	14:57	0.0	0.0	-
14:58	0.0	0.0	14:58	0.0	0.0	-
14:59	0.0	0.0	14:59	0.0	0.0	-
15:00	0.0	0.0	15:00	0.0	0.0	-
15:01	0.0	0.0	15:01	0.0	0.0	-
15:02	0.0	0.0	15:02	0.0	0.0	-
15:03	0.0	0.0	15:03	0.0	0.0	-
15:04	0.0	0.0	15:04	0.0	0.0	-
15:05	0.0	0.0	15:05	0.0	0.0	-
15:06	0.0	0.0	15:06	0.0	0.0	-
15:07	0.0	0.0	15:07	0.0	0.0	-
15:08	0.0	0.0	15:08	0.0	0.0	-
15:09	0.0	0.0	15:09	0.0	0.0	-
15:10	0.0	0.0	15:10	0.0	0.0	-
15:11	0.0	0.0	15:11	0.0	0.0	-
15:12	0.0	0.0	15:12	0.0	0.0	-
15:13	0.0	0.0	15:13	0.0	0.0	-
15:14	0.0	0.0	15:14	0.0	0.0	-
15:15	0.0	0.0	15:15	0.0	0.0	-
15:16	0.0	0.0	15:16	0.0	0.0	-
15:17	0.0	0.0	15:17	0.0	0.0	-
15:18	0.0	0.0	15:18	0.0	0.0	-
15:19	0.0	0.0	15:19	0.0	0.0	-
15:20	0.0	0.0	15:20	0.0	0.0	-
15:21	0.0	0.0	15:21	0.0	0.0	-
15:22	0.0	0.0	15:22	0.0	0.0	-
15:23	0.0	0.0	15:23	0.0	0.0	-
15:24	0.0	0.0	15:24	0.0	0.0	-
15:25	0.0	0.0	15:25	0.0	0.0	-
15:26	0.0	0.0	15:26	0.0	0.0	-
15:27	0.0	0.0	15:27	0.0	0.0	-
15:28	0.0	0.0	15:28	0.0	0.0	-
15:29	0.0	0.0	15:29	0.0	0.0	-
15:30	0.0	0.0	15:30	0.0	0.0	-
15:31	0.0	0.0	15:31	0.0	0.0	-

Grand Union Bowling Alley Site
BCP #360222
150 Westchester Avenue, Port Chester
January 20, 2025

PID DATA						
Upwind			Downwind			
Time	Concentration (ppm)	15-Min Avg Concentration (ppm)	Time	Concentration (ppm)	15-Min Avg Concentration (ppm)	Exceeds VOC Alarm Limit
15:32	0.0	0.0	15:32	0.0	0.0	-
15:33	0.0	0.0	15:33	0.0	0.0	-
15:34	0.0	0.0	15:34	0.0	0.0	-
15:35	0.0	0.0	15:35	0.0	0.0	-
15:36	0.0	0.0	15:36	0.0	0.0	-
15:37	0.0	0.0	15:37	0.0	0.0	-
15:38	0.0	0.0	15:38	0.0	0.0	-
15:39	0.0	0.0	15:39	0.0	0.0	-

SESI CONSULTING ENGINEERS

959 US-46 Floor 3, Suite 300 - Parsippany-Troy Hills, NJ

DAILY AIR MONITORING REPORT
150 Westchester Avenue
Port Chester, New York

01/21/2025

Rev. No. 0	Page 1 of 2
Project Number: 11895A	
Dust Action Level	150 µg/m^3
VOC Action Level	5 ppm

Weather Data Range for Work Day		Wind Direction	WNW	Relative Humidity (%)	45.0 - 63.0	Daily Rain Total (in)	0.00	Readings in the summary table and graphs below are the reported downwind concentrations.
Temperature (°F)	12.0 - 20.0	Wind Speed (MPH)	2.4 - 4.9	Barometer (inHg)	30.50 - 30.60	Avg. Dew Point Temp (°F)	2.0	

Station Location	Daily Avg. Dust Concentration (µg/m^3)	Max 15-Min Dust Concentration (µg/m^3)	Time of Max Dust Reading	Daily Avg. VOC Concentration (ppm)	Max 15-Min VOC Concentration (ppm)	Time of Max VOC Reading
Upwind	19.4	24.3	11:15	0.0	0.0	8:59
Downwind	40.4	57.7	14:15	0.0	0.0	9:00

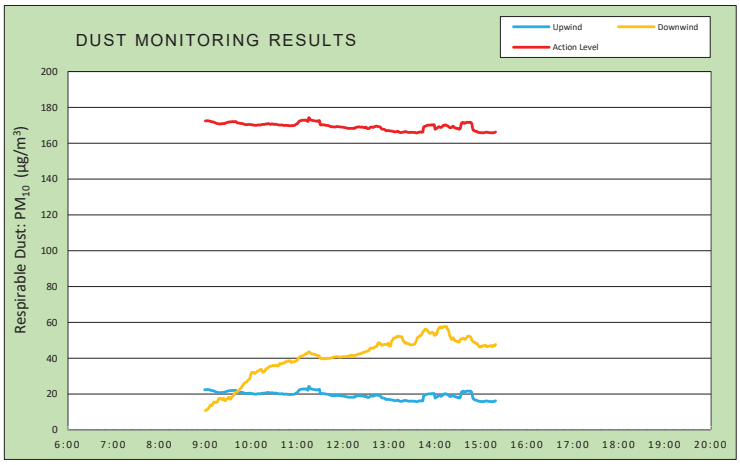

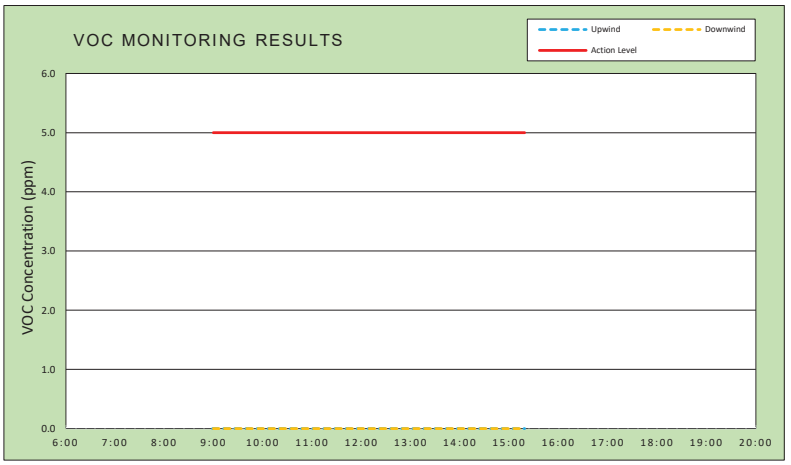

Air Monitoring Notes:

Weather Notes:

EMILCOTT
A Triumvirate Environmental Company

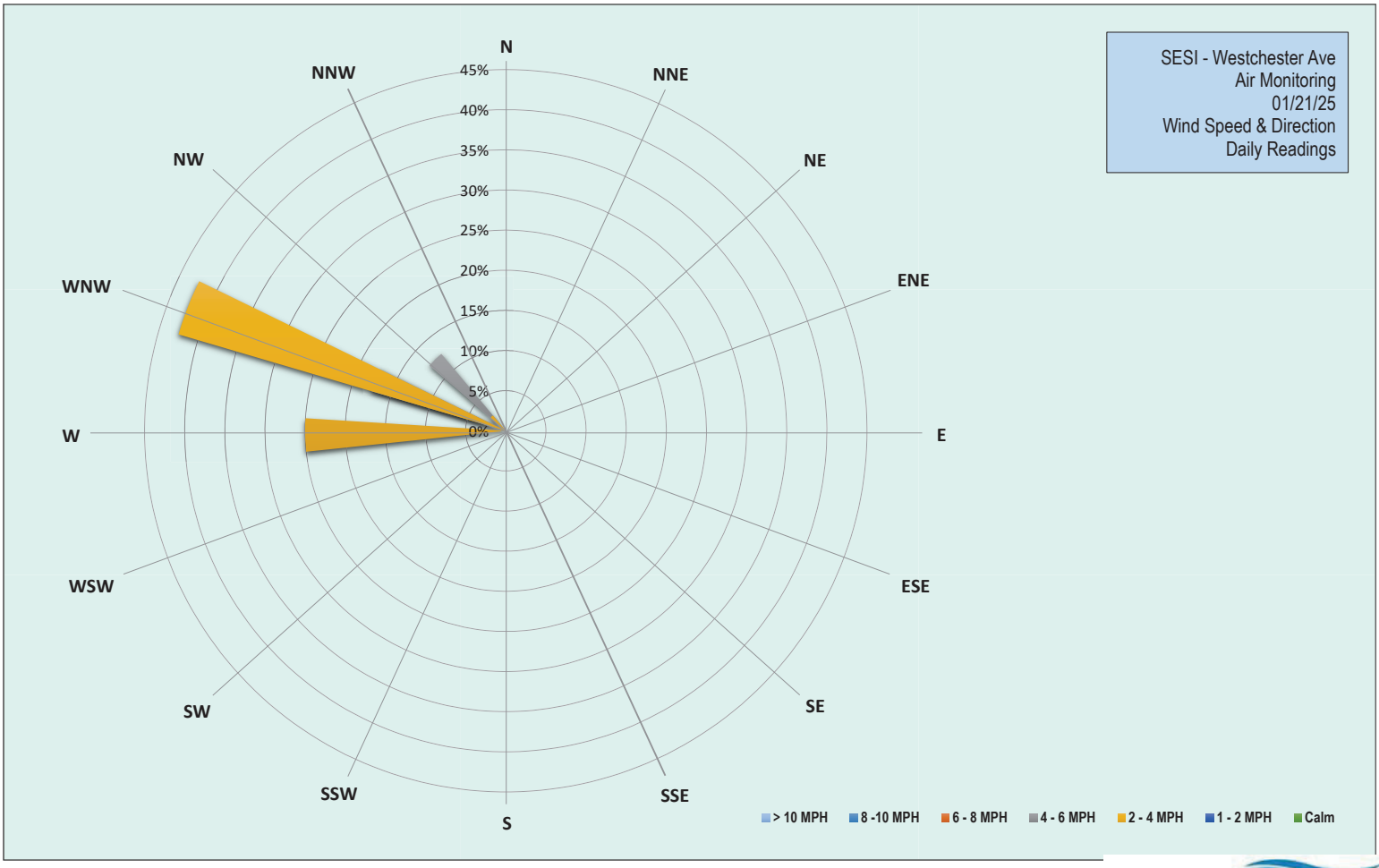

EMILCOTT
A Triumvirate Environmental Company

Grand Union Bowling Alley Site
BCP #360222
150 Westchester Avenue, Port Chester
January 21, 2025

Tuesday, January 21, 2025						
Number of Instances Where Downwind Particulates Exceeds Upwind Particulate + 150 =						0
Number of Comparable Data Points =						380
Start Time:						8:44
End Time:						15:19
PARTICULATE DATA						
Upwind			Downwind			Exceeds Particulate Alarm Limit
Time	Concentration (ug/m^3)	15-Min Avg Concentration (ug/m^3)	Time	Concentration (ug/m^3)	15-Min Avg Concentration (ug/m^3)	
8:44	21.0	-	8:44	-	-	-
8:45	21.8	-	8:45	12.5	-	-
8:46	22.2	-	8:46	6.3	-	-
8:47	21.4	-	8:47	17.8	-	-
8:48	22.2	-	8:48	7.3	-	-
8:49	22.4	-	8:49	6.0	-	-
8:50	22.4	-	8:50	6.8	-	-
8:51	22.4	-	8:51	9.5	-	-
8:52	24.0	-	8:52	7.0	-	-
8:53	21.4	-	8:53	14.5	-	-
8:54	22.6	-	8:54	12.0	-	-
8:55	21.6	-	8:55	16.3	-	-
8:56	23.0	-	8:56	11.5	-	-
8:57	24.4	-	8:57	11.3	-	-
8:58	22.2	-	8:58	16.5	-	-
8:59	22.4	22.4	8:59	8.0	-	-
9:00	22.4	22.5	9:00	13.3	10.9	-
9:01	21.6	22.4	9:01	10.5	11.2	-
9:02	23.6	22.6	9:02	17.0	11.2	-
9:03	21.6	22.5	9:03	14.3	11.6	-
9:04	22.0	22.5	9:04	15.0	12.2	-
9:05	21.0	22.4	9:05	10.5	12.5	-
9:06	21.2	22.3	9:06	25.3	13.5	-
9:07	20.6	22.1	9:07	14.0	14.0	-
9:08	20.8	22.1	9:08	10.5	13.7	-
9:09	20.8	21.9	9:09	12.5	13.8	-
9:10	21.0	21.9	9:10	34.0	14.9	-
9:11	21.0	21.8	9:11	20.8	15.6	-
9:12	21.0	21.5	9:12	12.3	15.6	-
9:13	19.6	21.4	9:13	11.8	15.3	-
9:14	19.4	21.2	9:14	12.3	15.6	-
9:15	20.0	21.0	9:15	11.0	15.4	-
9:16	20.4	20.9	9:16	16.8	15.9	-
9:17	22.0	20.8	9:17	37.3	17.2	-
9:18	21.6	20.8	9:18	21.8	17.7	-
9:19	21.0	20.8	9:19	13.8	17.6	-
9:20	21.8	20.8	9:20	12.5	17.8	-
9:21	21.4	20.8	9:21	14.8	17.1	-
9:22	22.8	21.0	9:22	13.5	17.0	-
9:23	21.4	21.0	9:23	16.3	17.4	-
9:24	19.8	20.9	9:24	16.8	17.7	-
9:25	19.8	20.9	9:25	16.5	16.5	-

Grand Union Bowling Alley Site
BCP #360222
150 Westchester Avenue, Port Chester
January 21, 2025

PARTICULATE DATA						
Upwind			Downwind			Exceeds Particulate Alarm Limit
Time	Concentration (ug/m^3)	15-Min Avg Concentration (ug/m^3)	Time	Concentration (ug/m^3)	15-Min Avg Concentration (ug/m^3)	
9:26	26.6	21.2	9:26	18.0	16.3	-
9:27	23.6	21.4	9:27	18.8	16.8	-
9:28	21.0	21.5	9:28	17.5	17.2	-
9:29	21.6	21.7	9:29	18.5	17.6	-
9:30	21.4	21.7	9:30	19.3	18.1	-
9:31	23.0	21.9	9:31	18.5	18.2	-
9:32	21.6	21.9	9:32	22.5	17.3	-
9:33	21.6	21.9	9:33	23.3	17.4	-
9:34	22.6	22.0	9:34	23.3	18.0	-
9:35	22.6	22.1	9:35	21.8	18.6	-
9:36	22.0	22.1	9:36	20.5	19.0	-
9:37	21.2	22.0	9:37	20.3	19.4	-
9:38	22.2	22.0	9:38	25.8	20.1	-
9:39	20.4	22.1	9:39	25.8	20.7	-
9:40	19.4	22.1	9:40	21.3	21.0	-
9:41	19.4	21.6	9:41	22.5	21.3	-
9:42	20.2	21.3	9:42	22.8	21.6	-
9:43	20.2	21.3	9:43	22.3	21.9	-
9:44	20.6	21.2	9:44	24.5	22.3	-
9:45	20.2	21.1	9:45	26.5	22.8	-
9:46	21.8	21.1	9:46	25.5	23.2	-
9:47	21.2	21.0	9:47	31.0	23.8	-
9:48	20.6	21.0	9:48	28.5	24.1	-
9:49	21.0	20.9	9:49	40.5	25.3	-
9:50	19.8	20.7	9:50	26.3	25.6	-
9:51	20.8	20.6	9:51	27.5	26.1	-
9:52	18.8	20.4	9:52	26.8	26.5	-
9:53	20.8	20.3	9:53	27.8	26.6	-
9:54	20.2	20.3	9:54	30.5	26.9	-
9:55	21.4	20.5	9:55	29.0	27.5	-
9:56	20.0	20.5	9:56	29.5	27.9	-
9:57	20.2	20.5	9:57	28.0	28.3	-
9:58	19.4	20.5	9:58	29.8	28.8	-
9:59	19.4	20.4	9:59	48.5	30.4	-
10:00	20.4	20.4	10:00	48.0	31.8	-
10:01	20.6	20.3	10:01	30.3	32.1	-
10:02	20.0	20.2	10:02	30.3	32.1	-
10:03	19.0	20.1	10:03	28.8	32.1	-
10:04	19.8	20.0	10:04	31.5	31.5	-
10:05	19.4	20.0	10:05	30.0	31.7	-
10:06	20.6	20.0	10:06	32.5	32.1	-
10:07	19.6	20.1	10:07	33.0	32.5	-
10:08	22.0	20.1	10:08	31.8	32.8	-
10:09	22.0	20.3	10:09	34.0	33.0	-
10:10	20.8	20.2	10:10	32.3	33.2	-
10:11	19.8	20.2	10:11	32.0	33.4	-
10:12	20.0	20.2	10:12	33.0	33.7	-
10:13	22.0	20.4	10:13	32.5	33.9	-

Grand Union Bowling Alley Site
BCP #360222
150 Westchester Avenue, Port Chester
January 21, 2025

PARTICULATE DATA						
Upwind			Downwind			Exceeds Particulate Alarm Limit
Time	Concentration (ug/m^3)	15-Min Avg Concentration (ug/m^3)	Time	Concentration (ug/m^3)	15-Min Avg Concentration (ug/m^3)	
10:14	21.2	20.5	10:14	35.8	33.0	-
10:15	21.0	20.5	10:15	35.8	32.2	-
10:16	20.4	20.5	10:16	33.5	32.4	-
10:17	19.8	20.5	10:17	33.3	32.6	-
10:18	21.4	20.7	10:18	35.5	33.1	-
10:19	20.4	20.7	10:19	44.0	33.9	-
10:20	20.8	20.8	10:20	35.0	34.3	-
10:21	21.3	20.8	10:21	36.3	34.5	-
10:22	21.5	21.0	10:22	36.5	34.7	-
10:23	20.5	20.9	10:23	39.8	35.3	-
10:24	19.5	20.7	10:24	35.3	35.4	-
10:25	19.0	20.6	10:25	34.3	35.5	-
10:26	21.5	20.7	10:26	34.5	35.7	-
10:27	22.5	20.8	10:27	34.5	35.8	-
10:28	19.5	20.7	10:28	36.0	36.0	-
10:29	19.0	20.5	10:29	34.8	35.9	-
10:30	20.3	20.5	10:30	34.5	35.8	-
10:31	22.3	20.6	10:31	35.0	35.9	-
10:32	18.8	20.5	10:32	34.5	36.0	-
10:33	20.3	20.5	10:33	36.8	36.1	-
10:34	19.8	20.4	10:34	37.8	35.7	-
10:35	19.3	20.3	10:35	37.0	35.8	-
10:36	19.5	20.2	10:36	41.0	36.1	-
10:37	20.3	20.1	10:37	50.8	37.1	-
10:38	21.0	20.2	10:38	35.5	36.8	-
10:39	19.8	20.2	10:39	36.5	36.9	-
10:40	20.3	20.3	10:40	37.0	37.1	-
10:41	19.5	20.1	10:41	36.3	37.2	-
10:42	19.5	19.9	10:42	37.5	37.4	-
10:43	20.3	20.0	10:43	37.0	37.5	-
10:44	19.5	20.0	10:44	39.0	37.7	-
10:45	20.5	20.0	10:45	38.5	38.0	-
10:46	20.5	19.9	10:46	38.3	38.2	-
10:47	19.8	20.0	10:47	37.0	38.4	-
10:48	19.0	19.9	10:48	38.3	38.5	-
10:49	18.8	19.8	10:49	36.5	38.4	-
10:50	19.0	19.8	10:50	40.5	38.6	-
10:51	19.5	19.8	10:51	39.5	38.5	-
10:52	20.0	19.8	10:52	38.0	37.7	-
10:53	22.3	19.9	10:53	38.0	37.9	-
10:54	20.0	19.9	10:54	38.8	38.0	-
10:55	20.5	19.9	10:55	37.3	38.0	-
10:56	19.3	19.9	10:56	36.8	38.1	-
10:57	23.3	20.1	10:57	41.5	38.3	-
10:58	25.3	20.5	10:58	39.3	38.5	-
10:59	23.5	20.7	10:59	38.5	38.4	-
11:00	22.3	20.9	11:00	51.0	39.3	-
11:01	29.5	21.5	11:01	41.3	39.5	-

Grand Union Bowling Alley Site
BCP #360222
150 Westchester Avenue, Port Chester
January 21, 2025

PARTICULATE DATA						
Upwind			Downwind			Exceeds Particulate Alarm Limit
Time	Concentration (ug/m^3)	15-Min Avg Concentration (ug/m^3)	Time	Concentration (ug/m^3)	15-Min Avg Concentration (ug/m^3)	
11:02	28.5	22.0	11:02	49.0	40.3	-
11:03	25.0	22.4	11:03	44.0	40.7	-
11:04	20.0	22.5	11:04	43.3	41.1	-
11:05	21.5	22.7	11:05	39.5	41.0	-
11:06	20.8	22.8	11:06	40.3	41.1	-
11:07	22.0	22.9	11:07	43.3	41.4	-
11:08	20.8	22.8	11:08	40.8	41.6	-
11:09	21.3	22.9	11:09	42.5	41.9	-
11:10	19.5	22.8	11:10	40.5	42.1	-
11:11	21.5	23.0	11:11	44.3	42.6	-
11:12	19.0	22.7	11:12	42.3	42.6	-
11:13	20.8	22.4	11:13	41.8	42.8	-
11:14	20.0	22.2	11:14	46.3	43.3	-
11:15	54.0	24.3	11:15	53.8	43.5	-
11:16	23.0	23.8	11:16	42.3	43.6	-
11:17	20.5	23.3	11:17	40.3	43.0	-
11:18	19.3	22.9	11:18	39.0	42.7	-
11:19	19.3	22.9	11:19	39.5	42.4	-
11:20	19.3	22.7	11:20	40.0	42.4	-
11:21	19.3	22.6	11:21	39.3	42.4	-
11:22	21.5	22.6	11:22	40.0	42.2	-
11:23	19.5	22.5	11:23	39.8	42.1	-
11:24	19.0	22.4	11:24	40.3	41.9	-
11:25	19.8	22.4	11:25	39.3	41.9	-
11:26	20.0	22.3	11:26	39.8	41.6	-
11:27	22.0	22.5	11:27	42.5	41.6	-
11:28	21.0	22.5	11:28	39.8	41.4	-
11:29	22.5	22.7	11:29	38.8	40.9	-
11:30	20.0	20.4	11:30	40.5	40.1	-
11:31	20.8	20.2	11:31	38.8	39.8	-
11:32	21.3	20.3	11:32	39.8	39.8	-
11:33	18.8	20.3	11:33	38.5	39.8	-
11:34	19.5	20.3	11:34	38.8	39.7	-
11:35	19.3	20.3	11:35	39.8	39.7	-
11:36	17.8	20.2	11:36	40.0	39.7	-
11:37	19.3	20.0	11:37	40.8	39.8	-
11:38	19.3	20.0	11:38	40.8	39.9	-
11:39	17.8	19.9	11:39	40.8	39.9	-
11:40	19.8	19.9	11:40	39.8	39.9	-
11:41	18.5	19.8	11:41	41.3	40.0	-
11:42	19.0	19.6	11:42	40.8	39.9	-
11:43	18.5	19.5	11:43	41.0	40.0	-
11:44	19.0	19.2	11:44	42.0	40.2	-
11:45	20.5	19.3	11:45	41.0	40.2	-
11:46	20.3	19.2	11:46	42.0	40.5	-
11:47	19.3	19.1	11:47	41.8	40.6	-
11:48	19.5	19.1	11:48	40.8	40.7	-
11:49	18.5	19.1	11:49	39.8	40.8	-

Grand Union Bowling Alley Site
BCP #360222
150 Westchester Avenue, Port Chester
January 21, 2025

PARTICULATE DATA						
Upwind			Downwind			Exceeds Particulate Alarm Limit
Time	Concentration (ug/m^3)	15-Min Avg Concentration (ug/m^3)	Time	Concentration (ug/m^3)	15-Min Avg Concentration (ug/m^3)	
11:50	19.5	19.1	11:50	39.5	40.8	-
11:51	21.3	19.3	11:51	41.8	40.9	-
11:52	18.8	19.3	11:52	41.0	40.9	-
11:53	18.3	19.2	11:53	39.5	40.8	-
11:54	19.0	19.3	11:54	39.5	40.8	-
11:55	17.5	19.2	11:55	39.8	40.8	-
11:56	17.8	19.1	11:56	40.0	40.7	-
11:57	18.3	19.1	11:57	41.8	40.7	-
11:58	18.0	19.0	11:58	41.8	40.8	-
11:59	19.0	19.0	11:59	42.0	40.8	-
12:00	18.5	18.9	12:00	43.3	40.9	-
12:01	19.0	18.8	12:01	40.8	40.9	-
12:02	18.3	18.7	12:02	41.8	40.9	-
12:03	17.5	18.6	12:03	41.3	40.9	-
12:04	18.0	18.6	12:04	41.0	41.0	-
12:05	18.5	18.5	12:05	41.0	41.1	-
12:06	18.0	18.3	12:06	41.5	41.1	-
12:07	18.5	18.3	12:07	42.3	41.1	-
12:08	18.8	18.3	12:08	43.0	41.4	-
12:09	18.8	18.3	12:09	42.0	41.5	-
12:10	17.8	18.3	12:10	41.0	41.6	-
12:11	18.0	18.3	12:11	40.5	41.7	-
12:12	17.3	18.3	12:12	40.3	41.6	-
12:13	20.3	18.4	12:13	42.5	41.6	-
12:14	17.8	18.3	12:14	41.5	41.6	-
12:15	18.0	18.3	12:15	42.3	41.5	-
12:16	27.0	18.8	12:16	42.5	41.6	-
12:17	19.5	18.9	12:17	44.5	41.8	-
12:18	18.0	18.9	12:18	44.8	42.0	-
12:19	20.3	19.1	12:19	43.5	42.2	-
12:20	19.5	19.2	12:20	43.5	42.4	-
12:21	17.8	19.1	12:21	43.3	42.5	-
12:22	16.5	19.0	12:22	43.3	42.6	-
12:23	17.8	18.9	12:23	44.3	42.6	-
12:24	20.5	19.1	12:24	45.0	42.8	-
12:25	16.8	19.0	12:25	43.8	43.0	-
12:26	16.0	18.9	12:26	43.3	43.2	-
12:27	17.5	18.9	12:27	43.3	43.4	-
12:28	17.3	18.7	12:28	43.0	43.4	-
12:29	19.3	18.8	12:29	44.0	43.6	-
12:30	20.5	18.9	12:30	45.5	43.8	-
12:31	17.5	18.3	12:31	44.8	44.0	-
12:32	18.0	18.2	12:32	46.3	44.1	-
12:33	17.8	18.2	12:33	44.0	44.0	-
12:34	22.0	18.3	12:34	54.0	44.7	-
12:35	26.3	18.8	12:35	53.3	45.4	-
12:36	22.0	19.0	12:36	48.0	45.7	-
12:37	16.5	19.0	12:37	42.5	45.7	-

Grand Union Bowling Alley Site
BCP #360222
150 Westchester Avenue, Port Chester
January 21, 2025

PARTICULATE DATA						
Upwind			Downwind			Exceeds Particulate Alarm Limit
Time	Concentration (ug/m^3)	15-Min Avg Concentration (ug/m^3)	Time	Concentration (ug/m^3)	15-Min Avg Concentration (ug/m^3)	
12:38	17.5	19.0	12:38	45.3	45.7	-
12:39	16.8	18.8	12:39	44.0	45.7	-
12:40	20.5	19.0	12:40	45.5	45.8	-
12:41	20.0	19.3	12:41	49.3	46.2	-
12:42	18.5	19.4	12:42	46.8	46.4	-
12:43	20.5	19.6	12:43	46.0	46.6	-
12:44	18.0	19.5	12:44	45.8	46.7	-
12:45	18.3	19.3	12:45	66.3	48.1	-
12:46	17.0	19.3	12:46	53.0	48.7	-
12:47	16.3	19.2	12:47	44.3	48.5	-
12:48	16.8	19.1	12:48	42.8	48.4	-
12:49	16.3	18.7	12:49	44.0	47.8	-
12:50	16.5	18.1	12:50	47.0	47.4	-
12:51	18.5	17.9	12:51	47.3	47.3	-
12:52	16.8	17.9	12:52	47.3	47.6	-
12:53	16.0	17.8	12:53	45.3	47.6	-
12:54	15.3	17.7	12:54	46.5	47.8	-
12:55	15.5	17.3	12:55	44.8	47.7	-
12:56	15.0	17.0	12:56	49.0	47.7	-
12:57	19.0	17.0	12:57	46.8	47.7	-
12:58	21.3	17.1	12:58	52.0	48.1	-
12:59	18.0	17.1	12:59	49.5	48.4	-
13:00	16.5	17.0	13:00	45.5	47.0	-
13:01	16.3	16.9	13:01	50.8	46.8	-
13:02	15.5	16.9	13:02	47.0	47.0	-
13:03	15.0	16.8	13:03	78.5	49.4	-
13:04	16.0	16.7	13:04	51.8	49.9	-
13:05	15.0	16.6	13:05	57.3	50.6	-
13:06	15.5	16.4	13:06	57.3	51.3	-
13:07	16.0	16.4	13:07	47.0	51.3	-
13:08	15.3	16.3	13:08	48.0	51.4	-
13:09	16.8	16.4	13:09	50.8	51.7	-
13:10	15.5	16.4	13:10	50.3	52.1	-
13:11	18.5	16.7	13:11	46.5	51.9	-
13:12	17.3	16.6	13:12	54.8	52.5	-
13:13	15.8	16.2	13:13	47.3	52.1	-
13:14	16.3	16.1	13:14	48.3	52.1	-
13:15	14.8	16.0	13:15	45.8	52.1	-
13:16	17.0	16.0	13:16	46.3	51.8	-
13:17	16.5	16.1	13:17	48.3	51.9	-
13:18	17.3	16.2	13:18	49.0	49.9	-
13:19	16.0	16.2	13:19	47.3	49.6	-
13:20	17.8	16.4	13:20	48.8	49.0	-
13:21	17.3	16.5	13:21	47.5	48.4	-
13:22	14.5	16.4	13:22	48.0	48.4	-
13:23	14.0	16.3	13:23	49.5	48.5	-
13:24	14.3	16.2	13:24	47.5	48.3	-
13:25	14.3	16.1	13:25	46.8	48.1	-

Grand Union Bowling Alley Site
BCP #360222
150 Westchester Avenue, Port Chester
January 21, 2025

PARTICULATE DATA						
Upwind			Downwind			Exceeds Particulate Alarm Limit
Time	Concentration (ug/m^3)	15-Min Avg Concentration (ug/m^3)	Time	Concentration (ug/m^3)	15-Min Avg Concentration (ug/m^3)	
13:26	17.3	16.0	13:26	46.0	48.1	-
13:27	17.8	16.0	13:27	47.0	47.5	-
13:28	17.3	16.1	13:28	47.0	47.5	-
13:29	14.8	16.0	13:29	47.5	47.5	-
13:30	16.3	16.1	13:30	47.3	47.6	-
13:31	15.3	16.0	13:31	47.0	47.6	-
13:32	17.0	16.1	13:32	49.0	47.7	-
13:33	17.0	16.0	13:33	52.8	47.9	-
13:34	15.0	16.0	13:34	54.0	48.4	-
13:35	15.0	15.8	13:35	62.5	49.3	-
13:36	16.8	15.8	13:36	64.3	50.4	-
13:37	16.3	15.9	13:37	64.5	51.5	-
13:38	17.5	16.1	13:38	53.0	51.7	-
13:39	15.0	16.2	13:39	54.8	52.2	-
13:40	15.3	16.2	13:40	47.0	52.2	-
13:41	18.5	16.3	13:41	54.5	52.8	-
13:42	16.3	16.2	13:42	48.3	52.9	-
13:43	16.0	16.1	13:43	58.8	53.7	-
13:44	18.5	16.4	13:44	62.8	54.7	-
13:45	55.0	19.0	13:45	52.5	55.0	-
13:46	20.5	19.3	13:46	55.5	55.6	-
13:47	19.3	19.5	13:47	59.3	56.3	-
13:48	20.8	19.7	13:48	49.3	56.1	-
13:49	17.0	19.8	13:49	52.8	56.0	-
13:50	17.3	20.0	13:50	55.3	55.5	-
13:51	18.3	20.1	13:51	55.3	54.9	-
13:52	17.0	20.1	13:52	54.5	54.2	-
13:53	17.3	20.1	13:53	48.5	53.9	-
13:54	15.8	20.2	13:54	57.3	54.1	-
13:55	17.0	20.3	13:55	51.3	54.4	-
13:56	15.8	20.1	13:56	54.0	54.3	-
13:57	19.3	20.3	13:57	49.5	54.4	-
13:58	16.3	20.3	13:58	47.3	53.7	-
13:59	17.8	20.3	13:59	50.8	52.9	-
14:00	18.8	17.9	14:00	52.8	52.9	-
14:01	26.3	18.2	14:01	70.3	53.9	-
14:02	20.8	18.3	14:02	50.3	53.3	-
14:03	23.8	18.5	14:03	71.5	54.7	-
14:04	23.5	19.0	14:04	76.3	56.3	-
14:05	21.0	19.2	14:05	60.0	56.6	-
14:06	16.5	19.1	14:06	67.3	57.4	-
14:07	13.8	18.9	14:07	54.8	57.4	-
14:08	16.5	18.8	14:08	48.3	57.4	-
14:09	20.0	19.1	14:09	48.3	56.8	-
14:10	24.8	19.6	14:10	60.8	57.5	-
14:11	21.5	20.0	14:11	57.0	57.7	-
14:12	17.0	19.9	14:12	49.0	57.6	-
14:13	21.3	20.2	14:13	48.0	57.7	-

Grand Union Bowling Alley Site
BCP #360222
150 Westchester Avenue, Port Chester
January 21, 2025

PARTICULATE DATA						
Upwind			Downwind			Exceeds Particulate Alarm Limit
Time	Concentration (ug/m^3)	15-Min Avg Concentration (ug/m^3)	Time	Concentration (ug/m^3)	15-Min Avg Concentration (ug/m^3)	
14:14	17.5	20.2	14:14	49.5	57.6	-
14:15	15.5	20.0	14:15	54.5	57.7	-
14:16	22.3	19.7	14:16	49.0	56.3	-
14:17	18.8	19.6	14:17	49.5	56.2	-
14:18	17.0	19.1	14:18	47.3	54.6	-
14:19	18.3	18.8	14:19	48.3	52.8	-
14:20	19.5	18.7	14:20	49.0	52.0	-
14:21	18.3	18.8	14:21	48.5	50.8	-
14:22	16.0	18.9	14:22	50.0	50.5	-
14:23	24.8	19.5	14:23	59.0	51.2	-
14:24	18.5	19.4	14:24	52.3	51.4	-
14:25	16.0	18.8	14:25	45.5	50.4	-
14:26	17.3	18.5	14:26	46.8	49.7	-
14:27	17.3	18.5	14:27	48.0	49.7	-
14:28	17.0	18.3	14:28	45.5	49.5	-
14:29	17.3	18.2	14:29	49.3	49.5	-
14:30	16.5	18.3	14:30	47.0	49.0	-
14:31	15.0	17.8	14:31	51.0	49.1	-
14:32	20.5	17.9	14:32	53.0	49.4	-
14:33	23.0	18.3	14:33	66.0	50.6	-
14:34	52.0	20.6	14:34	50.3	50.7	-
14:35	31.8	21.4	14:35	50.3	50.8	-
14:36	16.8	21.3	14:36	52.3	51.1	-
14:37	21.0	21.6	14:37	53.5	51.3	-
14:38	18.0	21.2	14:38	51.3	50.8	-
14:39	17.5	21.1	14:39	48.8	50.6	-
14:40	21.8	21.5	14:40	50.5	50.9	-
14:41	17.8	21.5	14:41	55.0	51.4	-
14:42	20.0	21.7	14:42	57.3	52.1	-
14:43	16.5	21.7	14:43	50.8	52.4	-
14:44	16.0	21.6	14:44	48.3	52.3	-
14:45	16.8	21.6	14:45	44.8	52.2	-
14:46	17.0	21.8	14:46	48.0	52.0	-
14:47	15.0	21.4	14:47	46.0	51.5	-
14:48	15.3	20.9	14:48	44.0	50.1	-
14:49	14.8	18.4	14:49	44.0	49.6	-
14:50	15.3	17.3	14:50	44.0	49.2	-
14:51	15.3	17.2	14:51	45.5	48.8	-
14:52	14.5	16.8	14:52	55.3	48.9	-
14:53	16.5	16.7	14:53	44.8	48.5	-
14:54	17.3	16.6	14:54	45.5	48.2	-
14:55	17.3	16.3	14:55	49.0	48.1	-
14:56	16.8	16.3	14:56	45.3	47.5	-
14:57	16.8	16.1	14:57	45.5	46.7	-
14:58	15.0	16.0	14:58	45.8	46.4	-
14:59	15.5	15.9	14:59	44.5	46.1	-
15:00	15.8	15.9	15:00	55.3	46.8	-
15:01	18.0	15.9	15:01	43.5	46.5	-

Grand Union Bowling Alley Site
BCP #360222
150 Westchester Avenue, Port Chester
January 21, 2025

PARTICULATE DATA						
Upwind			Downwind			Exceeds Particulate Alarm Limit
Time	Concentration (ug/m^3)	15-Min Avg Concentration (ug/m^3)	Time	Concentration (ug/m^3)	15-Min Avg Concentration (ug/m^3)	
15:02	14.3	15.9	15:02	49.3	46.7	-
15:03	14.0	15.8	15:03	48.3	47.0	-
15:04	16.5	15.9	15:04	45.5	47.1	-
15:05	16.8	16.0	15:05	44.8	47.2	-
15:06	17.0	16.1	15:06	47.5	47.3	-
15:07	15.5	16.2	15:07	43.5	46.5	-
15:08	15.8	16.1	15:08	45.0	46.5	-
15:09	15.5	16.0	15:09	47.8	46.7	-
15:10	16.5	16.0	15:10	48.8	46.7	-
15:11	15.8	15.9	15:11	47.5	46.8	-
15:12	15.8	15.8	15:12	48.5	47.0	-
15:13	15.3	15.9	15:13	45.0	47.0	-
15:14	14.8	15.8	15:14	44.3	47.0	-
15:15	17.3	15.9	15:15	46.5	46.4	-
15:16	16.0	15.8	15:16	54.5	47.1	-
15:17	16.3	15.9	15:17	49.8	47.1	-
15:18	17.0	16.1	15:18	45.3	46.9	-
15:19	18.8	16.3	15:19	57.3	47.7	-

Grand Union Bowling Alley Site
BCP #360222
150 Westchester Avenue, Port Chester
January 21, 2025

Tuesday, January 21, 2025						
					Number of Instances Where Downwind VOCs Exceeds Upwind VOCs + 5 =	0
					Number of Comparable Data Points =	380
					Start Time:	8:44
					End Time:	15:19
PID DATA						
Upwind			Downwind			
Time	Concentration (ppm)	15-Min Avg Concentration (ppm)	Time	Concentration (ppm)	15-Min Avg Concentration (ppm)	Exceeds VOC Alarm Limit
8:44	0.0	-	8:44	-	-	-
8:45	0.0	-	8:45	0.0	-	-
8:46	0.0	-	8:46	0.0	-	-
8:47	0.0	-	8:47	0.0	-	-
8:48	0.0	-	8:48	0.0	-	-
8:49	0.0	-	8:49	0.0	-	-
8:50	0.0	-	8:50	0.0	-	-
8:51	0.0	-	8:51	0.0	-	-
8:52	0.0	-	8:52	0.0	-	-
8:53	0.0	-	8:53	0.0	-	-
8:54	0.0	-	8:54	0.0	-	-
8:55	0.0	-	8:55	0.0	-	-
8:56	0.0	-	8:56	0.0	-	-
8:57	0.0	-	8:57	0.0	-	-
8:58	0.0	-	8:58	0.0	-	-
8:59	0.0	0.0	8:59	0.0	-	-
9:00	0.0	0.0	9:00	0.0	0.0	-
9:01	0.0	0.0	9:01	0.0	0.0	-
9:02	0.0	0.0	9:02	0.0	0.0	-
9:03	0.0	0.0	9:03	0.0	0.0	-
9:04	0.0	0.0	9:04	0.0	0.0	-
9:05	0.0	0.0	9:05	0.0	0.0	-
9:06	0.0	0.0	9:06	0.0	0.0	-
9:07	0.0	0.0	9:07	0.0	0.0	-
9:08	0.0	0.0	9:08	0.0	0.0	-
9:09	0.0	0.0	9:09	0.0	0.0	-
9:10	0.0	0.0	9:10	0.0	0.0	-
9:11	0.0	0.0	9:11	0.0	0.0	-
9:12	0.0	0.0	9:12	0.0	0.0	-
9:13	0.0	0.0	9:13	0.0	0.0	-
9:14	0.0	0.0	9:14	0.0	0.0	-
9:15	0.0	0.0	9:15	0.0	0.0	-
9:16	0.0	0.0	9:16	0.0	0.0	-
9:17	0.0	0.0	9:17	0.0	0.0	-
9:18	0.0	0.0	9:18	0.0	0.0	-
9:19	0.0	0.0	9:19	0.0	0.0	-
9:20	0.0	0.0	9:20	0.0	0.0	-
9:21	0.0	0.0	9:21	0.0	0.0	-
9:22	0.0	0.0	9:22	0.0	0.0	-
9:23	0.0	0.0	9:23	0.0	0.0	-
9:24	0.0	0.0	9:24	0.0	0.0	-
9:25	0.0	0.0	9:25	0.0	0.0	-

Grand Union Bowling Alley Site
BCP #360222
150 Westchester Avenue, Port Chester
January 21, 2025

PID DATA						
Upwind			Downwind			
Time	Concentration (ppm)	15-Min Avg Concentration (ppm)	Time	Concentration (ppm)	15-Min Avg Concentration (ppm)	Exceeds VOC Alarm Limit
9:26	0.0	0.0	9:26	0.0	0.0	-
9:27	0.0	0.0	9:27	0.0	0.0	-
9:28	0.0	0.0	9:28	0.0	0.0	-
9:29	0.0	0.0	9:29	0.0	0.0	-
9:30	0.0	0.0	9:30	0.0	0.0	-
9:31	0.0	0.0	9:31	0.0	0.0	-
9:32	0.0	0.0	9:32	0.0	0.0	-
9:33	0.0	0.0	9:33	0.0	0.0	-
9:34	0.0	0.0	9:34	0.0	0.0	-
9:35	0.0	0.0	9:35	0.0	0.0	-
9:36	0.0	0.0	9:36	0.0	0.0	-
9:37	0.0	0.0	9:37	0.0	0.0	-
9:38	0.0	0.0	9:38	0.0	0.0	-
9:39	0.0	0.0	9:39	0.0	0.0	-
9:40	0.0	0.0	9:40	0.0	0.0	-
9:41	0.0	0.0	9:41	0.0	0.0	-
9:42	0.0	0.0	9:42	0.0	0.0	-
9:43	0.0	0.0	9:43	0.0	0.0	-
9:44	0.0	0.0	9:44	0.0	0.0	-
9:45	0.0	0.0	9:45	0.0	0.0	-
9:46	0.0	0.0	9:46	0.0	0.0	-
9:47	0.0	0.0	9:47	0.0	0.0	-
9:48	0.0	0.0	9:48	0.0	0.0	-
9:49	0.0	0.0	9:49	0.0	0.0	-
9:50	0.0	0.0	9:50	0.0	0.0	-
9:51	0.0	0.0	9:51	0.0	0.0	-
9:52	0.0	0.0	9:52	0.0	0.0	-
9:53	0.0	0.0	9:53	0.0	0.0	-
9:54	0.0	0.0	9:54	0.0	0.0	-
9:55	0.0	0.0	9:55	0.0	0.0	-
9:56	0.0	0.0	9:56	0.0	0.0	-
9:57	0.0	0.0	9:57	0.0	0.0	-
9:58	0.0	0.0	9:58	0.0	0.0	-
9:59	0.0	0.0	9:59	0.0	0.0	-
10:00	0.0	0.0	10:00	0.0	0.0	-
10:01	0.0	0.0	10:01	0.0	0.0	-
10:02	0.0	0.0	10:02	0.0	0.0	-
10:03	0.0	0.0	10:03	0.0	0.0	-
10:04	0.0	0.0	10:04	0.0	0.0	-
10:05	0.0	0.0	10:05	0.0	0.0	-
10:06	0.0	0.0	10:06	0.0	0.0	-
10:07	0.0	0.0	10:07	0.0	0.0	-
10:08	0.0	0.0	10:08	0.0	0.0	-
10:09	0.0	0.0	10:09	0.0	0.0	-
10:10	0.0	0.0	10:10	0.0	0.0	-
10:11	0.0	0.0	10:11	0.0	0.0	-
10:12	0.0	0.0	10:12	0.0	0.0	-
10:13	0.0	0.0	10:13	0.0	0.0	-

Grand Union Bowling Alley Site
BCP #360222
150 Westchester Avenue, Port Chester
January 21, 2025

PID DATA						
Upwind			Downwind			
Time	Concentration (ppm)	15-Min Avg Concentration (ppm)	Time	Concentration (ppm)	15-Min Avg Concentration (ppm)	Exceeds VOC Alarm Limit
10:14	0.0	0.0	10:14	0.0	0.0	-
10:15	0.0	0.0	10:15	0.0	0.0	-
10:16	0.0	0.0	10:16	0.0	0.0	-
10:17	0.0	0.0	10:17	0.0	0.0	-
10:18	0.0	0.0	10:18	0.0	0.0	-
10:19	0.0	0.0	10:19	0.0	0.0	-
10:20	0.0	0.0	10:20	0.0	0.0	-
10:21	0.0	0.0	10:21	0.0	0.0	-
10:22	0.0	0.0	10:22	0.0	0.0	-
10:23	0.0	0.0	10:23	0.0	0.0	-
10:24	0.0	0.0	10:24	0.0	0.0	-
10:25	0.0	0.0	10:25	0.0	0.0	-
10:26	0.0	0.0	10:26	0.0	0.0	-
10:27	0.0	0.0	10:27	0.0	0.0	-
10:28	0.0	0.0	10:28	0.0	0.0	-
10:29	0.0	0.0	10:29	0.0	0.0	-
10:30	0.0	0.0	10:30	0.0	0.0	-
10:31	0.0	0.0	10:31	0.0	0.0	-
10:32	0.0	0.0	10:32	0.0	0.0	-
10:33	0.0	0.0	10:33	0.0	0.0	-
10:34	0.0	0.0	10:34	0.0	0.0	-
10:35	0.0	0.0	10:35	0.0	0.0	-
10:36	0.0	0.0	10:36	0.0	0.0	-
10:37	0.0	0.0	10:37	0.0	0.0	-
10:38	0.0	0.0	10:38	0.0	0.0	-
10:39	0.0	0.0	10:39	0.0	0.0	-
10:40	0.0	0.0	10:40	0.0	0.0	-
10:41	0.0	0.0	10:41	0.0	0.0	-
10:42	0.0	0.0	10:42	0.0	0.0	-
10:43	0.0	0.0	10:43	0.0	0.0	-
10:44	0.0	0.0	10:44	0.0	0.0	-
10:45	0.0	0.0	10:45	0.0	0.0	-
10:46	0.0	0.0	10:46	0.0	0.0	-
10:47	0.0	0.0	10:47	0.0	0.0	-
10:48	0.0	0.0	10:48	0.0	0.0	-
10:49	0.0	0.0	10:49	0.0	0.0	-
10:50	0.0	0.0	10:50	0.0	0.0	-
10:51	0.0	0.0	10:51	0.0	0.0	-
10:52	0.0	0.0	10:52	0.0	0.0	-
10:53	0.0	0.0	10:53	0.0	0.0	-
10:54	0.0	0.0	10:54	0.0	0.0	-
10:55	0.0	0.0	10:55	0.0	0.0	-
10:56	0.0	0.0	10:56	0.0	0.0	-
10:57	0.0	0.0	10:57	0.0	0.0	-
10:58	0.0	0.0	10:58	0.0	0.0	-
10:59	0.0	0.0	10:59	0.0	0.0	-
11:00	0.0	0.0	11:00	0.0	0.0	-
11:01	0.0	0.0	11:01	0.0	0.0	-

Grand Union Bowling Alley Site
BCP #360222
150 Westchester Avenue, Port Chester
January 21, 2025

PID DATA						
Upwind			Downwind			
Time	Concentration (ppm)	15-Min Avg Concentration (ppm)	Time	Concentration (ppm)	15-Min Avg Concentration (ppm)	Exceeds VOC Alarm Limit
11:02	0.0	0.0	11:02	0.0	0.0	-
11:03	0.0	0.0	11:03	0.0	0.0	-
11:04	0.0	0.0	11:04	0.0	0.0	-
11:05	0.0	0.0	11:05	0.0	0.0	-
11:06	0.0	0.0	11:06	0.0	0.0	-
11:07	0.0	0.0	11:07	0.0	0.0	-
11:08	0.0	0.0	11:08	0.0	0.0	-
11:09	0.0	0.0	11:09	0.0	0.0	-
11:10	0.0	0.0	11:10	0.0	0.0	-
11:11	0.0	0.0	11:11	0.0	0.0	-
11:12	0.0	0.0	11:12	0.0	0.0	-
11:13	0.0	0.0	11:13	0.0	0.0	-
11:14	0.0	0.0	11:14	0.0	0.0	-
11:15	0.0	0.0	11:15	0.0	0.0	-
11:16	0.0	0.0	11:16	0.0	0.0	-
11:17	0.0	0.0	11:17	0.0	0.0	-
11:18	0.0	0.0	11:18	0.0	0.0	-
11:19	0.0	0.0	11:19	0.0	0.0	-
11:20	0.0	0.0	11:20	0.0	0.0	-
11:21	0.0	0.0	11:21	0.0	0.0	-
11:22	0.0	0.0	11:22	0.0	0.0	-
11:23	0.0	0.0	11:23	0.0	0.0	-
11:24	0.0	0.0	11:24	0.0	0.0	-
11:25	0.0	0.0	11:25	0.0	0.0	-
11:26	0.0	0.0	11:26	0.0	0.0	-
11:27	0.0	0.0	11:27	0.0	0.0	-
11:28	0.0	0.0	11:28	0.0	0.0	-
11:29	0.0	0.0	11:29	0.0	0.0	-
11:30	0.0	0.0	11:30	0.0	0.0	-
11:31	0.0	0.0	11:31	0.0	0.0	-
11:32	0.0	0.0	11:32	0.0	0.0	-
11:33	0.0	0.0	11:33	0.0	0.0	-
11:34	0.0	0.0	11:34	0.0	0.0	-
11:35	0.0	0.0	11:35	0.0	0.0	-
11:36	0.0	0.0	11:36	0.0	0.0	-
11:37	0.0	0.0	11:37	0.0	0.0	-
11:38	0.0	0.0	11:38	0.0	0.0	-
11:39	0.0	0.0	11:39	0.0	0.0	-
11:40	0.0	0.0	11:40	0.0	0.0	-
11:41	0.0	0.0	11:41	0.0	0.0	-
11:42	0.0	0.0	11:42	0.0	0.0	-
11:43	0.0	0.0	11:43	0.0	0.0	-
11:44	0.0	0.0	11:44	0.0	0.0	-
11:45	0.0	0.0	11:45	0.0	0.0	-
11:46	0.0	0.0	11:46	0.0	0.0	-
11:47	0.0	0.0	11:47	0.0	0.0	-
11:48	0.0	0.0	11:48	0.0	0.0	-
11:49	0.0	0.0	11:49	0.0	0.0	-

Grand Union Bowling Alley Site
BCP #360222
150 Westchester Avenue, Port Chester
January 21, 2025

PID DATA						
Upwind			Downwind			
Time	Concentration (ppm)	15-Min Avg Concentration (ppm)	Time	Concentration (ppm)	15-Min Avg Concentration (ppm)	Exceeds VOC Alarm Limit
11:50	0.0	0.0	11:50	0.0	0.0	-
11:51	0.0	0.0	11:51	0.0	0.0	-
11:52	0.0	0.0	11:52	0.0	0.0	-
11:53	0.0	0.0	11:53	0.0	0.0	-
11:54	0.0	0.0	11:54	0.0	0.0	-
11:55	0.0	0.0	11:55	0.0	0.0	-
11:56	0.0	0.0	11:56	0.0	0.0	-
11:57	0.0	0.0	11:57	0.0	0.0	-
11:58	0.0	0.0	11:58	0.0	0.0	-
11:59	0.0	0.0	11:59	0.0	0.0	-
12:00	0.0	0.0	12:00	0.0	0.0	-
12:01	0.0	0.0	12:01	0.0	0.0	-
12:02	0.0	0.0	12:02	0.0	0.0	-
12:03	0.0	0.0	12:03	0.0	0.0	-
12:04	0.0	0.0	12:04	0.0	0.0	-
12:05	0.0	0.0	12:05	0.0	0.0	-
12:06	0.0	0.0	12:06	0.0	0.0	-
12:07	0.0	0.0	12:07	0.0	0.0	-
12:08	0.0	0.0	12:08	0.0	0.0	-
12:09	0.0	0.0	12:09	0.0	0.0	-
12:10	0.0	0.0	12:10	0.0	0.0	-
12:11	0.0	0.0	12:11	0.0	0.0	-
12:12	0.0	0.0	12:12	0.0	0.0	-
12:13	0.0	0.0	12:13	0.0	0.0	-
12:14	0.0	0.0	12:14	0.0	0.0	-
12:15	0.0	0.0	12:15	0.0	0.0	-
12:16	0.0	0.0	12:16	0.0	0.0	-
12:17	0.0	0.0	12:17	0.0	0.0	-
12:18	0.0	0.0	12:18	0.0	0.0	-
12:19	0.0	0.0	12:19	0.0	0.0	-
12:20	0.0	0.0	12:20	0.0	0.0	-
12:21	0.0	0.0	12:21	0.0	0.0	-
12:22	0.0	0.0	12:22	0.0	0.0	-
12:23	0.0	0.0	12:23	0.0	0.0	-
12:24	0.0	0.0	12:24	0.0	0.0	-
12:25	0.0	0.0	12:25	0.0	0.0	-
12:26	0.0	0.0	12:26	0.0	0.0	-
12:27	0.0	0.0	12:27	0.0	0.0	-
12:28	0.0	0.0	12:28	0.0	0.0	-
12:29	0.0	0.0	12:29	0.0	0.0	-
12:30	0.0	0.0	12:30	0.0	0.0	-
12:31	0.0	0.0	12:31	0.0	0.0	-
12:32	0.0	0.0	12:32	0.0	0.0	-
12:33	0.0	0.0	12:33	0.0	0.0	-
12:34	0.0	0.0	12:34	0.0	0.0	-
12:35	0.0	0.0	12:35	0.0	0.0	-
12:36	0.0	0.0	12:36	0.0	0.0	-
12:37	0.0	0.0	12:37	0.0	0.0	-

Grand Union Bowling Alley Site
BCP #360222
150 Westchester Avenue, Port Chester
January 21, 2025

PID DATA						
Upwind			Downwind			
Time	Concentration (ppm)	15-Min Avg Concentration (ppm)	Time	Concentration (ppm)	15-Min Avg Concentration (ppm)	Exceeds VOC Alarm Limit
12:38	0.0	0.0	12:38	0.0	0.0	-
12:39	0.0	0.0	12:39	0.0	0.0	-
12:40	0.0	0.0	12:40	0.0	0.0	-
12:41	0.0	0.0	12:41	0.0	0.0	-
12:42	0.0	0.0	12:42	0.0	0.0	-
12:43	0.0	0.0	12:43	0.0	0.0	-
12:44	0.0	0.0	12:44	0.0	0.0	-
12:45	0.0	0.0	12:45	0.0	0.0	-
12:46	0.0	0.0	12:46	0.0	0.0	-
12:47	0.0	0.0	12:47	0.0	0.0	-
12:48	0.0	0.0	12:48	0.0	0.0	-
12:49	0.0	0.0	12:49	0.0	0.0	-
12:50	0.0	0.0	12:50	0.0	0.0	-
12:51	0.0	0.0	12:51	0.0	0.0	-
12:52	0.0	0.0	12:52	0.0	0.0	-
12:53	0.0	0.0	12:53	0.0	0.0	-
12:54	0.0	0.0	12:54	0.0	0.0	-
12:55	0.0	0.0	12:55	0.0	0.0	-
12:56	0.0	0.0	12:56	0.0	0.0	-
12:57	0.0	0.0	12:57	0.0	0.0	-
12:58	0.0	0.0	12:58	0.0	0.0	-
12:59	0.0	0.0	12:59	0.0	0.0	-
13:00	0.0	0.0	13:00	0.0	0.0	-
13:01	0.0	0.0	13:01	0.0	0.0	-
13:02	0.0	0.0	13:02	0.0	0.0	-
13:03	0.0	0.0	13:03	0.0	0.0	-
13:04	0.0	0.0	13:04	0.0	0.0	-
13:05	0.0	0.0	13:05	0.0	0.0	-
13:06	0.0	0.0	13:06	0.0	0.0	-
13:07	0.0	0.0	13:07	0.0	0.0	-
13:08	0.0	0.0	13:08	0.0	0.0	-
13:09	0.0	0.0	13:09	0.0	0.0	-
13:10	0.0	0.0	13:10	0.0	0.0	-
13:11	0.0	0.0	13:11	0.0	0.0	-
13:12	0.0	0.0	13:12	0.0	0.0	-
13:13	0.0	0.0	13:13	0.0	0.0	-
13:14	0.0	0.0	13:14	0.0	0.0	-
13:15	0.0	0.0	13:15	0.0	0.0	-
13:16	0.0	0.0	13:16	0.0	0.0	-
13:17	0.0	0.0	13:17	0.0	0.0	-
13:18	0.0	0.0	13:18	0.0	0.0	-
13:19	0.0	0.0	13:19	0.0	0.0	-
13:20	0.0	0.0	13:20	0.0	0.0	-
13:21	0.0	0.0	13:21	0.0	0.0	-
13:22	0.0	0.0	13:22	0.0	0.0	-
13:23	0.0	0.0	13:23	0.0	0.0	-
13:24	0.0	0.0	13:24	0.0	0.0	-
13:25	0.0	0.0	13:25	0.0	0.0	-

Grand Union Bowling Alley Site
BCP #360222
150 Westchester Avenue, Port Chester
January 21, 2025

PID DATA						
Upwind			Downwind			
Time	Concentration (ppm)	15-Min Avg Concentration (ppm)	Time	Concentration (ppm)	15-Min Avg Concentration (ppm)	Exceeds VOC Alarm Limit
13:26	0.0	0.0	13:26	0.0	0.0	-
13:27	0.0	0.0	13:27	0.0	0.0	-
13:28	0.0	0.0	13:28	0.0	0.0	-
13:29	0.0	0.0	13:29	0.0	0.0	-
13:30	0.0	0.0	13:30	0.0	0.0	-
13:31	0.0	0.0	13:31	0.0	0.0	-
13:32	0.0	0.0	13:32	0.0	0.0	-
13:33	0.0	0.0	13:33	0.0	0.0	-
13:34	0.0	0.0	13:34	0.0	0.0	-
13:35	0.0	0.0	13:35	0.0	0.0	-
13:36	0.0	0.0	13:36	0.0	0.0	-
13:37	0.0	0.0	13:37	0.0	0.0	-
13:38	0.0	0.0	13:38	0.0	0.0	-
13:39	0.0	0.0	13:39	0.0	0.0	-
13:40	0.0	0.0	13:40	0.0	0.0	-
13:41	0.0	0.0	13:41	0.0	0.0	-
13:42	0.0	0.0	13:42	0.0	0.0	-
13:43	0.0	0.0	13:43	0.0	0.0	-
13:44	0.0	0.0	13:44	0.0	0.0	-
13:45	0.0	0.0	13:45	0.0	0.0	-
13:46	0.0	0.0	13:46	0.0	0.0	-
13:47	0.0	0.0	13:47	0.0	0.0	-
13:48	0.0	0.0	13:48	0.0	0.0	-
13:49	0.0	0.0	13:49	0.0	0.0	-
13:50	0.0	0.0	13:50	0.0	0.0	-
13:51	0.0	0.0	13:51	0.0	0.0	-
13:52	0.0	0.0	13:52	0.0	0.0	-
13:53	0.0	0.0	13:53	0.0	0.0	-
13:54	0.0	0.0	13:54	0.0	0.0	-
13:55	0.0	0.0	13:55	0.0	0.0	-
13:56	0.0	0.0	13:56	0.0	0.0	-
13:57	0.0	0.0	13:57	0.0	0.0	-
13:58	0.0	0.0	13:58	0.0	0.0	-
13:59	0.0	0.0	13:59	0.0	0.0	-
14:00	0.0	0.0	14:00	0.0	0.0	-
14:01	0.0	0.0	14:01	0.0	0.0	-
14:02	0.0	0.0	14:02	0.0	0.0	-
14:03	0.0	0.0	14:03	0.0	0.0	-
14:04	0.0	0.0	14:04	0.0	0.0	-
14:05	0.0	0.0	14:05	0.0	0.0	-
14:06	0.0	0.0	14:06	0.0	0.0	-
14:07	0.0	0.0	14:07	0.0	0.0	-
14:08	0.0	0.0	14:08	0.0	0.0	-
14:09	0.0	0.0	14:09	0.0	0.0	-
14:10	0.0	0.0	14:10	0.0	0.0	-
14:11	0.0	0.0	14:11	0.0	0.0	-
14:12	0.0	0.0	14:12	0.0	0.0	-
14:13	0.0	0.0	14:13	0.0	0.0	-

Grand Union Bowling Alley Site
BCP #360222
150 Westchester Avenue, Port Chester
January 21, 2025

PID DATA						
Upwind			Downwind			
Time	Concentration (ppm)	15-Min Avg Concentration (ppm)	Time	Concentration (ppm)	15-Min Avg Concentration (ppm)	Exceeds VOC Alarm Limit
14:14	0.0	0.0	14:14	0.0	0.0	-
14:15	0.0	0.0	14:15	0.0	0.0	-
14:16	0.0	0.0	14:16	0.0	0.0	-
14:17	0.0	0.0	14:17	0.0	0.0	-
14:18	0.0	0.0	14:18	0.0	0.0	-
14:19	0.0	0.0	14:19	0.0	0.0	-
14:20	0.0	0.0	14:20	0.0	0.0	-
14:21	0.0	0.0	14:21	0.0	0.0	-
14:22	0.0	0.0	14:22	0.0	0.0	-
14:23	0.0	0.0	14:23	0.0	0.0	-
14:24	0.0	0.0	14:24	0.0	0.0	-
14:25	0.0	0.0	14:25	0.0	0.0	-
14:26	0.0	0.0	14:26	0.0	0.0	-
14:27	0.0	0.0	14:27	0.0	0.0	-
14:28	0.0	0.0	14:28	0.0	0.0	-
14:29	0.0	0.0	14:29	0.0	0.0	-
14:30	0.0	0.0	14:30	0.0	0.0	-
14:31	0.0	0.0	14:31	0.0	0.0	-
14:32	0.0	0.0	14:32	0.0	0.0	-
14:33	0.0	0.0	14:33	0.0	0.0	-
14:34	0.0	0.0	14:34	0.0	0.0	-
14:35	0.0	0.0	14:35	0.0	0.0	-
14:36	0.0	0.0	14:36	0.0	0.0	-
14:37	0.0	0.0	14:37	0.0	0.0	-
14:38	0.0	0.0	14:38	0.0	0.0	-
14:39	0.0	0.0	14:39	0.0	0.0	-
14:40	0.0	0.0	14:40	0.0	0.0	-
14:41	0.0	0.0	14:41	0.0	0.0	-
14:42	0.0	0.0	14:42	0.0	0.0	-
14:43	0.0	0.0	14:43	0.0	0.0	-
14:44	0.0	0.0	14:44	0.0	0.0	-
14:45	0.0	0.0	14:45	0.0	0.0	-
14:46	0.0	0.0	14:46	0.0	0.0	-
14:47	0.0	0.0	14:47	0.0	0.0	-
14:48	0.0	0.0	14:48	0.0	0.0	-
14:49	0.0	0.0	14:49	0.0	0.0	-
14:50	0.0	0.0	14:50	0.0	0.0	-
14:51	0.0	0.0	14:51	0.0	0.0	-
14:52	0.0	0.0	14:52	0.0	0.0	-
14:53	0.0	0.0	14:53	0.0	0.0	-
14:54	0.0	0.0	14:54	0.0	0.0	-
14:55	0.0	0.0	14:55	0.0	0.0	-
14:56	0.0	0.0	14:56	0.0	0.0	-
14:57	0.0	0.0	14:57	0.0	0.0	-
14:58	0.0	0.0	14:58	0.0	0.0	-
14:59	0.0	0.0	14:59	0.0	0.0	-
15:00	0.0	0.0	15:00	0.0	0.0	-
15:01	0.0	0.0	15:01	0.0	0.0	-

Grand Union Bowling Alley Site
BCP #360222
150 Westchester Avenue, Port Chester
January 21, 2025

PID DATA						
Upwind			Downwind			
Time	Concentration (ppm)	15-Min Avg Concentration (ppm)	Time	Concentration (ppm)	15-Min Avg Concentration (ppm)	Exceeds VOC Alarm Limit
15:02	0.0	0.0	15:02	0.0	0.0	-
15:03	0.0	0.0	15:03	0.0	0.0	-
15:04	0.0	0.0	15:04	0.0	0.0	-
15:05	0.0	0.0	15:05	0.0	0.0	-
15:06	0.0	0.0	15:06	0.0	0.0	-
15:07	0.0	0.0	15:07	0.0	0.0	-
15:08	0.0	0.0	15:08	0.0	0.0	-
15:09	0.0	0.0	15:09	0.0	0.0	-
15:10	0.0	0.0	15:10	0.0	0.0	-
15:11	0.0	0.0	15:11	0.0	0.0	-
15:12	0.0	0.0	15:12	0.0	0.0	-
15:13	0.0	0.0	15:13	0.0	0.0	-
15:14	0.0	0.0	15:14	0.0	0.0	-
15:15	0.0	0.0	15:15	0.0	0.0	-
15:16	0.0	0.0	15:16	0.0	0.0	-
15:17	0.0	0.0	15:17	0.0	0.0	-
15:18	0.0	0.0	15:18	0.0	0.0	-
15:19	0.0	0.0	15:19	0.0	0.0	-

SESI CONSULTING ENGINEERS

959 US-46 Floor 3, Suite 300 - Parsippany-Troy Hills, NJ

DAILY AIR MONITORING REPORT
150 Westchester Avenue
Port Chester, New York

01/22/2025

Rev. No. 0 | Page 1 of 2

Project Number: 11895A

Dust Action Level: 150 µg/m^3

VOC Action Level: 5 ppm

Weather Data Range for Work Day		Wind Direction	N	Relative Humidity (%)	32.0 - 75.0	Daily Rain Total (in)	0.00	Readings in the summary table and graphs below are the reported downwind concentrations.
Temperature (°F)	6.0 - 22.0	Wind Speed (MPH)	1.7 - 5.8	Barometer (inHg)	30.50 - 30.50	Avg. Dew Point Temp (°F)	-2.2	

Station Location	Daily Avg. Dust Concentration (µg/m^3)	Max 15-Min Dust Concentration (µg/m^3)	Time of Max Dust Reading	Daily Avg. VOC Concentration (ppm)	Max 15-Min VOC Concentration (ppm)	Time of Max VOC Reading
Upwind	29.4	124.1	9:02	0.0	0.0	8:28
Downwind	56.9	90.4	9:04	0.0	0.0	8:32

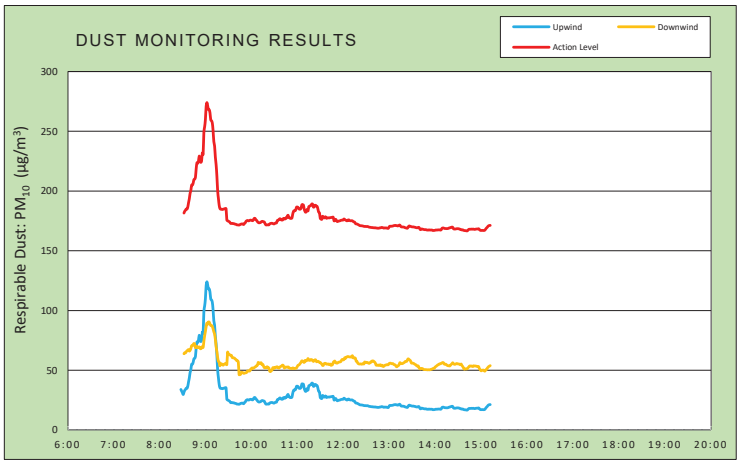

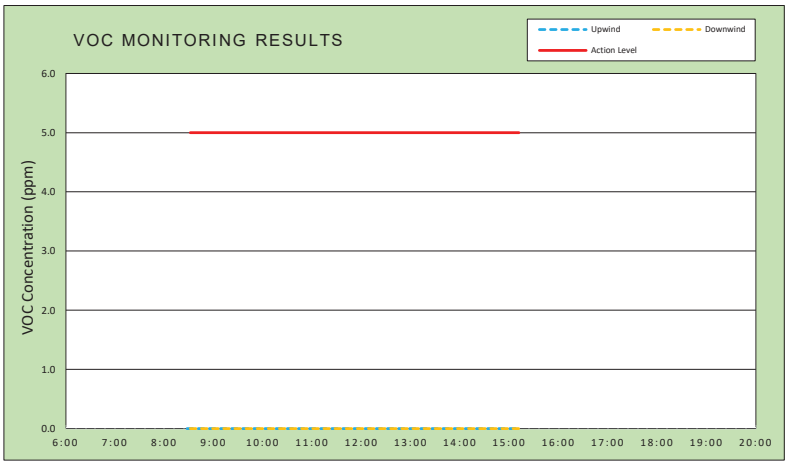

Air Monitoring Notes:

Weather Notes:

EMILCOTT
A Triumvirate Environmental Company

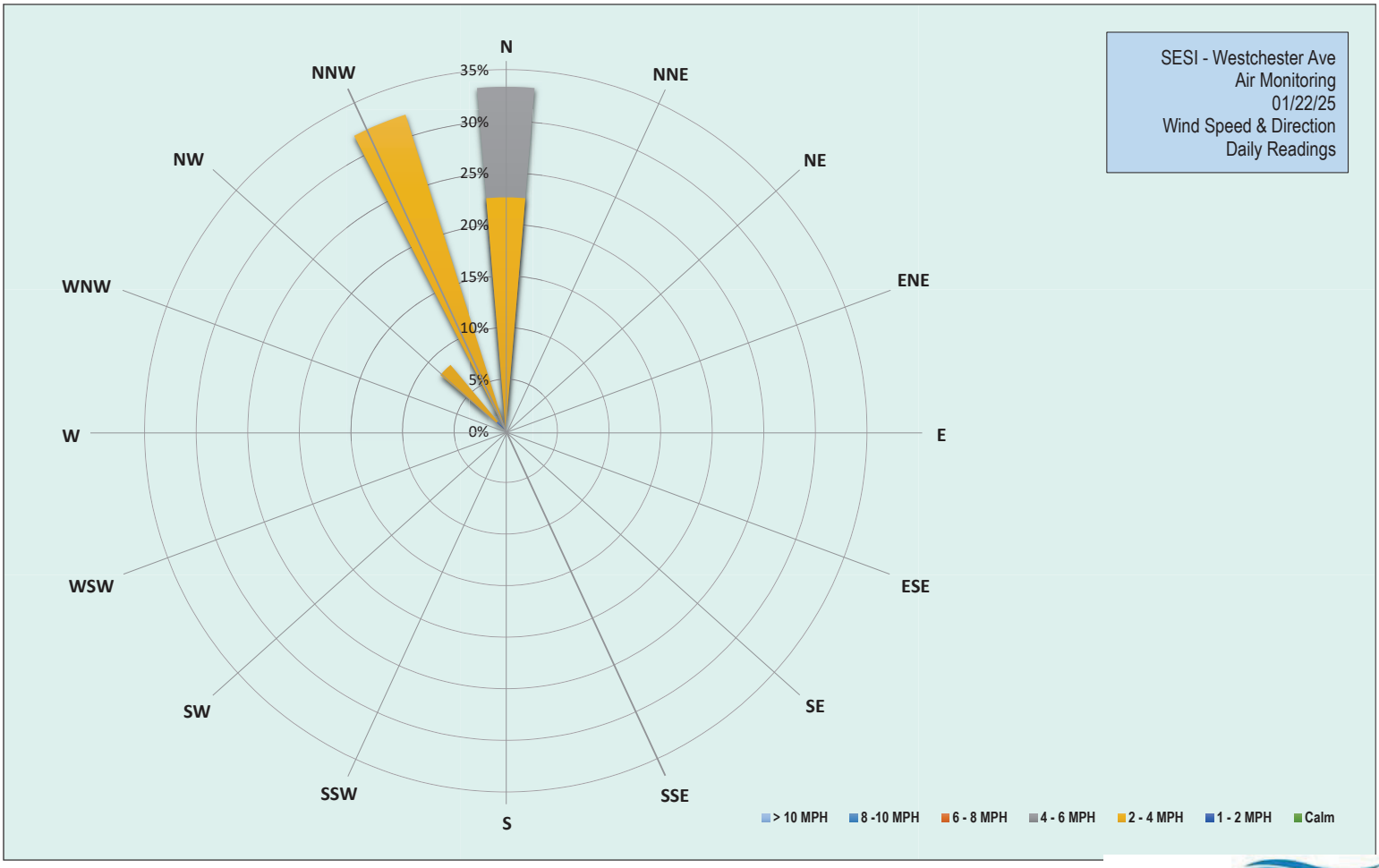

EMILCOTT
A Triumvirate Environmental Company

Grand Union Bowling Alley Site
BCP #360222
150 Westchester Avenue, Port Chester
January 22, 2025

Wednesday, January 22, 2025						
Number of Instances Where Downwind Particulates Exceeds Upwind Particulate + 150 =						0
Number of Comparable Data Points =						401
Start Time:						8:13
End Time:						15:12
PARTICULATE DATA						
Upwind			Downwind			Exceeds Particulate Alarm Limit
Time	Concentration (ug/m^3)	15-Min Avg Concentration (ug/m^3)	Time	Concentration (ug/m^3)	15-Min Avg Concentration (ug/m^3)	
8:13	65.0	-	8:13	-	-	-
8:14	50.0	-	8:14	-	-	-
8:15	51.3	-	8:15	-	-	-
8:16	61.5	-	8:16	-	-	-
8:17	28.0	-	8:17	71.8	-	-
8:18	26.8	-	8:18	53.5	-	-
8:19	27.8	-	8:19	64.3	-	-
8:20	26.8	-	8:20	56.3	-	-
8:21	35.0	-	8:21	60.3	-	-
8:22	28.8	-	8:22	57.0	-	-
8:23	27.8	-	8:23	64.5	-	-
8:24	28.8	-	8:24	87.0	-	-
8:25	28.8	-	8:25	52.8	-	-
8:26	29.3	-	8:26	54.8	-	-
8:27	29.0	-	8:27	57.5	-	-
8:28	29.0	33.9	8:28	57.3	-	-
8:29	28.5	32.5	8:29	58.0	-	-
8:30	32.0	31.2	8:30	60.3	-	-
8:31	38.5	29.6	8:31	68.5	-	-
8:32	57.0	31.6	8:32	105.0	63.8	-
8:33	49.8	33.1	8:33	66.5	64.7	-
8:34	40.3	33.9	8:34	62.0	64.5	-
8:35	42.5	35.0	8:35	71.0	65.5	-
8:36	33.8	34.9	8:36	72.8	66.3	-
8:37	54.5	36.6	8:37	62.3	66.7	-
8:38	82.5	40.3	8:38	74.8	67.4	-
8:39	77.8	43.5	8:39	66.8	66.0	-
8:40	96.5	48.1	8:40	63.5	66.7	-
8:41	65.3	50.5	8:41	74.8	68.1	-
8:42	96.5	55.0	8:42	94.5	70.5	-
8:43	28.5	54.9	8:43	57.0	70.5	-
8:44	53.0	56.6	8:44	71.8	71.4	-
8:45	77.3	59.6	8:45	75.0	72.4	-
8:46	44.3	60.0	8:46	64.3	72.1	-
8:47	81.0	61.6	8:47	55.8	68.8	-
8:48	160.8	69.0	8:48	81.0	69.8	-
8:49	111.8	73.7	8:49	63.8	69.9	-
8:50	35.3	73.2	8:50	55.5	68.9	-
8:51	63.8	75.2	8:51	75.8	69.1	-
8:52	115.3	79.3	8:52	69.3	69.6	-
8:53	33.3	76.0	8:53	57.0	68.4	-

Grand Union Bowling Alley Site
BCP #360222
150 Westchester Avenue, Port Chester
January 22, 2025

PARTICULATE DATA						
Upwind			Downwind			Exceeds Particulate Alarm Limit
Time	Concentration (ug/m^3)	15-Min Avg Concentration (ug/m^3)	Time	Concentration (ug/m^3)	15-Min Avg Concentration (ug/m^3)	
8:54	47.0	74.0	8:54	60.0	67.9	-
8:55	114.0	75.1	8:55	75.5	68.7	-
8:56	166.8	81.9	8:56	92.5	69.9	-
8:57	77.8	80.6	8:57	81.8	69.1	-
8:58	304.5	99.0	8:58	135.0	74.3	-
8:59	123.5	103.7	8:59	140.3	78.8	-
9:00	168.5	109.8	9:00	130.8	82.5	-
9:01	211.8	121.0	9:01	124.3	86.5	-
9:02	127.0	124.1	9:02	100.3	89.5	-
9:03	118.5	121.2	9:03	64.0	88.4	-
9:04	66.0	118.2	9:04	93.5	90.4	-
9:05	33.0	118.0	9:05	53.5	90.2	-
9:06	24.0	115.4	9:06	53.3	88.7	-
9:07	27.0	109.5	9:07	49.3	87.4	-
9:08	23.5	108.9	9:08	58.8	87.5	-
9:09	19.5	107.0	9:09	47.0	86.6	-
9:10	21.5	100.9	9:10	46.8	84.7	-
9:11	25.5	91.4	9:11	55.0	82.2	-
9:12	21.8	87.7	9:12	51.8	80.2	-
9:13	164.5	78.4	9:13	70.3	75.9	-
9:14	28.8	72.1	9:14	46.5	69.7	-
9:15	26.8	62.6	9:15	70.5	65.6	-
9:16	25.8	50.2	9:16	49.5	60.7	-
9:17	31.0	43.8	9:17	51.8	57.4	-
9:18	33.5	38.1	9:18	55.0	56.8	-
9:19	24.3	35.4	9:19	46.5	53.7	-
9:20	24.8	34.8	9:20	81.5	55.6	-
9:21	25.0	34.9	9:21	46.8	55.1	-
9:22	22.3	34.6	9:22	47.8	55.0	-
9:23	26.0	34.7	9:23	46.5	54.2	-
9:24	23.0	35.0	9:24	56.0	54.8	-
9:25	24.0	35.1	9:25	52.8	55.2	-
9:26	29.5	35.4	9:26	60.8	55.6	-
9:27	20.5	35.3	9:27	44.8	55.1	-
9:28	20.8	25.7	9:28	62.5	54.6	-
9:29	19.8	25.1	9:29	203.5	65.1	-
9:30	20.5	24.7	9:30	46.8	63.5	-
9:31	21.5	24.4	9:31	46.5	63.3	-
9:32	21.5	23.8	9:32	45.8	62.9	-
9:33	20.0	22.9	9:33	47.5	62.4	-
9:34	24.0	22.9	9:34	47.8	62.5	-
9:35	25.8	22.9	9:35	53.5	60.6	-
9:36	21.5	22.7	9:36	44.5	60.5	-
9:37	23.0	22.8	9:37	45.0	60.3	-
9:38	21.0	22.4	9:38	44.3	60.1	-
9:39	21.0	22.3	9:39	43.8	59.3	-
9:40	21.3	22.1	9:40	47.8	59.0	-
9:41	23.8	21.7	9:41	45.0	57.9	-

Grand Union Bowling Alley Site
BCP #360222
150 Westchester Avenue, Port Chester
January 22, 2025

PARTICULATE DATA						
Upwind			Downwind			Exceeds Particulate Alarm Limit
Time	Concentration (ug/m^3)	15-Min Avg Concentration (ug/m^3)	Time	Concentration (ug/m^3)	15-Min Avg Concentration (ug/m^3)	
9:42	19.8	21.7	9:42	45.3	58.0	-
9:43	19.5	21.6	9:43	45.3	56.8	-
9:44	19.0	21.5	9:44	45.0	46.2	-
9:45	24.3	21.8	9:45	48.0	46.3	-
9:46	27.8	22.2	9:46	51.5	46.7	-
9:47	23.5	22.3	9:47	70.0	48.3	-
9:48	22.5	22.5	9:48	44.8	48.1	-
9:49	20.3	22.3	9:49	45.5	47.9	-
9:50	21.3	22.0	9:50	44.3	47.3	-
9:51	37.0	23.0	9:51	48.8	47.6	-
9:52	28.3	23.3	9:52	47.5	47.8	-
9:53	39.5	24.6	9:53	46.0	47.9	-
9:54	28.8	25.1	9:54	49.5	48.3	-
9:55	25.5	25.4	9:55	64.8	49.4	-
9:56	19.3	25.1	9:56	45.8	49.5	-
9:57	20.5	25.1	9:57	43.8	49.4	-
9:58	24.5	25.5	9:58	45.0	49.3	-
9:59	22.0	25.7	9:59	68.8	50.9	-
10:00	22.0	25.5	10:00	48.8	51.0	-
10:01	24.0	25.3	10:01	65.8	51.9	-
10:02	23.5	25.3	10:02	65.0	51.6	-
10:03	39.5	26.4	10:03	49.3	51.9	-
10:04	32.0	27.2	10:04	50.8	52.2	-
10:05	18.5	27.0	10:05	53.3	52.8	-
10:06	19.3	25.8	10:06	52.5	53.1	-
10:07	22.0	25.4	10:07	61.3	54.0	-
10:08	23.5	24.3	10:08	48.3	54.2	-
10:09	19.5	23.7	10:09	86.0	56.6	-
10:10	20.5	23.4	10:10	51.0	55.7	-
10:11	21.5	23.5	10:11	47.3	55.8	-
10:12	22.3	23.6	10:12	49.5	56.2	-
10:13	33.3	24.2	10:13	45.5	56.2	-
10:14	27.8	24.6	10:14	44.8	54.6	-
10:15	20.8	24.5	10:15	53.0	54.9	-
10:16	19.8	24.2	10:16	43.0	53.4	-
10:17	20.3	24.0	10:17	45.5	52.1	-
10:18	18.5	22.6	10:18	52.0	52.2	-
10:19	17.8	21.7	10:19	46.0	51.9	-
10:20	17.8	21.6	10:20	65.5	52.7	-
10:21	20.3	21.7	10:21	53.5	52.8	-
10:22	22.8	21.7	10:22	48.8	52.0	-
10:23	22.8	21.7	10:23	47.8	51.9	-
10:24	31.5	22.5	10:24	44.3	49.2	-
10:25	25.8	22.8	10:25	46.5	48.9	-
10:26	23.5	23.0	10:26	58.0	49.6	-
10:27	22.8	23.0	10:27	57.3	50.1	-
10:28	30.3	22.8	10:28	75.3	52.1	-
10:29	23.5	22.5	10:29	46.5	52.2	-

Grand Union Bowling Alley Site
BCP #360222
150 Westchester Avenue, Port Chester
January 22, 2025

PARTICULATE DATA						
Upwind			Downwind			Exceeds Particulate Alarm Limit
Time	Concentration (ug/m^3)	15-Min Avg Concentration (ug/m^3)	Time	Concentration (ug/m^3)	15-Min Avg Concentration (ug/m^3)	
10:30	21.0	22.5	10:30	44.5	51.6	-
10:31	27.3	23.0	10:31	50.8	52.1	-
10:32	23.0	23.2	10:32	53.8	52.7	-
10:33	20.5	23.4	10:33	48.5	52.5	-
10:34	48.5	25.4	10:34	52.5	52.9	-
10:35	19.8	25.5	10:35	53.3	52.1	-
10:36	27.5	26.0	10:36	49.5	51.8	-
10:37	33.8	26.8	10:37	57.5	52.4	-
10:38	21.0	26.6	10:38	58.0	53.1	-
10:39	20.0	25.9	10:39	48.0	53.3	-
10:40	23.3	25.7	10:40	55.3	53.9	-
10:41	25.8	25.9	10:41	64.0	54.3	-
10:42	42.0	27.1	10:42	47.0	53.6	-
10:43	25.8	26.8	10:43	48.3	51.8	-
10:44	19.0	26.5	10:44	53.8	52.3	-
10:45	36.3	27.6	10:45	50.0	52.7	-
10:46	25.5	27.4	10:46	49.0	52.6	-
10:47	45.3	28.9	10:47	53.0	52.5	-
10:48	33.0	29.8	10:48	53.3	52.8	-
10:49	18.8	27.8	10:49	44.5	52.3	-
10:50	18.8	27.7	10:50	45.3	51.8	-
10:51	17.5	27.0	10:51	47.3	51.6	-
10:52	37.0	27.3	10:52	56.0	51.5	-
10:53	21.8	27.3	10:53	56.5	51.4	-
10:54	68.5	30.5	10:54	55.8	51.9	-
10:55	57.8	32.8	10:55	52.8	51.8	-
10:56	37.0	33.6	10:56	57.8	51.3	-
10:57	39.0	33.4	10:57	50.0	51.5	-
10:58	39.5	34.3	10:58	49.8	51.6	-
10:59	52.5	36.5	10:59	57.8	51.9	-
11:00	37.0	36.6	11:00	67.8	53.1	-
11:01	21.8	36.3	11:01	65.0	54.2	-
11:02	27.0	35.1	11:02	56.0	54.4	-
11:03	28.3	34.8	11:03	62.3	55.0	-
11:04	19.8	34.9	11:04	58.0	55.9	-
11:05	31.8	35.7	11:05	58.8	56.8	-
11:06	59.0	38.5	11:06	64.5	57.9	-
11:07	32.0	38.2	11:07	49.3	57.5	-
11:08	24.5	38.4	11:08	49.5	57.0	-
11:09	18.3	35.0	11:09	48.8	56.5	-
11:10	29.3	33.1	11:10	78.0	58.2	-
11:11	23.5	32.2	11:11	50.0	57.7	-
11:12	55.0	33.3	11:12	55.8	58.1	-
11:13	61.3	34.7	11:13	54.3	58.4	-
11:14	31.5	33.3	11:14	79.3	59.8	-
11:15	90.3	36.9	11:15	49.3	58.6	-
11:16	27.3	37.2	11:16	60.3	58.3	-
11:17	34.0	37.7	11:17	58.0	58.4	-

Grand Union Bowling Alley Site
BCP #360222
150 Westchester Avenue, Port Chester
January 22, 2025

PARTICULATE DATA						
Upwind			Downwind			Exceeds Particulate Alarm Limit
Time	Concentration (ug/m^3)	15-Min Avg Concentration (ug/m^3)	Time	Concentration (ug/m^3)	15-Min Avg Concentration (ug/m^3)	
11:18	35.8	38.2	11:18	72.0	59.0	-
11:19	33.8	39.1	11:19	50.0	58.5	-
11:20	30.5	39.1	11:20	57.8	58.4	-
11:21	22.3	36.6	11:21	48.0	57.3	-
11:22	33.0	36.7	11:22	59.8	58.0	-
11:23	45.0	38.0	11:23	58.5	58.6	-
11:24	18.0	38.0	11:24	49.8	58.7	-
11:25	18.8	37.3	11:25	54.3	57.1	-
11:26	19.5	37.1	11:26	52.0	57.3	-
11:27	20.5	34.8	11:27	59.0	57.5	-
11:28	23.3	32.2	11:28	50.0	57.2	-
11:29	24.3	31.7	11:29	68.8	56.5	-
11:30	20.8	27.1	11:30	50.5	56.6	-
11:31	20.0	26.6	11:31	47.5	55.7	-
11:32	28.3	26.2	11:32	51.0	55.3	-
11:33	76.0	28.9	11:33	53.3	54.0	-
11:34	22.5	28.2	11:34	51.5	54.1	-
11:35	19.5	27.4	11:35	77.5	55.4	-
11:36	32.0	28.1	11:36	53.3	55.8	-
11:37	38.0	28.4	11:37	58.5	55.7	-
11:38	26.3	27.2	11:38	49.0	55.1	-
11:39	23.5	27.5	11:39	51.8	55.2	-
11:40	18.8	27.5	11:40	52.8	55.1	-
11:41	20.0	27.6	11:41	54.3	55.2	-
11:42	19.5	27.5	11:42	50.0	54.6	-
11:43	27.3	27.8	11:43	58.8	55.2	-
11:44	24.0	27.8	11:44	51.8	54.1	-
11:45	23.5	27.9	11:45	56.3	54.5	-
11:46	22.0	28.1	11:46	49.8	54.6	-
11:47	29.0	28.1	11:47	80.8	56.6	-
11:48	30.0	25.1	11:48	61.8	57.2	-
11:49	32.8	25.7	11:49	59.5	57.7	-
11:50	29.3	26.4	11:50	56.5	56.3	-
11:51	20.5	25.6	11:51	50.5	56.1	-
11:52	20.5	24.5	11:52	55.3	55.9	-
11:53	28.5	24.6	11:53	55.0	56.3	-
11:54	26.8	24.8	11:54	57.5	56.7	-
11:55	21.3	25.0	11:55	55.0	56.8	-
11:56	22.5	25.2	11:56	56.8	57.0	-
11:57	24.0	25.5	11:57	54.8	57.3	-
11:58	29.5	25.6	11:58	77.8	58.6	-
11:59	24.8	25.7	11:59	59.0	59.1	-
12:00	24.8	25.7	12:00	49.8	58.6	-
12:01	35.3	26.6	12:01	55.3	59.0	-
12:02	22.0	26.2	12:02	102.8	60.5	-
12:03	22.5	25.7	12:03	53.5	59.9	-
12:04	28.3	25.4	12:04	74.3	60.9	-
12:05	24.3	25.0	12:05	60.5	61.2	-

Grand Union Bowling Alley Site
BCP #360222
150 Westchester Avenue, Port Chester
January 22, 2025

PARTICULATE DATA						
Upwind			Downwind			Exceeds Particulate Alarm Limit
Time	Concentration (ug/m^3)	15-Min Avg Concentration (ug/m^3)	Time	Concentration (ug/m^3)	15-Min Avg Concentration (ug/m^3)	
12:06	27.5	25.5	12:06	55.3	61.5	-
12:07	27.8	26.0	12:07	52.5	61.3	-
12:08	20.8	25.5	12:08	52.8	61.2	-
12:09	22.5	25.2	12:09	56.8	61.1	-
12:10	20.3	25.1	12:10	55.3	61.1	-
12:11	23.5	25.2	12:11	55.0	61.0	-
12:12	22.0	25.0	12:12	72.8	62.2	-
12:13	21.5	24.5	12:13	50.8	60.4	-
12:14	19.8	24.2	12:14	56.8	60.3	-
12:15	21.0	23.9	12:15	51.3	60.4	-
12:16	18.3	22.8	12:16	48.5	59.9	-
12:17	17.3	22.5	12:17	65.5	57.4	-
12:18	21.5	22.4	12:18	52.0	57.3	-
12:19	23.3	22.1	12:19	54.0	56.0	-
12:20	19.3	21.7	12:20	52.3	55.4	-
12:21	21.5	21.3	12:21	51.8	55.2	-
12:22	22.8	21.0	12:22	53.3	55.2	-
12:23	20.5	21.0	12:23	53.0	55.3	-
12:24	21.3	20.9	12:24	54.0	55.1	-
12:25	19.0	20.8	12:25	57.8	55.2	-
12:26	21.0	20.7	12:26	60.3	55.6	-
12:27	19.0	20.5	12:27	67.0	55.2	-
12:28	20.0	20.4	12:28	76.8	56.9	-
12:29	20.0	20.4	12:29	50.0	56.5	-
12:30	19.8	20.3	12:30	51.0	56.5	-
12:31	18.5	20.3	12:31	51.3	56.7	-
12:32	17.0	20.3	12:32	58.8	56.2	-
12:33	17.3	20.0	12:33	49.8	56.1	-
12:34	19.5	19.8	12:34	49.0	55.7	-
12:35	18.0	19.7	12:35	62.5	56.4	-
12:36	19.8	19.6	12:36	53.0	56.5	-
12:37	21.0	19.4	12:37	69.8	57.6	-
12:38	20.8	19.5	12:38	52.0	57.5	-
12:39	18.5	19.3	12:39	58.8	57.8	-
12:40	19.3	19.3	12:40	50.5	57.4	-
12:41	19.5	19.2	12:41	52.3	56.8	-
12:42	19.8	19.2	12:42	53.0	55.9	-
12:43	17.3	19.1	12:43	51.3	54.2	-
12:44	19.5	19.0	12:44	51.3	54.3	-
12:45	17.8	18.9	12:45	49.5	54.2	-
12:46	18.5	18.9	12:46	54.5	54.4	-
12:47	18.5	19.0	12:47	52.3	54.0	-
12:48	20.5	19.2	12:48	57.0	54.4	-
12:49	19.5	19.2	12:49	49.8	54.5	-
12:50	22.5	19.5	12:50	49.5	53.6	-
12:51	19.0	19.5	12:51	61.5	54.2	-
12:52	17.8	19.2	12:52	53.5	53.1	-
12:53	16.8	19.0	12:53	55.3	53.3	-

Grand Union Bowling Alley Site
BCP #360222
150 Westchester Avenue, Port Chester
January 22, 2025

PARTICULATE DATA						
Upwind			Downwind			Exceeds Particulate Alarm Limit
Time	Concentration (ug/m^3)	15-Min Avg Concentration (ug/m^3)	Time	Concentration (ug/m^3)	15-Min Avg Concentration (ug/m^3)	
12:54	21.3	19.2	12:54	66.8	53.9	-
12:55	17.8	19.1	12:55	57.3	54.3	-
12:56	21.0	19.2	12:56	53.8	54.4	-
12:57	16.5	18.9	12:57	56.8	54.7	-
12:58	15.3	18.8	12:58	49.5	54.5	-
12:59	19.5	18.8	12:59	53.3	54.7	-
13:00	36.3	20.0	13:00	63.3	55.6	-
13:01	26.0	20.5	13:01	58.8	55.9	-
13:02	18.0	20.5	13:02	52.0	55.9	-
13:03	21.0	20.5	13:03	52.0	55.5	-
13:04	20.8	20.6	13:04	49.5	55.5	-
13:05	24.5	20.8	13:05	50.0	55.5	-
13:06	23.0	21.0	13:06	50.5	54.8	-
13:07	19.3	21.1	13:07	50.8	54.6	-
13:08	18.8	21.3	13:08	51.3	54.4	-
13:09	18.0	21.0	13:09	51.8	53.4	-
13:10	18.3	21.1	13:10	50.0	52.9	-
13:11	16.5	20.8	13:11	65.0	53.6	-
13:12	19.3	21.0	13:12	59.8	53.8	-
13:13	21.3	21.4	13:13	62.0	54.7	-
13:14	22.0	21.5	13:14	78.5	56.3	-
13:15	20.5	20.5	13:15	57.3	55.9	-
13:16	18.8	20.0	13:16	53.0	55.6	-
13:17	17.5	20.0	13:17	51.5	55.5	-
13:18	20.0	19.9	13:18	55.8	55.8	-
13:19	20.0	19.8	13:19	56.3	56.2	-
13:20	20.8	19.6	13:20	54.8	56.5	-
13:21	18.3	19.3	13:21	62.3	57.3	-
13:22	17.0	19.1	13:22	51.8	57.4	-
13:23	15.8	18.9	13:23	52.3	57.5	-
13:24	17.8	18.9	13:24	72.3	58.8	-
13:25	34.5	20.0	13:25	61.3	59.6	-
13:26	28.0	20.8	13:26	54.3	58.9	-
13:27	16.8	20.6	13:27	54.5	58.5	-
13:28	18.3	20.4	13:28	50.0	57.7	-
13:29	18.8	20.2	13:29	53.3	56.0	-
13:30	17.8	20.0	13:30	56.0	55.9	-
13:31	18.5	20.0	13:31	52.3	55.9	-
13:32	17.3	20.0	13:32	48.5	55.7	-
13:33	16.5	19.7	13:33	48.5	55.2	-
13:34	19.0	19.7	13:34	50.3	54.8	-
13:35	16.8	19.4	13:35	50.3	54.5	-
13:36	16.5	19.3	13:36	49.5	53.7	-
13:37	16.8	19.3	13:37	50.0	53.5	-
13:38	20.5	19.6	13:38	53.5	53.6	-
13:39	16.8	19.5	13:39	49.8	52.1	-
13:40	17.0	18.3	13:40	48.5	51.3	-
13:41	17.5	17.6	13:41	51.5	51.1	-

Grand Union Bowling Alley Site
BCP #360222
150 Westchester Avenue, Port Chester
January 22, 2025

PARTICULATE DATA						
Upwind			Downwind			Exceeds Particulate Alarm Limit
Time	Concentration (ug/m^3)	15-Min Avg Concentration (ug/m^3)	Time	Concentration (ug/m^3)	15-Min Avg Concentration (ug/m^3)	
13:42	25.5	18.2	13:42	60.8	51.5	-
13:43	18.0	18.2	13:43	49.3	51.5	-
13:44	16.0	18.0	13:44	49.0	51.2	-
13:45	15.3	17.9	13:45	48.8	50.7	-
13:46	16.0	17.7	13:46	49.8	50.5	-
13:47	16.8	17.7	13:47	48.8	50.5	-
13:48	17.0	17.7	13:48	47.5	50.5	-
13:49	15.0	17.4	13:49	49.8	50.4	-
13:50	15.8	17.4	13:50	48.8	50.3	-
13:51	15.8	17.3	13:51	50.3	50.4	-
13:52	19.3	17.5	13:52	50.0	50.4	-
13:53	18.8	17.4	13:53	53.0	50.4	-
13:54	16.8	17.4	13:54	53.0	50.6	-
13:55	17.0	17.4	13:55	52.0	50.8	-
13:56	17.3	17.3	13:56	54.0	51.0	-
13:57	20.0	17.0	13:57	65.3	51.3	-
13:58	18.5	17.0	13:58	55.3	51.7	-
13:59	16.5	17.0	13:59	48.5	51.6	-
14:00	17.3	17.2	14:00	63.3	52.6	-
14:01	19.3	17.4	14:01	57.5	53.1	-
14:02	16.0	17.3	14:02	56.0	53.6	-
14:03	17.8	17.4	14:03	56.8	54.2	-
14:04	16.5	17.5	14:04	54.0	54.5	-
14:05	15.8	17.5	14:05	58.0	55.1	-
14:06	15.8	17.5	14:06	50.3	55.1	-
14:07	16.8	17.3	14:07	57.5	55.6	-
14:08	22.8	17.6	14:08	53.3	55.6	-
14:09	34.5	18.8	14:09	60.5	56.1	-
14:10	21.3	19.1	14:10	56.8	56.5	-
14:11	17.3	19.1	14:11	50.3	56.2	-
14:12	15.8	18.8	14:12	48.8	55.1	-
14:13	16.0	18.6	14:13	53.5	55.0	-
14:14	16.8	18.6	14:14	49.5	55.1	-
14:15	16.0	18.5	14:15	54.8	54.5	-
14:16	19.5	18.6	14:16	50.3	54.0	-
14:17	17.8	18.7	14:17	52.5	53.8	-
14:18	23.0	19.0	14:18	57.0	53.8	-
14:19	17.5	19.1	14:19	50.3	53.5	-
14:20	21.3	19.5	14:20	66.8	54.1	-
14:21	17.0	19.5	14:21	61.3	54.9	-
14:22	20.8	19.8	14:22	65.0	55.4	-
14:23	20.5	19.7	14:23	67.0	56.3	-
14:24	16.5	18.5	14:24	49.0	55.5	-
14:25	17.5	18.2	14:25	49.3	55.0	-
14:26	17.0	18.2	14:26	49.8	55.0	-
14:27	16.8	18.3	14:27	51.8	55.2	-
14:28	18.8	18.4	14:28	60.0	55.6	-
14:29	17.0	18.5	14:29	47.8	55.5	-

Grand Union Bowling Alley Site
BCP #360222
150 Westchester Avenue, Port Chester
January 22, 2025

PARTICULATE DATA						
Upwind			Downwind			Exceeds Particulate Alarm Limit
Time	Concentration (ug/m^3)	15-Min Avg Concentration (ug/m^3)	Time	Concentration (ug/m^3)	15-Min Avg Concentration (ug/m^3)	
14:30	16.8	18.5	14:30	51.0	55.2	-
14:31	16.8	18.3	14:31	50.3	55.2	-
14:32	16.3	18.2	14:32	48.3	55.0	-
14:33	16.0	17.8	14:33	51.8	54.6	-
14:34	17.5	17.8	14:34	59.8	55.2	-
14:35	15.8	17.4	14:35	48.3	54.0	-
14:36	19.3	17.5	14:36	49.3	53.2	-
14:37	16.0	17.2	14:37	48.3	52.1	-
14:38	16.3	16.9	14:38	48.5	50.9	-
14:39	16.0	16.9	14:39	52.5	51.1	-
14:40	16.0	16.8	14:40	50.5	51.2	-
14:41	15.3	16.7	14:41	48.5	51.1	-
14:42	16.0	16.6	14:42	54.3	51.3	-
14:43	28.0	17.3	14:43	73.0	52.1	-
14:44	26.8	17.9	14:44	56.0	52.7	-
14:45	18.3	18.0	14:45	64.3	53.6	-
14:46	17.3	18.0	14:46	49.3	53.5	-
14:47	16.3	18.0	14:47	49.3	53.6	-
14:48	17.5	18.1	14:48	49.5	53.4	-
14:49	16.0	18.0	14:49	54.5	53.1	-
14:50	17.3	18.1	14:50	58.0	53.7	-
14:51	16.5	18.0	14:51	47.0	53.6	-
14:52	15.3	17.9	14:52	48.3	53.6	-
14:53	19.0	18.1	14:53	47.8	53.5	-
14:54	17.8	18.2	14:54	50.0	53.3	-
14:55	16.0	18.2	14:55	47.0	53.1	-
14:56	16.5	18.3	14:56	50.5	53.2	-
14:57	18.0	18.4	14:57	48.8	52.9	-
14:58	17.3	17.7	14:58	46.5	51.1	-
14:59	17.8	17.1	14:59	47.5	50.5	-
15:00	17.0	17.0	15:00	48.8	49.5	-
15:01	17.3	17.0	15:01	54.3	49.8	-
15:02	16.5	17.0	15:02	52.0	50.0	-
15:03	16.8	17.0	15:03	51.8	50.2	-
15:04	16.3	17.0	15:04	46.5	49.6	-
15:05	21.0	17.3	15:05	51.5	49.2	-
15:06	29.3	18.1	15:06	63.3	50.3	-
15:07	27.8	18.9	15:07	50.8	50.5	-
15:08	28.5	19.6	15:08	63.8	51.5	-
15:09	30.3	20.4	15:09	62.5	52.4	-
15:10	24.0	20.9	15:10	57.3	53.0	-
15:11	19.8	21.2	15:11	56.5	53.4	-
15:12	19.3	21.2	15:12	54.5	53.8	-

Grand Union Bowling Alley Site
BCP #360222
150 Westchester Avenue, Port Chester
January 22, 2025

Wednesday, January 22, 2025						
Number of Instances Where Downwind VOCs Exceeds Upwind VOCs + 5 =						0
Number of Comparable Data Points =						401
Start Time:						8:13
End Time:						15:12
PID DATA						
Upwind			Downwind			
Time	Concentration (ppm)	15-Min Avg Concentration (ppm)	Time	Concentration (ppm)	15-Min Avg Concentration (ppm)	Exceeds VOC Alarm Limit
8:13	0.0	-	8:13	-	-	-
8:14	0.0	-	8:14	-	-	-
8:15	0.0	-	8:15	-	-	-
8:16	0.0	-	8:16	-	-	-
8:17	0.0	-	8:17	0.0	-	-
8:18	0.0	-	8:18	0.0	-	-
8:19	0.0	-	8:19	0.0	-	-
8:20	0.0	-	8:20	0.0	-	-
8:21	0.0	-	8:21	0.0	-	-
8:22	0.0	-	8:22	0.0	-	-
8:23	0.0	-	8:23	0.0	-	-
8:24	0.0	-	8:24	0.0	-	-
8:25	0.0	-	8:25	0.0	-	-
8:26	0.0	-	8:26	0.0	-	-
8:27	0.0	-	8:27	0.0	-	-
8:28	0.0	0.0	8:28	0.0	-	-
8:29	0.0	0.0	8:29	0.0	-	-
8:30	0.0	0.0	8:30	0.0	-	-
8:31	0.0	0.0	8:31	0.0	-	-
8:32	0.0	0.0	8:32	0.0	0.0	-
8:33	0.0	0.0	8:33	0.0	0.0	-
8:34	0.0	0.0	8:34	0.0	0.0	-
8:35	0.0	0.0	8:35	0.0	0.0	-
8:36	0.0	0.0	8:36	0.0	0.0	-
8:37	0.0	0.0	8:37	0.0	0.0	-
8:38	0.0	0.0	8:38	0.0	0.0	-
8:39	0.0	0.0	8:39	0.0	0.0	-
8:40	0.0	0.0	8:40	0.0	0.0	-
8:41	0.0	0.0	8:41	0.0	0.0	-
8:42	0.0	0.0	8:42	0.0	0.0	-
8:43	0.0	0.0	8:43	0.0	0.0	-
8:44	0.0	0.0	8:44	0.0	0.0	-
8:45	0.0	0.0	8:45	0.0	0.0	-
8:46	0.0	0.0	8:46	0.0	0.0	-
8:47	0.0	0.0	8:47	0.0	0.0	-
8:48	0.0	0.0	8:48	0.0	0.0	-
8:49	0.0	0.0	8:49	0.0	0.0	-
8:50	0.0	0.0	8:50	0.0	0.0	-
8:51	0.0	0.0	8:51	0.0	0.0	-
8:52	0.0	0.0	8:52	0.0	0.0	-
8:53	0.0	0.0	8:53	0.0	0.0	-
8:54	0.0	0.0	8:54	0.0	0.0	-

Grand Union Bowling Alley Site
BCP #360222
150 Westchester Avenue, Port Chester
January 22, 2025

PID DATA						
Upwind			Downwind			
Time	Concentration (ppm)	15-Min Avg Concentration (ppm)	Time	Concentration (ppm)	15-Min Avg Concentration (ppm)	Exceeds VOC Alarm Limit
8:55	0.0	0.0	8:55	0.0	0.0	-
8:56	0.0	0.0	8:56	0.0	0.0	-
8:57	0.0	0.0	8:57	0.0	0.0	-
8:58	0.0	0.0	8:58	0.0	0.0	-
8:59	0.0	0.0	8:59	0.0	0.0	-
9:00	0.0	0.0	9:00	0.0	0.0	-
9:01	0.0	0.0	9:01	0.0	0.0	-
9:02	0.0	0.0	9:02	0.0	0.0	-
9:03	0.0	0.0	9:03	0.0	0.0	-
9:04	0.0	0.0	9:04	0.0	0.0	-
9:05	0.0	0.0	9:05	0.0	0.0	-
9:06	0.0	0.0	9:06	0.0	0.0	-
9:07	0.0	0.0	9:07	0.0	0.0	-
9:08	0.0	0.0	9:08	0.0	0.0	-
9:09	0.0	0.0	9:09	0.0	0.0	-
9:10	0.0	0.0	9:10	0.0	0.0	-
9:11	0.0	0.0	9:11	0.0	0.0	-
9:12	0.0	0.0	9:12	0.0	0.0	-
9:13	0.0	0.0	9:13	0.0	0.0	-
9:14	0.0	0.0	9:14	0.0	0.0	-
9:15	0.0	0.0	9:15	0.0	0.0	-
9:16	0.0	0.0	9:16	0.0	0.0	-
9:17	0.0	0.0	9:17	0.0	0.0	-
9:18	0.0	0.0	9:18	0.0	0.0	-
9:19	0.0	0.0	9:19	0.0	0.0	-
9:20	0.0	0.0	9:20	0.0	0.0	-
9:21	0.0	0.0	9:21	0.0	0.0	-
9:22	0.0	0.0	9:22	0.0	0.0	-
9:23	0.0	0.0	9:23	0.0	0.0	-
9:24	0.0	0.0	9:24	0.0	0.0	-
9:25	0.0	0.0	9:25	0.0	0.0	-
9:26	0.0	0.0	9:26	0.0	0.0	-
9:27	0.0	0.0	9:27	0.0	0.0	-
9:28	0.0	0.0	9:28	0.0	0.0	-
9:29	0.0	0.0	9:29	0.0	0.0	-
9:30	0.0	0.0	9:30	0.0	0.0	-
9:31	0.0	0.0	9:31	0.0	0.0	-
9:32	0.0	0.0	9:32	0.0	0.0	-
9:33	0.0	0.0	9:33	0.0	0.0	-
9:34	0.0	0.0	9:34	0.0	0.0	-
9:35	0.0	0.0	9:35	0.0	0.0	-
9:36	0.0	0.0	9:36	0.0	0.0	-
9:37	0.0	0.0	9:37	0.0	0.0	-
9:38	0.0	0.0	9:38	0.0	0.0	-
9:39	0.0	0.0	9:39	0.0	0.0	-
9:40	0.0	0.0	9:40	0.0	0.0	-
9:41	0.0	0.0	9:41	0.0	0.0	-
9:42	0.0	0.0	9:42	0.0	0.0	-

Grand Union Bowling Alley Site
BCP #360222
150 Westchester Avenue, Port Chester
January 22, 2025

PID DATA						
Upwind			Downwind			
Time	Concentration (ppm)	15-Min Avg Concentration (ppm)	Time	Concentration (ppm)	15-Min Avg Concentration (ppm)	Exceeds VOC Alarm Limit
9:43	0.0	0.0	9:43	0.0	0.0	-
9:44	0.0	0.0	9:44	0.0	0.0	-
9:45	0.0	0.0	9:45	0.0	0.0	-
9:46	0.0	0.0	9:46	0.0	0.0	-
9:47	0.0	0.0	9:47	0.0	0.0	-
9:48	0.0	0.0	9:48	0.0	0.0	-
9:49	0.0	0.0	9:49	0.0	0.0	-
9:50	0.0	0.0	9:50	0.0	0.0	-
9:51	0.0	0.0	9:51	0.0	0.0	-
9:52	0.0	0.0	9:52	0.0	0.0	-
9:53	0.0	0.0	9:53	0.0	0.0	-
9:54	0.0	0.0	9:54	0.0	0.0	-
9:55	0.0	0.0	9:55	0.0	0.0	-
9:56	0.0	0.0	9:56	0.0	0.0	-
9:57	0.0	0.0	9:57	0.0	0.0	-
9:58	0.0	0.0	9:58	0.0	0.0	-
9:59	0.0	0.0	9:59	0.0	0.0	-
10:00	0.0	0.0	10:00	0.0	0.0	-
10:01	0.0	0.0	10:01	0.0	0.0	-
10:02	0.0	0.0	10:02	0.0	0.0	-
10:03	0.0	0.0	10:03	0.0	0.0	-
10:04	0.0	0.0	10:04	0.0	0.0	-
10:05	0.0	0.0	10:05	0.0	0.0	-
10:06	0.0	0.0	10:06	0.0	0.0	-
10:07	0.0	0.0	10:07	0.0	0.0	-
10:08	0.0	0.0	10:08	0.0	0.0	-
10:09	0.0	0.0	10:09	0.0	0.0	-
10:10	0.0	0.0	10:10	0.0	0.0	-
10:11	0.0	0.0	10:11	0.0	0.0	-
10:12	0.0	0.0	10:12	0.0	0.0	-
10:13	0.0	0.0	10:13	0.0	0.0	-
10:14	0.0	0.0	10:14	0.0	0.0	-
10:15	0.0	0.0	10:15	0.0	0.0	-
10:16	0.0	0.0	10:16	0.0	0.0	-
10:17	0.0	0.0	10:17	0.0	0.0	-
10:18	0.0	0.0	10:18	0.0	0.0	-
10:19	0.0	0.0	10:19	0.0	0.0	-
10:20	0.0	0.0	10:20	0.0	0.0	-
10:21	0.0	0.0	10:21	0.0	0.0	-
10:22	0.0	0.0	10:22	0.0	0.0	-
10:23	0.0	0.0	10:23	0.0	0.0	-
10:24	0.0	0.0	10:24	0.0	0.0	-
10:25	0.0	0.0	10:25	0.0	0.0	-
10:26	0.0	0.0	10:26	0.0	0.0	-
10:27	0.0	0.0	10:27	0.0	0.0	-
10:28	0.0	0.0	10:28	0.0	0.0	-
10:29	0.0	0.0	10:29	0.0	0.0	-
10:30	0.0	0.0	10:30	0.0	0.0	-

Grand Union Bowling Alley Site
BCP #360222
150 Westchester Avenue, Port Chester
January 22, 2025

PID DATA						
Upwind			Downwind			
Time	Concentration (ppm)	15-Min Avg Concentration (ppm)	Time	Concentration (ppm)	15-Min Avg Concentration (ppm)	Exceeds VOC Alarm Limit
10:31	0.0	0.0	10:31	0.0	0.0	-
10:32	0.0	0.0	10:32	0.0	0.0	-
10:33	0.0	0.0	10:33	0.0	0.0	-
10:34	0.0	0.0	10:34	0.0	0.0	-
10:35	0.0	0.0	10:35	0.0	0.0	-
10:36	0.0	0.0	10:36	0.0	0.0	-
10:37	0.0	0.0	10:37	0.0	0.0	-
10:38	0.0	0.0	10:38	0.0	0.0	-
10:39	0.0	0.0	10:39	0.0	0.0	-
10:40	0.0	0.0	10:40	0.0	0.0	-
10:41	0.0	0.0	10:41	0.0	0.0	-
10:42	0.0	0.0	10:42	0.0	0.0	-
10:43	0.0	0.0	10:43	0.0	0.0	-
10:44	0.0	0.0	10:44	0.0	0.0	-
10:45	0.0	0.0	10:45	0.0	0.0	-
10:46	0.0	0.0	10:46	0.0	0.0	-
10:47	0.0	0.0	10:47	0.0	0.0	-
10:48	0.0	0.0	10:48	0.0	0.0	-
10:49	0.0	0.0	10:49	0.0	0.0	-
10:50	0.0	0.0	10:50	0.0	0.0	-
10:51	0.0	0.0	10:51	0.0	0.0	-
10:52	0.0	0.0	10:52	0.0	0.0	-
10:53	0.0	0.0	10:53	0.0	0.0	-
10:54	0.0	0.0	10:54	0.0	0.0	-
10:55	0.0	0.0	10:55	0.0	0.0	-
10:56	0.0	0.0	10:56	0.0	0.0	-
10:57	0.0	0.0	10:57	0.0	0.0	-
10:58	0.0	0.0	10:58	0.0	0.0	-
10:59	0.0	0.0	10:59	0.0	0.0	-
11:00	0.0	0.0	11:00	0.0	0.0	-
11:01	0.0	0.0	11:01	0.0	0.0	-
11:02	0.0	0.0	11:02	0.0	0.0	-
11:03	0.0	0.0	11:03	0.0	0.0	-
11:04	0.0	0.0	11:04	0.0	0.0	-
11:05	0.0	0.0	11:05	0.0	0.0	-
11:06	0.0	0.0	11:06	0.0	0.0	-
11:07	0.0	0.0	11:07	0.0	0.0	-
11:08	0.0	0.0	11:08	0.0	0.0	-
11:09	0.0	0.0	11:09	0.0	0.0	-
11:10	0.0	0.0	11:10	0.0	0.0	-
11:11	0.0	0.0	11:11	0.0	0.0	-
11:12	0.0	0.0	11:12	0.0	0.0	-
11:13	0.0	0.0	11:13	0.0	0.0	-
11:14	0.0	0.0	11:14	0.0	0.0	-
11:15	0.0	0.0	11:15	0.0	0.0	-
11:16	0.0	0.0	11:16	0.0	0.0	-
11:17	0.0	0.0	11:17	0.0	0.0	-
11:18	0.0	0.0	11:18	0.0	0.0	-

Grand Union Bowling Alley Site
BCP #360222
150 Westchester Avenue, Port Chester
January 22, 2025

PID DATA						
Upwind			Downwind			
Time	Concentration (ppm)	15-Min Avg Concentration (ppm)	Time	Concentration (ppm)	15-Min Avg Concentration (ppm)	Exceeds VOC Alarm Limit
11:19	0.0	0.0	11:19	0.0	0.0	-
11:20	0.0	0.0	11:20	0.0	0.0	-
11:21	0.0	0.0	11:21	0.0	0.0	-
11:22	0.0	0.0	11:22	0.0	0.0	-
11:23	0.0	0.0	11:23	0.0	0.0	-
11:24	0.0	0.0	11:24	0.0	0.0	-
11:25	0.0	0.0	11:25	0.0	0.0	-
11:26	0.0	0.0	11:26	0.0	0.0	-
11:27	0.0	0.0	11:27	0.0	0.0	-
11:28	0.0	0.0	11:28	0.0	0.0	-
11:29	0.0	0.0	11:29	0.0	0.0	-
11:30	0.0	0.0	11:30	0.0	0.0	-
11:31	0.0	0.0	11:31	0.0	0.0	-
11:32	0.0	0.0	11:32	0.0	0.0	-
11:33	0.0	0.0	11:33	0.0	0.0	-
11:34	0.0	0.0	11:34	0.0	0.0	-
11:35	0.0	0.0	11:35	0.0	0.0	-
11:36	0.0	0.0	11:36	0.0	0.0	-
11:37	0.0	0.0	11:37	0.0	0.0	-
11:38	0.0	0.0	11:38	0.0	0.0	-
11:39	0.0	0.0	11:39	0.0	0.0	-
11:40	0.0	0.0	11:40	0.0	0.0	-
11:41	0.0	0.0	11:41	0.0	0.0	-
11:42	0.0	0.0	11:42	0.0	0.0	-
11:43	0.0	0.0	11:43	0.0	0.0	-
11:44	0.0	0.0	11:44	0.0	0.0	-
11:45	0.0	0.0	11:45	0.0	0.0	-
11:46	0.0	0.0	11:46	0.0	0.0	-
11:47	0.0	0.0	11:47	0.0	0.0	-
11:48	0.0	0.0	11:48	0.0	0.0	-
11:49	0.0	0.0	11:49	0.0	0.0	-
11:50	0.0	0.0	11:50	0.0	0.0	-
11:51	0.0	0.0	11:51	0.0	0.0	-
11:52	0.0	0.0	11:52	0.0	0.0	-
11:53	0.0	0.0	11:53	0.0	0.0	-
11:54	0.0	0.0	11:54	0.0	0.0	-
11:55	0.0	0.0	11:55	0.0	0.0	-
11:56	0.0	0.0	11:56	0.0	0.0	-
11:57	0.0	0.0	11:57	0.0	0.0	-
11:58	0.0	0.0	11:58	0.0	0.0	-
11:59	0.0	0.0	11:59	0.0	0.0	-
12:00	0.0	0.0	12:00	0.0	0.0	-
12:01	0.0	0.0	12:01	0.0	0.0	-
12:02	0.0	0.0	12:02	0.0	0.0	-
12:03	0.0	0.0	12:03	0.0	0.0	-
12:04	0.0	0.0	12:04	0.0	0.0	-
12:05	0.0	0.0	12:05	0.0	0.0	-
12:06	0.0	0.0	12:06	0.0	0.0	-

Grand Union Bowling Alley Site
BCP #360222
150 Westchester Avenue, Port Chester
January 22, 2025

PID DATA						
Upwind			Downwind			
Time	Concentration (ppm)	15-Min Avg Concentration (ppm)	Time	Concentration (ppm)	15-Min Avg Concentration (ppm)	Exceeds VOC Alarm Limit
12:07	0.0	0.0	12:07	0.0	0.0	-
12:08	0.0	0.0	12:08	0.0	0.0	-
12:09	0.0	0.0	12:09	0.0	0.0	-
12:10	0.0	0.0	12:10	0.0	0.0	-
12:11	0.0	0.0	12:11	0.0	0.0	-
12:12	0.0	0.0	12:12	0.0	0.0	-
12:13	0.0	0.0	12:13	0.0	0.0	-
12:14	0.0	0.0	12:14	0.0	0.0	-
12:15	0.0	0.0	12:15	0.0	0.0	-
12:16	0.0	0.0	12:16	0.0	0.0	-
12:17	0.0	0.0	12:17	0.0	0.0	-
12:18	0.0	0.0	12:18	0.0	0.0	-
12:19	0.0	0.0	12:19	0.0	0.0	-
12:20	0.0	0.0	12:20	0.0	0.0	-
12:21	0.0	0.0	12:21	0.0	0.0	-
12:22	0.0	0.0	12:22	0.0	0.0	-
12:23	0.0	0.0	12:23	0.0	0.0	-
12:24	0.0	0.0	12:24	0.0	0.0	-
12:25	0.0	0.0	12:25	0.0	0.0	-
12:26	0.0	0.0	12:26	0.0	0.0	-
12:27	0.0	0.0	12:27	0.0	0.0	-
12:28	0.0	0.0	12:28	0.0	0.0	-
12:29	0.0	0.0	12:29	0.0	0.0	-
12:30	0.0	0.0	12:30	0.0	0.0	-
12:31	0.0	0.0	12:31	0.0	0.0	-
12:32	0.0	0.0	12:32	0.0	0.0	-
12:33	0.0	0.0	12:33	0.0	0.0	-
12:34	0.0	0.0	12:34	0.0	0.0	-
12:35	0.0	0.0	12:35	0.0	0.0	-
12:36	0.0	0.0	12:36	0.0	0.0	-
12:37	0.0	0.0	12:37	0.0	0.0	-
12:38	0.0	0.0	12:38	0.0	0.0	-
12:39	0.0	0.0	12:39	0.0	0.0	-
12:40	0.0	0.0	12:40	0.0	0.0	-
12:41	0.0	0.0	12:41	0.0	0.0	-
12:42	0.0	0.0	12:42	0.0	0.0	-
12:43	0.0	0.0	12:43	0.0	0.0	-
12:44	0.0	0.0	12:44	0.0	0.0	-
12:45	0.0	0.0	12:45	0.0	0.0	-
12:46	0.0	0.0	12:46	0.0	0.0	-
12:47	0.0	0.0	12:47	0.0	0.0	-
12:48	0.0	0.0	12:48	0.0	0.0	-
12:49	0.0	0.0	12:49	0.0	0.0	-
12:50	0.0	0.0	12:50	0.0	0.0	-
12:51	0.0	0.0	12:51	0.0	0.0	-
12:52	0.0	0.0	12:52	0.0	0.0	-
12:53	0.0	0.0	12:53	0.0	0.0	-
12:54	0.0	0.0	12:54	0.0	0.0	-

Grand Union Bowling Alley Site
BCP #360222
150 Westchester Avenue, Port Chester
January 22, 2025

PID DATA						
Upwind			Downwind			
Time	Concentration (ppm)	15-Min Avg Concentration (ppm)	Time	Concentration (ppm)	15-Min Avg Concentration (ppm)	Exceeds VOC Alarm Limit
12:55	0.0	0.0	12:55	0.0	0.0	-
12:56	0.0	0.0	12:56	0.0	0.0	-
12:57	0.0	0.0	12:57	0.0	0.0	-
12:58	0.0	0.0	12:58	0.0	0.0	-
12:59	0.0	0.0	12:59	0.0	0.0	-
13:00	0.0	0.0	13:00	0.0	0.0	-
13:01	0.0	0.0	13:01	0.0	0.0	-
13:02	0.0	0.0	13:02	0.0	0.0	-
13:03	0.0	0.0	13:03	0.0	0.0	-
13:04	0.0	0.0	13:04	0.0	0.0	-
13:05	0.0	0.0	13:05	0.0	0.0	-
13:06	0.0	0.0	13:06	0.0	0.0	-
13:07	0.0	0.0	13:07	0.0	0.0	-
13:08	0.0	0.0	13:08	0.0	0.0	-
13:09	0.0	0.0	13:09	0.0	0.0	-
13:10	0.0	0.0	13:10	0.0	0.0	-
13:11	0.0	0.0	13:11	0.0	0.0	-
13:12	0.0	0.0	13:12	0.0	0.0	-
13:13	0.0	0.0	13:13	0.0	0.0	-
13:14	0.0	0.0	13:14	0.0	0.0	-
13:15	0.0	0.0	13:15	0.0	0.0	-
13:16	0.0	0.0	13:16	0.0	0.0	-
13:17	0.0	0.0	13:17	0.0	0.0	-
13:18	0.0	0.0	13:18	0.0	0.0	-
13:19	0.0	0.0	13:19	0.0	0.0	-
13:20	0.0	0.0	13:20	0.0	0.0	-
13:21	0.0	0.0	13:21	0.0	0.0	-
13:22	0.0	0.0	13:22	0.0	0.0	-
13:23	0.0	0.0	13:23	0.0	0.0	-
13:24	0.0	0.0	13:24	0.0	0.0	-
13:25	0.0	0.0	13:25	0.0	0.0	-
13:26	0.0	0.0	13:26	0.0	0.0	-
13:27	0.0	0.0	13:27	0.0	0.0	-
13:28	0.0	0.0	13:28	0.0	0.0	-
13:29	0.0	0.0	13:29	0.0	0.0	-
13:30	0.0	0.0	13:30	0.0	0.0	-
13:31	0.0	0.0	13:31	0.0	0.0	-
13:32	0.0	0.0	13:32	0.0	0.0	-
13:33	0.0	0.0	13:33	0.0	0.0	-
13:34	0.0	0.0	13:34	0.0	0.0	-
13:35	0.0	0.0	13:35	0.0	0.0	-
13:36	0.0	0.0	13:36	0.0	0.0	-
13:37	0.0	0.0	13:37	0.0	0.0	-
13:38	0.0	0.0	13:38	0.0	0.0	-
13:39	0.0	0.0	13:39	0.0	0.0	-
13:40	0.0	0.0	13:40	0.0	0.0	-
13:41	0.0	0.0	13:41	0.0	0.0	-
13:42	0.0	0.0	13:42	0.0	0.0	-

Grand Union Bowling Alley Site
BCP #360222
150 Westchester Avenue, Port Chester
January 22, 2025

PID DATA						
Upwind			Downwind			
Time	Concentration (ppm)	15-Min Avg Concentration (ppm)	Time	Concentration (ppm)	15-Min Avg Concentration (ppm)	Exceeds VOC Alarm Limit
13:43	0.0	0.0	13:43	0.0	0.0	-
13:44	0.0	0.0	13:44	0.0	0.0	-
13:45	0.0	0.0	13:45	0.0	0.0	-
13:46	0.0	0.0	13:46	0.0	0.0	-
13:47	0.0	0.0	13:47	0.0	0.0	-
13:48	0.0	0.0	13:48	0.0	0.0	-
13:49	0.0	0.0	13:49	0.0	0.0	-
13:50	0.0	0.0	13:50	0.0	0.0	-
13:51	0.0	0.0	13:51	0.0	0.0	-
13:52	0.0	0.0	13:52	0.0	0.0	-
13:53	0.0	0.0	13:53	0.0	0.0	-
13:54	0.0	0.0	13:54	0.0	0.0	-
13:55	0.0	0.0	13:55	0.0	0.0	-
13:56	0.0	0.0	13:56	0.0	0.0	-
13:57	0.0	0.0	13:57	0.0	0.0	-
13:58	0.0	0.0	13:58	0.0	0.0	-
13:59	0.0	0.0	13:59	0.0	0.0	-
14:00	0.0	0.0	14:00	0.0	0.0	-
14:01	0.0	0.0	14:01	0.0	0.0	-
14:02	0.0	0.0	14:02	0.0	0.0	-
14:03	0.0	0.0	14:03	0.0	0.0	-
14:04	0.0	0.0	14:04	0.0	0.0	-
14:05	0.0	0.0	14:05	0.0	0.0	-
14:06	0.0	0.0	14:06	0.0	0.0	-
14:07	0.0	0.0	14:07	0.0	0.0	-
14:08	0.0	0.0	14:08	0.0	0.0	-
14:09	0.0	0.0	14:09	0.0	0.0	-
14:10	0.0	0.0	14:10	0.0	0.0	-
14:11	0.0	0.0	14:11	0.0	0.0	-
14:12	0.0	0.0	14:12	0.0	0.0	-
14:13	0.0	0.0	14:13	0.0	0.0	-
14:14	0.0	0.0	14:14	0.0	0.0	-
14:15	0.0	0.0	14:15	0.0	0.0	-
14:16	0.0	0.0	14:16	0.0	0.0	-
14:17	0.0	0.0	14:17	0.0	0.0	-
14:18	0.0	0.0	14:18	0.0	0.0	-
14:19	0.0	0.0	14:19	0.0	0.0	-
14:20	0.0	0.0	14:20	0.0	0.0	-
14:21	0.0	0.0	14:21	0.0	0.0	-
14:22	0.0	0.0	14:22	0.0	0.0	-
14:23	0.0	0.0	14:23	0.0	0.0	-
14:24	0.0	0.0	14:24	0.0	0.0	-
14:25	0.0	0.0	14:25	0.0	0.0	-
14:26	0.0	0.0	14:26	0.0	0.0	-
14:27	0.0	0.0	14:27	0.0	0.0	-
14:28	0.0	0.0	14:28	0.0	0.0	-
14:29	0.0	0.0	14:29	0.0	0.0	-
14:30	0.0	0.0	14:30	0.0	0.0	-

Grand Union Bowling Alley Site
BCP #360222
150 Westchester Avenue, Port Chester
January 22, 2025

PID DATA						
Upwind			Downwind			
Time	Concentration (ppm)	15-Min Avg Concentration (ppm)	Time	Concentration (ppm)	15-Min Avg Concentration (ppm)	Exceeds VOC Alarm Limit
14:31	0.0	0.0	14:31	0.0	0.0	-
14:32	0.0	0.0	14:32	0.0	0.0	-
14:33	0.0	0.0	14:33	0.0	0.0	-
14:34	0.0	0.0	14:34	0.0	0.0	-
14:35	0.0	0.0	14:35	0.0	0.0	-
14:36	0.0	0.0	14:36	0.0	0.0	-
14:37	0.0	0.0	14:37	0.0	0.0	-
14:38	0.0	0.0	14:38	0.0	0.0	-
14:39	0.0	0.0	14:39	0.0	0.0	-
14:40	0.0	0.0	14:40	0.0	0.0	-
14:41	0.0	0.0	14:41	0.0	0.0	-
14:42	0.0	0.0	14:42	0.0	0.0	-
14:43	0.0	0.0	14:43	0.0	0.0	-
14:44	0.0	0.0	14:44	0.0	0.0	-
14:45	0.0	0.0	14:45	0.0	0.0	-
14:46	0.0	0.0	14:46	0.0	0.0	-
14:47	0.0	0.0	14:47	0.0	0.0	-
14:48	0.0	0.0	14:48	0.0	0.0	-
14:49	0.0	0.0	14:49	0.0	0.0	-
14:50	0.0	0.0	14:50	0.0	0.0	-
14:51	0.0	0.0	14:51	0.0	0.0	-
14:52	0.0	0.0	14:52	0.0	0.0	-
14:53	0.0	0.0	14:53	0.0	0.0	-
14:54	0.0	0.0	14:54	0.0	0.0	-
14:55	0.0	0.0	14:55	0.0	0.0	-
14:56	0.0	0.0	14:56	0.0	0.0	-
14:57	0.0	0.0	14:57	0.0	0.0	-
14:58	0.0	0.0	14:58	0.0	0.0	-
14:59	0.0	0.0	14:59	0.0	0.0	-
15:00	0.0	0.0	15:00	0.0	0.0	-
15:01	0.0	0.0	15:01	0.0	0.0	-
15:02	0.0	0.0	15:02	0.0	0.0	-
15:03	0.0	0.0	15:03	0.0	0.0	-
15:04	0.0	0.0	15:04	0.0	0.0	-
15:05	0.0	0.0	15:05	0.0	0.0	-
15:06	0.0	0.0	15:06	0.0	0.0	-
15:07	0.0	0.0	15:07	0.0	0.0	-
15:08	0.0	0.0	15:08	0.0	0.0	-
15:09	0.0	0.0	15:09	0.0	0.0	-
15:10	0.0	0.0	15:10	0.0	0.0	-
15:11	0.0	0.0	15:11	0.0	0.0	-
15:12	0.0	0.0	15:12	0.0	0.0	-

SESI CONSULTING ENGINEERS

959 US-46 Floor 3, Suite 300 - Parsippany-Troy Hills, NJ

DAILY AIR MONITORING REPORT
150 Westchester Avenue
Port Chester, New York

01/23/2025

Rev. No. 0 | Page 1 of 2

Project Number: 11895A

Dust Action Level: 150 µg/m^3

VOC Action Level: 5 ppm

Weather Data Range for Work Day		Wind Direction	SW	Relative Humidity (%)	45.0 - 62.0	Daily Rain Total (in)	0.00	Readings in the summary table and graphs below are the reported downwind concentrations.
Temperature (°F)	21.0 - 31.0	Wind Speed (MPH)	1.3 - 5.9	Barometer (inHg)	30.20 - 30.40	Avg. Dew Point Temp (°F)	13.3	

Station Location	Daily Avg. Dust Concentration (µg/m^3)	Max 15-Min Dust Concentration (µg/m^3)	Time of Max Dust Reading	Daily Avg. VOC Concentration (ppm)	Max 15-Min VOC Concentration (ppm)	Time of Max VOC Reading
Upwind	39.0	62.2	11:26	0.0	0.0	10:29
Downwind	70.3	96.3	12:39	0.0	0.0	10:30

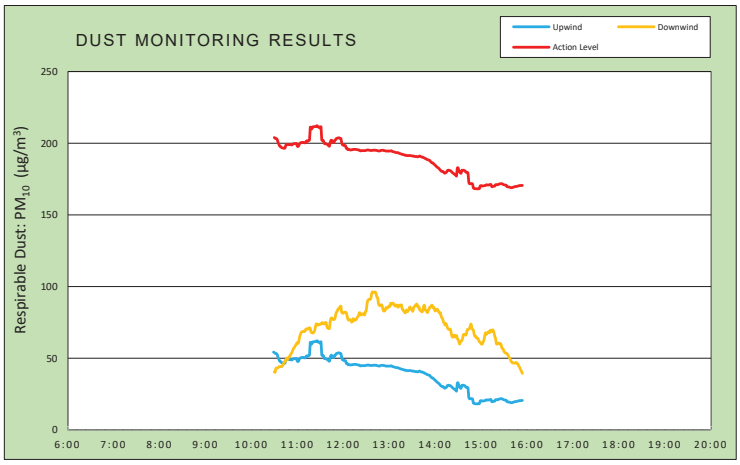

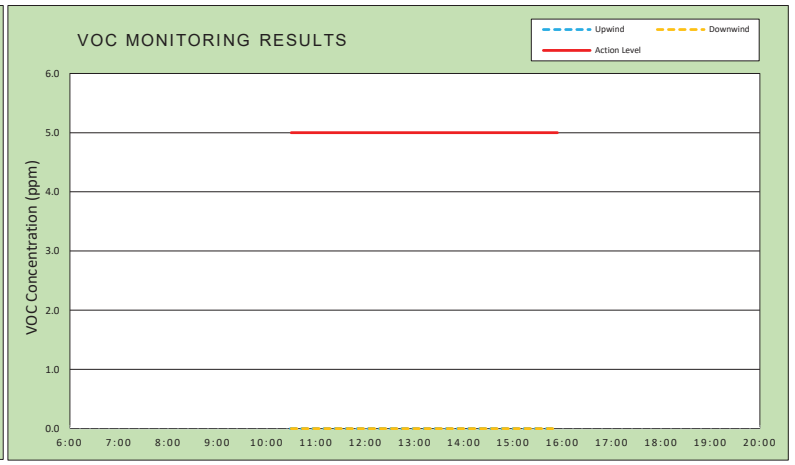

Air Monitoring Notes:

Weather Notes:

EMILCOTT
A Triumvirate Environmental Company

Wind Rose

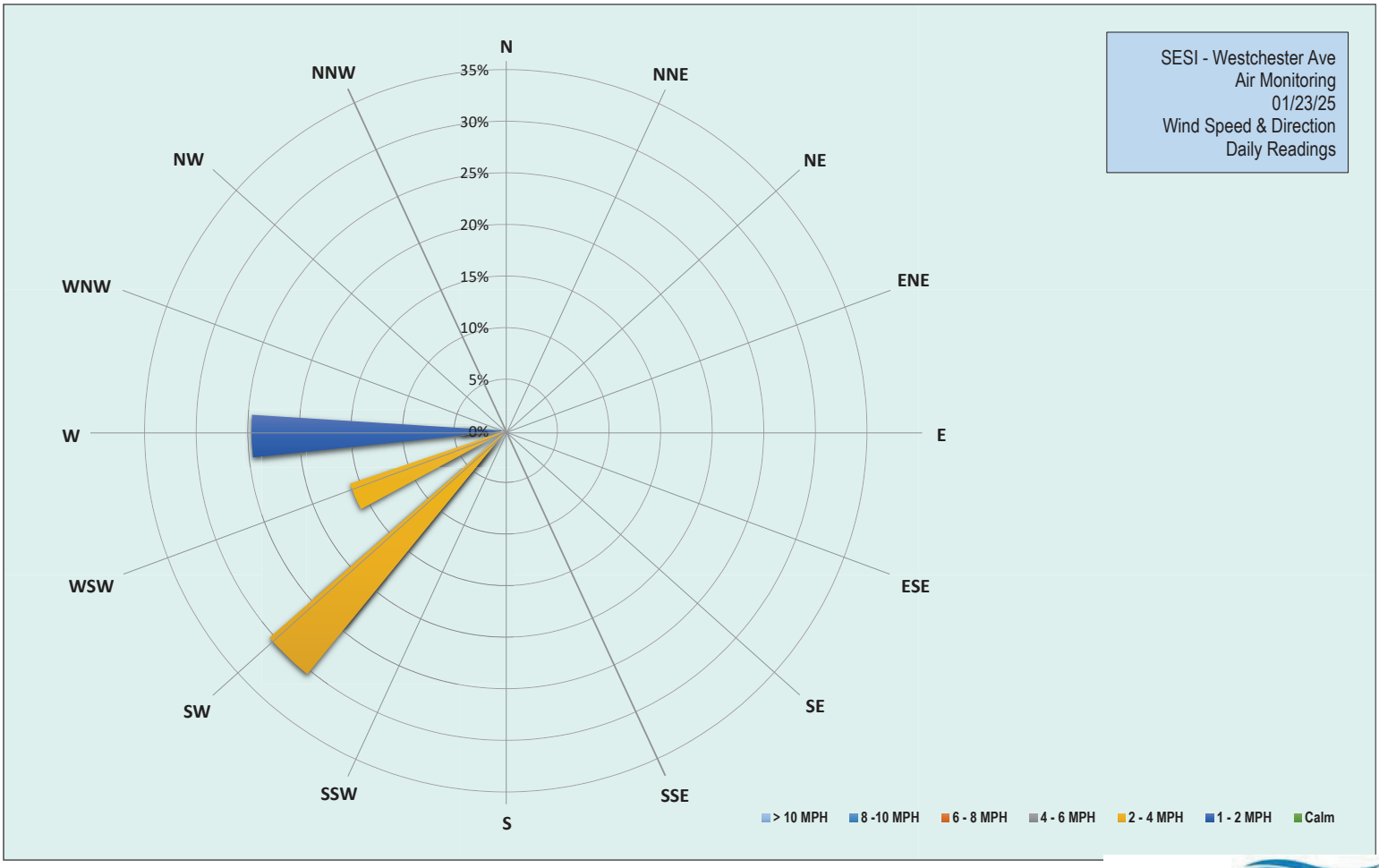

EMILCOTT
A Triumvirate Environmental Company

Grand Union Bowling Alley Site
BCP #360222
150 Westchester Avenue, Port Chester
January 23, 2025

Thursday, January 23, 2025						
Number of Instances Where Downwind Particulates Exceeds Upwind Particulate + 150 =						0
Number of Comparable Data Points =						325
Start Time:						10:14
End Time:						15:54
PARTICULATE DATA						
Upwind			Downwind			Exceeds Particulate Alarm Limit
Time	Concentration (ug/m^3)	15-Min Avg Concentration (ug/m^3)	Time	Concentration (ug/m^3)	15-Min Avg Concentration (ug/m^3)	
10:14	50.3	-	10:14	-	-	-
10:15	49.8	-	10:15	38.7	-	-
10:16	50.8	-	10:16	43.8	-	-
10:17	50.3	-	10:17	36.3	-	-
10:18	49.5	-	10:18	36.3	-	-
10:19	60.8	-	10:19	41.0	-	-
10:20	74.5	-	10:20	43.0	-	-
10:21	64.8	-	10:21	35.5	-	-
10:22	70.0	-	10:22	39.8	-	-
10:23	48.3	-	10:23	43.8	-	-
10:24	55.3	-	10:24	46.3	-	-
10:25	48.8	-	10:25	40.8	-	-
10:26	47.3	-	10:26	39.3	-	-
10:27	50.8	-	10:27	39.3	-	-
10:28	48.0	-	10:28	37.0	-	-
10:29	45.8	54.3	10:29	37.0	-	-
10:30	45.3	54.0	10:30	49.3	40.5	-
10:31	44.0	53.5	10:31	38.8	40.2	-
10:32	46.3	53.3	10:32	75.8	42.8	-
10:33	48.3	53.2	10:33	42.0	43.2	-
10:34	47.0	52.3	10:34	42.3	43.3	-
10:35	47.3	50.5	10:35	45.3	43.5	-
10:36	48.0	49.3	10:36	43.8	44.0	-
10:37	49.5	48.0	10:37	43.3	44.2	-
10:38	46.5	47.9	10:38	44.3	44.3	-
10:39	45.5	47.2	10:39	44.0	44.1	-
10:40	44.0	46.9	10:40	44.3	44.4	-
10:41	44.5	46.7	10:41	48.3	45.0	-
10:42	49.0	46.6	10:42	59.3	46.3	-
10:43	46.8	46.5	10:43	50.0	47.2	-
10:44	48.0	46.7	10:44	51.5	48.1	-
10:45	74.3	48.6	10:45	49.8	48.2	-
10:46	51.3	49.1	10:46	68.8	50.2	-
10:47	47.8	49.2	10:47	56.8	48.9	-
10:48	46.8	49.1	10:48	58.0	50.0	-
10:49	46.5	49.0	10:49	54.8	50.8	-
10:50	48.0	49.1	10:50	54.3	51.4	-
10:51	47.8	49.1	10:51	57.8	52.3	-
10:52	47.3	48.9	10:52	55.8	53.2	-
10:53	45.5	48.9	10:53	59.0	54.1	-
10:54	52.0	49.3	10:54	63.8	55.5	-

Grand Union Bowling Alley Site
BCP #360222
150 Westchester Avenue, Port Chester
January 23, 2025

PARTICULATE DATA						
Upwind			Downwind			Exceeds Particulate Alarm Limit
Time	Concentration (ug/m^3)	15-Min Avg Concentration (ug/m^3)	Time	Concentration (ug/m^3)	15-Min Avg Concentration (ug/m^3)	
10:55	47.5	49.5	10:55	63.8	56.8	-
10:56	48.5	49.8	10:56	58.3	57.4	-
10:57	47.5	49.7	10:57	73.0	58.3	-
10:58	48.0	49.8	10:58	62.3	59.2	-
10:59	48.5	49.8	10:59	65.8	60.1	-
11:00	47.5	48.0	11:00	62.3	60.9	-
11:01	46.8	47.7	11:01	60.0	60.4	-
11:02	58.3	48.4	11:02	78.3	61.8	-
11:03	65.8	49.7	11:03	101.8	64.7	-
11:04	53.3	50.1	11:04	80.8	66.4	-
11:05	53.5	50.5	11:05	76.0	67.9	-
11:06	46.5	50.4	11:06	66.3	68.5	-
11:07	49.5	50.6	11:07	59.5	68.7	-
11:08	46.5	50.6	11:08	60.3	68.8	-
11:09	47.5	50.3	11:09	61.0	68.6	-
11:10	47.3	50.3	11:10	68.0	68.9	-
11:11	52.5	50.6	11:11	77.5	70.2	-
11:12	63.5	51.7	11:12	77.3	70.5	-
11:13	46.8	51.6	11:13	65.0	70.6	-
11:14	46.8	51.5	11:14	61.0	70.3	-
11:15	56.0	52.0	11:15	68.3	70.7	-
11:16	50.8	52.3	11:16	68.8	71.3	-
11:17	191.3	61.2	11:17	67.5	70.6	-
11:18	52.0	60.2	11:18	66.0	68.2	-
11:19	50.3	60.0	11:19	78.0	68.0	-
11:20	73.8	61.4	11:20	70.3	67.6	-
11:21	46.5	61.4	11:21	68.0	67.8	-
11:22	52.3	61.6	11:22	71.3	68.5	-
11:23	47.8	61.7	11:23	84.0	70.1	-
11:24	47.5	61.7	11:24	100.5	72.8	-
11:25	52.0	62.0	11:25	88.0	74.1	-
11:26	56.3	62.2	11:26	68.5	73.5	-
11:27	50.5	61.4	11:27	72.3	73.2	-
11:28	45.5	61.3	11:28	68.8	73.4	-
11:29	46.8	61.3	11:29	67.5	73.8	-
11:30	45.0	60.5	11:30	65.0	73.6	-
11:31	64.0	61.4	11:31	73.0	73.9	-
11:32	54.3	52.3	11:32	79.0	74.7	-
11:33	46.3	51.9	11:33	68.5	74.8	-
11:34	51.0	52.0	11:34	69.0	74.2	-
11:35	44.3	50.0	11:35	66.0	74.0	-
11:36	49.3	50.2	11:36	72.5	74.3	-
11:37	44.3	49.6	11:37	83.8	75.1	-
11:38	45.3	49.5	11:38	67.8	74.0	-
11:39	44.0	49.2	11:39	64.3	71.6	-
11:40	45.3	48.8	11:40	78.8	71.0	-
11:41	48.5	48.3	11:41	69.8	71.1	-
11:42	46.0	48.0	11:42	67.5	70.7	-

Grand Union Bowling Alley Site
BCP #360222
150 Westchester Avenue, Port Chester
January 23, 2025

PARTICULATE DATA						
Upwind			Downwind			Exceeds Particulate Alarm Limit
Time	Concentration (ug/m^3)	15-Min Avg Concentration (ug/m^3)	Time	Concentration (ug/m^3)	15-Min Avg Concentration (ug/m^3)	
11:43	83.8	50.5	11:43	141.8	75.6	-
11:44	68.3	52.0	11:44	100.8	77.8	-
11:45	46.5	52.1	11:45	69.8	78.1	-
11:46	49.8	51.1	11:46	66.3	77.7	-
11:47	45.3	50.5	11:47	67.8	76.9	-
11:48	49.5	50.7	11:48	70.5	77.1	-
11:49	72.5	52.2	11:49	75.0	77.5	-
11:50	46.8	52.3	11:50	101.8	79.9	-
11:51	62.5	53.2	11:51	105.3	82.0	-
11:52	48.3	53.5	11:52	91.8	82.6	-
11:53	47.3	53.6	11:53	90.3	84.1	-
11:54	47.0	53.8	11:54	75.0	84.8	-
11:55	44.0	53.7	11:55	75.5	84.6	-
11:56	43.8	53.4	11:56	94.3	86.2	-
11:57	43.5	53.2	11:57	68.5	86.3	-
11:58	42.8	50.5	11:58	77.8	82.0	-
11:59	45.0	49.0	11:59	94.5	81.6	-
12:00	44.3	48.8	12:00	67.8	81.5	-
12:01	43.8	48.4	12:01	74.0	82.0	-
12:02	45.5	48.4	12:02	70.5	82.2	-
12:03	47.5	48.3	12:03	70.3	82.1	-
12:04	45.0	46.5	12:04	69.0	81.7	-
12:05	48.8	46.6	12:05	71.5	79.7	-
12:06	46.8	45.5	12:06	71.3	77.5	-
12:07	51.8	45.8	12:07	79.0	76.6	-
12:08	44.8	45.6	12:08	96.0	77.0	-
12:09	42.8	45.3	12:09	72.5	76.8	-
12:10	44.3	45.3	12:10	73.0	76.7	-
12:11	45.8	45.5	12:11	72.0	75.2	-
12:12	44.0	45.5	12:12	79.8	75.9	-
12:13	45.5	45.7	12:13	103.8	77.7	-
12:14	45.3	45.7	12:14	74.8	76.3	-
12:15	44.8	45.7	12:15	73.8	76.7	-
12:16	43.8	45.7	12:16	75.3	76.8	-
12:17	44.8	45.7	12:17	73.5	77.0	-
12:18	44.8	45.5	12:18	90.5	78.4	-
12:19	44.0	45.4	12:19	76.3	78.9	-
12:20	46.8	45.3	12:20	83.8	79.7	-
12:21	45.8	45.2	12:21	102.0	81.7	-
12:22	44.3	44.7	12:22	75.8	81.5	-
12:23	44.8	44.7	12:23	77.0	80.2	-
12:24	44.8	44.9	12:24	73.3	80.3	-
12:25	44.0	44.9	12:25	81.3	80.8	-
12:26	46.3	44.9	12:26	75.3	81.1	-
12:27	43.5	44.9	12:27	77.0	80.9	-
12:28	45.3	44.8	12:28	94.3	80.2	-
12:29	46.5	44.9	12:29	109.8	82.6	-
12:30	46.8	45.1	12:30	81.5	83.1	-

Grand Union Bowling Alley Site
BCP #360222
150 Westchester Avenue, Port Chester
January 23, 2025

PARTICULATE DATA						
Upwind			Downwind			Exceeds Particulate Alarm Limit
Time	Concentration (ug/m^3)	15-Min Avg Concentration (ug/m^3)	Time	Concentration (ug/m^3)	15-Min Avg Concentration (ug/m^3)	
12:31	46.8	45.3	12:31	142.0	87.5	-
12:32	45.3	45.3	12:32	111.8	90.1	-
12:33	44.3	45.3	12:33	103.0	90.9	-
12:34	42.5	45.2	12:34	79.8	91.2	-
12:35	44.8	45.0	12:35	83.3	91.1	-
12:36	44.5	44.9	12:36	108.5	91.6	-
12:37	44.5	45.0	12:37	122.8	94.7	-
12:38	47.0	45.1	12:38	99.0	96.2	-
12:39	44.3	45.1	12:39	75.0	96.3	-
12:40	45.8	45.2	12:40	78.3	96.1	-
12:41	44.8	45.1	12:41	74.3	96.0	-
12:42	44.5	45.2	12:42	80.0	96.2	-
12:43	43.5	45.0	12:43	74.0	94.9	-
12:44	45.0	44.9	12:44	76.3	92.6	-
12:45	44.5	44.8	12:45	75.8	92.2	-
12:46	44.5	44.6	12:46	80.5	88.1	-
12:47	45.0	44.6	12:47	95.8	87.1	-
12:48	44.5	44.6	12:48	96.0	86.6	-
12:49	47.3	45.0	12:49	87.0	87.1	-
12:50	46.3	45.1	12:50	87.0	87.3	-
12:51	45.3	45.1	12:51	93.5	86.3	-
12:52	44.5	45.1	12:52	86.3	83.9	-
12:53	43.8	44.9	12:53	85.0	83.0	-
12:54	44.0	44.9	12:54	75.5	83.0	-
12:55	43.0	44.7	12:55	89.5	83.8	-
12:56	42.8	44.6	12:56	99.0	85.4	-
12:57	43.8	44.5	12:57	75.5	85.1	-
12:58	45.5	44.6	12:58	73.8	85.1	-
12:59	43.5	44.5	12:59	86.3	85.8	-
13:00	44.5	44.5	13:00	88.0	86.6	-
13:01	44.8	44.6	13:01	74.8	86.2	-
13:02	46.8	44.7	13:02	128.8	88.4	-
13:03	45.3	44.7	13:03	88.8	87.9	-
13:04	41.5	44.3	13:04	87.0	87.9	-
13:05	43.3	44.1	13:05	95.8	88.5	-
13:06	43.3	44.0	13:06	82.8	87.8	-
13:07	41.8	43.8	13:07	73.8	86.9	-
13:08	41.3	43.7	13:08	77.0	86.4	-
13:09	42.3	43.5	13:09	88.0	87.2	-
13:10	41.5	43.4	13:10	83.8	86.9	-
13:11	43.3	43.5	13:11	84.5	85.9	-
13:12	41.5	43.3	13:12	73.5	85.8	-
13:13	40.3	43.0	13:13	94.8	87.2	-
13:14	41.5	42.8	13:14	78.8	86.7	-
13:15	41.3	42.6	13:15	88.5	86.7	-
13:16	42.8	42.5	13:16	83.5	87.3	-
13:17	42.8	42.2	13:17	88.8	84.6	-
13:18	44.0	42.1	13:18	78.0	83.9	-

Grand Union Bowling Alley Site
BCP #360222
150 Westchester Avenue, Port Chester
January 23, 2025

PARTICULATE DATA						
Upwind			Downwind			Exceeds Particulate Alarm Limit
Time	Concentration (ug/m^3)	15-Min Avg Concentration (ug/m^3)	Time	Concentration (ug/m^3)	15-Min Avg Concentration (ug/m^3)	
13:19	40.0	42.0	13:19	74.5	83.1	-
13:20	39.5	41.8	13:20	84.5	82.3	-
13:21	40.3	41.6	13:21	72.5	81.6	-
13:22	43.0	41.7	13:22	91.5	82.8	-
13:23	38.0	41.5	13:23	91.0	83.7	-
13:24	41.0	41.4	13:24	69.0	82.5	-
13:25	40.5	41.3	13:25	102.0	83.7	-
13:26	45.5	41.5	13:26	88.3	83.9	-
13:27	41.3	41.4	13:27	101.8	85.8	-
13:28	40.0	41.4	13:28	75.8	84.6	-
13:29	38.8	41.2	13:29	80.0	84.6	-
13:30	40.0	41.2	13:30	70.3	83.4	-
13:31	41.3	41.1	13:31	75.0	82.9	-
13:32	43.3	41.1	13:32	126.0	85.3	-
13:33	40.0	40.8	13:33	89.8	86.1	-
13:34	38.5	40.7	13:34	83.8	86.7	-
13:35	39.8	40.7	13:35	92.0	87.2	-
13:36	39.8	40.7	13:36	81.0	87.8	-
13:37	40.3	40.5	13:37	76.0	86.8	-
13:38	39.5	40.6	13:38	71.3	85.5	-
13:39	45.5	40.9	13:39	75.3	85.9	-
13:40	42.5	41.1	13:40	68.5	83.6	-
13:41	41.3	40.8	13:41	82.8	83.3	-
13:42	36.8	40.5	13:42	94.0	82.8	-
13:43	38.3	40.4	13:43	69.8	82.4	-
13:44	37.0	40.2	13:44	96.3	83.4	-
13:45	35.5	39.9	13:45	112.0	86.2	-
13:46	38.5	39.8	13:46	86.8	87.0	-
13:47	38.0	39.4	13:47	80.3	84.0	-
13:48	35.5	39.1	13:48	80.3	83.3	-
13:49	34.8	38.9	13:49	78.5	83.0	-
13:50	35.3	38.6	13:50	74.8	81.8	-
13:51	37.5	38.4	13:51	107.3	83.6	-
13:52	37.3	38.2	13:52	81.3	83.9	-
13:53	37.0	38.0	13:53	98.0	85.7	-
13:54	34.3	37.3	13:54	76.3	85.8	-
13:55	35.0	36.8	13:55	79.3	86.5	-
13:56	33.8	36.3	13:56	92.3	87.1	-
13:57	36.8	36.3	13:57	66.0	85.3	-
13:58	30.0	35.7	13:58	76.8	85.7	-
13:59	29.3	35.2	13:59	83.8	84.9	-
14:00	28.0	34.7	14:00	84.3	83.0	-
14:01	30.5	34.2	14:01	91.3	83.3	-
14:02	29.8	33.6	14:02	91.0	84.1	-
14:03	29.0	33.2	14:03	82.8	84.2	-
14:04	29.3	32.8	14:04	64.3	83.3	-
14:05	28.8	32.4	14:05	58.3	82.2	-
14:06	28.0	31.8	14:06	97.5	81.5	-

Grand Union Bowling Alley Site
BCP #360222
150 Westchester Avenue, Port Chester
January 23, 2025

PARTICULATE DATA						
Upwind			Downwind			Exceeds Particulate Alarm Limit
Time	Concentration (ug/m^3)	15-Min Avg Concentration (ug/m^3)	Time	Concentration (ug/m^3)	15-Min Avg Concentration (ug/m^3)	
14:07	27.8	31.1	14:07	83.8	81.7	-
14:08	29.5	30.6	14:08	62.0	79.3	-
14:09	29.3	30.3	14:09	58.5	78.1	-
14:10	36.3	30.4	14:10	67.8	77.3	-
14:11	27.3	30.0	14:11	60.5	75.2	-
14:12	26.5	29.3	14:12	55.3	74.5	-
14:13	28.3	29.2	14:13	57.5	73.2	-
14:14	34.8	29.5	14:14	99.0	74.2	-
14:15	33.5	29.9	14:15	68.8	73.2	-
14:16	45.8	30.9	14:16	66.3	71.5	-
14:17	33.3	31.1	14:17	76.0	70.5	-
14:18	29.8	31.2	14:18	77.0	70.2	-
14:19	25.0	30.9	14:19	61.3	70.0	-
14:20	28.5	30.9	14:20	63.5	70.3	-
14:21	21.0	30.4	14:21	58.8	67.7	-
14:22	19.5	29.9	14:22	49.3	65.4	-
14:23	21.3	29.3	14:23	50.3	64.6	-
14:24	24.3	29.0	14:24	76.0	65.8	-
14:25	29.8	28.6	14:25	72.3	66.1	-
14:26	20.0	28.1	14:26	51.5	65.5	-
14:27	24.0	27.9	14:27	43.0	64.7	-
14:28	17.3	27.2	14:28	76.0	65.9	-
14:29	117.0	32.7	14:29	66.8	63.8	-
14:30	37.5	32.9	14:30	59.3	63.1	-
14:31	16.8	31.0	14:31	43.8	61.6	-
14:32	19.5	30.1	14:32	49.8	59.9	-
14:33	18.0	29.3	14:33	101.8	61.5	-
14:34	22.3	29.1	14:34	67.5	62.0	-
14:35	59.5	31.2	14:35	70.0	62.4	-
14:36	19.5	31.1	14:36	84.0	64.1	-
14:37	21.0	31.2	14:37	85.8	66.5	-
14:38	18.8	31.0	14:38	52.0	66.6	-
14:39	20.5	30.8	14:39	75.5	66.6	-
14:40	17.8	30.0	14:40	65.8	66.2	-
14:41	18.5	29.9	14:41	67.5	67.2	-
14:42	16.5	29.4	14:42	82.3	69.8	-
14:43	17.0	29.3	14:43	81.5	70.2	-
14:44	19.8	22.9	14:44	68.3	70.3	-
14:45	21.3	21.8	14:45	68.3	70.9	-
14:46	17.0	21.8	14:46	72.5	72.8	-
14:47	20.3	21.8	14:47	65.5	73.9	-
14:48	17.8	21.8	14:48	60.5	71.1	-
14:49	17.5	21.5	14:49	53.5	70.2	-
14:50	18.0	18.7	14:50	61.8	69.6	-
14:51	17.8	18.6	14:51	44.8	67.0	-
14:52	16.3	18.3	14:52	62.0	65.4	-
14:53	18.3	18.3	14:53	52.3	65.5	-
14:54	20.0	18.2	14:54	56.8	64.2	-

Grand Union Bowling Alley Site
BCP #360222
150 Westchester Avenue, Port Chester
January 23, 2025

PARTICULATE DATA						
Upwind			Downwind			Exceeds Particulate Alarm Limit
Time	Concentration (ug/m^3)	15-Min Avg Concentration (ug/m^3)	Time	Concentration (ug/m^3)	15-Min Avg Concentration (ug/m^3)	
14:55	18.5	18.3	14:55	63.8	64.1	-
14:56	17.3	18.2	14:56	64.8	63.9	-
14:57	17.3	18.3	14:57	59.3	62.4	-
14:58	20.5	18.5	14:58	69.3	61.5	-
14:59	47.5	20.3	14:59	59.8	61.0	-
15:00	18.5	20.2	15:00	57.3	60.2	-
15:01	20.3	20.4	15:01	65.3	59.8	-
15:02	17.5	20.2	15:02	73.5	60.3	-
15:03	18.3	20.2	15:03	81.5	61.7	-
15:04	19.0	20.3	15:04	75.5	63.2	-
15:05	21.0	20.5	15:05	103.3	65.9	-
15:06	18.8	20.6	15:06	74.3	67.9	-
15:07	22.8	21.0	15:07	44.5	66.7	-
15:08	17.3	21.0	15:08	62.5	67.4	-
15:09	18.0	20.8	15:09	65.8	68.0	-
15:10	20.5	21.0	15:10	70.3	68.4	-
15:11	18.8	21.1	15:11	55.8	67.8	-
15:12	19.0	21.2	15:12	83.0	69.4	-
15:13	21.8	21.3	15:13	71.0	69.5	-
15:14	24.0	19.7	15:14	48.3	68.8	-
15:15	20.3	19.8	15:15	73.3	69.8	-
15:16	21.8	19.9	15:16	55.8	69.2	-
15:17	20.0	20.1	15:17	50.3	67.7	-
15:18	19.5	20.2	15:18	44.0	65.2	-
15:19	33.0	21.1	15:19	54.5	63.8	-
15:20	20.8	21.1	15:20	49.3	60.2	-
15:21	19.8	21.1	15:21	69.3	59.8	-
15:22	21.5	21.1	15:22	56.3	60.6	-
15:23	22.3	21.4	15:23	58.0	60.3	-
15:24	21.8	21.6	15:24	69.5	60.6	-
15:25	21.3	21.7	15:25	57.5	59.7	-
15:26	20.5	21.8	15:26	58.3	59.9	-
15:27	18.8	21.8	15:27	49.8	57.7	-
15:28	19.3	21.6	15:28	55.3	56.6	-
15:29	17.8	21.2	15:29	46.8	56.5	-
15:30	18.0	21.1	15:30	48.5	54.9	-
15:31	19.5	20.9	15:31	45.0	54.1	-
15:32	17.8	20.8	15:32	42.5	53.6	-
15:33	18.3	20.7	15:33	43.8	53.6	-
15:34	18.5	19.7	15:34	44.8	53.0	-
15:35	19.0	19.6	15:35	44.3	52.6	-
15:36	18.3	19.5	15:36	46.8	51.1	-
15:37	20.5	19.4	15:37	46.0	50.4	-
15:38	18.8	19.2	15:38	45.5	49.6	-
15:39	19.8	19.1	15:39	47.5	48.1	-
15:40	20.8	19.0	15:40	45.8	47.4	-
15:41	21.8	19.1	15:41	50.8	46.9	-
15:42	22.3	19.3	15:42	50.3	46.9	-

Grand Union Bowling Alley Site
BCP #360222
150 Westchester Avenue, Port Chester
January 23, 2025

PARTICULATE DATA						
Upwind			Downwind			Exceeds Particulate Alarm Limit
Time	Concentration (ug/m^3)	15-Min Avg Concentration (ug/m^3)	Time	Concentration (ug/m^3)	15-Min Avg Concentration (ug/m^3)	
15:43	22.3	19.5	15:43	49.8	46.5	-
15:44	20.3	19.7	15:44	49.8	46.7	-
15:45	20.0	19.8	15:45	50.8	46.9	-
15:46	19.3	19.8	15:46	48.5	47.1	-
15:47	19.8	20.0	15:47	29.8	46.3	-
15:48	21.5	20.2	15:48	41.3	46.1	-
15:49	19.8	20.3	15:49	28.5	45.0	-
15:50	21.0	20.4	15:50	29.5	44.0	-
15:51	20.8	20.6	15:51	30.5	42.9	-
15:52	18.8	20.4	15:52	29.0	41.8	-
15:53	20.8	20.6	15:53	28.8	40.7	-
15:54	20.0	20.6	15:54	29.0	39.5	-

Grand Union Bowling Alley Site
BCP #360222
150 Westchester Avenue, Port Chester
January 23, 2025

Thursday, January 23, 2025						
Number of Instances Where Downwind VOCs Exceeds Upwind VOCs + 5 =						0
Number of Comparable Data Points =						325
Start Time:						10:14
End Time:						15:54
PID DATA						
Upwind			Downwind			
Time	Concentration (ppm)	15-Min Avg Concentration (ppm)	Time	Concentration (ppm)	15-Min Avg Concentration (ppm)	Exceeds VOC Alarm Limit
10:14	0.0	-	10:14	-	-	-
10:15	0.0	-	10:15	0.0	-	-
10:16	0.0	-	10:16	0.0	-	-
10:17	0.0	-	10:17	0.0	-	-
10:18	0.0	-	10:18	0.0	-	-
10:19	0.0	-	10:19	0.0	-	-
10:20	0.0	-	10:20	0.0	-	-
10:21	0.0	-	10:21	0.0	-	-
10:22	0.0	-	10:22	0.0	-	-
10:23	0.0	-	10:23	0.0	-	-
10:24	0.0	-	10:24	0.0	-	-
10:25	0.0	-	10:25	0.0	-	-
10:26	0.0	-	10:26	0.0	-	-
10:27	0.0	-	10:27	0.0	-	-
10:28	0.0	-	10:28	0.0	-	-
10:29	0.0	0.0	10:29	0.0	-	-
10:30	0.0	0.0	10:30	0.0	0.0	-
10:31	0.0	0.0	10:31	0.0	0.0	-
10:32	0.0	0.0	10:32	0.0	0.0	-
10:33	0.0	0.0	10:33	0.0	0.0	-
10:34	0.0	0.0	10:34	0.0	0.0	-
10:35	0.0	0.0	10:35	0.0	0.0	-
10:36	0.0	0.0	10:36	0.0	0.0	-
10:37	0.0	0.0	10:37	0.0	0.0	-
10:38	0.0	0.0	10:38	0.0	0.0	-
10:39	0.0	0.0	10:39	0.0	0.0	-
10:40	0.0	0.0	10:40	0.0	0.0	-
10:41	0.0	0.0	10:41	0.0	0.0	-
10:42	0.0	0.0	10:42	0.0	0.0	-
10:43	0.0	0.0	10:43	0.0	0.0	-
10:44	0.0	0.0	10:44	0.0	0.0	-
10:45	0.0	0.0	10:45	0.0	0.0	-
10:46	0.0	0.0	10:46	0.0	0.0	-
10:47	0.0	0.0	10:47	0.0	0.0	-
10:48	0.0	0.0	10:48	0.0	0.0	-
10:49	0.0	0.0	10:49	0.0	0.0	-
10:50	0.0	0.0	10:50	0.0	0.0	-
10:51	0.0	0.0	10:51	0.0	0.0	-
10:52	0.0	0.0	10:52	0.0	0.0	-
10:53	0.0	0.0	10:53	0.0	0.0	-
10:54	0.0	0.0	10:54	0.0	0.0	-
10:55	0.0	0.0	10:55	0.0	0.0	-

Grand Union Bowling Alley Site
BCP #360222
150 Westchester Avenue, Port Chester
January 23, 2025

PID DATA						
Upwind			Downwind			
Time	Concentration (ppm)	15-Min Avg Concentration (ppm)	Time	Concentration (ppm)	15-Min Avg Concentration (ppm)	Exceeds VOC Alarm Limit
10:56	0.0	0.0	10:56	0.0	0.0	-
10:57	0.0	0.0	10:57	0.0	0.0	-
10:58	0.0	0.0	10:58	0.0	0.0	-
10:59	0.0	0.0	10:59	0.0	0.0	-
11:00	0.0	0.0	11:00	0.0	0.0	-
11:01	0.0	0.0	11:01	0.0	0.0	-
11:02	0.0	0.0	11:02	0.0	0.0	-
11:03	0.0	0.0	11:03	0.0	0.0	-
11:04	0.0	0.0	11:04	0.0	0.0	-
11:05	0.0	0.0	11:05	0.0	0.0	-
11:06	0.0	0.0	11:06	0.0	0.0	-
11:07	0.0	0.0	11:07	0.0	0.0	-
11:08	0.0	0.0	11:08	0.0	0.0	-
11:09	0.0	0.0	11:09	0.0	0.0	-
11:10	0.0	0.0	11:10	0.0	0.0	-
11:11	0.0	0.0	11:11	0.0	0.0	-
11:12	0.0	0.0	11:12	0.0	0.0	-
11:13	0.0	0.0	11:13	0.0	0.0	-
11:14	0.0	0.0	11:14	0.0	0.0	-
11:15	0.0	0.0	11:15	0.0	0.0	-
11:16	0.0	0.0	11:16	0.0	0.0	-
11:17	0.0	0.0	11:17	0.0	0.0	-
11:18	0.0	0.0	11:18	0.0	0.0	-
11:19	0.0	0.0	11:19	0.0	0.0	-
11:20	0.0	0.0	11:20	0.0	0.0	-
11:21	0.0	0.0	11:21	0.0	0.0	-
11:22	0.0	0.0	11:22	0.0	0.0	-
11:23	0.0	0.0	11:23	0.0	0.0	-
11:24	0.0	0.0	11:24	0.0	0.0	-
11:25	0.0	0.0	11:25	0.0	0.0	-
11:26	0.0	0.0	11:26	0.0	0.0	-
11:27	0.0	0.0	11:27	0.0	0.0	-
11:28	0.0	0.0	11:28	0.0	0.0	-
11:29	0.0	0.0	11:29	0.0	0.0	-
11:30	0.0	0.0	11:30	0.0	0.0	-
11:31	0.0	0.0	11:31	0.0	0.0	-
11:32	0.0	0.0	11:32	0.0	0.0	-
11:33	0.0	0.0	11:33	0.0	0.0	-
11:34	0.0	0.0	11:34	0.0	0.0	-
11:35	0.0	0.0	11:35	0.0	0.0	-
11:36	0.0	0.0	11:36	0.0	0.0	-
11:37	0.0	0.0	11:37	0.0	0.0	-
11:38	0.0	0.0	11:38	0.0	0.0	-
11:39	0.0	0.0	11:39	0.0	0.0	-
11:40	0.0	0.0	11:40	0.0	0.0	-
11:41	0.0	0.0	11:41	0.0	0.0	-
11:42	0.0	0.0	11:42	0.0	0.0	-
11:43	0.0	0.0	11:43	0.0	0.0	-

Grand Union Bowling Alley Site
BCP #360222
150 Westchester Avenue, Port Chester
January 23, 2025

PID DATA						
Upwind			Downwind			
Time	Concentration (ppm)	15-Min Avg Concentration (ppm)	Time	Concentration (ppm)	15-Min Avg Concentration (ppm)	Exceeds VOC Alarm Limit
11:44	0.0	0.0	11:44	0.0	0.0	-
11:45	0.0	0.0	11:45	0.0	0.0	-
11:46	0.0	0.0	11:46	0.0	0.0	-
11:47	0.0	0.0	11:47	0.0	0.0	-
11:48	0.0	0.0	11:48	0.0	0.0	-
11:49	0.0	0.0	11:49	0.0	0.0	-
11:50	0.0	0.0	11:50	0.0	0.0	-
11:51	0.0	0.0	11:51	0.0	0.0	-
11:52	0.0	0.0	11:52	0.0	0.0	-
11:53	0.0	0.0	11:53	0.0	0.0	-
11:54	0.0	0.0	11:54	0.0	0.0	-
11:55	0.0	0.0	11:55	0.0	0.0	-
11:56	0.0	0.0	11:56	0.0	0.0	-
11:57	0.0	0.0	11:57	0.0	0.0	-
11:58	0.0	0.0	11:58	0.0	0.0	-
11:59	0.0	0.0	11:59	0.0	0.0	-
12:00	0.0	0.0	12:00	0.0	0.0	-
12:01	0.0	0.0	12:01	0.0	0.0	-
12:02	0.0	0.0	12:02	0.0	0.0	-
12:03	0.0	0.0	12:03	0.0	0.0	-
12:04	0.0	0.0	12:04	0.0	0.0	-
12:05	0.0	0.0	12:05	0.0	0.0	-
12:06	0.0	0.0	12:06	0.0	0.0	-
12:07	0.0	0.0	12:07	0.0	0.0	-
12:08	0.0	0.0	12:08	0.0	0.0	-
12:09	0.0	0.0	12:09	0.0	0.0	-
12:10	0.0	0.0	12:10	0.0	0.0	-
12:11	0.0	0.0	12:11	0.0	0.0	-
12:12	0.0	0.0	12:12	0.0	0.0	-
12:13	0.0	0.0	12:13	0.0	0.0	-
12:14	0.0	0.0	12:14	0.0	0.0	-
12:15	0.0	0.0	12:15	0.0	0.0	-
12:16	0.0	0.0	12:16	0.0	0.0	-
12:17	0.0	0.0	12:17	0.0	0.0	-
12:18	0.0	0.0	12:18	0.0	0.0	-
12:19	0.0	0.0	12:19	0.0	0.0	-
12:20	0.0	0.0	12:20	0.0	0.0	-
12:21	0.0	0.0	12:21	0.0	0.0	-
12:22	0.0	0.0	12:22	0.0	0.0	-
12:23	0.0	0.0	12:23	0.0	0.0	-
12:24	0.0	0.0	12:24	0.0	0.0	-
12:25	0.0	0.0	12:25	0.0	0.0	-
12:26	0.0	0.0	12:26	0.0	0.0	-
12:27	0.0	0.0	12:27	0.0	0.0	-
12:28	0.0	0.0	12:28	0.0	0.0	-
12:29	0.0	0.0	12:29	0.0	0.0	-
12:30	0.0	0.0	12:30	0.0	0.0	-
12:31	0.0	0.0	12:31	0.0	0.0	-

Grand Union Bowling Alley Site
BCP #360222
150 Westchester Avenue, Port Chester
January 23, 2025

PID DATA						
Upwind			Downwind			
Time	Concentration (ppm)	15-Min Avg Concentration (ppm)	Time	Concentration (ppm)	15-Min Avg Concentration (ppm)	Exceeds VOC Alarm Limit
12:32	0.0	0.0	12:32	0.0	0.0	-
12:33	0.0	0.0	12:33	0.0	0.0	-
12:34	0.0	0.0	12:34	0.0	0.0	-
12:35	0.0	0.0	12:35	0.0	0.0	-
12:36	0.0	0.0	12:36	0.0	0.0	-
12:37	0.0	0.0	12:37	0.0	0.0	-
12:38	0.0	0.0	12:38	0.0	0.0	-
12:39	0.0	0.0	12:39	0.0	0.0	-
12:40	0.0	0.0	12:40	0.0	0.0	-
12:41	0.0	0.0	12:41	0.0	0.0	-
12:42	0.0	0.0	12:42	0.0	0.0	-
12:43	0.0	0.0	12:43	0.0	0.0	-
12:44	0.0	0.0	12:44	0.0	0.0	-
12:45	0.0	0.0	12:45	0.0	0.0	-
12:46	0.0	0.0	12:46	0.0	0.0	-
12:47	0.0	0.0	12:47	0.0	0.0	-
12:48	0.0	0.0	12:48	0.0	0.0	-
12:49	0.0	0.0	12:49	0.0	0.0	-
12:50	0.0	0.0	12:50	0.0	0.0	-
12:51	0.0	0.0	12:51	0.0	0.0	-
12:52	0.0	0.0	12:52	0.0	0.0	-
12:53	0.0	0.0	12:53	0.0	0.0	-
12:54	0.0	0.0	12:54	0.0	0.0	-
12:55	0.0	0.0	12:55	0.0	0.0	-
12:56	0.0	0.0	12:56	0.0	0.0	-
12:57	0.0	0.0	12:57	0.0	0.0	-
12:58	0.0	0.0	12:58	0.0	0.0	-
12:59	0.0	0.0	12:59	0.0	0.0	-
13:00	0.0	0.0	13:00	0.0	0.0	-
13:01	0.0	0.0	13:01	0.0	0.0	-
13:02	0.0	0.0	13:02	0.0	0.0	-
13:03	0.0	0.0	13:03	0.0	0.0	-
13:04	0.0	0.0	13:04	0.0	0.0	-
13:05	0.0	0.0	13:05	0.0	0.0	-
13:06	0.0	0.0	13:06	0.0	0.0	-
13:07	0.0	0.0	13:07	0.0	0.0	-
13:08	0.0	0.0	13:08	0.0	0.0	-
13:09	0.0	0.0	13:09	0.0	0.0	-
13:10	0.0	0.0	13:10	0.0	0.0	-
13:11	0.0	0.0	13:11	0.0	0.0	-
13:12	0.0	0.0	13:12	0.0	0.0	-
13:13	0.0	0.0	13:13	0.0	0.0	-
13:14	0.0	0.0	13:14	0.0	0.0	-
13:15	0.0	0.0	13:15	0.0	0.0	-
13:16	0.0	0.0	13:16	0.0	0.0	-
13:17	0.0	0.0	13:17	0.0	0.0	-
13:18	0.0	0.0	13:18	0.0	0.0	-
13:19	0.0	0.0	13:19	0.0	0.0	-

Grand Union Bowling Alley Site
BCP #360222
150 Westchester Avenue, Port Chester
January 23, 2025

PID DATA						
Upwind			Downwind			
Time	Concentration (ppm)	15-Min Avg Concentration (ppm)	Time	Concentration (ppm)	15-Min Avg Concentration (ppm)	Exceeds VOC Alarm Limit
13:20	0.0	0.0	13:20	0.0	0.0	-
13:21	0.0	0.0	13:21	0.0	0.0	-
13:22	0.0	0.0	13:22	0.0	0.0	-
13:23	0.0	0.0	13:23	0.0	0.0	-
13:24	0.0	0.0	13:24	0.0	0.0	-
13:25	0.0	0.0	13:25	0.0	0.0	-
13:26	0.0	0.0	13:26	0.0	0.0	-
13:27	0.0	0.0	13:27	0.0	0.0	-
13:28	0.0	0.0	13:28	0.0	0.0	-
13:29	0.0	0.0	13:29	0.0	0.0	-
13:30	0.0	0.0	13:30	0.0	0.0	-
13:31	0.0	0.0	13:31	0.0	0.0	-
13:32	0.0	0.0	13:32	0.0	0.0	-
13:33	0.0	0.0	13:33	0.0	0.0	-
13:34	0.0	0.0	13:34	0.0	0.0	-
13:35	0.0	0.0	13:35	0.0	0.0	-
13:36	0.0	0.0	13:36	0.0	0.0	-
13:37	0.0	0.0	13:37	0.0	0.0	-
13:38	0.0	0.0	13:38	0.0	0.0	-
13:39	0.0	0.0	13:39	0.0	0.0	-
13:40	0.0	0.0	13:40	0.0	0.0	-
13:41	0.0	0.0	13:41	0.0	0.0	-
13:42	0.0	0.0	13:42	0.0	0.0	-
13:43	0.0	0.0	13:43	0.0	0.0	-
13:44	0.0	0.0	13:44	0.0	0.0	-
13:45	0.0	0.0	13:45	0.0	0.0	-
13:46	0.0	0.0	13:46	0.0	0.0	-
13:47	0.0	0.0	13:47	0.0	0.0	-
13:48	0.0	0.0	13:48	0.0	0.0	-
13:49	0.0	0.0	13:49	0.0	0.0	-
13:50	0.0	0.0	13:50	0.0	0.0	-
13:51	0.0	0.0	13:51	0.0	0.0	-
13:52	0.0	0.0	13:52	0.0	0.0	-
13:53	0.0	0.0	13:53	0.0	0.0	-
13:54	0.0	0.0	13:54	0.0	0.0	-
13:55	0.0	0.0	13:55	0.0	0.0	-
13:56	0.0	0.0	13:56	0.0	0.0	-
13:57	0.0	0.0	13:57	0.0	0.0	-
13:58	0.0	0.0	13:58	0.0	0.0	-
13:59	0.0	0.0	13:59	0.0	0.0	-
14:00	0.0	0.0	14:00	0.0	0.0	-
14:01	0.0	0.0	14:01	0.0	0.0	-
14:02	0.0	0.0	14:02	0.0	0.0	-
14:03	0.0	0.0	14:03	0.0	0.0	-
14:04	0.0	0.0	14:04	0.0	0.0	-
14:05	0.0	0.0	14:05	0.0	0.0	-
14:06	0.0	0.0	14:06	0.0	0.0	-
14:07	0.0	0.0	14:07	0.0	0.0	-

Grand Union Bowling Alley Site
BCP #360222
150 Westchester Avenue, Port Chester
January 23, 2025

PID DATA						
Upwind			Downwind			
Time	Concentration (ppm)	15-Min Avg Concentration (ppm)	Time	Concentration (ppm)	15-Min Avg Concentration (ppm)	Exceeds VOC Alarm Limit
14:08	0.0	0.0	14:08	0.0	0.0	-
14:09	0.0	0.0	14:09	0.0	0.0	-
14:10	0.0	0.0	14:10	0.0	0.0	-
14:11	0.0	0.0	14:11	0.0	0.0	-
14:12	0.0	0.0	14:12	0.0	0.0	-
14:13	0.0	0.0	14:13	0.0	0.0	-
14:14	0.0	0.0	14:14	0.0	0.0	-
14:15	0.0	0.0	14:15	0.0	0.0	-
14:16	0.0	0.0	14:16	0.0	0.0	-
14:17	0.0	0.0	14:17	0.0	0.0	-
14:18	0.0	0.0	14:18	0.0	0.0	-
14:19	0.0	0.0	14:19	0.0	0.0	-
14:20	0.0	0.0	14:20	0.0	0.0	-
14:21	0.0	0.0	14:21	0.0	0.0	-
14:22	0.0	0.0	14:22	0.0	0.0	-
14:23	0.0	0.0	14:23	0.0	0.0	-
14:24	0.0	0.0	14:24	0.0	0.0	-
14:25	0.0	0.0	14:25	0.0	0.0	-
14:26	0.0	0.0	14:26	0.0	0.0	-
14:27	0.0	0.0	14:27	0.0	0.0	-
14:28	0.0	0.0	14:28	0.0	0.0	-
14:29	0.0	0.0	14:29	0.0	0.0	-
14:30	0.0	0.0	14:30	0.0	0.0	-
14:31	0.0	0.0	14:31	0.0	0.0	-
14:32	0.0	0.0	14:32	0.0	0.0	-
14:33	0.0	0.0	14:33	0.0	0.0	-
14:34	0.0	0.0	14:34	0.0	0.0	-
14:35	0.0	0.0	14:35	0.0	0.0	-
14:36	0.0	0.0	14:36	0.0	0.0	-
14:37	0.0	0.0	14:37	0.0	0.0	-
14:38	0.0	0.0	14:38	0.0	0.0	-
14:39	0.0	0.0	14:39	0.0	0.0	-
14:40	0.0	0.0	14:40	0.0	0.0	-
14:41	0.0	0.0	14:41	0.0	0.0	-
14:42	0.0	0.0	14:42	0.0	0.0	-
14:43	0.0	0.0	14:43	0.0	0.0	-
14:44	0.0	0.0	14:44	0.0	0.0	-
14:45	0.0	0.0	14:45	0.0	0.0	-
14:46	0.0	0.0	14:46	0.0	0.0	-
14:47	0.0	0.0	14:47	0.0	0.0	-
14:48	0.0	0.0	14:48	0.0	0.0	-
14:49	0.0	0.0	14:49	0.0	0.0	-
14:50	0.0	0.0	14:50	0.0	0.0	-
14:51	0.0	0.0	14:51	0.0	0.0	-
14:52	0.0	0.0	14:52	0.0	0.0	-
14:53	0.0	0.0	14:53	0.0	0.0	-
14:54	0.0	0.0	14:54	0.0	0.0	-
14:55	0.0	0.0	14:55	0.0	0.0	-

Grand Union Bowling Alley Site
BCP #360222
150 Westchester Avenue, Port Chester
January 23, 2025

PID DATA						
Upwind			Downwind			
Time	Concentration (ppm)	15-Min Avg Concentration (ppm)	Time	Concentration (ppm)	15-Min Avg Concentration (ppm)	Exceeds VOC Alarm Limit
14:56	0.0	0.0	14:56	0.0	0.0	-
14:57	0.0	0.0	14:57	0.0	0.0	-
14:58	0.0	0.0	14:58	0.0	0.0	-
14:59	0.0	0.0	14:59	0.0	0.0	-
15:00	0.0	0.0	15:00	0.0	0.0	-
15:01	0.0	0.0	15:01	0.0	0.0	-
15:02	0.0	0.0	15:02	0.0	0.0	-
15:03	0.0	0.0	15:03	0.0	0.0	-
15:04	0.0	0.0	15:04	0.0	0.0	-
15:05	0.0	0.0	15:05	0.0	0.0	-
15:06	0.0	0.0	15:06	0.0	0.0	-
15:07	0.0	0.0	15:07	0.0	0.0	-
15:08	0.0	0.0	15:08	0.0	0.0	-
15:09	0.0	0.0	15:09	0.0	0.0	-
15:10	0.0	0.0	15:10	0.0	0.0	-
15:11	0.0	0.0	15:11	0.0	0.0	-
15:12	0.0	0.0	15:12	0.0	0.0	-
15:13	0.0	0.0	15:13	0.0	0.0	-
15:14	0.0	0.0	15:14	0.0	0.0	-
15:15	0.0	0.0	15:15	0.0	0.0	-
15:16	0.0	0.0	15:16	0.0	0.0	-
15:17	0.0	0.0	15:17	0.0	0.0	-
15:18	0.0	0.0	15:18	0.0	0.0	-
15:19	0.0	0.0	15:19	0.0	0.0	-
15:20	0.0	0.0	15:20	0.0	0.0	-
15:21	0.0	0.0	15:21	0.0	0.0	-
15:22	0.0	0.0	15:22	0.0	0.0	-
15:23	0.0	0.0	15:23	0.0	0.0	-
15:24	0.0	0.0	15:24	0.0	0.0	-
15:25	0.0	0.0	15:25	0.0	0.0	-
15:26	0.0	0.0	15:26	0.0	0.0	-
15:27	0.0	0.0	15:27	0.0	0.0	-
15:28	0.0	0.0	15:28	0.0	0.0	-
15:29	0.0	0.0	15:29	0.0	0.0	-
15:30	0.0	0.0	15:30	0.0	0.0	-
15:31	0.0	0.0	15:31	0.0	0.0	-
15:32	0.0	0.0	15:32	0.0	0.0	-
15:33	0.0	0.0	15:33	0.0	0.0	-
15:34	0.0	0.0	15:34	0.0	0.0	-
15:35	0.0	0.0	15:35	0.0	0.0	-
15:36	0.0	0.0	15:36	0.0	0.0	-
15:37	0.0	0.0	15:37	0.0	0.0	-
15:38	0.0	0.0	15:38	0.0	0.0	-
15:39	0.0	0.0	15:39	0.0	0.0	-
15:40	0.0	0.0	15:40	0.0	0.0	-
15:41	0.0	0.0	15:41	0.0	0.0	-
15:42	0.0	0.0	15:42	0.0	0.0	-
15:43	0.0	0.0	15:43	0.0	0.0	-

Grand Union Bowling Alley Site
BCP #360222
150 Westchester Avenue, Port Chester
January 23, 2025

PID DATA						
Upwind			Downwind			
Time	Concentration (ppm)	15-Min Avg Concentration (ppm)	Time	Concentration (ppm)	15-Min Avg Concentration (ppm)	Exceeds VOC Alarm Limit
15:44	0.0	0.0	15:44	0.0	0.0	-
15:45	0.0	0.0	15:45	0.0	0.0	-
15:46	0.0	0.0	15:46	0.0	0.0	-
15:47	0.0	0.0	15:47	0.0	0.0	-
15:48	0.0	0.0	15:48	0.0	0.0	-
15:49	0.0	0.0	15:49	0.0	0.0	-
15:50	0.0	0.0	15:50	0.0	0.0	-
15:51	0.0	0.0	15:51	0.0	0.0	-
15:52	0.0	0.0	15:52	0.0	0.0	-
15:53	0.0	0.0	15:53	0.0	0.0	-
15:54	0.0	0.0	15:54	0.0	0.0	-

SESI CONSULTING ENGINEERS

959 US-46 Floor 3, Suite 300 - Parsippany-Troy Hills, NJ

DAILY AIR MONITORING REPORT
150 Westchester Avenue
Port Chester, New York

01/24/2025

Rev. No. 0	Page 1 of 2
Project Number: 11895A	
Dust Action Level	150 µg/m^3
VOC Action Level	5 ppm

Weather Data Range for Work Day		Wind Direction	WNW	Relative Humidity (%)	41.0 - 60.0	Daily Rain Total (in)	0.00	Readings in the summary table and graphs below are the reported downwind concentrations.
Temperature (°F)	28.0 - 34.0	Wind Speed (MPH)	4.5 - 8.1	Barometer (inHg)	30.10 - 30.20	Avg. Dew Point Temp (°F)	14.9	

Station Location	Daily Avg. Dust Concentration (µg/m^3)	Max 15-Min Dust Concentration (µg/m^3)	Time of Max Dust Reading	Daily Avg. VOC Concentration (ppm)	Max 15-Min VOC Concentration (ppm)	Time of Max VOC Reading
Upwind	20.2	32.2	12:30	0.0	0.0	10:34
Downwind	57.9	88.8	12:31	0.0	0.0	10:35

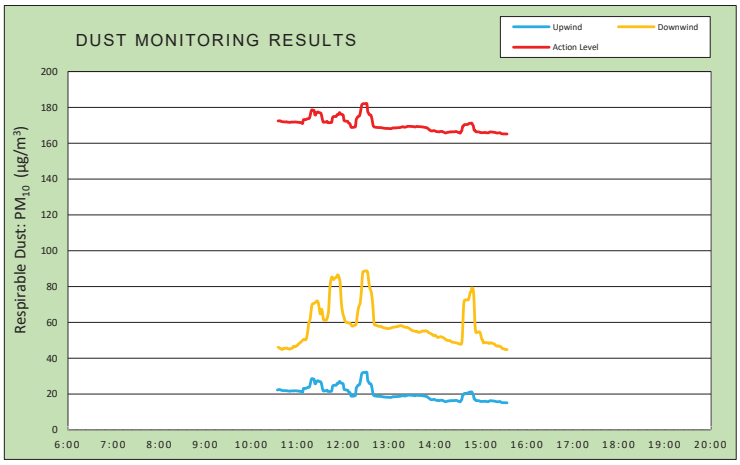

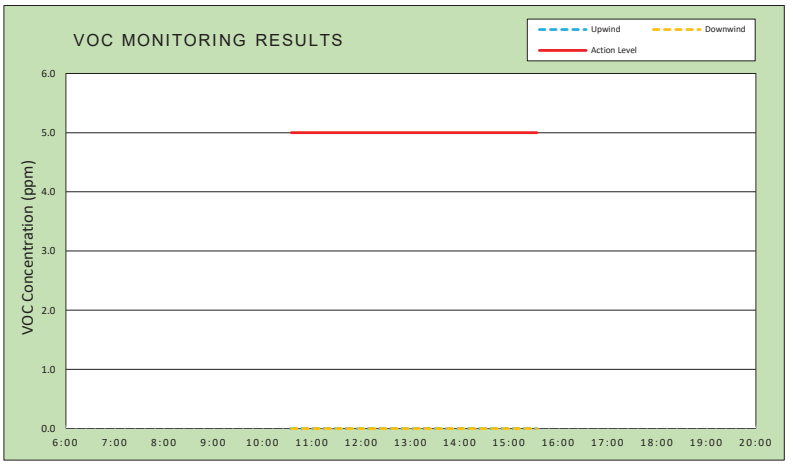

Air Monitoring Notes:

Weather Notes:

EMILCOTT
A Triumvirate Environmental Company

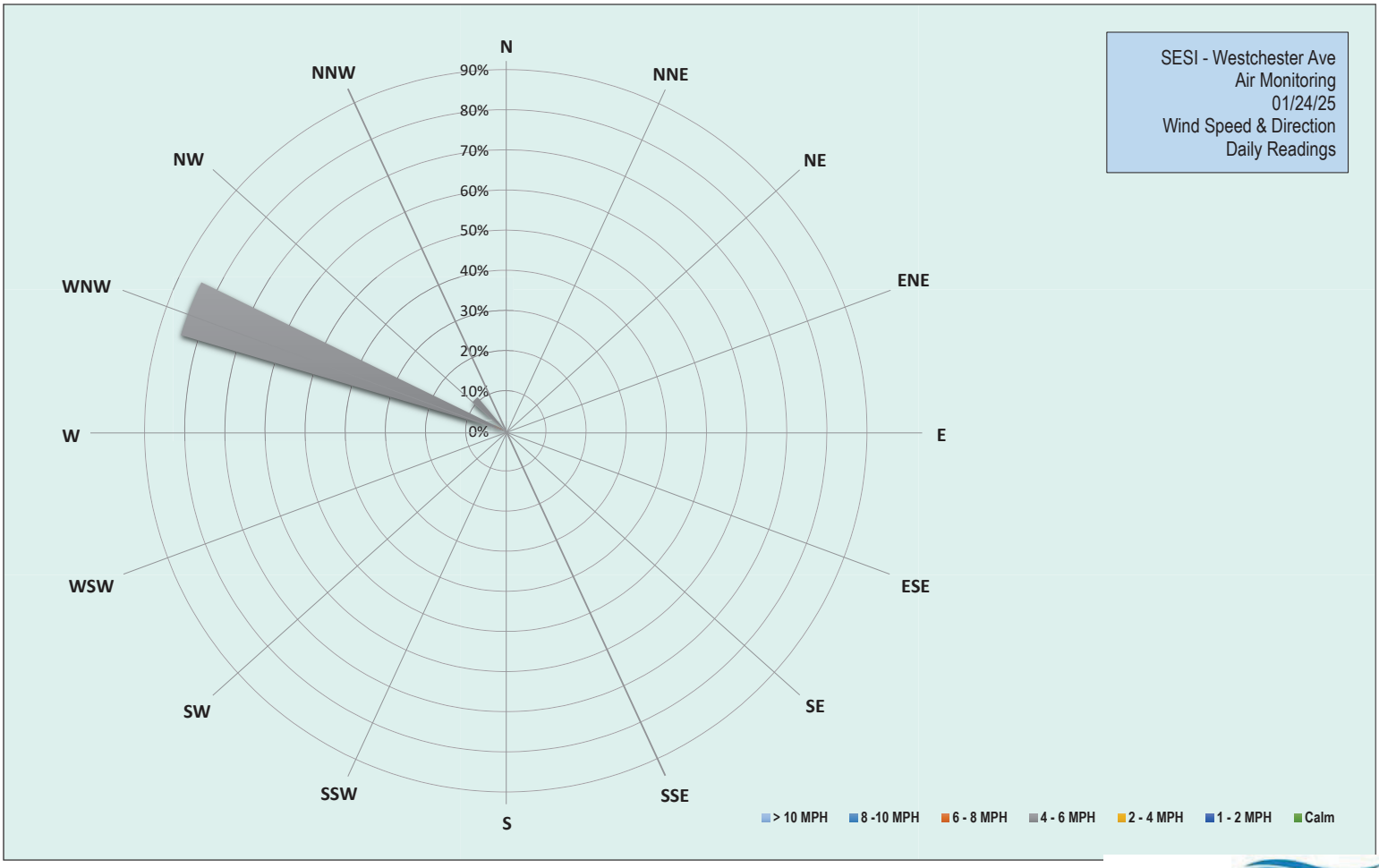

EMILCOTT
A Triumvirate Environmental Company

Grand Union Bowling Alley Site
BCP #360222
150 Westchester Avenue, Port Chester
January 24, 2025

Friday, January 24, 2025	
Number of Instances Where Downwind Particulates Exceeds Upwind Particulate + 150 =	0
Number of Comparable Data Points =	300
Start Time:	10:19
End Time:	15:34

PARTICULATE DATA

Upwind			Downwind			
Time	Concentration (ug/m^3)	15-Min Avg Concentration (ug/m^3)	Time	Concentration (ug/m^3)	15-Min Avg Concentration (ug/m^3)	Exceeds Particulate Alarm Limit
10:19	21.5	-	10:19	-	-	-
10:20	21.5	-	10:20	42.5	-	-
10:21	21.3	-	10:21	45.2	-	-
10:22	23.0	-	10:22	48.4	-	-
10:23	22.0	-	10:23	50.2	-	-
10:24	25.3	-	10:24	43.4	-	-
10:25	22.3	-	10:25	48.0	-	-
10:26	22.0	-	10:26	47.6	-	-
10:27	21.3	-	10:27	43.4	-	-
10:28	22.8	-	10:28	47.2	-	-
10:29	21.8	-	10:29	44.6	-	-
10:30	21.0	-	10:30	42.6	-	-
10:31	21.3	-	10:31	43.8	-	-
10:32	23.8	-	10:32	43.6	-	-
10:33	24.3	-	10:33	52.6	-	-
10:34	21.0	22.3	10:34	45.2	-	-
10:35	24.0	22.5	10:35	46.0	46.1	-
10:36	22.3	22.5	10:36	43.0	46.0	-
10:37	22.0	22.5	10:37	44.2	45.7	-
10:38	22.3	22.5	10:38	44.2	45.3	-
10:39	21.0	22.2	10:39	43.0	45.3	-
10:40	20.3	22.1	10:40	42.8	44.9	-
10:41	21.0	22.0	10:41	50.6	45.1	-
10:42	21.5	22.0	10:42	51.0	45.6	-
10:43	21.5	21.9	10:43	44.8	45.5	-
10:44	21.5	21.9	10:44	45.4	45.5	-
10:45	21.0	21.9	10:45	44.8	45.7	-
10:46	22.5	22.0	10:46	43.6	45.7	-
10:47	21.3	21.8	10:47	43.6	45.7	-
10:48	22.8	21.7	10:48	46.4	45.2	-
10:49	21.5	21.8	10:49	44.8	45.2	-
10:50	22.3	21.6	10:50	44.4	45.1	-
10:51	22.8	21.7	10:51	45.8	45.3	-
10:52	24.5	21.8	10:52	47.0	45.5	-
10:53	22.3	21.8	10:53	47.0	45.7	-
10:54	20.0	21.8	10:54	44.6	45.8	-
10:55	20.5	21.8	10:55	55.4	46.6	-
10:56	22.3	21.9	10:56	50.6	46.6	-
10:57	21.3	21.9	10:57	47.4	46.4	-
10:58	21.8	21.9	10:58	47.6	46.6	-
10:59	20.3	21.8	10:59	51.6	47.0	-

Grand Union Bowling Alley Site
BCP #360222
150 Westchester Avenue, Port Chester
January 24, 2025

PARTICULATE DATA						
Upwind			Downwind			Exceeds Particulate Alarm Limit
Time	Concentration (ug/m^3)	15-Min Avg Concentration (ug/m^3)	Time	Concentration (ug/m^3)	15-Min Avg Concentration (ug/m^3)	
11:00	20.8	21.8	11:00	46.8	47.1	-
11:01	21.3	21.7	11:01	52.2	47.7	-
11:02	22.3	21.8	11:02	51.0	48.2	-
11:03	19.5	21.5	11:03	49.2	48.4	-
11:04	22.0	21.6	11:04	51.4	48.8	-
11:05	19.8	21.4	11:05	50.6	49.2	-
11:06	20.5	21.3	11:06	50.6	49.5	-
11:07	20.8	21.0	11:07	54.4	50.0	-
11:08	54.3	23.1	11:08	51.6	50.3	-
11:09	20.8	23.2	11:09	49.2	50.6	-
11:10	21.0	23.2	11:10	49.6	50.3	-
11:11	21.0	23.1	11:11	51.2	50.3	-
11:12	25.5	23.4	11:12	60.8	51.2	-
11:13	24.3	23.6	11:13	78.0	53.2	-
11:14	22.3	23.7	11:14	94.6	56.1	-
11:15	21.0	23.7	11:15	102.5	59.8	-
11:16	27.8	24.2	11:16	64.8	60.6	-
11:17	45.0	25.7	11:17	79.3	62.5	-
11:18	48.5	27.6	11:18	104.8	66.2	-
11:19	37.3	28.6	11:19	99.5	69.4	-
11:20	18.8	28.6	11:20	65.0	70.4	-
11:21	18.0	28.4	11:21	52.5	70.5	-
11:22	19.3	28.3	11:22	56.3	70.6	-
11:23	18.3	25.9	11:23	55.8	70.9	-
11:24	19.0	25.8	11:24	53.8	71.2	-
11:25	38.8	27.0	11:25	58.3	71.8	-
11:26	25.5	27.3	11:26	54.8	72.0	-
11:27	29.0	27.5	11:27	53.0	71.5	-
11:28	20.3	27.2	11:28	53.0	69.8	-
11:29	19.0	27.0	11:29	54.3	67.2	-
11:30	20.3	27.0	11:30	66.8	64.8	-
11:31	23.0	26.7	11:31	77.0	65.6	-
11:32	19.5	25.0	11:32	105.8	67.4	-
11:33	18.5	23.0	11:33	67.0	64.8	-
11:34	19.8	21.8	11:34	54.0	61.8	-
11:35	18.8	21.8	11:35	56.5	61.2	-
11:36	18.8	21.8	11:36	54.0	61.3	-
11:37	19.0	21.8	11:37	55.5	61.3	-
11:38	19.5	21.9	11:38	56.3	61.3	-
11:39	24.0	22.2	11:39	67.5	62.2	-
11:40	27.0	21.5	11:40	84.8	64.0	-
11:41	27.0	21.6	11:41	97.8	66.9	-
11:42	28.0	21.5	11:42	177.5	75.2	-
11:43	20.3	21.5	11:43	139.5	80.9	-
11:44	20.0	21.6	11:44	98.3	83.9	-
11:45	22.3	21.7	11:45	88.0	85.3	-
11:46	60.8	24.2	11:46	74.0	85.1	-
11:47	28.5	24.8	11:47	88.5	83.9	-

Grand Union Bowling Alley Site
BCP #360222
150 Westchester Avenue, Port Chester
January 24, 2025

PARTICULATE DATA						
Upwind			Downwind			Exceeds Particulate Alarm Limit
Time	Concentration (ug/m^3)	15-Min Avg Concentration (ug/m^3)	Time	Concentration (ug/m^3)	15-Min Avg Concentration (ug/m^3)	
11:48	20.3	24.9	11:48	70.3	84.2	-
11:49	19.8	24.9	11:49	63.3	84.8	-
11:50	19.0	24.9	11:50	58.3	84.9	-
11:51	19.3	25.0	11:51	58.5	85.2	-
11:52	33.8	26.0	11:52	70.3	86.2	-
11:53	21.3	26.1	11:53	62.5	86.6	-
11:54	22.8	26.0	11:54	58.3	86.0	-
11:55	43.5	27.1	11:55	60.8	84.4	-
11:56	23.0	26.8	11:56	68.0	82.4	-
11:57	18.5	26.2	11:57	61.3	74.6	-
11:58	19.3	26.1	11:58	57.0	69.1	-
11:59	18.0	26.0	11:59	54.8	66.2	-
12:00	17.5	25.7	12:00	56.3	64.1	-
12:01	17.0	22.8	12:01	57.0	63.0	-
12:02	24.3	22.5	12:02	62.5	61.3	-
12:03	18.5	22.4	12:03	58.0	60.4	-
12:04	19.3	22.3	12:04	57.5	60.1	-
12:05	18.0	22.3	12:05	56.5	59.9	-
12:06	18.0	22.2	12:06	57.5	59.9	-
12:07	20.0	21.3	12:07	68.8	59.8	-
12:08	19.0	21.1	12:08	59.3	59.6	-
12:09	17.0	20.7	12:09	56.5	59.4	-
12:10	20.0	19.2	12:10	55.3	59.1	-
12:11	18.0	18.8	12:11	55.5	58.2	-
12:12	19.0	18.9	12:12	57.0	58.0	-
12:13	19.3	18.9	12:13	57.8	58.0	-
12:14	20.0	19.0	12:14	58.8	58.3	-
12:15	18.0	19.0	12:15	58.5	58.4	-
12:16	21.0	19.3	12:16	58.5	58.5	-
12:17	84.5	23.3	12:17	72.8	59.2	-
12:18	28.3	24.0	12:18	109.5	62.6	-
12:19	32.0	24.8	12:19	107.8	66.0	-
12:20	21.5	25.0	12:20	88.3	68.1	-
12:21	19.8	25.2	12:21	78.3	69.5	-
12:22	38.5	26.4	12:22	84.3	70.5	-
12:23	51.8	28.6	12:23	112.5	74.1	-
12:24	54.3	31.1	12:24	128.3	78.9	-
12:25	31.0	31.8	12:25	164.8	86.2	-
12:26	22.0	32.1	12:26	88.0	88.3	-
12:27	19.5	32.1	12:27	60.3	88.5	-
12:28	19.3	32.1	12:28	59.5	88.7	-
12:29	20.3	32.1	12:29	60.0	88.7	-
12:30	19.8	32.2	12:30	58.3	88.7	-
12:31	18.5	32.1	12:31	59.5	88.8	-
12:32	18.3	27.6	12:32	57.5	87.8	-
12:33	18.0	27.0	12:33	56.8	84.3	-
12:34	17.8	26.0	12:34	57.0	80.9	-
12:35	19.0	25.8	12:35	58.0	78.9	-

Grand Union Bowling Alley Site
BCP #360222
150 Westchester Avenue, Port Chester
January 24, 2025

PARTICULATE DATA						
Upwind			Downwind			Exceeds Particulate Alarm Limit
Time	Concentration (ug/m^3)	15-Min Avg Concentration (ug/m^3)	Time	Concentration (ug/m^3)	15-Min Avg Concentration (ug/m^3)	
12:36	18.5	25.8	12:36	62.8	77.8	-
12:37	21.0	24.6	12:37	58.5	76.1	-
12:38	19.8	22.5	12:38	58.3	72.5	-
12:39	18.5	20.1	12:39	57.0	67.7	-
12:40	19.0	19.3	12:40	57.5	60.6	-
12:41	18.5	19.0	12:41	58.0	58.6	-
12:42	18.0	18.9	12:42	59.3	58.5	-
12:43	18.8	18.9	12:43	57.8	58.4	-
12:44	18.8	18.8	12:44	57.0	58.2	-
12:45	19.5	18.8	12:45	56.0	58.1	-
12:46	18.5	18.8	12:46	57.5	57.9	-
12:47	17.8	18.8	12:47	56.8	57.9	-
12:48	17.5	18.7	12:48	55.8	57.8	-
12:49	18.3	18.8	12:49	56.5	57.8	-
12:50	17.3	18.6	12:50	57.3	57.7	-
12:51	18.3	18.6	12:51	55.8	57.3	-
12:52	19.3	18.5	12:52	57.5	57.2	-
12:53	18.0	18.4	12:53	56.0	57.0	-
12:54	18.0	18.4	12:54	55.5	56.9	-
12:55	18.5	18.3	12:55	56.5	56.9	-
12:56	17.8	18.3	12:56	57.0	56.8	-
12:57	18.0	18.3	12:57	55.8	56.6	-
12:58	18.5	18.3	12:58	58.3	56.6	-
12:59	18.8	18.3	12:59	56.8	56.6	-
13:00	18.5	18.2	13:00	57.8	56.7	-
13:01	18.0	18.2	13:01	57.3	56.7	-
13:02	18.0	18.2	13:02	60.0	56.9	-
13:03	18.3	18.2	13:03	58.0	57.1	-
13:04	20.8	18.4	13:04	58.8	57.2	-
13:05	20.3	18.6	13:05	58.3	57.3	-
13:06	18.3	18.6	13:06	57.0	57.4	-
13:07	17.8	18.5	13:07	57.3	57.3	-
13:08	20.0	18.6	13:08	58.8	57.5	-
13:09	17.8	18.6	13:09	56.8	57.6	-
13:10	18.8	18.6	13:10	57.0	57.6	-
13:11	18.5	18.7	13:11	57.5	57.7	-
13:12	18.8	18.7	13:12	61.0	58.0	-
13:13	18.3	18.7	13:13	57.5	58.0	-
13:14	19.8	18.8	13:14	58.5	58.1	-
13:15	20.3	18.9	13:15	59.3	58.2	-
13:16	18.8	18.9	13:16	57.3	58.2	-
13:17	21.3	19.2	13:17	56.8	58.0	-
13:18	19.3	19.2	13:18	55.8	57.8	-
13:19	18.5	19.1	13:19	55.0	57.6	-
13:20	18.0	18.9	13:20	56.0	57.4	-
13:21	19.3	19.0	13:21	55.0	57.3	-
13:22	20.0	19.1	13:22	58.0	57.3	-
13:23	21.0	19.2	13:23	57.5	57.3	-

Grand Union Bowling Alley Site
BCP #360222
150 Westchester Avenue, Port Chester
January 24, 2025

PARTICULATE DATA						
Upwind			Downwind			Exceeds Particulate Alarm Limit
Time	Concentration (ug/m^3)	15-Min Avg Concentration (ug/m^3)	Time	Concentration (ug/m^3)	15-Min Avg Concentration (ug/m^3)	
13:24	20.8	19.4	13:24	55.8	57.2	-
13:25	19.5	19.5	13:25	53.8	57.0	-
13:26	18.5	19.5	13:26	54.5	56.8	-
13:27	18.0	19.4	13:27	54.8	56.4	-
13:28	18.8	19.4	13:28	54.3	56.1	-
13:29	18.3	19.3	13:29	54.3	55.9	-
13:30	20.5	19.4	13:30	54.3	55.5	-
13:31	19.0	19.4	13:31	54.5	55.3	-
13:32	18.8	19.2	13:32	55.8	55.3	-
13:33	19.0	19.2	13:33	54.5	55.2	-
13:34	16.8	19.1	13:34	52.8	55.0	-
13:35	20.8	19.3	13:35	54.8	55.0	-
13:36	21.0	19.4	13:36	58.0	55.2	-
13:37	19.8	19.4	13:37	54.0	54.9	-
13:38	19.5	19.3	13:38	52.5	54.6	-
13:39	20.5	19.2	13:39	54.0	54.4	-
13:40	19.8	19.3	13:40	56.5	54.6	-
13:41	18.3	19.2	13:41	54.8	54.6	-
13:42	16.8	19.2	13:42	57.5	54.8	-
13:43	18.3	19.1	13:43	60.0	55.2	-
13:44	17.8	19.1	13:44	54.3	55.2	-
13:45	19.3	19.0	13:45	53.5	55.2	-
13:46	17.5	18.9	13:46	54.0	55.1	-
13:47	18.0	18.9	13:47	58.3	55.3	-
13:48	16.8	18.7	13:48	55.5	55.4	-
13:49	16.5	18.7	13:49	50.5	55.2	-
13:50	17.0	18.4	13:50	51.8	55.0	-
13:51	15.5	18.1	13:51	51.3	54.6	-
13:52	14.5	17.7	13:52	49.5	54.3	-
13:53	14.8	17.4	13:53	50.0	54.1	-
13:54	14.8	17.0	13:54	50.8	53.9	-
13:55	18.5	16.9	13:55	51.3	53.5	-
13:56	17.0	16.9	13:56	52.3	53.4	-
13:57	18.0	16.9	13:57	53.8	53.1	-
13:58	20.0	17.1	13:58	52.3	52.6	-
13:59	17.3	17.0	13:59	57.5	52.8	-
14:00	16.5	16.8	14:00	54.0	52.8	-
14:01	14.5	16.6	14:01	51.0	52.6	-
14:02	15.8	16.5	14:02	50.5	52.1	-
14:03	17.0	16.5	14:03	49.8	51.7	-
14:04	15.0	16.4	14:04	49.5	51.7	-
14:05	15.5	16.3	14:05	53.3	51.8	-
14:06	18.5	16.5	14:06	53.3	51.9	-
14:07	15.3	16.6	14:07	52.0	52.1	-
14:08	14.8	16.6	14:08	49.0	52.0	-
14:09	16.3	16.7	14:09	48.5	51.9	-
14:10	14.8	16.4	14:10	48.5	51.7	-
14:11	14.8	16.3	14:11	48.8	51.4	-

Grand Union Bowling Alley Site
BCP #360222
150 Westchester Avenue, Port Chester
January 24, 2025

PARTICULATE DATA						
Upwind			Downwind			Exceeds Particulate Alarm Limit
Time	Concentration (ug/m^3)	15-Min Avg Concentration (ug/m^3)	Time	Concentration (ug/m^3)	15-Min Avg Concentration (ug/m^3)	
14:12	14.8	16.0	14:12	48.8	51.1	-
14:13	16.3	15.8	14:13	48.8	50.9	-
14:14	17.0	15.8	14:14	50.5	50.4	-
14:15	18.0	15.9	14:15	49.3	50.1	-
14:16	17.5	16.1	14:16	49.8	50.0	-
14:17	17.0	16.2	14:17	49.3	49.9	-
14:18	17.3	16.2	14:18	49.0	49.9	-
14:19	16.3	16.3	14:19	50.3	49.9	-
14:20	18.0	16.4	14:20	49.3	49.7	-
14:21	16.5	16.3	14:21	48.3	49.3	-
14:22	16.5	16.4	14:22	47.8	49.0	-
14:23	15.5	16.4	14:23	47.8	49.0	-
14:24	15.5	16.4	14:24	48.3	48.9	-
14:25	15.0	16.4	14:25	47.0	48.8	-
14:26	15.8	16.5	14:26	47.3	48.7	-
14:27	16.3	16.6	14:27	47.5	48.7	-
14:28	15.3	16.5	14:28	48.3	48.6	-
14:29	14.8	16.3	14:29	47.0	48.4	-
14:30	14.5	16.1	14:30	48.8	48.4	-
14:31	14.8	15.9	14:31	46.0	48.1	-
14:32	15.0	15.8	14:32	47.3	48.0	-
14:33	15.5	15.7	14:33	47.0	47.8	-
14:34	30.0	16.6	14:34	50.8	47.9	-
14:35	26.8	17.2	14:35	64.0	48.9	-
14:36	51.3	19.5	14:36	152.3	55.8	-
14:37	18.0	19.6	14:37	220.8	67.3	-
14:38	26.0	20.3	14:38	116.5	71.9	-
14:39	17.5	20.4	14:39	57.5	72.5	-
14:40	15.0	20.4	14:40	47.8	72.6	-
14:41	16.3	20.5	14:41	47.0	72.6	-
14:42	16.5	20.5	14:42	48.0	72.6	-
14:43	17.0	20.6	14:43	47.3	72.5	-
14:44	20.5	21.0	14:44	58.0	73.3	-
14:45	16.0	21.1	14:45	75.0	75.0	-
14:46	16.0	21.2	14:46	74.5	76.9	-
14:47	15.3	21.2	14:47	50.8	77.1	-
14:48	16.3	21.2	14:48	78.0	79.2	-
14:49	16.3	20.3	14:49	48.8	79.1	-
14:50	15.5	19.6	14:50	47.5	78.0	-
14:51	17.5	17.3	14:51	48.5	71.1	-
14:52	17.5	17.3	14:52	49.5	59.6	-
14:53	14.5	16.5	14:53	46.0	54.9	-
14:54	15.8	16.4	14:54	47.3	54.3	-
14:55	14.8	16.4	14:55	53.0	54.6	-
14:56	16.3	16.4	14:56	47.5	54.6	-
14:57	15.3	16.3	14:57	48.3	54.7	-
14:58	16.3	16.2	14:58	48.0	54.7	-
14:59	16.3	16.0	14:59	49.3	54.1	-

Grand Union Bowling Alley Site
BCP #360222
150 Westchester Avenue, Port Chester
January 24, 2025

PARTICULATE DATA						
Upwind			Downwind			Exceeds Particulate Alarm Limit
Time	Concentration (ug/m^3)	15-Min Avg Concentration (ug/m^3)	Time	Concentration (ug/m^3)	15-Min Avg Concentration (ug/m^3)	
15:00	16.3	16.0	15:00	49.3	52.4	-
15:01	14.8	15.9	15:01	47.5	50.6	-
15:02	16.0	15.9	15:02	47.8	50.4	-
15:03	15.8	15.9	15:03	50.3	48.6	-
15:04	17.3	16.0	15:04	51.8	48.8	-
15:05	17.0	16.1	15:05	47.5	48.8	-
15:06	16.0	16.0	15:06	49.0	48.8	-
15:07	15.0	15.8	15:07	47.3	48.6	-
15:08	15.3	15.9	15:08	46.8	48.7	-
15:09	15.8	15.9	15:09	48.5	48.8	-
15:10	14.5	15.8	15:10	47.0	48.4	-
15:11	21.3	16.2	15:11	46.0	48.3	-
15:12	17.8	16.3	15:12	54.0	48.7	-
15:13	15.8	16.3	15:13	48.3	48.7	-
15:14	16.0	16.3	15:14	46.3	48.5	-
15:15	15.3	16.2	15:15	46.8	48.3	-
15:16	13.8	16.2	15:16	45.5	48.2	-
15:17	15.5	16.1	15:17	47.0	48.1	-
15:18	14.8	16.1	15:18	44.5	47.7	-
15:19	15.5	15.9	15:19	44.0	47.2	-
15:20	15.0	15.8	15:20	44.3	47.0	-
15:21	14.5	15.7	15:21	44.5	46.7	-
15:22	15.8	15.8	15:22	49.5	46.9	-
15:23	15.8	15.8	15:23	48.3	47.0	-
15:24	16.5	15.8	15:24	44.5	46.7	-
15:25	14.8	15.9	15:25	44.5	46.5	-
15:26	15.8	15.5	15:26	45.0	46.5	-
15:27	15.0	15.3	15:27	43.8	45.8	-
15:28	15.3	15.3	15:28	43.5	45.5	-
15:29	15.2	15.2	15:29	45.0	45.4	-
15:30	14.6	15.2	15:30	43.5	45.2	-
15:31	14.6	15.2	15:31	44.3	45.1	-
15:32	15.0	15.2	15:32	43.8	44.9	-
15:33	14.8	15.2	15:33	45.0	44.9	-
15:34	14.6	15.1	15:34	43.5	44.9	-

Grand Union Bowling Alley Site
BCP #360222
150 Westchester Avenue, Port Chester
January 24, 2025

Friday, January 24, 2025						
				Number of Instances Where Downwind VOCs Exceeds Upwind VOCs + 5 =		0
				Number of Comparable Data Points =		300
				Start Time:		10:19
				End Time:		15:34
PID DATA						
Upwind			Downwind			
Time	Concentration (ppm)	15-Min Avg Concentration (ppm)	Time	Concentration (ppm)	15-Min Avg Concentration (ppm)	Exceeds VOC Alarm Limit
10:19	0.0	-	10:19	-	-	-
10:20	0.0	-	10:20	0.0	-	-
10:21	0.0	-	10:21	0.0	-	-
10:22	0.0	-	10:22	0.0	-	-
10:23	0.0	-	10:23	0.0	-	-
10:24	0.0	-	10:24	0.0	-	-
10:25	0.0	-	10:25	0.0	-	-
10:26	0.0	-	10:26	0.0	-	-
10:27	0.0	-	10:27	0.0	-	-
10:28	0.0	-	10:28	0.0	-	-
10:29	0.0	-	10:29	0.0	-	-
10:30	0.0	-	10:30	0.0	-	-
10:31	0.0	-	10:31	0.0	-	-
10:32	0.0	-	10:32	0.0	-	-
10:33	0.0	-	10:33	0.0	-	-
10:34	0.0	0.0	10:34	0.0	-	-
10:35	0.0	0.0	10:35	0.0	0.0	-
10:36	0.0	0.0	10:36	0.0	0.0	-
10:37	0.0	0.0	10:37	0.0	0.0	-
10:38	0.0	0.0	10:38	0.0	0.0	-
10:39	0.0	0.0	10:39	0.0	0.0	-
10:40	0.0	0.0	10:40	0.0	0.0	-
10:41	0.0	0.0	10:41	0.0	0.0	-
10:42	0.0	0.0	10:42	0.0	0.0	-
10:43	0.0	0.0	10:43	0.0	0.0	-
10:44	0.0	0.0	10:44	0.0	0.0	-
10:45	0.0	0.0	10:45	0.0	0.0	-
10:46	0.0	0.0	10:46	0.0	0.0	-
10:47	0.0	0.0	10:47	0.0	0.0	-
10:48	0.0	0.0	10:48	0.0	0.0	-
10:49	0.0	0.0	10:49	0.0	0.0	-
10:50	0.0	0.0	10:50	0.0	0.0	-
10:51	0.0	0.0	10:51	0.0	0.0	-
10:52	0.0	0.0	10:52	0.0	0.0	-
10:53	0.0	0.0	10:53	0.0	0.0	-
10:54	0.0	0.0	10:54	0.0	0.0	-
10:55	0.0	0.0	10:55	0.0	0.0	-
10:56	0.0	0.0	10:56	0.0	0.0	-
10:57	0.0	0.0	10:57	0.0	0.0	-
10:58	0.0	0.0	10:58	0.0	0.0	-
10:59	0.0	0.0	10:59	0.0	0.0	-
11:00	0.0	0.0	11:00	0.0	0.0	-

Grand Union Bowling Alley Site
BCP #360222
150 Westchester Avenue, Port Chester
January 24, 2025

PID DATA						
Upwind			Downwind			
Time	Concentration (ppm)	15-Min Avg Concentration (ppm)	Time	Concentration (ppm)	15-Min Avg Concentration (ppm)	Exceeds VOC Alarm Limit
11:01	0.0	0.0	11:01	0.0	0.0	-
11:02	0.0	0.0	11:02	0.0	0.0	-
11:03	0.0	0.0	11:03	0.0	0.0	-
11:04	0.0	0.0	11:04	0.0	0.0	-
11:05	0.0	0.0	11:05	0.0	0.0	-
11:06	0.0	0.0	11:06	0.0	0.0	-
11:07	0.0	0.0	11:07	0.0	0.0	-
11:08	0.0	0.0	11:08	0.0	0.0	-
11:09	0.0	0.0	11:09	0.0	0.0	-
11:10	0.0	0.0	11:10	0.0	0.0	-
11:11	0.0	0.0	11:11	0.0	0.0	-
11:12	0.0	0.0	11:12	0.0	0.0	-
11:13	0.0	0.0	11:13	0.0	0.0	-
11:14	0.0	0.0	11:14	0.0	0.0	-
11:15	0.0	0.0	11:15	0.0	0.0	-
11:16	0.0	0.0	11:16	0.0	0.0	-
11:17	0.0	0.0	11:17	0.0	0.0	-
11:18	0.0	0.0	11:18	0.0	0.0	-
11:19	0.0	0.0	11:19	0.0	0.0	-
11:20	0.0	0.0	11:20	0.0	0.0	-
11:21	0.0	0.0	11:21	0.0	0.0	-
11:22	0.0	0.0	11:22	0.0	0.0	-
11:23	0.0	0.0	11:23	0.0	0.0	-
11:24	0.0	0.0	11:24	0.0	0.0	-
11:25	0.0	0.0	11:25	0.0	0.0	-
11:26	0.0	0.0	11:26	0.0	0.0	-
11:27	0.0	0.0	11:27	0.0	0.0	-
11:28	0.0	0.0	11:28	0.0	0.0	-
11:29	0.0	0.0	11:29	0.0	0.0	-
11:30	0.0	0.0	11:30	0.0	0.0	-
11:31	0.0	0.0	11:31	0.0	0.0	-
11:32	0.0	0.0	11:32	0.0	0.0	-
11:33	0.0	0.0	11:33	0.0	0.0	-
11:34	0.0	0.0	11:34	0.0	0.0	-
11:35	0.0	0.0	11:35	0.0	0.0	-
11:36	0.0	0.0	11:36	0.0	0.0	-
11:37	0.0	0.0	11:37	0.0	0.0	-
11:38	0.0	0.0	11:38	0.0	0.0	-
11:39	0.0	0.0	11:39	0.0	0.0	-
11:40	0.0	0.0	11:40	0.0	0.0	-
11:41	0.0	0.0	11:41	0.0	0.0	-
11:42	0.0	0.0	11:42	0.0	0.0	-
11:43	0.0	0.0	11:43	0.0	0.0	-
11:44	0.0	0.0	11:44	0.0	0.0	-
11:45	0.0	0.0	11:45	0.0	0.0	-
11:46	0.0	0.0	11:46	0.0	0.0	-
11:47	0.0	0.0	11:47	0.0	0.0	-
11:48	0.0	0.0	11:48	0.0	0.0	-

Grand Union Bowling Alley Site
BCP #360222
150 Westchester Avenue, Port Chester
January 24, 2025

PID DATA						
Upwind			Downwind			
Time	Concentration (ppm)	15-Min Avg Concentration (ppm)	Time	Concentration (ppm)	15-Min Avg Concentration (ppm)	Exceeds VOC Alarm Limit
11:49	0.0	0.0	11:49	0.0	0.0	-
11:50	0.0	0.0	11:50	0.0	0.0	-
11:51	0.0	0.0	11:51	0.0	0.0	-
11:52	0.0	0.0	11:52	0.0	0.0	-
11:53	0.0	0.0	11:53	0.0	0.0	-
11:54	0.0	0.0	11:54	0.0	0.0	-
11:55	0.0	0.0	11:55	0.0	0.0	-
11:56	0.0	0.0	11:56	0.0	0.0	-
11:57	0.0	0.0	11:57	0.0	0.0	-
11:58	0.0	0.0	11:58	0.0	0.0	-
11:59	0.0	0.0	11:59	0.0	0.0	-
12:00	0.0	0.0	12:00	0.0	0.0	-
12:01	0.0	0.0	12:01	0.0	0.0	-
12:02	0.0	0.0	12:02	0.0	0.0	-
12:03	0.0	0.0	12:03	0.0	0.0	-
12:04	0.0	0.0	12:04	0.0	0.0	-
12:05	0.0	0.0	12:05	0.0	0.0	-
12:06	0.0	0.0	12:06	0.0	0.0	-
12:07	0.0	0.0	12:07	0.0	0.0	-
12:08	0.0	0.0	12:08	0.0	0.0	-
12:09	0.0	0.0	12:09	0.0	0.0	-
12:10	0.0	0.0	12:10	0.0	0.0	-
12:11	0.0	0.0	12:11	0.0	0.0	-
12:12	0.0	0.0	12:12	0.0	0.0	-
12:13	0.0	0.0	12:13	0.0	0.0	-
12:14	0.0	0.0	12:14	0.0	0.0	-
12:15	0.0	0.0	12:15	0.0	0.0	-
12:16	0.0	0.0	12:16	0.0	0.0	-
12:17	0.0	0.0	12:17	0.0	0.0	-
12:18	0.0	0.0	12:18	0.0	0.0	-
12:19	0.0	0.0	12:19	0.0	0.0	-
12:20	0.0	0.0	12:20	0.0	0.0	-
12:21	0.0	0.0	12:21	0.0	0.0	-
12:22	0.0	0.0	12:22	0.0	0.0	-
12:23	0.0	0.0	12:23	0.0	0.0	-
12:24	0.0	0.0	12:24	0.0	0.0	-
12:25	0.0	0.0	12:25	0.0	0.0	-
12:26	0.0	0.0	12:26	0.0	0.0	-
12:27	0.0	0.0	12:27	0.0	0.0	-
12:28	0.0	0.0	12:28	0.0	0.0	-
12:29	0.0	0.0	12:29	0.0	0.0	-
12:30	0.0	0.0	12:30	0.0	0.0	-
12:31	0.0	0.0	12:31	0.0	0.0	-
12:32	0.0	0.0	12:32	0.0	0.0	-
12:33	0.0	0.0	12:33	0.0	0.0	-
12:34	0.0	0.0	12:34	0.0	0.0	-
12:35	0.0	0.0	12:35	0.0	0.0	-
12:36	0.0	0.0	12:36	0.0	0.0	-

Grand Union Bowling Alley Site
BCP #360222
150 Westchester Avenue, Port Chester
January 24, 2025

PID DATA						
Upwind			Downwind			
Time	Concentration (ppm)	15-Min Avg Concentration (ppm)	Time	Concentration (ppm)	15-Min Avg Concentration (ppm)	Exceeds VOC Alarm Limit
12:37	0.0	0.0	12:37	0.0	0.0	-
12:38	0.0	0.0	12:38	0.0	0.0	-
12:39	0.0	0.0	12:39	0.0	0.0	-
12:40	0.0	0.0	12:40	0.0	0.0	-
12:41	0.0	0.0	12:41	0.0	0.0	-
12:42	0.0	0.0	12:42	0.0	0.0	-
12:43	0.0	0.0	12:43	0.0	0.0	-
12:44	0.0	0.0	12:44	0.0	0.0	-
12:45	0.0	0.0	12:45	0.0	0.0	-
12:46	0.0	0.0	12:46	0.0	0.0	-
12:47	0.0	0.0	12:47	0.0	0.0	-
12:48	0.0	0.0	12:48	0.0	0.0	-
12:49	0.0	0.0	12:49	0.0	0.0	-
12:50	0.0	0.0	12:50	0.0	0.0	-
12:51	0.0	0.0	12:51	0.0	0.0	-
12:52	0.0	0.0	12:52	0.0	0.0	-
12:53	0.0	0.0	12:53	0.0	0.0	-
12:54	0.0	0.0	12:54	0.0	0.0	-
12:55	0.0	0.0	12:55	0.0	0.0	-
12:56	0.0	0.0	12:56	0.0	0.0	-
12:57	0.0	0.0	12:57	0.0	0.0	-
12:58	0.0	0.0	12:58	0.0	0.0	-
12:59	0.0	0.0	12:59	0.0	0.0	-
13:00	0.0	0.0	13:00	0.0	0.0	-
13:01	0.0	0.0	13:01	0.0	0.0	-
13:02	0.0	0.0	13:02	0.0	0.0	-
13:03	0.0	0.0	13:03	0.0	0.0	-
13:04	0.0	0.0	13:04	0.0	0.0	-
13:05	0.0	0.0	13:05	0.0	0.0	-
13:06	0.0	0.0	13:06	0.0	0.0	-
13:07	0.0	0.0	13:07	0.0	0.0	-
13:08	0.0	0.0	13:08	0.0	0.0	-
13:09	0.0	0.0	13:09	0.0	0.0	-
13:10	0.0	0.0	13:10	0.0	0.0	-
13:11	0.0	0.0	13:11	0.0	0.0	-
13:12	0.0	0.0	13:12	0.0	0.0	-
13:13	0.0	0.0	13:13	0.0	0.0	-
13:14	0.0	0.0	13:14	0.0	0.0	-
13:15	0.0	0.0	13:15	0.0	0.0	-
13:16	0.0	0.0	13:16	0.0	0.0	-
13:17	0.0	0.0	13:17	0.0	0.0	-
13:18	0.0	0.0	13:18	0.0	0.0	-
13:19	0.0	0.0	13:19	0.0	0.0	-
13:20	0.0	0.0	13:20	0.0	0.0	-
13:21	0.0	0.0	13:21	0.0	0.0	-
13:22	0.0	0.0	13:22	0.0	0.0	-
13:23	0.0	0.0	13:23	0.0	0.0	-
13:24	0.0	0.0	13:24	0.0	0.0	-

Grand Union Bowling Alley Site
BCP #360222
150 Westchester Avenue, Port Chester
January 24, 2025

PID DATA						
Upwind			Downwind			
Time	Concentration (ppm)	15-Min Avg Concentration (ppm)	Time	Concentration (ppm)	15-Min Avg Concentration (ppm)	Exceeds VOC Alarm Limit
13:25	0.0	0.0	13:25	0.0	0.0	-
13:26	0.0	0.0	13:26	0.0	0.0	-
13:27	0.0	0.0	13:27	0.0	0.0	-
13:28	0.0	0.0	13:28	0.0	0.0	-
13:29	0.0	0.0	13:29	0.0	0.0	-
13:30	0.0	0.0	13:30	0.0	0.0	-
13:31	0.0	0.0	13:31	0.0	0.0	-
13:32	0.0	0.0	13:32	0.0	0.0	-
13:33	0.0	0.0	13:33	0.0	0.0	-
13:34	0.0	0.0	13:34	0.0	0.0	-
13:35	0.0	0.0	13:35	0.0	0.0	-
13:36	0.0	0.0	13:36	0.0	0.0	-
13:37	0.0	0.0	13:37	0.0	0.0	-
13:38	0.0	0.0	13:38	0.0	0.0	-
13:39	0.0	0.0	13:39	0.0	0.0	-
13:40	0.0	0.0	13:40	0.0	0.0	-
13:41	0.0	0.0	13:41	0.0	0.0	-
13:42	0.0	0.0	13:42	0.0	0.0	-
13:43	0.0	0.0	13:43	0.0	0.0	-
13:44	0.0	0.0	13:44	0.0	0.0	-
13:45	0.0	0.0	13:45	0.0	0.0	-
13:46	0.0	0.0	13:46	0.0	0.0	-
13:47	0.0	0.0	13:47	0.0	0.0	-
13:48	0.0	0.0	13:48	0.0	0.0	-
13:49	0.0	0.0	13:49	0.0	0.0	-
13:50	0.0	0.0	13:50	0.0	0.0	-
13:51	0.0	0.0	13:51	0.0	0.0	-
13:52	0.0	0.0	13:52	0.0	0.0	-
13:53	0.0	0.0	13:53	0.0	0.0	-
13:54	0.0	0.0	13:54	0.0	0.0	-
13:55	0.0	0.0	13:55	0.0	0.0	-
13:56	0.0	0.0	13:56	0.0	0.0	-
13:57	0.0	0.0	13:57	0.0	0.0	-
13:58	0.0	0.0	13:58	0.0	0.0	-
13:59	0.0	0.0	13:59	0.0	0.0	-
14:00	0.0	0.0	14:00	0.0	0.0	-
14:01	0.0	0.0	14:01	0.0	0.0	-
14:02	0.0	0.0	14:02	0.0	0.0	-
14:03	0.0	0.0	14:03	0.0	0.0	-
14:04	0.0	0.0	14:04	0.0	0.0	-
14:05	0.0	0.0	14:05	0.0	0.0	-
14:06	0.0	0.0	14:06	0.0	0.0	-
14:07	0.0	0.0	14:07	0.0	0.0	-
14:08	0.0	0.0	14:08	0.0	0.0	-
14:09	0.0	0.0	14:09	0.0	0.0	-
14:10	0.0	0.0	14:10	0.0	0.0	-
14:11	0.0	0.0	14:11	0.0	0.0	-
14:12	0.0	0.0	14:12	0.0	0.0	-

Grand Union Bowling Alley Site
BCP #360222
150 Westchester Avenue, Port Chester
January 24, 2025

PID DATA						
Upwind			Downwind			
Time	Concentration (ppm)	15-Min Avg Concentration (ppm)	Time	Concentration (ppm)	15-Min Avg Concentration (ppm)	Exceeds VOC Alarm Limit
14:13	0.0	0.0	14:13	0.0	0.0	-
14:14	0.0	0.0	14:14	0.0	0.0	-
14:15	0.0	0.0	14:15	0.0	0.0	-
14:16	0.0	0.0	14:16	0.0	0.0	-
14:17	0.0	0.0	14:17	0.0	0.0	-
14:18	0.0	0.0	14:18	0.0	0.0	-
14:19	0.0	0.0	14:19	0.0	0.0	-
14:20	0.0	0.0	14:20	0.0	0.0	-
14:21	0.0	0.0	14:21	0.0	0.0	-
14:22	0.0	0.0	14:22	0.0	0.0	-
14:23	0.0	0.0	14:23	0.0	0.0	-
14:24	0.0	0.0	14:24	0.0	0.0	-
14:25	0.0	0.0	14:25	0.0	0.0	-
14:26	0.0	0.0	14:26	0.0	0.0	-
14:27	0.0	0.0	14:27	0.0	0.0	-
14:28	0.0	0.0	14:28	0.0	0.0	-
14:29	0.0	0.0	14:29	0.0	0.0	-
14:30	0.0	0.0	14:30	0.0	0.0	-
14:31	0.0	0.0	14:31	0.0	0.0	-
14:32	0.0	0.0	14:32	0.0	0.0	-
14:33	0.0	0.0	14:33	0.0	0.0	-
14:34	0.0	0.0	14:34	0.0	0.0	-
14:35	0.0	0.0	14:35	0.0	0.0	-
14:36	0.0	0.0	14:36	0.0	0.0	-
14:37	0.0	0.0	14:37	0.0	0.0	-
14:38	0.0	0.0	14:38	0.0	0.0	-
14:39	0.0	0.0	14:39	0.0	0.0	-
14:40	0.0	0.0	14:40	0.0	0.0	-
14:41	0.0	0.0	14:41	0.0	0.0	-
14:42	0.0	0.0	14:42	0.0	0.0	-
14:43	0.0	0.0	14:43	0.0	0.0	-
14:44	0.0	0.0	14:44	0.0	0.0	-
14:45	0.0	0.0	14:45	0.0	0.0	-
14:46	0.0	0.0	14:46	0.0	0.0	-
14:47	0.0	0.0	14:47	0.0	0.0	-
14:48	0.0	0.0	14:48	0.0	0.0	-
14:49	0.0	0.0	14:49	0.0	0.0	-
14:50	0.0	0.0	14:50	0.0	0.0	-
14:51	0.0	0.0	14:51	0.0	0.0	-
14:52	0.0	0.0	14:52	0.0	0.0	-
14:53	0.0	0.0	14:53	0.0	0.0	-
14:54	0.0	0.0	14:54	0.0	0.0	-
14:55	0.0	0.0	14:55	0.0	0.0	-
14:56	0.0	0.0	14:56	0.0	0.0	-
14:57	0.0	0.0	14:57	0.0	0.0	-
14:58	0.0	0.0	14:58	0.0	0.0	-
14:59	0.0	0.0	14:59	0.0	0.0	-
15:00	0.0	0.0	15:00	0.0	0.0	-

Grand Union Bowling Alley Site
BCP #360222
150 Westchester Avenue, Port Chester
January 24, 2025

PID DATA						
Upwind			Downwind			
Time	Concentration (ppm)	15-Min Avg Concentration (ppm)	Time	Concentration (ppm)	15-Min Avg Concentration (ppm)	Exceeds VOC Alarm Limit
15:01	0.0	0.0	15:01	0.0	0.0	-
15:02	0.0	0.0	15:02	0.0	0.0	-
15:03	0.0	0.0	15:03	0.0	0.0	-
15:04	0.0	0.0	15:04	0.0	0.0	-
15:05	0.0	0.0	15:05	0.0	0.0	-
15:06	0.0	0.0	15:06	0.0	0.0	-
15:07	0.0	0.0	15:07	0.0	0.0	-
15:08	0.0	0.0	15:08	0.0	0.0	-
15:09	0.0	0.0	15:09	0.0	0.0	-
15:10	0.0	0.0	15:10	0.0	0.0	-
15:11	0.0	0.0	15:11	0.0	0.0	-
15:12	0.0	0.0	15:12	0.0	0.0	-
15:13	0.0	0.0	15:13	0.0	0.0	-
15:14	0.0	0.0	15:14	0.0	0.0	-
15:15	0.0	0.0	15:15	0.0	0.0	-
15:16	0.0	0.0	15:16	0.0	0.0	-
15:17	0.0	0.0	15:17	0.0	0.0	-
15:18	0.0	0.0	15:18	0.0	0.0	-
15:19	0.0	0.0	15:19	0.0	0.0	-
15:20	0.0	0.0	15:20	0.0	0.0	-
15:21	0.0	0.0	15:21	0.0	0.0	-
15:22	0.0	0.0	15:22	0.0	0.0	-
15:23	0.0	0.0	15:23	0.0	0.0	-
15:24	0.0	0.0	15:24	0.0	0.0	-
15:25	0.0	0.0	15:25	0.0	0.0	-
15:26	0.0	0.0	15:26	0.0	0.0	-
15:27	0.0	0.0	15:27	0.0	0.0	-
15:28	0.0	0.0	15:28	0.0	0.0	-
15:29	0.0	0.0	15:29	0.0	0.0	-
15:30	0.0	0.0	15:30	0.0	0.0	-
15:31	0.0	0.0	15:31	0.0	0.0	-
15:32	0.0	0.0	15:32	0.0	0.0	-
15:33	0.0	0.0	15:33	0.0	0.0	-
15:34	0.0	0.0	15:34	0.0	0.0	-

SESI CONSULTING ENGINEERS

959 US-46 Floor 3, Suite 300 - Parsippany-Troy Hills, NJ

DAILY AIR MONITORING REPORT
150 Westchester Avenue
Port Chester, New York

01/25/2025

Rev. No. 0	Page 1 of 2
Project Number: 11895A	
Dust Action Level	150 µg/m^3
VOC Action Level	5 ppm

Weather Data Range for Work Day		Wind Direction	WSW	Relative Humidity (%)	44.0 - 74.0	Daily Rain Total (in)	0.00	Readings in the summary table and graphs below are the reported downwind concentrations.
Temperature (°F)	21.0 - 32.0	Wind Speed (MPH)	1.1 - 5.4	Barometer (inHg)	30.30 - 30.40	Avg. Dew Point Temp (°F)	13.5	

Station Location	Daily Avg. Dust Concentration (µg/m^3)	Max 15-Min Dust Concentration (µg/m^3)	Time of Max Dust Reading	Daily Avg. VOC Concentration (ppm)	Max 15-Min VOC Concentration (ppm)	Time of Max VOC Reading
Upwind	21.5	32.5	9:45	0.0	0.0	9:56
Downwind	51.8	67.8	12:58	0.0	0.0	9:29

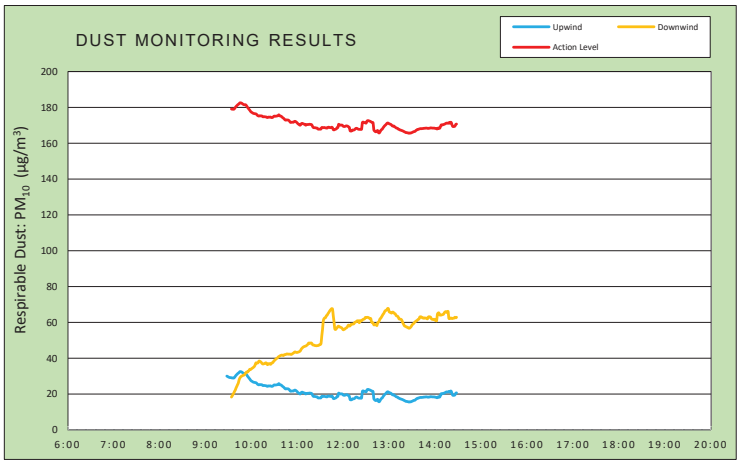

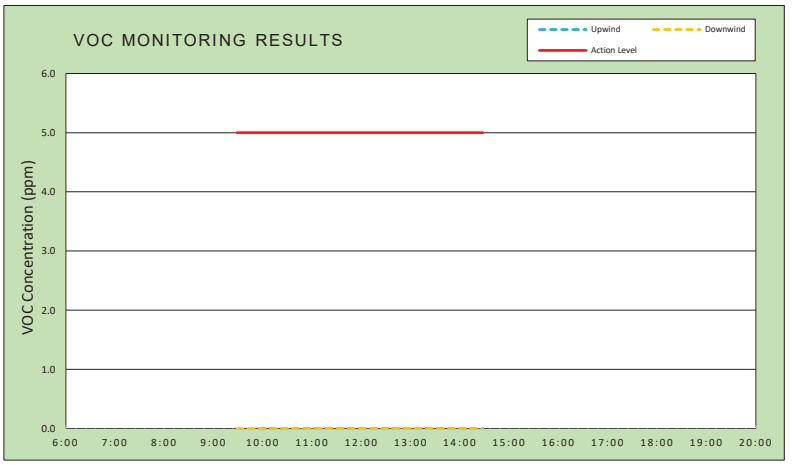

Air Monitoring Notes:

Weather Notes:

EMILCOTT
A Triumvirate Environmental Company

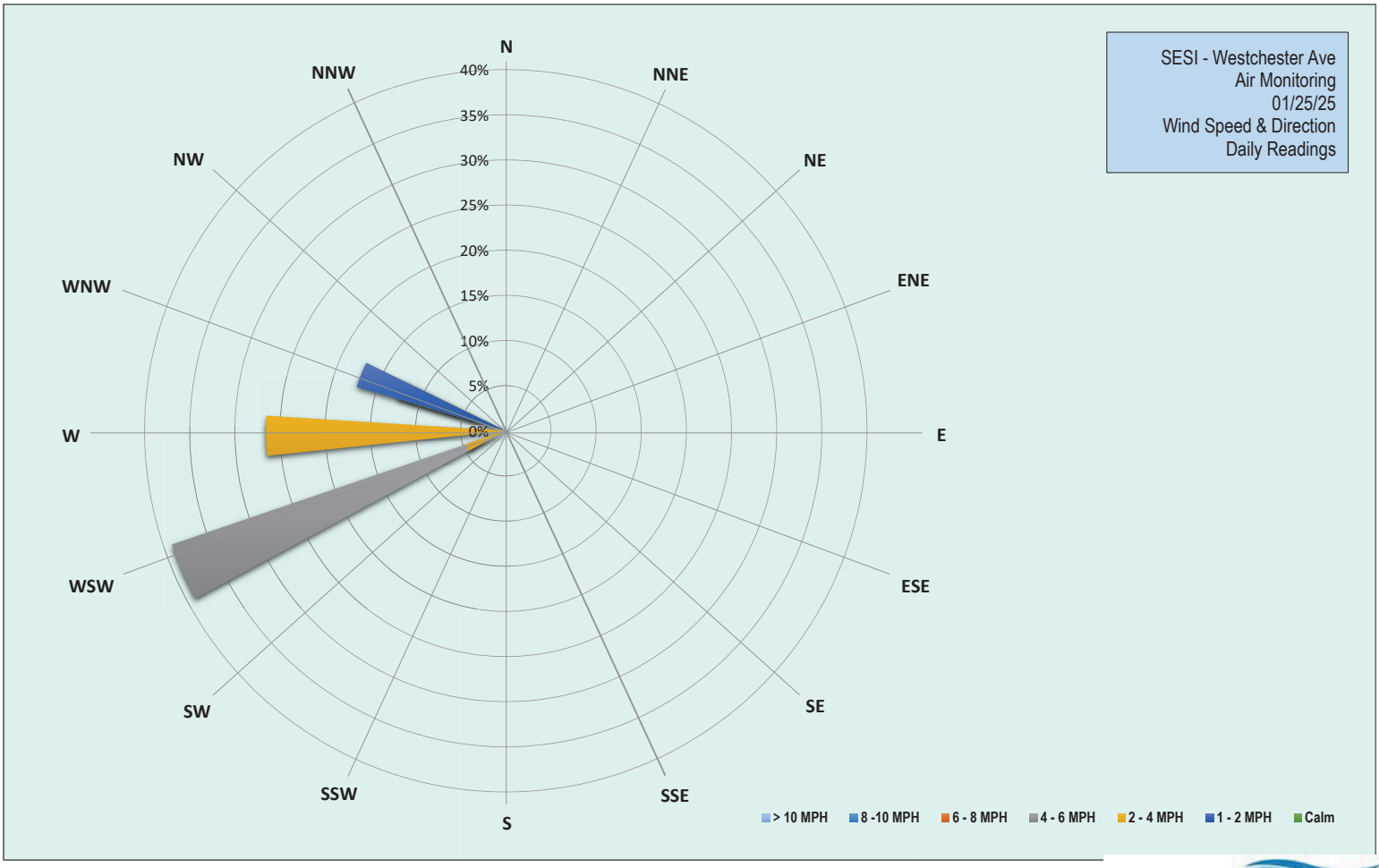

EMILCOTT
A Triumvirate Environmental Company

Grand Union Bowling Alley Site
BCP #360222
150 Westchester Avenue, Port Chester
January 25, 2025

Saturday, January 25, 2025						
Number of Instances Where Downwind Particulates Exceeds Upwind Particulate + 150 =						0
Number of Comparable Data Points =						295
Start Time:						9:13
End Time:						14:28
PARTICULATE DATA						
Upwind			Downwind			Exceeds Particulate Alarm Limit
Time	Concentration (ug/m^3)	15-Min Avg Concentration (ug/m^3)	Time	Concentration (ug/m^3)	15-Min Avg Concentration (ug/m^3)	
9:13	33.5	-	9:13	-	-	-
9:14	32.8	-	9:14	-	-	-
9:15	32.3	-	9:15	-	-	-
9:16	32.0	-	9:16	-	-	-
9:17	31.0	-	9:17	-	-	-
9:18	31.5	-	9:18	-	-	-
9:19	31.5	-	9:19	11.5	-	-
9:20	31.8	-	9:20	16.0	-	-
9:21	29.5	-	9:21	15.0	-	-
9:22	28.5	-	9:22	14.8	-	-
9:23	29.0	-	9:23	12.8	-	-
9:24	27.5	-	9:24	17.3	-	-
9:25	29.0	-	9:25	16.3	-	-
9:26	28.3	-	9:26	17.5	-	-
9:27	28.5	-	9:27	16.8	-	-
9:28	27.8	30.1	9:28	18.8	-	-
9:29	29.5	29.8	9:29	18.3	-	-
9:30	28.3	29.6	9:30	18.5	-	-
9:31	29.0	29.4	9:31	21.0	-	-
9:32	29.0	29.2	9:32	22.0	-	-
9:33	31.3	29.2	9:33	26.0	-	-
9:34	30.3	29.1	9:34	24.5	18.4	-
9:35	29.8	29.0	9:35	26.3	19.0	-
9:36	30.3	29.1	9:36	26.3	19.8	-
9:37	27.0	29.0	9:37	26.5	20.6	-
9:38	34.5	29.3	9:38	26.3	21.5	-
9:39	36.3	29.9	9:39	28.8	22.2	-
9:40	37.8	30.5	9:40	33.5	23.4	-
9:41	34.8	30.9	9:41	31.3	24.3	-
9:42	35.3	31.4	9:42	31.5	25.3	-
9:43	33.0	31.7	9:43	32.5	26.2	-
9:44	34.3	32.0	9:44	43.8	27.9	-
9:45	35.8	32.5	9:45	33.8	28.9	-
9:46	28.8	32.5	9:46	30.5	29.6	-
9:47	27.8	32.4	9:47	28.0	30.0	-
9:48	27.0	32.2	9:48	29.3	30.2	-
9:49	25.5	31.8	9:49	28.5	30.4	-
9:50	26.3	31.6	9:50	28.0	30.6	-
9:51	27.8	31.4	9:51	30.3	30.8	-
9:52	28.3	31.5	9:52	35.8	31.4	-
9:53	31.3	31.3	9:53	34.3	32.0	-
9:54	27.8	30.7	9:54	35.3	32.4	-

Grand Union Bowling Alley Site
BCP #360222
150 Westchester Avenue, Port Chester
January 25, 2025

PARTICULATE DATA						
Upwind			Downwind			Exceeds Particulate Alarm Limit
Time	Concentration (ug/m^3)	15-Min Avg Concentration (ug/m^3)	Time	Concentration (ug/m^3)	15-Min Avg Concentration (ug/m^3)	
9:55	27.3	30.0	9:55	32.0	32.3	-
9:56	26.8	29.5	9:56	38.3	32.8	-
9:57	26.8	28.9	9:57	38.3	33.2	-
9:58	25.3	28.4	9:58	42.5	33.9	-
9:59	24.8	27.8	9:59	41.8	33.8	-
10:00	29.5	27.4	10:00	38.5	34.1	-
10:01	25.0	27.1	10:01	35.8	34.4	-
10:02	23.3	26.8	10:02	32.3	34.7	-
10:03	24.3	26.6	10:03	34.5	35.1	-
10:04	24.0	26.5	10:04	35.0	35.5	-
10:05	25.0	26.5	10:05	40.8	36.3	-
10:06	26.5	26.4	10:06	46.8	37.4	-
10:07	23.5	26.1	10:07	35.0	37.4	-
10:08	23.8	25.6	10:08	33.0	37.3	-
10:09	24.0	25.3	10:09	40.3	37.6	-
10:10	25.5	25.2	10:10	44.8	38.5	-
10:11	29.3	25.4	10:11	35.8	38.3	-
10:12	25.3	25.3	10:12	34.8	38.1	-
10:13	25.5	25.3	10:13	36.5	37.7	-
10:14	23.3	25.2	10:14	33.5	37.1	-
10:15	23.8	24.8	10:15	33.8	36.8	-
10:16	25.0	24.8	10:16	36.8	36.9	-
10:17	23.8	24.8	10:17	34.5	37.0	-
10:18	23.0	24.7	10:18	38.0	37.3	-
10:19	23.3	24.7	10:19	38.0	37.5	-
10:20	23.0	24.6	10:20	35.5	37.1	-
10:21	22.8	24.3	10:21	36.3	36.4	-
10:22	27.3	24.6	10:22	40.0	36.8	-
10:23	24.0	24.6	10:23	37.3	37.0	-
10:24	23.8	24.6	10:24	38.8	36.9	-
10:25	26.5	24.6	10:25	39.8	36.6	-
10:26	25.8	24.4	10:26	41.8	37.0	-
10:27	24.5	24.3	10:27	41.8	37.5	-
10:28	27.8	24.5	10:28	37.8	37.6	-
10:29	29.3	24.9	10:29	43.3	38.2	-
10:30	27.8	25.2	10:30	41.8	38.7	-
10:31	23.8	25.1	10:31	41.0	39.0	-
10:32	24.3	25.1	10:32	42.8	39.6	-
10:33	24.3	25.2	10:33	42.8	39.9	-
10:34	24.5	25.3	10:34	41.8	40.1	-
10:35	26.0	25.5	10:35	43.5	40.7	-
10:36	28.8	25.9	10:36	40.8	41.0	-
10:37	20.0	25.4	10:37	44.3	41.3	-
10:38	20.5	25.2	10:38	41.0	41.5	-
10:39	22.3	25.1	10:39	41.3	41.7	-
10:40	20.5	24.7	10:40	41.5	41.8	-
10:41	20.0	24.3	10:41	39.5	41.6	-
10:42	20.0	24.0	10:42	40.3	41.5	-

Grand Union Bowling Alley Site
BCP #360222
150 Westchester Avenue, Port Chester
January 25, 2025

PARTICULATE DATA						
Upwind			Downwind			Exceeds Particulate Alarm Limit
Time	Concentration (ug/m^3)	15-Min Avg Concentration (ug/m^3)	Time	Concentration (ug/m^3)	15-Min Avg Concentration (ug/m^3)	
10:43	21.3	23.5	10:43	44.5	42.0	-
10:44	22.3	23.1	10:44	44.3	42.1	-
10:45	25.3	22.9	10:45	42.8	42.1	-
10:46	26.0	23.1	10:46	44.8	42.4	-
10:47	22.8	23.0	10:47	43.3	42.4	-
10:48	24.3	23.0	10:48	40.8	42.3	-
10:49	20.8	22.7	10:49	42.8	42.3	-
10:50	19.0	22.2	10:50	42.8	42.3	-
10:51	20.3	21.7	10:51	41.0	42.3	-
10:52	19.8	21.7	10:52	41.5	42.1	-
10:53	22.0	21.8	10:53	44.3	42.3	-
10:54	22.0	21.7	10:54	45.8	42.6	-
10:55	20.5	21.7	10:55	45.8	42.9	-
10:56	25.3	22.1	10:56	45.0	43.3	-
10:57	22.3	22.2	10:57	44.3	43.6	-
10:58	18.5	22.1	10:58	42.5	43.4	-
10:59	17.3	21.7	10:59	41.8	43.3	-
11:00	19.3	21.3	11:00	43.0	43.3	-
11:01	18.5	20.8	11:01	47.0	43.4	-
11:02	19.3	20.6	11:02	45.3	43.6	-
11:03	18.3	20.2	11:03	44.5	43.8	-
11:04	19.5	20.1	11:04	47.8	44.1	-
11:05	28.8	20.8	11:05	55.0	45.0	-
11:06	25.0	21.1	11:06	49.5	45.5	-
11:07	19.0	21.0	11:07	48.0	46.0	-
11:08	18.5	20.8	11:08	49.8	46.3	-
11:09	20.0	20.7	11:09	48.8	46.5	-
11:10	18.5	20.5	11:10	48.5	46.7	-
11:11	18.5	20.1	11:11	46.8	46.8	-
11:12	26.8	20.4	11:12	48.5	47.1	-
11:13	19.3	20.4	11:13	47.8	47.5	-
11:14	18.3	20.5	11:14	48.5	47.9	-
11:15	19.3	20.5	11:15	53.0	48.6	-
11:16	20.3	20.6	11:16	44.8	48.4	-
11:17	18.0	20.5	11:17	45.3	48.4	-
11:18	17.8	20.5	11:18	46.8	48.6	-
11:19	15.8	20.2	11:19	43.8	48.3	-
11:20	15.8	19.4	11:20	44.3	47.6	-
11:21	16.0	18.8	11:21	46.3	47.4	-
11:22	17.8	18.7	11:22	47.3	47.3	-
11:23	18.3	18.7	11:23	46.5	47.1	-
11:24	19.0	18.6	11:24	48.3	47.1	-
11:25	16.8	18.5	11:25	47.3	47.0	-
11:26	17.8	18.4	11:26	48.0	47.1	-
11:27	19.3	17.9	11:27	49.3	47.1	-
11:28	18.0	17.9	11:28	49.3	47.2	-
11:29	18.8	17.9	11:29	54.0	47.6	-
11:30	19.0	17.9	11:30	54.0	47.7	-

Grand Union Bowling Alley Site
BCP #360222
150 Westchester Avenue, Port Chester
January 25, 2025

PARTICULATE DATA						
Upwind			Downwind			Exceeds Particulate Alarm Limit
Time	Concentration (ug/m^3)	15-Min Avg Concentration (ug/m^3)	Time	Concentration (ug/m^3)	15-Min Avg Concentration (ug/m^3)	
11:31	21.5	18.0	11:31	52.8	48.2	-
11:32	30.8	18.8	11:32	109.5	52.5	-
11:33	17.0	18.8	11:33	102.5	56.2	-
11:34	14.8	18.7	11:34	114.3	60.9	-
11:35	17.3	18.8	11:35	63.0	62.1	-
11:36	14.8	18.7	11:36	52.5	62.6	-
11:37	15.5	18.6	11:37	49.5	62.7	-
11:38	18.5	18.6	11:38	62.5	63.8	-
11:39	16.8	18.4	11:39	52.0	64.0	-
11:40	22.8	18.8	11:40	59.8	64.9	-
11:41	19.8	19.0	11:41	56.8	65.4	-
11:42	17.3	18.8	11:42	60.3	66.2	-
11:43	16.3	18.7	11:43	58.5	66.8	-
11:44	19.5	18.8	11:44	61.5	67.3	-
11:45	22.0	19.0	11:45	60.3	67.7	-
11:46	16.8	18.6	11:46	50.8	67.6	-
11:47	15.5	17.6	11:47	52.5	63.8	-
11:48	14.8	17.5	11:48	51.0	60.3	-
11:49	18.0	17.7	11:49	55.5	56.4	-
11:50	19.3	17.8	11:50	57.0	56.0	-
11:51	19.0	18.1	11:51	60.8	56.6	-
11:52	23.8	18.7	11:52	56.5	57.0	-
11:53	19.3	18.7	11:53	72.0	57.7	-
11:54	44.8	20.6	11:54	56.0	57.9	-
11:55	19.3	20.3	11:55	53.8	57.5	-
11:56	17.3	20.2	11:56	54.8	57.4	-
11:57	16.0	20.1	11:57	57.0	57.2	-
11:58	17.5	20.2	11:58	55.5	57.0	-
11:59	16.5	20.0	11:59	53.8	56.5	-
12:00	15.0	19.5	12:00	51.5	55.9	-
12:01	14.5	19.4	12:01	54.0	56.1	-
12:02	15.5	19.4	12:02	55.3	56.3	-
12:03	17.5	19.5	12:03	57.3	56.7	-
12:04	20.3	19.7	12:04	59.3	57.0	-
12:05	18.3	19.6	12:05	62.0	57.3	-
12:06	17.0	19.5	12:06	71.8	58.0	-
12:07	17.8	19.1	12:07	64.8	58.6	-
12:08	15.5	18.8	12:08	63.5	58.0	-
12:09	16.5	17.0	12:09	57.8	58.1	-
12:10	17.3	16.8	12:10	65.0	58.9	-
12:11	18.3	16.9	12:11	56.5	59.0	-
12:12	23.8	17.4	12:12	57.8	59.0	-
12:13	16.5	17.3	12:13	57.0	59.1	-
12:14	17.8	17.4	12:14	56.0	59.3	-
12:15	18.5	17.7	12:15	61.8	60.0	-
12:16	21.5	18.1	12:16	57.5	60.2	-
12:17	18.8	18.3	12:17	58.5	60.4	-
12:18	16.5	18.3	12:18	63.8	60.9	-

Grand Union Bowling Alley Site
BCP #360222
150 Westchester Avenue, Port Chester
January 25, 2025

PARTICULATE DATA						
Upwind			Downwind			Exceeds Particulate Alarm Limit
Time	Concentration (ug/m^3)	15-Min Avg Concentration (ug/m^3)	Time	Concentration (ug/m^3)	15-Min Avg Concentration (ug/m^3)	
12:19	16.3	18.0	12:19	60.0	60.9	-
12:20	15.5	17.8	12:20	61.8	60.9	-
12:21	16.0	17.8	12:21	55.8	59.8	-
12:22	17.8	17.8	12:22	82.5	61.0	-
12:23	15.8	17.8	12:23	61.5	60.9	-
12:24	16.5	17.8	12:24	58.8	60.9	-
12:25	73.3	21.5	12:25	71.5	61.4	-
12:26	23.0	21.8	12:26	61.8	61.7	-
12:27	20.0	21.6	12:27	59.8	61.9	-
12:28	16.0	21.5	12:28	60.0	62.1	-
12:29	14.8	21.3	12:29	67.8	62.8	-
12:30	17.0	21.2	12:30	59.5	62.7	-
12:31	38.0	22.3	12:31	59.3	62.8	-
12:32	22.8	22.6	12:32	59.3	62.9	-
12:33	16.3	22.6	12:33	61.3	62.7	-
12:34	13.5	22.4	12:34	56.5	62.5	-
12:35	13.5	22.3	12:35	55.3	62.0	-
12:36	12.8	22.1	12:36	58.0	62.2	-
12:37	13.8	21.8	12:37	54.3	60.3	-
12:38	13.3	21.6	12:38	55.5	59.9	-
12:39	14.0	21.5	12:39	56.0	59.7	-
12:40	13.5	17.5	12:40	55.8	58.7	-
12:41	14.0	16.9	12:41	62.3	58.7	-
12:42	14.3	16.5	12:42	60.8	58.8	-
12:43	15.0	16.4	12:43	60.8	58.8	-
12:44	21.0	16.8	12:44	59.0	58.2	-
12:45	21.0	17.1	12:45	83.8	59.8	-
12:46	21.0	16.0	12:46	63.5	60.1	-
12:47	19.3	15.7	12:47	69.3	60.8	-
12:48	24.5	16.3	12:48	78.8	62.0	-
12:49	25.3	17.1	12:49	62.0	62.3	-
12:50	21.3	17.6	12:50	66.0	63.0	-
12:51	17.0	17.9	12:51	68.8	63.8	-
12:52	24.5	18.6	12:52	65.8	64.5	-
12:53	21.5	19.1	12:53	63.5	65.1	-
12:54	22.5	19.7	12:54	69.5	66.0	-
12:55	19.3	20.1	12:55	65.0	66.6	-
12:56	20.5	20.5	12:56	64.5	66.7	-
12:57	21.8	21.0	12:57	67.0	67.1	-
12:58	19.3	21.3	12:58	70.0	67.8	-
12:59	19.0	21.2	12:59	58.8	67.7	-
13:00	16.8	20.9	13:00	57.3	66.0	-
13:01	18.3	20.7	13:01	59.3	65.7	-
13:02	17.0	20.6	13:02	68.3	65.6	-
13:03	19.5	20.2	13:03	72.3	65.2	-
13:04	18.0	19.7	13:04	68.5	65.6	-
13:05	18.5	19.6	13:05	68.3	65.8	-
13:06	18.8	19.7	13:06	63.3	65.4	-

Grand Union Bowling Alley Site
BCP #360222
150 Westchester Avenue, Port Chester
January 25, 2025

PARTICULATE DATA						
Upwind			Downwind			Exceeds Particulate Alarm Limit
Time	Concentration (ug/m^3)	15-Min Avg Concentration (ug/m^3)	Time	Concentration (ug/m^3)	15-Min Avg Concentration (ug/m^3)	
13:07	18.3	19.3	13:07	59.3	65.0	-
13:08	17.3	19.0	13:08	60.8	64.8	-
13:09	17.0	18.6	13:09	56.8	63.9	-
13:10	16.5	18.4	13:10	60.0	63.6	-
13:11	19.0	18.3	13:11	62.3	63.5	-
13:12	14.8	17.9	13:12	58.3	62.9	-
13:13	17.8	17.8	13:13	56.0	61.9	-
13:14	14.3	17.4	13:14	58.0	61.9	-
13:15	15.5	17.4	13:15	55.8	61.8	-
13:16	15.0	17.1	13:16	56.0	61.6	-
13:17	15.5	17.0	13:17	56.3	60.8	-
13:18	16.3	16.8	13:18	55.8	59.7	-
13:19	15.3	16.6	13:19	56.3	58.9	-
13:20	14.3	16.4	13:20	56.8	58.1	-
13:21	16.3	16.2	13:21	59.8	57.9	-
13:22	14.3	15.9	13:22	56.3	57.7	-
13:23	17.8	16.0	13:23	56.0	57.3	-
13:24	14.8	15.8	13:24	56.8	57.3	-
13:25	15.5	15.7	13:25	54.3	57.0	-
13:26	16.5	15.6	13:26	59.8	56.8	-
13:27	17.5	15.8	13:27	60.3	56.9	-
13:28	16.5	15.7	13:28	62.3	57.3	-
13:29	17.0	15.9	13:29	65.8	57.9	-
13:30	18.0	16.0	13:30	67.5	58.6	-
13:31	18.0	16.2	13:31	61.8	59.0	-
13:32	19.3	16.5	13:32	62.0	59.4	-
13:33	17.0	16.5	13:33	64.3	60.0	-
13:34	18.0	16.7	13:34	61.5	60.3	-
13:35	21.0	17.2	13:35	63.3	60.8	-
13:36	19.8	17.4	13:36	62.3	60.9	-
13:37	19.3	17.7	13:37	62.8	61.4	-
13:38	17.5	17.7	13:38	61.5	61.7	-
13:39	18.3	17.9	13:39	60.0	61.9	-
13:40	17.3	18.1	13:40	70.5	63.0	-
13:41	18.3	18.2	13:41	61.8	63.2	-
13:42	16.8	18.1	13:42	59.0	63.1	-
13:43	17.8	18.2	13:43	57.0	62.7	-
13:44	17.0	18.2	13:44	61.5	62.4	-
13:45	19.5	18.3	13:45	70.0	62.6	-
13:46	18.8	18.4	13:46	58.0	62.4	-
13:47	19.5	18.4	13:47	63.8	62.5	-
13:48	18.3	18.5	13:48	63.5	62.4	-
13:49	17.8	18.4	13:49	60.0	62.3	-
13:50	19.8	18.4	13:50	57.8	62.0	-
13:51	18.5	18.3	13:51	77.0	62.9	-
13:52	21.0	18.4	13:52	66.5	63.2	-
13:53	17.5	18.4	13:53	59.0	63.0	-
13:54	21.0	18.6	13:54	60.0	63.0	-

Grand Union Bowling Alley Site
BCP #360222
150 Westchester Avenue, Port Chester
January 25, 2025

PARTICULATE DATA						
Upwind			Downwind			Exceeds Particulate Alarm Limit
Time	Concentration (ug/m^3)	15-Min Avg Concentration (ug/m^3)	Time	Concentration (ug/m^3)	15-Min Avg Concentration (ug/m^3)	
13:55	16.8	18.5	13:55	58.0	62.2	-
13:56	17.5	18.5	13:56	55.8	61.8	-
13:57	16.0	18.4	13:57	57.3	61.7	-
13:58	17.8	18.4	13:58	57.5	61.7	-
13:59	17.0	18.4	13:59	62.5	61.8	-
14:00	17.3	18.3	14:00	61.5	61.2	-
14:01	18.8	18.3	14:01	59.3	61.3	-
14:02	16.0	18.1	14:02	58.3	60.9	-
14:03	17.8	18.0	14:03	118.0	64.6	-
14:04	25.8	18.6	14:04	70.0	65.2	-
14:05	17.5	18.4	14:05	59.0	65.3	-
14:06	17.3	18.3	14:06	60.3	64.2	-
14:07	35.3	19.3	14:07	65.3	64.1	-
14:08	32.5	20.3	14:08	59.3	64.1	-
14:09	18.8	20.1	14:09	62.3	64.3	-
14:10	19.5	20.3	14:10	60.0	64.4	-
14:11	19.0	20.4	14:11	58.5	64.6	-
14:12	19.3	20.6	14:12	68.8	65.4	-
14:13	20.3	20.8	14:13	64.5	65.8	-
14:14	21.0	21.1	14:14	66.0	66.1	-
14:15	20.0	21.2	14:15	57.3	65.8	-
14:16	17.8	21.2	14:16	55.8	65.5	-
14:17	17.0	21.2	14:17	67.0	66.1	-
14:18	21.5	21.5	14:18	59.5	62.2	-
14:19	20.8	21.2	14:19	69.0	62.2	-
14:20	24.5	21.6	14:20	62.8	62.4	-
14:21	17.8	21.7	14:21	61.0	62.5	-
14:22	17.3	20.5	14:22	60.5	62.1	-
14:23	16.8	19.4	14:23	62.0	62.3	-
14:24	17.5	19.3	14:24	63.0	62.4	-
14:25	20.3	19.4	14:25	61.3	62.5	-
14:26	22.3	19.6	14:26	65.5	62.9	-
14:27	33.0	20.5	14:27	63.5	62.6	-
14:28	23.3	20.7	14:28	69.3	62.9	-

Grand Union Bowling Alley Site
BCP #360222
150 Westchester Avenue, Port Chester
January 25, 2025

Saturday, January 25, 2025						
Number of Instances Where Downwind VOCs Exceeds Upwind VOCs + 5 =						0
Number of Comparable Data Points =						273
Start Time:						9:14
End Time:						14:28
PID DATA						
Upwind			Downwind			Exceeds VOC Alarm Limit
Time	Concentration (ppm)	15-Min Avg Concentration (ppm)	Time	Concentration (ppm)	15-Min Avg Concentration (ppm)	
9:14	-	-	9:14	0.0	-	-
9:15	-	-	9:15	0.0	-	-
9:16	-	-	9:16	0.0	-	-
9:17	-	-	9:17	0.0	-	-
9:18	-	-	9:18	0.0	-	-
9:19	-	-	9:19	0.0	-	-
9:20	-	-	9:20	0.0	-	-
9:21	-	-	9:21	0.0	-	-
9:22	-	-	9:22	0.0	-	-
9:23	-	-	9:23	0.0	-	-
9:24	-	-	9:24	0.0	-	-
9:25	-	-	9:25	0.0	-	-
9:26	-	-	9:26	0.0	-	-
9:27	-	-	9:27	0.0	-	-
9:28	-	-	9:28	0.0	-	-
9:29	-	-	9:29	0.0	0.0	-
9:30	-	-	9:30	0.0	0.0	-
9:31	-	-	9:31	0.0	0.0	-
9:32	-	-	9:32	0.0	0.0	-
9:33	-	-	9:33	0.0	0.0	-
9:34	-	-	9:34	0.0	0.0	-
9:35	-	-	9:35	0.0	0.0	-
9:36	-	-	9:36	0.0	0.0	-
9:37	-	-	9:37	0.0	0.0	-
9:38	-	-	9:38	0.0	0.0	-
9:39	-	-	9:39	0.0	0.0	-
9:40	-	-	9:40	0.0	0.0	-
9:41	0.0	-	9:41	0.0	0.0	-
9:42	0.0	-	9:42	0.0	0.0	-
9:43	0.0	-	9:43	0.0	0.0	-
9:44	0.0	-	9:44	0.0	0.0	-
9:45	0.0	-	9:45	0.0	0.0	-
9:46	0.0	-	9:46	0.0	0.0	-
9:47	0.0	-	9:47	0.0	0.0	-
9:48	0.0	-	9:48	0.0	0.0	-
9:49	0.0	-	9:49	0.0	0.0	-
9:50	0.0	-	9:50	0.0	0.0	-
9:51	0.0	-	9:51	0.0	0.0	-
9:52	0.0	-	9:52	0.0	0.0	-
9:53	0.0	-	9:53	0.0	0.0	-
9:54	0.0	-	9:54	0.0	0.0	-
9:55	0.0	-	9:55	0.0	0.0	-
9:56	0.0	0.0	9:56	0.0	0.0	-

Grand Union Bowling Alley Site
BCP #360222
150 Westchester Avenue, Port Chester
January 25, 2025

PID DATA						
Upwind			Downwind			
Time	Concentration (ppm)	15-Min Avg Concentration (ppm)	Time	Concentration (ppm)	15-Min Avg Concentration (ppm)	Exceeds VOC Alarm Limit
9:57	0.0	0.0	9:57	0.0	0.0	-
9:58	0.0	0.0	9:58	0.0	0.0	-
9:59	0.0	0.0	9:59	0.0	0.0	-
10:00	0.0	0.0	10:00	0.0	0.0	-
10:01	0.0	0.0	10:01	0.0	0.0	-
10:02	0.0	0.0	10:02	0.0	0.0	-
10:03	0.0	0.0	10:03	0.0	0.0	-
10:04	0.0	0.0	10:04	0.0	0.0	-
10:05	0.0	0.0	10:05	0.0	0.0	-
10:06	0.0	0.0	10:06	0.0	0.0	-
10:07	0.0	0.0	10:07	0.0	0.0	-
10:08	0.0	0.0	10:08	0.0	0.0	-
10:09	0.0	0.0	10:09	0.0	0.0	-
10:10	0.0	0.0	10:10	0.0	0.0	-
10:11	0.0	0.0	10:11	0.0	0.0	-
10:12	0.0	0.0	10:12	0.0	0.0	-
10:13	0.0	0.0	10:13	0.0	0.0	-
10:14	0.0	0.0	10:14	0.0	0.0	-
10:15	0.0	0.0	10:15	0.0	0.0	-
10:16	0.0	0.0	10:16	0.0	0.0	-
10:17	0.0	0.0	10:17	0.0	0.0	-
10:18	0.0	0.0	10:18	0.0	0.0	-
10:19	0.0	0.0	10:19	0.0	0.0	-
10:20	0.0	0.0	10:20	0.0	0.0	-
10:21	0.0	0.0	10:21	0.0	0.0	-
10:22	0.0	0.0	10:22	0.0	0.0	-
10:23	0.0	0.0	10:23	0.0	0.0	-
10:24	0.0	0.0	10:24	0.0	0.0	-
10:25	0.0	0.0	10:25	0.0	0.0	-
10:26	0.0	0.0	10:26	0.0	0.0	-
10:27	0.0	0.0	10:27	0.0	0.0	-
10:28	0.0	0.0	10:28	0.0	0.0	-
10:29	0.0	0.0	10:29	0.0	0.0	-
10:30	0.0	0.0	10:30	0.0	0.0	-
10:31	0.0	0.0	10:31	0.0	0.0	-
10:32	0.0	0.0	10:32	0.0	0.0	-
10:33	0.0	0.0	10:33	0.0	0.0	-
10:34	0.0	0.0	10:34	0.0	0.0	-
10:35	0.0	0.0	10:35	0.0	0.0	-
10:36	0.0	0.0	10:36	0.0	0.0	-
10:37	0.0	0.0	10:37	0.0	0.0	-
10:38	0.0	0.0	10:38	0.0	0.0	-
10:39	0.0	0.0	10:39	0.0	0.0	-
10:40	0.0	0.0	10:40	0.0	0.0	-
10:41	0.0	0.0	10:41	0.0	0.0	-
10:42	0.0	0.0	10:42	0.0	0.0	-
10:43	0.0	0.0	10:43	0.0	0.0	-
10:44	0.0	0.0	10:44	0.0	0.0	-

Grand Union Bowling Alley Site
BCP #360222
150 Westchester Avenue, Port Chester
January 25, 2025

PID DATA						
Upwind			Downwind			
Time	Concentration (ppm)	15-Min Avg Concentration (ppm)	Time	Concentration (ppm)	15-Min Avg Concentration (ppm)	Exceeds VOC Alarm Limit
10:45	0.0	0.0	10:45	0.0	0.0	-
10:46	0.0	0.0	10:46	0.0	0.0	-
10:47	0.0	0.0	10:47	0.0	0.0	-
10:48	0.0	0.0	10:48	0.0	0.0	-
10:49	0.0	0.0	10:49	0.0	0.0	-
10:50	0.0	0.0	10:50	0.0	0.0	-
10:51	0.0	0.0	10:51	0.0	0.0	-
10:52	0.0	0.0	10:52	0.0	0.0	-
10:53	0.0	0.0	10:53	0.0	0.0	-
10:54	0.0	0.0	10:54	0.0	0.0	-
10:55	0.0	0.0	10:55	0.0	0.0	-
10:56	0.0	0.0	10:56	0.0	0.0	-
10:57	0.0	0.0	10:57	0.0	0.0	-
10:58	0.0	0.0	10:58	0.0	0.0	-
10:59	0.0	0.0	10:59	0.0	0.0	-
11:00	0.0	0.0	11:00	0.0	0.0	-
11:01	0.0	0.0	11:01	0.0	0.0	-
11:02	0.0	0.0	11:02	0.0	0.0	-
11:03	0.0	0.0	11:03	0.0	0.0	-
11:04	0.0	0.0	11:04	0.0	0.0	-
11:05	0.0	0.0	11:05	0.0	0.0	-
11:06	0.0	0.0	11:06	0.0	0.0	-
11:07	0.0	0.0	11:07	0.0	0.0	-
11:08	0.0	0.0	11:08	0.0	0.0	-
11:09	0.0	0.0	11:09	0.0	0.0	-
11:10	0.0	0.0	11:10	0.0	0.0	-
11:11	0.0	0.0	11:11	0.0	0.0	-
11:12	0.0	0.0	11:12	0.0	0.0	-
11:13	0.0	0.0	11:13	0.0	0.0	-
11:14	0.0	0.0	11:14	0.0	0.0	-
11:15	0.0	0.0	11:15	0.0	0.0	-
11:16	0.0	0.0	11:16	0.0	0.0	-
11:17	0.0	0.0	11:17	0.0	0.0	-
11:18	0.0	0.0	11:18	0.0	0.0	-
11:19	0.0	0.0	11:19	0.0	0.0	-
11:20	0.0	0.0	11:20	0.0	0.0	-
11:21	0.0	0.0	11:21	0.0	0.0	-
11:22	0.0	0.0	11:22	0.0	0.0	-
11:23	0.0	0.0	11:23	0.0	0.0	-
11:24	0.0	0.0	11:24	0.0	0.0	-
11:25	0.0	0.0	11:25	0.0	0.0	-
11:26	0.0	0.0	11:26	0.0	0.0	-
11:27	0.0	0.0	11:27	0.0	0.0	-
11:28	0.0	0.0	11:28	0.0	0.0	-
11:29	0.0	0.0	11:29	0.0	0.0	-
11:30	0.0	0.0	11:30	0.0	0.0	-
11:31	0.0	0.0	11:31	0.0	0.0	-
11:32	0.0	0.0	11:32	0.0	0.0	-

Grand Union Bowling Alley Site
BCP #360222
150 Westchester Avenue, Port Chester
January 25, 2025

PID DATA						
Upwind			Downwind			Exceeds VOC Alarm Limit
Time	Concentration (ppm)	15-Min Avg Concentration (ppm)	Time	Concentration (ppm)	15-Min Avg Concentration (ppm)	
11:33	0.0	0.0	11:33	0.0	0.0	-
11:34	0.0	0.0	11:34	0.0	0.0	-
11:35	0.0	0.0	11:35	0.0	0.0	-
11:36	0.0	0.0	11:36	0.0	0.0	-
11:37	0.0	0.0	11:37	0.0	0.0	-
11:38	0.0	0.0	11:38	0.0	0.0	-
11:39	0.0	0.0	11:39	0.0	0.0	-
11:40	0.0	0.0	11:40	0.0	0.0	-
11:41	0.0	0.0	11:41	0.0	0.0	-
11:42	0.0	0.0	11:42	0.0	0.0	-
11:43	0.0	0.0	11:43	0.0	0.0	-
11:44	0.0	0.0	11:44	0.0	0.0	-
11:45	0.0	0.0	11:45	0.0	0.0	-
11:46	0.0	0.0	11:46	0.0	0.0	-
11:47	0.0	0.0	11:47	0.0	0.0	-
11:48	0.0	0.0	11:48	0.0	0.0	-
11:49	0.0	0.0	11:49	0.0	0.0	-
11:50	0.0	0.0	11:50	0.0	0.0	-
11:51	0.0	0.0	11:51	0.0	0.0	-
11:52	0.0	0.0	11:52	0.0	0.0	-
11:53	0.0	0.0	11:53	0.0	0.0	-
11:54	0.0	0.0	11:54	0.0	0.0	-
11:55	0.0	0.0	11:55	0.0	0.0	-
11:56	0.0	0.0	11:56	0.0	0.0	-
11:57	0.0	0.0	11:57	0.0	0.0	-
11:58	0.0	0.0	11:58	0.0	0.0	-
11:59	0.0	0.0	11:59	0.0	0.0	-
12:00	0.0	0.0	12:00	0.0	0.0	-
12:01	0.0	0.0	12:01	0.0	0.0	-
12:02	0.0	0.0	12:02	0.0	0.0	-
12:03	0.0	0.0	12:03	0.0	0.0	-
12:04	0.0	0.0	12:04	0.0	0.0	-
12:05	0.0	0.0	12:05	0.0	0.0	-
12:06	0.0	0.0	12:06	0.0	0.0	-
12:07	0.0	0.0	12:07	0.0	0.0	-
12:08	0.0	0.0	12:08	0.0	0.0	-
12:09	0.0	0.0	12:09	0.0	0.0	-
12:10	0.0	0.0	12:10	0.0	0.0	-
12:11	0.0	0.0	12:11	0.0	0.0	-
12:12	0.0	0.0	12:12	0.0	0.0	-
12:13	0.0	0.0	12:13	0.0	0.0	-
12:14	0.0	0.0	12:14	0.0	0.0	-
12:15	0.0	0.0	12:15	0.0	0.0	-
12:16	0.0	0.0	12:16	0.0	0.0	-
12:17	0.0	0.0	12:17	0.0	0.0	-
12:18	0.0	0.0	12:18	0.0	0.0	-
12:19	0.0	0.0	12:19	0.0	0.0	-
12:20	0.0	0.0	12:20	0.0	0.0	-

Grand Union Bowling Alley Site
BCP #360222
150 Westchester Avenue, Port Chester
January 25, 2025

PID DATA						
Upwind			Downwind			
Time	Concentration (ppm)	15-Min Avg Concentration (ppm)	Time	Concentration (ppm)	15-Min Avg Concentration (ppm)	Exceeds VOC Alarm Limit
12:21	0.0	0.0	12:21	0.0	0.0	-
12:22	0.0	0.0	12:22	0.0	0.0	-
12:23	0.0	0.0	12:23	0.0	0.0	-
12:24	0.0	0.0	12:24	0.0	0.0	-
12:25	0.0	0.0	12:25	0.0	0.0	-
12:26	0.0	0.0	12:26	0.0	0.0	-
12:27	0.0	0.0	12:27	0.0	0.0	-
12:28	0.0	0.0	12:28	0.0	0.0	-
12:29	0.0	0.0	12:29	0.0	0.0	-
12:30	0.0	0.0	12:30	0.0	0.0	-
12:31	0.0	0.0	12:31	0.0	0.0	-
12:32	0.0	0.0	12:32	0.0	0.0	-
12:33	0.0	0.0	12:33	0.0	0.0	-
12:34	0.0	0.0	12:34	0.0	0.0	-
12:35	0.0	0.0	12:35	0.0	0.0	-
12:36	0.0	0.0	12:36	0.0	0.0	-
12:37	0.0	0.0	12:37	0.0	0.0	-
12:38	0.0	0.0	12:38	0.0	0.0	-
12:39	0.0	0.0	12:39	0.0	0.0	-
12:40	0.0	0.0	12:40	0.0	0.0	-
12:41	0.0	0.0	12:41	0.0	0.0	-
12:42	0.0	0.0	12:42	0.0	0.0	-
12:43	0.0	0.0	12:43	0.0	0.0	-
12:44	0.0	0.0	12:44	0.0	0.0	-
12:45	0.0	0.0	12:45	0.0	0.0	-
12:46	0.0	0.0	12:46	0.0	0.0	-
12:47	0.0	0.0	12:47	0.0	0.0	-
12:48	0.0	0.0	12:48	0.0	0.0	-
12:49	0.0	0.0	12:49	0.0	0.0	-
12:50	0.0	0.0	12:50	0.0	0.0	-
12:51	0.0	0.0	12:51	0.0	0.0	-
12:52	0.0	0.0	12:52	0.0	0.0	-
12:53	0.0	0.0	12:53	0.0	0.0	-
12:54	0.0	0.0	12:54	0.0	0.0	-
12:55	0.0	0.0	12:55	0.0	0.0	-
12:56	0.0	0.0	12:56	0.0	0.0	-
12:57	0.0	0.0	12:57	0.0	0.0	-
12:58	0.0	0.0	12:58	0.0	0.0	-
12:59	0.0	0.0	12:59	0.0	0.0	-
13:00	0.0	0.0	13:00	0.0	0.0	-
13:01	0.0	0.0	13:01	0.0	0.0	-
13:02	0.0	0.0	13:02	0.0	0.0	-
13:03	0.0	0.0	13:03	0.0	0.0	-
13:04	0.0	0.0	13:04	0.0	0.0	-
13:05	0.0	0.0	13:05	0.0	0.0	-
13:06	0.0	0.0	13:06	0.0	0.0	-
13:07	0.0	0.0	13:07	0.0	0.0	-
13:08	0.0	0.0	13:08	0.0	0.0	-

Grand Union Bowling Alley Site
BCP #360222
150 Westchester Avenue, Port Chester
January 25, 2025

PID DATA						
Upwind			Downwind			
Time	Concentration (ppm)	15-Min Avg Concentration (ppm)	Time	Concentration (ppm)	15-Min Avg Concentration (ppm)	Exceeds VOC Alarm Limit
13:09	0.0	0.0	13:09	0.0	0.0	-
13:10	0.0	0.0	13:10	0.0	0.0	-
13:11	0.0	0.0	13:11	0.0	0.0	-
13:12	0.0	0.0	13:12	0.0	0.0	-
13:13	0.0	0.0	13:13	0.0	0.0	-
13:14	0.0	0.0	13:14	0.0	0.0	-
13:15	0.0	0.0	13:15	0.0	0.0	-
13:16	0.0	0.0	13:16	0.0	0.0	-
13:17	0.0	0.0	13:17	0.0	0.0	-
13:18	0.0	0.0	13:18	0.0	0.0	-
13:19	0.0	0.0	13:19	0.0	0.0	-
13:20	0.0	0.0	13:20	0.0	0.0	-
13:21	0.0	0.0	13:21	0.0	0.0	-
13:22	0.0	0.0	13:22	0.0	0.0	-
13:23	0.0	0.0	13:23	0.0	0.0	-
13:24	0.0	0.0	13:24	0.0	0.0	-
13:25	0.0	0.0	13:25	0.0	0.0	-
13:26	0.0	0.0	13:26	0.0	0.0	-
13:27	0.0	0.0	13:27	0.0	0.0	-
13:28	0.0	0.0	13:28	0.0	0.0	-
13:29	0.0	0.0	13:29	0.0	0.0	-
13:30	0.0	0.0	13:30	0.0	0.0	-
13:31	0.0	0.0	13:31	0.0	0.0	-
13:32	0.0	0.0	13:32	0.0	0.0	-
13:33	0.0	0.0	13:33	0.0	0.0	-
13:34	0.0	0.0	13:34	0.0	0.0	-
13:35	0.0	0.0	13:35	0.0	0.0	-
13:36	0.0	0.0	13:36	0.0	0.0	-
13:37	0.0	0.0	13:37	0.0	0.0	-
13:38	0.0	0.0	13:38	0.0	0.0	-
13:39	0.0	0.0	13:39	0.0	0.0	-
13:40	0.0	0.0	13:40	0.0	0.0	-
13:41	0.0	0.0	13:41	0.0	0.0	-
13:42	0.0	0.0	13:42	0.0	0.0	-
13:43	0.0	0.0	13:43	0.0	0.0	-
13:44	0.0	0.0	13:44	0.0	0.0	-
13:45	0.0	0.0	13:45	0.0	0.0	-
13:46	0.0	0.0	13:46	0.0	0.0	-
13:47	0.0	0.0	13:47	0.0	0.0	-
13:48	0.0	0.0	13:48	0.0	0.0	-
13:49	0.0	0.0	13:49	0.0	0.0	-
13:50	0.0	0.0	13:50	0.0	0.0	-
13:51	0.0	0.0	13:51	0.0	0.0	-
13:52	0.0	0.0	13:52	0.0	0.0	-
13:53	0.0	0.0	13:53	0.0	0.0	-
13:54	0.0	0.0	13:54	0.0	0.0	-
13:55	0.0	0.0	13:55	0.0	0.0	-
13:56	0.0	0.0	13:56	0.0	0.0	-

Grand Union Bowling Alley Site
BCP #360222
150 Westchester Avenue, Port Chester
January 25, 2025

PID DATA						
Upwind			Downwind			
Time	Concentration (ppm)	15-Min Avg Concentration (ppm)	Time	Concentration (ppm)	15-Min Avg Concentration (ppm)	Exceeds VOC Alarm Limit
13:57	0.0	0.0	13:57	0.0	0.0	-
13:58	0.0	0.0	13:58	0.0	0.0	-
13:59	0.0	0.0	13:59	0.0	0.0	-
14:00	0.0	0.0	14:00	0.0	0.0	-
14:01	0.0	0.0	14:01	0.0	0.0	-
14:02	0.0	0.0	14:02	0.0	0.0	-
14:03	0.0	0.0	14:03	0.0	0.0	-
14:04	0.0	0.0	14:04	0.0	0.0	-
14:05	0.0	0.0	14:05	0.0	0.0	-
14:06	0.0	0.0	14:06	0.0	0.0	-
14:07	0.0	0.0	14:07	0.0	0.0	-
14:08	0.0	0.0	14:08	0.0	0.0	-
14:09	0.0	0.0	14:09	0.0	0.0	-
14:10	0.0	0.0	14:10	0.0	0.0	-
14:11	0.0	0.0	14:11	0.0	0.0	-
14:12	0.0	0.0	14:12	0.0	0.0	-
14:13	0.0	0.0	14:13	0.0	0.0	-
14:14	0.0	0.0	14:14	0.0	0.0	-
14:15	0.0	0.0	14:15	0.0	0.0	-
14:16	0.0	0.0	14:16	0.0	0.0	-
14:17	0.0	0.0	14:17	0.0	0.0	-
14:18	0.0	0.0	14:18	0.0	0.0	-
14:19	0.0	0.0	14:19	0.0	0.0	-
14:20	0.0	0.0	14:20	0.0	0.0	-
14:21	0.0	0.0	14:21	0.0	0.0	-
14:22	0.0	0.0	14:22	0.0	0.0	-
14:23	0.0	0.0	14:23	0.0	0.0	-
14:24	0.0	0.0	14:24	0.0	0.0	-
14:25	0.0	0.0	14:25	0.0	0.0	-
14:26	0.0	0.0	14:26	0.0	0.0	-
14:27	0.0	0.0	14:27	0.0	0.0	-
14:28	0.0	0.0	14:28	0.0	0.0	-

SESI CONSULTING ENGINEERS

959 US-46 Floor 3, Suite 300 - Parsippany-Troy Hills, NJ

DAILY AIR MONITORING REPORT
150 Westchester Avenue
Port Chester, New York

01/27/2025

Rev. No. 0 | Page 1 of 2

Project Number: 11895A

Dust Action Level: 150 µg/m^3

VOC Action Level: 5 ppm

Weather Data Range for Work Day		Wind Direction	SW	Relative Humidity (%)	37.0 - 58.0	Daily Rain Total (in)	0.00	Readings in the summary table and graphs below are the reported downwind concentrations.
Temperature (°F)	32.0 - 41.0	Wind Speed (MPH)	3.5 - 7.3	Barometer (inHg)	29.80 - 30.00	Avg. Dew Point Temp (°F)	18.1	

Station Location	Daily Avg. Dust Concentration (µg/m^3)	Max 15-Min Dust Concentration (µg/m^3)	Time of Max Dust Reading	Daily Avg. VOC Concentration (ppm)	Max 15-Min VOC Concentration (ppm)	Time of Max VOC Reading
Upwind	23.5	66.8	10:08	0.0	0.0	9:26
Downwind	67.0	79.7	13:31	0.0	0.0	9:24

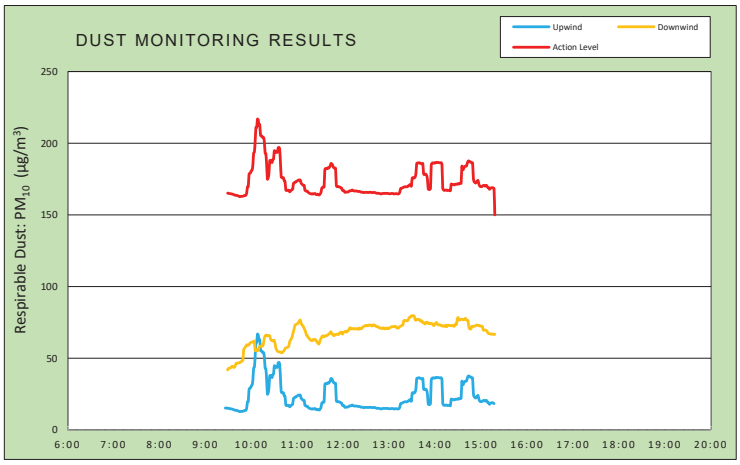

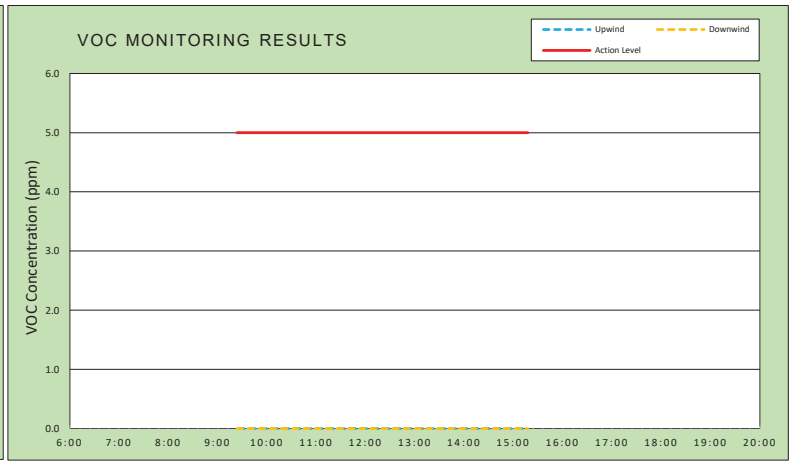

Air Monitoring Notes:

Weather Notes:

EMILCOTT
A Triumvirate Environmental Company

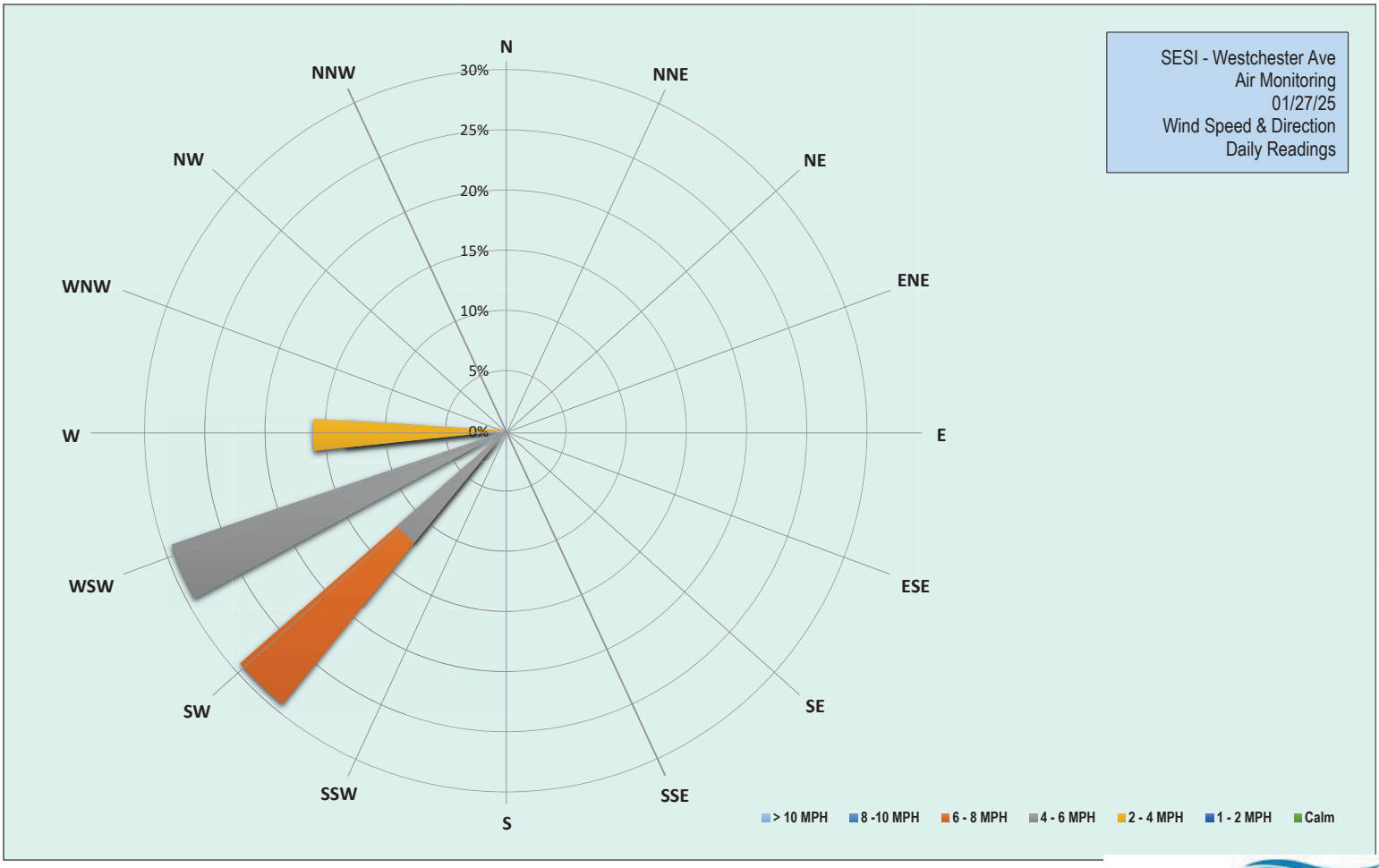

EMILCOTT
A Triumvirate Environmental Company

Grand Union Bowling Alley Site
BCP #360222
150 Westchester Avenue, Port Chester
January 27, 2025

Monday, January 27, 2025						
Number of Instances Where Downwind Particulates Exceeds Upwind Particulate + 150 =						0
Number of Comparable Data Points =						349
Start Time:						9:11
End Time:						15:18
PARTICULATE DATA						
Upwind			Downwind			Exceeds Particulate Alarm Limit
Time	Concentration (ug/m^3)	15-Min Avg Concentration (ug/m^3)	Time	Concentration (ug/m^3)	15-Min Avg Concentration (ug/m^3)	
9:11	17.0	-	9:11	-	-	-
9:12	16.5	-	9:12	-	-	-
9:13	14.3	-	9:13	-	-	-
9:14	16.5	-	9:14	20.5	-	-
9:15	14.5	-	9:15	38.3	-	-
9:16	16.0	-	9:16	38.3	-	-
9:17	13.3	-	9:17	37.0	-	-
9:18	15.3	-	9:18	39.0	-	-
9:19	13.5	-	9:19	35.3	-	-
9:20	15.3	-	9:20	37.8	-	-
9:21	16.3	-	9:21	49.8	-	-
9:22	17.8	-	9:22	50.8	-	-
9:23	14.8	-	9:23	37.5	-	-
9:24	16.3	-	9:24	40.8	-	-
9:25	14.5	-	9:25	38.8	-	-
9:26	15.0	15.3	9:26	57.5	-	-
9:27	15.8	15.3	9:27	43.5	-	-
9:28	15.0	15.3	9:28	42.5	-	-
9:29	13.8	15.1	9:29	41.5	41.9	-
9:30	15.5	15.2	9:30	52.8	42.8	-
9:31	12.3	14.9	9:31	40.3	43.0	-
9:32	12.3	14.9	9:32	42.0	43.3	-
9:33	13.5	14.8	9:33	40.5	43.4	-
9:34	12.5	14.7	9:34	42.8	43.9	-
9:35	13.0	14.5	9:35	46.3	44.5	-
9:36	13.5	14.4	9:36	43.5	44.1	-
9:37	14.8	14.2	9:37	43.8	43.6	-
9:38	11.5	13.9	9:38	40.8	43.8	-
9:39	12.5	13.7	9:39	55.0	44.8	-
9:40	14.5	13.7	9:40	64.8	46.5	-
9:41	14.3	13.6	9:41	55.2	46.3	-
9:42	12.5	13.4	9:42	48.4	46.7	-
9:43	11.5	13.2	9:43	43.6	46.7	-
9:44	11.0	13.0	9:44	44.4	46.9	-
9:45	11.3	12.7	9:45	51.6	46.9	-
9:46	15.3	12.9	9:46	50.0	47.5	-
9:47	13.0	13.0	9:47	45.8	47.8	-
9:48	13.5	13.0	9:48	47.8	48.2	-
9:49	14.0	13.1	9:49	46.2	48.5	-
9:50	15.8	13.3	9:50	161.2	56.1	-
9:51	18.5	13.6	9:51	55.2	56.9	-

Grand Union Bowling Alley Site
BCP #360222
150 Westchester Avenue, Port Chester
January 27, 2025

PARTICULATE DATA						
Upwind			Downwind			Exceeds Particulate Alarm Limit
Time	Concentration (ug/m^3)	15-Min Avg Concentration (ug/m^3)	Time	Concentration (ug/m^3)	15-Min Avg Concentration (ug/m^3)	
9:52	14.0	13.5	9:52	55.4	57.7	-
9:53	16.3	13.9	9:53	53.0	58.5	-
9:54	38.5	15.6	9:54	69.0	59.4	-
9:55	77.0	19.8	9:55	59.6	59.1	-
9:56	15.5	19.8	9:56	56.2	59.2	-
9:57	139.8	28.3	9:57	55.0	59.6	-
9:58	23.8	29.1	9:58	55.4	60.4	-
9:59	13.5	29.3	9:59	52.8	60.9	-
10:00	36.8	31.0	10:00	54.6	61.1	-
10:01	19.5	31.3	10:01	51.6	61.3	-
10:02	64.5	34.7	10:02	49.0	61.5	-
10:03	139.8	43.1	10:03	48.8	61.5	-
10:04	24.5	43.8	10:04	54.6	62.1	-
10:05	129.3	51.4	10:05	59.2	55.3	-
10:06	163.0	61.0	10:06	63.2	55.8	-
10:07	14.0	61.0	10:07	51.8	55.6	-
10:08	103.0	66.8	10:08	62.2	56.2	-
10:09	30.5	66.3	10:09	57.2	55.4	-
10:10	22.3	62.6	10:10	88.0	57.3	-
10:11	21.5	63.0	10:11	69.6	58.2	-
10:12	26.0	55.5	10:12	59.2	58.5	-
10:13	17.8	55.1	10:13	58.0	58.7	-
10:14	12.0	55.0	10:14	50.4	58.5	-
10:15	20.0	53.8	10:15	56.4	58.6	-
10:16	22.3	54.0	10:16	85.0	60.8	-
10:17	20.3	51.1	10:17	97.8	64.1	-
10:18	21.8	43.2	10:18	69.8	65.5	-
10:19	15.8	42.6	10:19	63.8	66.1	-
10:20	15.0	35.0	10:20	58.2	66.0	-
10:21	12.5	25.0	10:21	57.0	65.6	-
10:22	28.0	25.9	10:22	56.4	65.9	-
10:23	150.5	29.1	10:23	59.0	65.7	-
10:24	163.5	37.9	10:24	57.0	65.7	-
10:25	23.3	38.0	10:25	56.4	63.6	-
10:26	12.0	37.4	10:26	55.4	62.7	-
10:27	12.8	36.5	10:27	52.8	62.2	-
10:28	49.8	38.6	10:28	54.4	62.0	-
10:29	16.3	38.9	10:29	58.0	62.5	-
10:30	109.0	44.8	10:30	55.4	62.4	-
10:31	17.0	44.5	10:31	51.4	60.2	-
10:32	10.3	43.8	10:32	52.4	57.2	-
10:33	18.8	43.6	10:33	51.2	55.9	-
10:34	16.8	43.7	10:34	50.8	55.1	-
10:35	61.0	46.8	10:35	52.4	54.7	-
10:36	18.3	47.1	10:36	53.8	54.5	-
10:37	12.0	46.1	10:37	57.2	54.5	-
10:38	12.5	36.9	10:38	55.0	54.2	-
10:39	11.0	26.7	10:39	52.4	53.9	-

Grand Union Bowling Alley Site
BCP #360222
150 Westchester Avenue, Port Chester
January 27, 2025

PARTICULATE DATA						
Upwind			Downwind			Exceeds Particulate Alarm Limit
Time	Concentration (ug/m^3)	15-Min Avg Concentration (ug/m^3)	Time	Concentration (ug/m^3)	15-Min Avg Concentration (ug/m^3)	
10:40	11.8	25.9	10:40	56.0	53.9	-
10:41	12.3	26.0	10:41	61.0	54.3	-
10:42	13.0	26.0	10:42	62.8	54.9	-
10:43	16.0	23.7	10:43	64.2	55.6	-
10:44	13.0	23.5	10:44	74.8	56.7	-
10:45	18.3	17.5	10:45	62.6	57.2	-
10:46	10.3	17.0	10:46	54.2	57.4	-
10:47	12.0	17.1	10:47	55.0	57.6	-
10:48	20.5	17.2	10:48	55.0	57.8	-
10:49	15.0	17.1	10:49	63.6	58.7	-
10:50	46.3	16.1	10:50	94.0	61.4	-
10:51	25.0	16.6	10:51	69.8	62.5	-
10:52	20.3	17.1	10:52	71.4	63.5	-
10:53	18.8	17.6	10:53	71.4	64.5	-
10:54	17.3	18.0	10:54	83.0	66.6	-
10:55	70.8	21.9	10:55	89.0	68.8	-
10:56	18.8	22.3	10:56	90.0	70.7	-
10:57	21.0	22.9	10:57	96.8	73.0	-
10:58	16.0	22.9	10:58	71.4	73.5	-
10:59	22.5	23.5	10:59	80.6	73.9	-
11:00	21.5	23.7	11:00	65.8	74.1	-
11:01	15.8	24.1	11:01	61.0	74.5	-
11:02	16.5	24.4	11:02	70.2	75.5	-
11:03	19.3	24.3	11:03	66.2	76.3	-
11:04	14.8	24.3	11:04	69.0	76.6	-
11:05	14.3	22.2	11:05	61.2	74.5	-
11:06	17.0	21.6	11:06	54.2	73.4	-
11:07	10.8	21.0	11:07	64.4	72.9	-
11:08	13.0	20.6	11:08	56.8	72.0	-
11:09	18.0	20.7	11:09	65.0	70.8	-
11:10	19.0	17.2	11:10	71.8	69.6	-
11:11	13.8	16.9	11:11	68.2	68.2	-
11:12	15.5	16.5	11:12	65.6	66.1	-
11:13	17.0	16.6	11:13	70.6	66.0	-
11:14	13.3	16.0	11:14	60.0	64.7	-
11:15	13.0	15.4	11:15	57.4	64.1	-
11:16	11.5	15.1	11:16	54.4	63.7	-
11:17	13.3	14.9	11:17	57.0	62.8	-
11:18	15.8	14.7	11:18	63.0	62.6	-
11:19	14.5	14.6	11:19	63.8	62.2	-
11:20	17.0	14.8	11:20	70.0	62.8	-
11:21	13.0	14.6	11:21	58.3	63.1	-
11:22	13.3	14.7	11:22	58.0	62.7	-
11:23	16.8	15.0	11:23	62.5	63.0	-
11:24	12.5	14.6	11:24	64.0	63.0	-
11:25	11.5	14.1	11:25	57.3	62.0	-
11:26	19.5	14.5	11:26	55.5	61.2	-
11:27	12.3	14.3	11:27	57.0	60.6	-

Grand Union Bowling Alley Site
BCP #360222
150 Westchester Avenue, Port Chester
January 27, 2025

PARTICULATE DATA						
Upwind			Downwind			Exceeds Particulate Alarm Limit
Time	Concentration (ug/m^3)	15-Min Avg Concentration (ug/m^3)	Time	Concentration (ug/m^3)	15-Min Avg Concentration (ug/m^3)	
11:28	11.8	13.9	11:28	60.0	59.9	-
11:29	15.3	14.1	11:29	75.5	60.9	-
11:30	23.3	14.7	11:30	85.5	62.8	-
11:31	26.8	15.8	11:31	68.3	63.7	-
11:32	56.3	18.6	11:32	74.5	64.9	-
11:33	24.0	19.2	11:33	73.0	65.5	-
11:34	20.0	19.5	11:34	64.8	65.6	-
11:35	14.8	19.4	11:35	60.5	65.0	-
11:36	198.0	31.7	11:36	62.5	65.3	-
11:37	24.0	32.4	11:37	66.0	65.8	-
11:38	13.5	32.2	11:38	63.0	65.8	-
11:39	14.5	32.4	11:39	65.5	65.9	-
11:40	20.5	33.0	11:40	64.0	66.4	-
11:41	14.8	32.6	11:41	63.0	66.9	-
11:42	22.5	33.3	11:42	61.0	67.1	-
11:43	24.0	34.1	11:43	72.3	68.0	-
11:44	41.3	35.9	11:44	84.3	68.5	-
11:45	19.3	35.6	11:45	65.0	67.2	-
11:46	16.0	34.9	11:46	63.3	66.8	-
11:47	34.0	33.4	11:47	64.5	66.2	-
11:48	16.0	32.9	11:48	66.5	65.7	-
11:49	15.5	32.6	11:49	75.8	66.5	-
11:50	15.0	32.6	11:50	60.3	66.5	-
11:51	15.3	20.4	11:51	67.5	66.8	-
11:52	13.5	19.7	11:52	65.5	66.8	-
11:53	14.0	19.7	11:53	63.0	66.8	-
11:54	15.3	19.8	11:54	62.5	66.6	-
11:55	15.3	19.4	11:55	79.3	67.6	-
11:56	13.5	19.4	11:56	63.0	67.6	-
11:57	15.0	18.9	11:57	72.0	68.3	-
11:58	21.3	18.7	11:58	65.8	67.9	-
11:59	19.0	17.2	11:59	68.8	66.8	-
12:00	16.0	17.0	12:00	78.8	67.8	-
12:01	16.0	17.0	12:01	72.0	68.3	-
12:02	16.8	15.8	12:02	68.3	68.6	-
12:03	15.8	15.8	12:03	68.3	68.7	-
12:04	17.5	15.9	12:04	68.3	68.2	-
12:05	15.8	16.0	12:05	72.8	69.0	-
12:06	14.5	15.9	12:06	66.3	69.0	-
12:07	17.8	16.2	12:07	74.5	69.6	-
12:08	21.5	16.7	12:08	77.0	70.5	-
12:09	17.3	16.9	12:09	75.8	71.4	-
12:10	14.8	16.8	12:10	64.0	70.4	-
12:11	18.0	17.1	12:11	70.5	70.9	-
12:12	19.3	17.4	12:12	67.3	70.5	-
12:13	15.3	17.0	12:13	66.3	70.6	-
12:14	15.3	16.8	12:14	72.0	70.8	-
12:15	14.5	16.7	12:15	73.0	70.4	-

Grand Union Bowling Alley Site
BCP #360222
150 Westchester Avenue, Port Chester
January 27, 2025

PARTICULATE DATA						
Upwind			Downwind			Exceeds Particulate Alarm Limit
Time	Concentration (ug/m^3)	15-Min Avg Concentration (ug/m^3)	Time	Concentration (ug/m^3)	15-Min Avg Concentration (ug/m^3)	
12:16	16.3	16.7	12:16	73.8	70.5	-
12:17	17.3	16.7	12:17	70.3	70.7	-
12:18	15.0	16.7	12:18	67.8	70.6	-
12:19	13.8	16.4	12:19	66.8	70.5	-
12:20	14.8	16.3	12:20	66.8	70.1	-
12:21	16.0	16.4	12:21	79.8	71.0	-
12:22	15.0	16.3	12:22	74.0	71.0	-
12:23	17.0	16.0	12:23	70.0	70.5	-
12:24	15.5	15.8	12:24	79.5	70.8	-
12:25	14.8	15.8	12:25	74.0	71.4	-
12:26	16.3	15.7	12:26	78.8	72.0	-
12:27	16.3	15.5	12:27	70.3	72.2	-
12:28	17.8	15.7	12:28	72.3	72.6	-
12:29	16.3	15.8	12:29	75.3	72.8	-
12:30	15.3	15.8	12:30	75.3	73.0	-
12:31	15.8	15.8	12:31	67.8	72.6	-
12:32	15.3	15.6	12:32	74.0	72.8	-
12:33	15.3	15.7	12:33	68.8	72.9	-
12:34	16.0	15.8	12:34	73.0	73.3	-
12:35	15.0	15.8	12:35	65.3	73.2	-
12:36	14.3	15.7	12:36	75.5	72.9	-
12:37	16.3	15.8	12:37	70.0	72.6	-
12:38	13.8	15.6	12:38	69.3	72.6	-
12:39	15.5	15.6	12:39	91.0	73.4	-
12:40	17.3	15.7	12:40	68.8	73.0	-
12:41	15.3	15.7	12:41	79.8	73.1	-
12:42	13.3	15.5	12:42	65.3	72.7	-
12:43	14.3	15.2	12:43	64.8	72.2	-
12:44	13.8	15.1	12:44	75.8	72.3	-
12:45	15.8	15.1	12:45	68.5	71.8	-
12:46	16.0	15.1	12:46	68.5	71.9	-
12:47	13.8	15.0	12:47	65.3	71.3	-
12:48	12.8	14.9	12:48	67.0	71.2	-
12:49	13.0	14.7	12:49	67.0	70.8	-
12:50	16.0	14.7	12:50	69.8	71.1	-
12:51	18.0	15.0	12:51	71.8	70.8	-
12:52	15.8	14.9	12:52	74.5	71.1	-
12:53	15.0	15.0	12:53	70.8	71.2	-
12:54	16.0	15.1	12:54	79.8	70.5	-
12:55	15.8	15.0	12:55	77.8	71.1	-
12:56	16.5	15.0	12:56	73.5	70.7	-
12:57	14.0	15.1	12:57	68.3	70.9	-
12:58	12.8	15.0	12:58	69.8	71.2	-
12:59	12.5	14.9	12:59	68.0	70.7	-
13:00	13.5	14.8	13:00	73.5	71.0	-
13:01	16.8	14.8	13:01	71.3	71.2	-
13:02	14.5	14.9	13:02	73.5	71.7	-
13:03	13.8	14.9	13:03	70.3	72.0	-

Grand Union Bowling Alley Site
BCP #360222
150 Westchester Avenue, Port Chester
January 27, 2025

PARTICULATE DATA						
Upwind			Downwind			Exceeds Particulate Alarm Limit
Time	Concentration (ug/m^3)	15-Min Avg Concentration (ug/m^3)	Time	Concentration (ug/m^3)	15-Min Avg Concentration (ug/m^3)	
13:04	14.3	15.0	13:04	69.0	72.1	-
13:05	14.3	14.9	13:05	67.8	72.0	-
13:06	14.8	14.7	13:06	73.8	72.1	-
13:07	15.8	14.7	13:07	76.5	72.2	-
13:08	17.5	14.8	13:08	72.8	72.4	-
13:09	16.0	14.8	13:09	72.3	71.9	-
13:10	14.5	14.8	13:10	67.8	71.2	-
13:11	15.0	14.7	13:11	71.0	71.0	-
13:12	14.0	14.7	13:12	69.0	71.1	-
13:13	17.0	14.9	13:13	79.3	71.7	-
13:14	30.5	16.1	13:14	74.0	72.1	-
13:15	48.3	18.5	13:15	78.8	72.5	-
13:16	17.0	18.5	13:16	74.5	72.7	-
13:17	20.5	18.9	13:17	79.0	73.0	-
13:18	15.5	19.0	13:18	76.5	73.5	-
13:19	19.8	19.4	13:19	109.3	76.1	-
13:20	17.8	19.6	13:20	72.3	76.4	-
13:21	15.8	19.7	13:21	71.8	76.3	-
13:22	16.3	19.7	13:22	73.3	76.1	-
13:23	16.8	19.6	13:23	75.8	76.3	-
13:24	17.5	19.7	13:24	72.8	76.3	-
13:25	22.8	20.3	13:25	77.3	77.0	-
13:26	20.5	20.7	13:26	89.3	78.2	-
13:27	20.5	21.1	13:27	76.8	78.7	-
13:28	16.3	21.0	13:28	80.3	78.8	-
13:29	16.0	20.1	13:29	87.3	79.6	-
13:30	129.3	25.5	13:30	75.3	79.4	-
13:31	26.5	26.1	13:31	78.8	79.7	-
13:32	15.3	25.8	13:32	77.8	79.6	-
13:33	17.0	25.9	13:33	70.3	79.2	-
13:34	30.5	26.6	13:34	73.0	76.8	-
13:35	53.3	28.9	13:35	69.5	76.6	-
13:36	120.0	35.9	13:36	81.5	77.2	-
13:37	21.0	36.2	13:37	72.5	77.2	-
13:38	16.0	36.2	13:38	73.0	77.0	-
13:39	22.0	36.5	13:39	74.0	77.1	-
13:40	19.8	36.3	13:40	74.0	76.9	-
13:41	16.0	36.0	13:41	72.3	75.7	-
13:42	16.3	35.7	13:42	83.8	76.2	-
13:43	17.8	35.8	13:43	75.8	75.9	-
13:44	18.3	35.9	13:44	71.0	74.8	-
13:45	20.0	28.6	13:45	76.3	74.9	-
13:46	18.5	28.1	13:46	72.0	74.4	-
13:47	19.5	28.4	13:47	69.0	73.9	-
13:48	16.5	28.4	13:48	87.5	75.0	-
13:49	17.5	27.5	13:49	73.3	75.0	-
13:50	15.3	25.0	13:50	71.5	75.2	-
13:51	17.8	18.1	13:51	67.5	74.2	-

Grand Union Bowling Alley Site
BCP #360222
150 Westchester Avenue, Port Chester
January 27, 2025

PARTICULATE DATA						
Upwind			Downwind			Exceeds Particulate Alarm Limit
Time	Concentration (ug/m^3)	15-Min Avg Concentration (ug/m^3)	Time	Concentration (ug/m^3)	15-Min Avg Concentration (ug/m^3)	
13:52	14.8	17.7	13:52	74.0	74.3	-
13:53	16.0	17.7	13:53	73.5	74.4	-
13:54	33.5	18.5	13:54	69.3	74.0	-
13:55	266.8	35.0	13:55	78.0	74.3	-
13:56	31.0	36.0	13:56	70.0	74.2	-
13:57	22.8	36.4	13:57	72.3	73.4	-
13:58	14.5	36.2	13:58	69.0	72.9	-
13:59	19.0	36.2	13:59	71.3	73.0	-
14:00	18.0	36.1	14:00	92.3	74.0	-
14:01	27.8	36.7	14:01	82.8	74.7	-
14:02	17.5	36.6	14:02	70.8	74.9	-
14:03	16.8	36.6	14:03	70.8	73.7	-
14:04	17.0	36.6	14:04	67.3	73.3	-
14:05	14.5	36.5	14:05	71.5	73.3	-
14:06	15.0	36.3	14:06	68.5	73.4	-
14:07	15.8	36.4	14:07	68.5	73.0	-
14:08	16.0	36.4	14:08	68.8	72.7	-
14:09	14.8	35.1	14:09	72.5	72.9	-
14:10	18.0	18.6	14:10	70.0	72.4	-
14:11	15.5	17.5	14:11	69.8	72.4	-
14:12	16.3	17.1	14:12	70.5	72.3	-
14:13	17.8	17.3	14:13	74.5	72.6	-
14:14	18.8	17.3	14:14	79.0	73.2	-
14:15	19.8	17.4	14:15	74.3	72.0	-
14:16	22.3	17.0	14:16	97.3	72.9	-
14:17	18.3	17.1	14:17	73.5	73.1	-
14:18	18.3	17.2	14:18	68.8	73.0	-
14:19	14.0	17.0	14:19	67.3	73.0	-
14:20	12.5	16.9	14:20	67.3	72.7	-
14:21	85.0	21.5	14:21	69.3	72.7	-
14:22	14.5	21.4	14:22	71.8	73.0	-
14:23	13.8	21.3	14:23	66.5	72.8	-
14:24	13.3	21.2	14:24	67.0	72.4	-
14:25	13.5	20.9	14:25	67.5	72.3	-
14:26	20.5	21.2	14:26	86.5	73.4	-
14:27	20.0	21.5	14:27	78.3	73.9	-
14:28	17.0	21.4	14:28	70.3	73.6	-
14:29	18.0	21.4	14:29	134.8	77.3	-
14:30	27.3	21.9	14:30	90.5	78.4	-
14:31	17.0	21.5	14:31	74.0	76.9	-
14:32	22.5	21.8	14:32	69.8	76.6	-
14:33	20.8	22.0	14:33	75.3	77.1	-
14:34	14.3	22.0	14:34	68.3	77.1	-
14:35	190.0	33.8	14:35	68.3	77.2	-
14:36	51.3	31.6	14:36	68.0	77.1	-
14:37	18.8	31.9	14:37	67.3	76.8	-
14:38	38.0	33.5	14:38	69.0	77.0	-
14:39	19.3	33.9	14:39	77.0	77.6	-

Grand Union Bowling Alley Site
BCP #360222
150 Westchester Avenue, Port Chester
January 27, 2025

PARTICULATE DATA						
Upwind			Downwind			Exceeds Particulate Alarm Limit
Time	Concentration (ug/m^3)	15-Min Avg Concentration (ug/m^3)	Time	Concentration (ug/m^3)	15-Min Avg Concentration (ug/m^3)	
14:40	15.0	34.0	14:40	70.0	77.8	-
14:41	22.3	34.1	14:41	71.3	76.8	-
14:42	47.8	35.9	14:42	73.3	76.5	-
14:43	38.5	37.4	14:43	66.3	76.2	-
14:44	23.0	37.7	14:44	72.5	72.0	-
14:45	17.5	37.1	14:45	69.8	70.7	-
14:46	17.5	37.1	14:46	69.8	70.4	-
14:47	15.5	36.6	14:47	74.8	70.7	-
14:48	16.5	36.3	14:48	100.5	72.4	-
14:49	15.0	36.4	14:49	66.0	72.2	-
14:50	27.8	25.6	14:50	69.3	72.3	-
14:51	15.5	23.2	14:51	69.5	72.4	-
14:52	13.0	22.8	14:52	67.3	72.4	-
14:53	28.8	22.2	14:53	74.5	72.8	-
14:54	32.8	23.1	14:54	83.0	73.2	-
14:55	19.8	23.4	14:55	70.0	73.2	-
14:56	33.5	24.2	14:56	67.5	72.9	-
14:57	14.8	22.0	14:57	68.3	72.6	-
14:58	15.3	20.4	14:58	70.0	72.8	-
14:59	14.5	19.8	14:59	68.0	72.5	-
15:00	16.0	19.7	15:00	67.0	72.4	-
15:01	17.8	19.8	15:01	70.5	72.4	-
15:02	22.3	20.2	15:02	66.5	71.9	-
15:03	21.3	20.5	15:03	66.3	69.6	-
15:04	16.5	20.6	15:04	67.8	69.7	-
15:05	20.0	20.1	15:05	68.8	69.7	-
15:06	18.0	20.3	15:06	67.8	69.5	-
15:07	18.8	20.7	15:07	65.3	69.4	-
15:08	18.0	19.9	15:08	64.5	68.7	-
15:09	19.3	19.0	15:09	66.0	67.6	-
15:10	19.5	19.0	15:10	65.0	67.3	-
15:11	16.0	17.9	15:11	65.5	67.1	-
15:12	26.0	18.6	15:12	67.5	67.1	-
15:13	18.5	18.8	15:13	66.5	66.9	-
15:14	16.5	19.0	15:14	66.0	66.7	-
15:15	16.8	19.0	15:15	70.5	67.0	-
15:16	15.0	18.8	15:16	66.8	66.7	-
15:17	15.0	18.3	15:17	66.5	66.7	-
15:18	-	-	15:18	65.8	66.7	-

Grand Union Bowling Alley Site
BCP #360222
150 Westchester Avenue, Port Chester
January 27, 2025

Monday, January 27, 2025						
					Number of Instances Where Downwind VOCs Exceeds Upwind VOCs + 5 =	0
					Number of Comparable Data Points =	352
					Start Time:	9:09
					End Time:	15:18
PID DATA						
Upwind			Downwind			
Time	Concentration (ppm)	15-Min Avg Concentration (ppm)	Time	Concentration (ppm)	15-Min Avg Concentration (ppm)	Exceeds VOC Alarm Limit
9:09	-	-	9:09	0.0	-	-
9:10	-	-	9:10	0.0	-	-
9:11	0.0	-	9:11	0.0	-	-
9:12	0.0	-	9:12	0.0	-	-
9:13	0.0	-	9:13	0.0	-	-
9:14	0.0	-	9:14	0.0	-	-
9:15	0.0	-	9:15	0.0	-	-
9:16	0.0	-	9:16	0.0	-	-
9:17	0.0	-	9:17	0.0	-	-
9:18	0.0	-	9:18	0.0	-	-
9:19	0.0	-	9:19	0.0	-	-
9:20	0.0	-	9:20	0.0	-	-
9:21	0.0	-	9:21	0.0	-	-
9:22	0.0	-	9:22	0.0	-	-
9:23	0.0	-	9:23	0.0	-	-
9:24	0.0	-	9:24	0.0	0.0	-
9:25	0.0	-	9:25	0.0	0.0	-
9:26	0.0	0.0	9:26	0.0	0.0	-
9:27	0.0	0.0	9:27	0.0	0.0	-
9:28	0.0	0.0	9:28	0.0	0.0	-
9:29	0.0	0.0	9:29	0.0	0.0	-
9:30	0.0	0.0	9:30	0.0	0.0	-
9:31	0.0	0.0	9:31	0.0	0.0	-
9:32	0.0	0.0	9:32	0.0	0.0	-
9:33	0.0	0.0	9:33	0.0	0.0	-
9:34	0.0	0.0	9:34	0.0	0.0	-
9:35	0.0	0.0	9:35	0.0	0.0	-
9:36	0.0	0.0	9:36	0.0	0.0	-
9:37	0.0	0.0	9:37	0.0	0.0	-
9:38	0.0	0.0	9:38	0.0	0.0	-
9:39	0.0	0.0	9:39	0.0	0.0	-
9:40	0.0	0.0	9:40	0.0	0.0	-
9:41	0.0	0.0	9:41	0.0	0.0	-
9:42	0.0	0.0	9:42	0.0	0.0	-
9:43	0.0	0.0	9:43	0.0	0.0	-
9:44	0.0	0.0	9:44	0.0	0.0	-
9:45	0.0	0.0	9:45	0.0	0.0	-
9:46	0.0	0.0	9:46	0.0	0.0	-
9:47	0.0	0.0	9:47	0.0	0.0	-
9:48	0.0	0.0	9:48	0.0	0.0	-
9:49	0.0	0.0	9:49	0.0	0.0	-
9:50	0.0	0.0	9:50	0.0	0.0	-
9:51	0.0	0.0	9:51	0.0	0.0	-

Grand Union Bowling Alley Site
BCP #360222
150 Westchester Avenue, Port Chester
January 27, 2025

PID DATA						
Upwind			Downwind			
Time	Concentration (ppm)	15-Min Avg Concentration (ppm)	Time	Concentration (ppm)	15-Min Avg Concentration (ppm)	Exceeds VOC Alarm Limit
9:52	0.0	0.0	9:52	0.0	0.0	-
9:53	0.0	0.0	9:53	0.0	0.0	-
9:54	0.0	0.0	9:54	0.0	0.0	-
9:55	0.0	0.0	9:55	0.0	0.0	-
9:56	0.0	0.0	9:56	0.0	0.0	-
9:57	0.0	0.0	9:57	0.0	0.0	-
9:58	0.0	0.0	9:58	0.0	0.0	-
9:59	0.0	0.0	9:59	0.0	0.0	-
10:00	0.0	0.0	10:00	0.0	0.0	-
10:01	0.0	0.0	10:01	0.0	0.0	-
10:02	0.0	0.0	10:02	0.0	0.0	-
10:03	0.0	0.0	10:03	0.0	0.0	-
10:04	0.0	0.0	10:04	0.0	0.0	-
10:05	0.0	0.0	10:05	0.0	0.0	-
10:06	0.0	0.0	10:06	0.0	0.0	-
10:07	0.0	0.0	10:07	0.0	0.0	-
10:08	0.0	0.0	10:08	0.0	0.0	-
10:09	0.0	0.0	10:09	0.0	0.0	-
10:10	0.0	0.0	10:10	0.0	0.0	-
10:11	0.0	0.0	10:11	0.0	0.0	-
10:12	0.0	0.0	10:12	0.0	0.0	-
10:13	0.0	0.0	10:13	0.0	0.0	-
10:14	0.0	0.0	10:14	0.0	0.0	-
10:15	0.0	0.0	10:15	0.0	0.0	-
10:16	0.0	0.0	10:16	0.0	0.0	-
10:17	0.0	0.0	10:17	0.0	0.0	-
10:18	0.0	0.0	10:18	0.0	0.0	-
10:19	0.0	0.0	10:19	0.0	0.0	-
10:20	0.0	0.0	10:20	0.0	0.0	-
10:21	0.0	0.0	10:21	0.0	0.0	-
10:22	0.0	0.0	10:22	0.0	0.0	-
10:23	0.0	0.0	10:23	0.0	0.0	-
10:24	0.0	0.0	10:24	0.0	0.0	-
10:25	0.0	0.0	10:25	0.0	0.0	-
10:26	0.0	0.0	10:26	0.0	0.0	-
10:27	0.0	0.0	10:27	0.0	0.0	-
10:28	0.0	0.0	10:28	0.0	0.0	-
10:29	0.0	0.0	10:29	0.0	0.0	-
10:30	0.0	0.0	10:30	0.0	0.0	-
10:31	0.0	0.0	10:31	0.0	0.0	-
10:32	0.0	0.0	10:32	0.0	0.0	-
10:33	0.0	0.0	10:33	0.0	0.0	-
10:34	0.0	0.0	10:34	0.0	0.0	-
10:35	0.0	0.0	10:35	0.0	0.0	-
10:36	0.0	0.0	10:36	0.0	0.0	-
10:37	0.0	0.0	10:37	0.0	0.0	-
10:38	0.0	0.0	10:38	0.0	0.0	-
10:39	0.0	0.0	10:39	0.0	0.0	-
10:40	0.0	0.0	10:40	0.0	0.0	-

Grand Union Bowling Alley Site
BCP #360222
150 Westchester Avenue, Port Chester
January 27, 2025

PID DATA						
Upwind			Downwind			
Time	Concentration (ppm)	15-Min Avg Concentration (ppm)	Time	Concentration (ppm)	15-Min Avg Concentration (ppm)	Exceeds VOC Alarm Limit
10:41	0.0	0.0	10:41	0.0	0.0	-
10:42	0.0	0.0	10:42	0.0	0.0	-
10:43	0.0	0.0	10:43	0.0	0.0	-
10:44	0.0	0.0	10:44	0.0	0.0	-
10:45	0.0	0.0	10:45	0.0	0.0	-
10:46	0.0	0.0	10:46	0.0	0.0	-
10:47	0.0	0.0	10:47	0.0	0.0	-
10:48	0.0	0.0	10:48	0.0	0.0	-
10:49	0.0	0.0	10:49	0.0	0.0	-
10:50	0.0	0.0	10:50	0.0	0.0	-
10:51	0.0	0.0	10:51	0.0	0.0	-
10:52	0.0	0.0	10:52	0.0	0.0	-
10:53	0.0	0.0	10:53	0.0	0.0	-
10:54	0.0	0.0	10:54	0.0	0.0	-
10:55	0.0	0.0	10:55	0.0	0.0	-
10:56	0.0	0.0	10:56	0.0	0.0	-
10:57	0.0	0.0	10:57	0.0	0.0	-
10:58	0.0	0.0	10:58	0.0	0.0	-
10:59	0.0	0.0	10:59	0.0	0.0	-
11:00	0.0	0.0	11:00	0.0	0.0	-
11:01	0.0	0.0	11:01	0.0	0.0	-
11:02	0.0	0.0	11:02	0.0	0.0	-
11:03	0.0	0.0	11:03	0.0	0.0	-
11:04	0.0	0.0	11:04	0.0	0.0	-
11:05	0.0	0.0	11:05	0.0	0.0	-
11:06	0.0	0.0	11:06	0.0	0.0	-
11:07	0.0	0.0	11:07	0.0	0.0	-
11:08	0.0	0.0	11:08	0.0	0.0	-
11:09	0.0	0.0	11:09	0.0	0.0	-
11:10	0.0	0.0	11:10	0.0	0.0	-
11:11	0.0	0.0	11:11	0.0	0.0	-
11:12	0.0	0.0	11:12	0.0	0.0	-
11:13	0.0	0.0	11:13	0.0	0.0	-
11:14	0.0	0.0	11:14	0.0	0.0	-
11:15	0.0	0.0	11:15	0.0	0.0	-
11:16	0.0	0.0	11:16	0.0	0.0	-
11:17	0.0	0.0	11:17	0.0	0.0	-
11:18	0.0	0.0	11:18	0.0	0.0	-
11:19	0.0	0.0	11:19	0.0	0.0	-
11:20	0.0	0.0	11:20	0.0	0.0	-
11:21	0.0	0.0	11:21	0.0	0.0	-
11:22	0.0	0.0	11:22	0.0	0.0	-
11:23	0.0	0.0	11:23	0.0	0.0	-
11:24	0.0	0.0	11:24	0.0	0.0	-
11:25	0.0	0.0	11:25	0.0	0.0	-
11:26	0.0	0.0	11:26	0.0	0.0	-
11:27	0.0	0.0	11:27	0.0	0.0	-
11:28	0.0	0.0	11:28	0.0	0.0	-
11:29	0.0	0.0	11:29	0.0	0.0	-

Grand Union Bowling Alley Site
BCP #360222
150 Westchester Avenue, Port Chester
January 27, 2025

PID DATA						
Upwind			Downwind			
Time	Concentration (ppm)	15-Min Avg Concentration (ppm)	Time	Concentration (ppm)	15-Min Avg Concentration (ppm)	Exceeds VOC Alarm Limit
11:30	0.0	0.0	11:30	0.0	0.0	-
11:31	0.0	0.0	11:31	0.0	0.0	-
11:32	0.0	0.0	11:32	0.0	0.0	-
11:33	0.0	0.0	11:33	0.0	0.0	-
11:34	0.0	0.0	11:34	0.0	0.0	-
11:35	0.0	0.0	11:35	0.0	0.0	-
11:36	0.0	0.0	11:36	0.0	0.0	-
11:37	0.0	0.0	11:37	0.0	0.0	-
11:38	0.0	0.0	11:38	0.0	0.0	-
11:39	0.0	0.0	11:39	0.0	0.0	-
11:40	0.0	0.0	11:40	0.0	0.0	-
11:41	0.0	0.0	11:41	0.0	0.0	-
11:42	0.0	0.0	11:42	0.0	0.0	-
11:43	0.0	0.0	11:43	0.0	0.0	-
11:44	0.0	0.0	11:44	0.0	0.0	-
11:45	0.0	0.0	11:45	0.0	0.0	-
11:46	0.0	0.0	11:46	0.0	0.0	-
11:47	0.0	0.0	11:47	0.0	0.0	-
11:48	0.0	0.0	11:48	0.0	0.0	-
11:49	0.0	0.0	11:49	0.0	0.0	-
11:50	0.0	0.0	11:50	0.0	0.0	-
11:51	0.0	0.0	11:51	0.0	0.0	-
11:52	0.0	0.0	11:52	0.0	0.0	-
11:53	0.0	0.0	11:53	0.0	0.0	-
11:54	0.0	0.0	11:54	0.0	0.0	-
11:55	0.0	0.0	11:55	0.0	0.0	-
11:56	0.0	0.0	11:56	0.0	0.0	-
11:57	0.0	0.0	11:57	0.0	0.0	-
11:58	0.0	0.0	11:58	0.0	0.0	-
11:59	0.0	0.0	11:59	0.0	0.0	-
12:00	0.0	0.0	12:00	0.0	0.0	-
12:01	0.0	0.0	12:01	0.0	0.0	-
12:02	0.0	0.0	12:02	0.0	0.0	-
12:03	0.0	0.0	12:03	0.0	0.0	-
12:04	0.0	0.0	12:04	0.0	0.0	-
12:05	0.0	0.0	12:05	0.0	0.0	-
12:06	0.0	0.0	12:06	0.0	0.0	-
12:07	0.0	0.0	12:07	0.0	0.0	-
12:08	0.0	0.0	12:08	0.0	0.0	-
12:09	0.0	0.0	12:09	0.0	0.0	-
12:10	0.0	0.0	12:10	0.0	0.0	-
12:11	0.0	0.0	12:11	0.0	0.0	-
12:12	0.0	0.0	12:12	0.0	0.0	-
12:13	0.0	0.0	12:13	0.0	0.0	-
12:14	0.0	0.0	12:14	0.0	0.0	-
12:15	0.0	0.0	12:15	0.0	0.0	-
12:16	0.0	0.0	12:16	0.0	0.0	-
12:17	0.0	0.0	12:17	0.0	0.0	-
12:18	0.0	0.0	12:18	0.0	0.0	-

Grand Union Bowling Alley Site
BCP #360222
150 Westchester Avenue, Port Chester
January 27, 2025

PID DATA						
Upwind			Downwind			
Time	Concentration (ppm)	15-Min Avg Concentration (ppm)	Time	Concentration (ppm)	15-Min Avg Concentration (ppm)	Exceeds VOC Alarm Limit
12:19	0.0	0.0	12:19	0.0	0.0	-
12:20	0.0	0.0	12:20	0.0	0.0	-
12:21	0.0	0.0	12:21	0.0	0.0	-
12:22	0.0	0.0	12:22	0.0	0.0	-
12:23	0.0	0.0	12:23	0.0	0.0	-
12:24	0.0	0.0	12:24	0.0	0.0	-
12:25	0.0	0.0	12:25	0.0	0.0	-
12:26	0.0	0.0	12:26	0.0	0.0	-
12:27	0.0	0.0	12:27	0.0	0.0	-
12:28	0.0	0.0	12:28	0.0	0.0	-
12:29	0.0	0.0	12:29	0.0	0.0	-
12:30	0.0	0.0	12:30	0.0	0.0	-
12:31	0.0	0.0	12:31	0.0	0.0	-
12:32	0.0	0.0	12:32	0.0	0.0	-
12:33	0.0	0.0	12:33	0.0	0.0	-
12:34	0.0	0.0	12:34	0.0	0.0	-
12:35	0.0	0.0	12:35	0.0	0.0	-
12:36	0.0	0.0	12:36	0.0	0.0	-
12:37	0.0	0.0	12:37	0.0	0.0	-
12:38	0.0	0.0	12:38	0.0	0.0	-
12:39	0.0	0.0	12:39	0.0	0.0	-
12:40	0.0	0.0	12:40	0.0	0.0	-
12:41	0.0	0.0	12:41	0.0	0.0	-
12:42	0.0	0.0	12:42	0.0	0.0	-
12:43	0.0	0.0	12:43	0.0	0.0	-
12:44	0.0	0.0	12:44	0.0	0.0	-
12:45	0.0	0.0	12:45	0.0	0.0	-
12:46	0.0	0.0	12:46	0.0	0.0	-
12:47	0.0	0.0	12:47	0.0	0.0	-
12:48	0.0	0.0	12:48	0.0	0.0	-
12:49	0.0	0.0	12:49	0.0	0.0	-
12:50	0.0	0.0	12:50	0.0	0.0	-
12:51	0.0	0.0	12:51	0.0	0.0	-
12:52	0.0	0.0	12:52	0.0	0.0	-
12:53	0.0	0.0	12:53	0.0	0.0	-
12:54	0.0	0.0	12:54	0.0	0.0	-
12:55	0.0	0.0	12:55	0.0	0.0	-
12:56	0.0	0.0	12:56	0.0	0.0	-
12:57	0.0	0.0	12:57	0.0	0.0	-
12:58	0.0	0.0	12:58	0.0	0.0	-
12:59	0.0	0.0	12:59	0.0	0.0	-
13:00	0.0	0.0	13:00	0.0	0.0	-
13:01	0.0	0.0	13:01	0.0	0.0	-
13:02	0.0	0.0	13:02	0.0	0.0	-
13:03	0.0	0.0	13:03	0.0	0.0	-
13:04	0.0	0.0	13:04	0.0	0.0	-
13:05	0.0	0.0	13:05	0.0	0.0	-
13:06	0.0	0.0	13:06	0.0	0.0	-
13:07	0.0	0.0	13:07	0.0	0.0	-

Grand Union Bowling Alley Site
BCP #360222
150 Westchester Avenue, Port Chester
January 27, 2025

PID DATA						
Upwind			Downwind			
Time	Concentration (ppm)	15-Min Avg Concentration (ppm)	Time	Concentration (ppm)	15-Min Avg Concentration (ppm)	Exceeds VOC Alarm Limit
13:08	0.0	0.0	13:08	0.0	0.0	-
13:09	0.0	0.0	13:09	0.0	0.0	-
13:10	0.0	0.0	13:10	0.0	0.0	-
13:11	0.0	0.0	13:11	0.0	0.0	-
13:12	0.0	0.0	13:12	0.0	0.0	-
13:13	0.0	0.0	13:13	0.0	0.0	-
13:14	0.0	0.0	13:14	0.0	0.0	-
13:15	0.0	0.0	13:15	0.0	0.0	-
13:16	0.0	0.0	13:16	0.0	0.0	-
13:17	0.0	0.0	13:17	0.0	0.0	-
13:18	0.0	0.0	13:18	0.0	0.0	-
13:19	0.0	0.0	13:19	0.0	0.0	-
13:20	0.0	0.0	13:20	0.0	0.0	-
13:21	0.0	0.0	13:21	0.0	0.0	-
13:22	0.0	0.0	13:22	0.0	0.0	-
13:23	0.0	0.0	13:23	0.0	0.0	-
13:24	0.0	0.0	13:24	0.0	0.0	-
13:25	0.0	0.0	13:25	0.0	0.0	-
13:26	0.0	0.0	13:26	0.0	0.0	-
13:27	0.0	0.0	13:27	0.0	0.0	-
13:28	0.0	0.0	13:28	0.0	0.0	-
13:29	0.0	0.0	13:29	0.0	0.0	-
13:30	0.0	0.0	13:30	0.0	0.0	-
13:31	0.0	0.0	13:31	0.0	0.0	-
13:32	0.0	0.0	13:32	0.0	0.0	-
13:33	0.0	0.0	13:33	0.0	0.0	-
13:34	0.0	0.0	13:34	0.0	0.0	-
13:35	0.0	0.0	13:35	0.0	0.0	-
13:36	0.0	0.0	13:36	0.0	0.0	-
13:37	0.0	0.0	13:37	0.0	0.0	-
13:38	0.0	0.0	13:38	0.0	0.0	-
13:39	0.0	0.0	13:39	0.0	0.0	-
13:40	0.0	0.0	13:40	0.0	0.0	-
13:41	0.0	0.0	13:41	0.0	0.0	-
13:42	0.0	0.0	13:42	0.0	0.0	-
13:43	0.0	0.0	13:43	0.0	0.0	-
13:44	0.0	0.0	13:44	0.0	0.0	-
13:45	0.0	0.0	13:45	0.0	0.0	-
13:46	0.0	0.0	13:46	0.0	0.0	-
13:47	0.0	0.0	13:47	0.0	0.0	-
13:48	0.0	0.0	13:48	0.0	0.0	-
13:49	0.0	0.0	13:49	0.0	0.0	-
13:50	0.0	0.0	13:50	0.0	0.0	-
13:51	0.0	0.0	13:51	0.0	0.0	-
13:52	0.0	0.0	13:52	0.0	0.0	-
13:53	0.0	0.0	13:53	0.0	0.0	-
13:54	0.0	0.0	13:54	0.0	0.0	-
13:55	0.0	0.0	13:55	0.0	0.0	-
13:56	0.0	0.0	13:56	0.0	0.0	-

Grand Union Bowling Alley Site
BCP #360222
150 Westchester Avenue, Port Chester
January 27, 2025

PID DATA						
Upwind			Downwind			
Time	Concentration (ppm)	15-Min Avg Concentration (ppm)	Time	Concentration (ppm)	15-Min Avg Concentration (ppm)	Exceeds VOC Alarm Limit
13:57	0.0	0.0	13:57	0.0	0.0	-
13:58	0.0	0.0	13:58	0.0	0.0	-
13:59	0.0	0.0	13:59	0.0	0.0	-
14:00	0.0	0.0	14:00	0.0	0.0	-
14:01	0.0	0.0	14:01	0.0	0.0	-
14:02	0.0	0.0	14:02	0.0	0.0	-
14:03	0.0	0.0	14:03	0.0	0.0	-
14:04	0.0	0.0	14:04	0.0	0.0	-
14:05	0.0	0.0	14:05	0.0	0.0	-
14:06	0.0	0.0	14:06	0.0	0.0	-
14:07	0.0	0.0	14:07	0.0	0.0	-
14:08	0.0	0.0	14:08	0.0	0.0	-
14:09	0.0	0.0	14:09	0.0	0.0	-
14:10	0.0	0.0	14:10	0.0	0.0	-
14:11	0.0	0.0	14:11	0.0	0.0	-
14:12	0.0	0.0	14:12	0.0	0.0	-
14:13	0.0	0.0	14:13	0.0	0.0	-
14:14	0.0	0.0	14:14	0.0	0.0	-
14:15	0.0	0.0	14:15	0.0	0.0	-
14:16	0.0	0.0	14:16	0.0	0.0	-
14:17	0.0	0.0	14:17	0.0	0.0	-
14:18	0.0	0.0	14:18	0.0	0.0	-
14:19	0.0	0.0	14:19	0.0	0.0	-
14:20	0.0	0.0	14:20	0.0	0.0	-
14:21	0.0	0.0	14:21	0.0	0.0	-
14:22	0.0	0.0	14:22	0.0	0.0	-
14:23	0.0	0.0	14:23	0.0	0.0	-
14:24	0.0	0.0	14:24	0.0	0.0	-
14:25	0.0	0.0	14:25	0.0	0.0	-
14:26	0.0	0.0	14:26	0.0	0.0	-
14:27	0.0	0.0	14:27	0.0	0.0	-
14:28	0.0	0.0	14:28	0.0	0.0	-
14:29	0.0	0.0	14:29	0.0	0.0	-
14:30	0.0	0.0	14:30	0.0	0.0	-
14:31	0.0	0.0	14:31	0.0	0.0	-
14:32	0.0	0.0	14:32	0.0	0.0	-
14:33	0.0	0.0	14:33	0.0	0.0	-
14:34	0.0	0.0	14:34	0.0	0.0	-
14:35	0.0	0.0	14:35	0.0	0.0	-
14:36	0.0	0.0	14:36	0.0	0.0	-
14:37	0.0	0.0	14:37	0.0	0.0	-
14:38	0.0	0.0	14:38	0.0	0.0	-
14:39	0.0	0.0	14:39	0.0	0.0	-
14:40	0.0	0.0	14:40	0.0	0.0	-
14:41	0.0	0.0	14:41	0.0	0.0	-
14:42	0.0	0.0	14:42	0.0	0.0	-
14:43	0.0	0.0	14:43	0.0	0.0	-
14:44	0.0	0.0	14:44	0.0	0.0	-
14:45	0.0	0.0	14:45	0.0	0.0	-

Grand Union Bowling Alley Site
BCP #360222
150 Westchester Avenue, Port Chester
January 27, 2025

PID DATA						
Upwind			Downwind			
Time	Concentration (ppm)	15-Min Avg Concentration (ppm)	Time	Concentration (ppm)	15-Min Avg Concentration (ppm)	Exceeds VOC Alarm Limit
14:46	0.0	0.0	14:46	0.0	0.0	-
14:47	0.0	0.0	14:47	0.0	0.0	-
14:48	0.0	0.0	14:48	0.0	0.0	-
14:49	0.0	0.0	14:49	0.0	0.0	-
14:50	0.0	0.0	14:50	0.0	0.0	-
14:51	0.0	0.0	14:51	0.0	0.0	-
14:52	0.0	0.0	14:52	0.0	0.0	-
14:53	0.0	0.0	14:53	0.0	0.0	-
14:54	0.0	0.0	14:54	0.0	0.0	-
14:55	0.0	0.0	14:55	0.0	0.0	-
14:56	0.0	0.0	14:56	0.0	0.0	-
14:57	0.0	0.0	14:57	0.0	0.0	-
14:58	0.0	0.0	14:58	0.0	0.0	-
14:59	0.0	0.0	14:59	0.0	0.0	-
15:00	0.0	0.0	15:00	0.0	0.0	-
15:01	0.0	0.0	15:01	0.0	0.0	-
15:02	0.0	0.0	15:02	0.0	0.0	-
15:03	0.0	0.0	15:03	0.0	0.0	-
15:04	0.0	0.0	15:04	0.0	0.0	-
15:05	0.0	0.0	15:05	0.0	0.0	-
15:06	0.0	0.0	15:06	0.0	0.0	-
15:07	0.0	0.0	15:07	0.0	0.0	-
15:08	0.0	0.0	15:08	0.0	0.0	-
15:09	0.0	0.0	15:09	0.0	0.0	-
15:10	0.0	0.0	15:10	0.0	0.0	-
15:11	0.0	0.0	15:11	0.0	0.0	-
15:12	0.0	0.0	15:12	0.0	0.0	-
15:13	0.0	0.0	15:13	0.0	0.0	-
15:14	0.0	0.0	15:14	0.0	0.0	-
15:15	0.0	0.0	15:15	0.0	0.0	-
15:16	0.0	0.0	15:16	0.0	0.0	-
15:17	0.0	0.0	15:17	0.0	0.0	-
15:18	-	-	15:18	0.0	0.0	-

SESI CONSULTING ENGINEERS

959 US-46 Floor 3, Suite 300 - Parsippany-Troy Hills, NJ

DAILY AIR MONITORING REPORT
150 Westchester Avenue
Port Chester, New York

01/28/2025

Rev. No. 0 | Page 1 of 2

Project Number: 11895A

Dust Action Level: 150 µg/m^3

VOC Action Level: 5 ppm

Weather Data Range for Work Day		Wind Direction	NW	Relative Humidity (%)	40.0 - 61.0	Daily Rain Total (in)	0.04	Readings in the summary table and graphs below are the reported downwind concentrations.
Temperature (°F)	36.0 - 42.0	Wind Speed (MPH)	7.0 - 14.6	Barometer (inHg)	29.50 - 29.60	Avg. Dew Point Temp (°F)	20.3	

Station Location	Daily Avg. Dust Concentration (µg/m^3)	Max 15-Min Dust Concentration (µg/m^3)	Time of Max Dust Reading	Daily Avg. VOC Concentration (ppm)	Max 15-Min VOC Concentration (ppm)	Time of Max VOC Reading
Upwind	15.2	114.3	13:52	0.0	0.0	9:43
Downwind	52.9	65.4	12:31	0.0	0.0	9:44

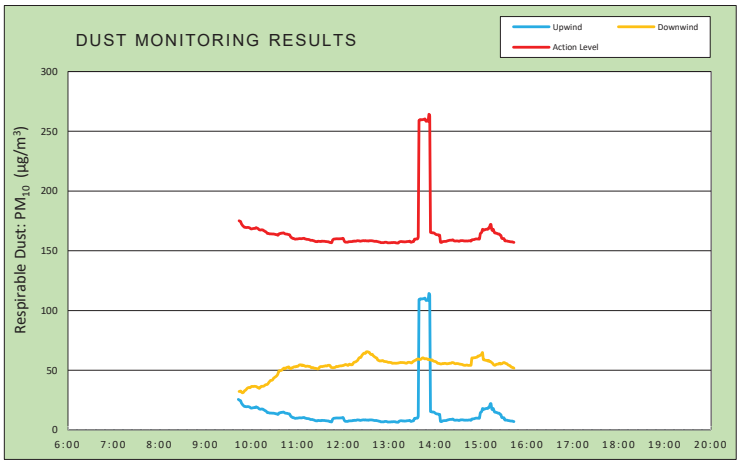

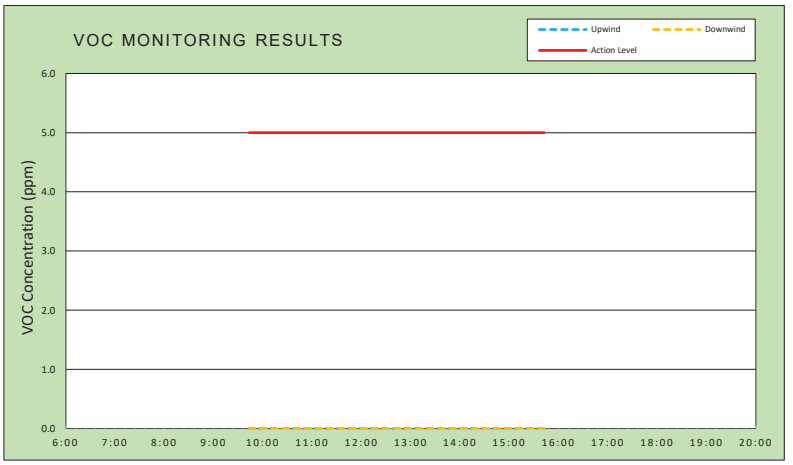

Air Monitoring Notes:

Weather Notes:

EMILCOTT
A Triumvirate Environmental Company

Wind Rose

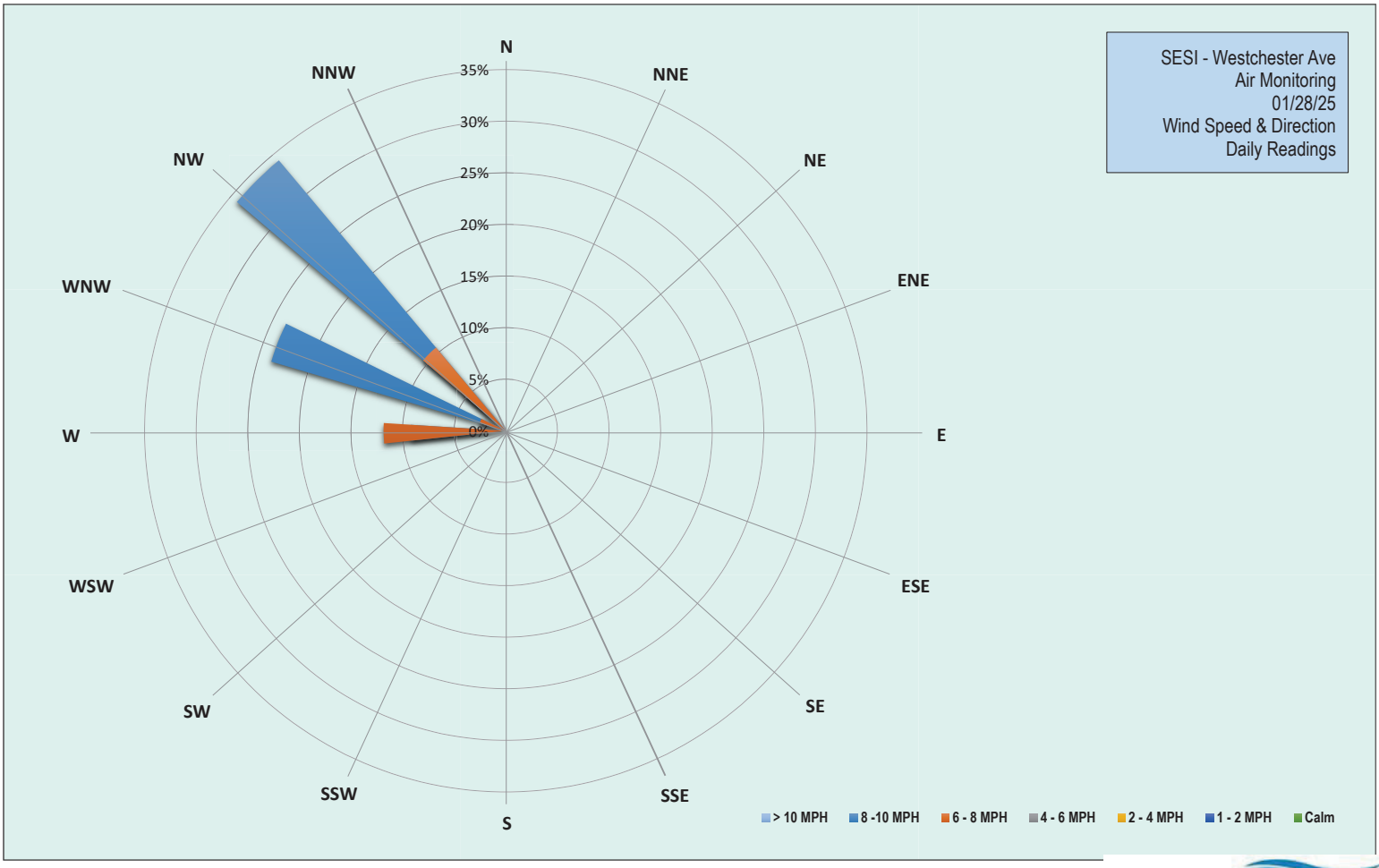

EMILCOTT
A Triumvirate Environmental Company

Grand Union Bowling Alley Site
BCP #360222
150 Westchester Avenue, Port Chester
January 28, 2025

Tuesday, January 28, 2025						
Number of Instances Where Downwind Particulates Exceeds Upwind Particulate + 150 =						0
Number of Comparable Data Points =						360
Start Time:						9:28
End Time:						15:43
PARTICULATE DATA						
Upwind			Downwind			Exceeds Particulate Alarm Limit
Time	Concentration (ug/m^3)	15-Min Avg Concentration (ug/m^3)	Time	Concentration (ug/m^3)	15-Min Avg Concentration (ug/m^3)	
9:28	27.0	-	9:28	-	-	-
9:29	29.3	-	9:29	22.0	-	-
9:30	24.5	-	9:30	25.8	-	-
9:31	24.0	-	9:31	28.8	-	-
9:32	43.8	-	9:32	45.5	-	-
9:33	32.3	-	9:33	44.5	-	-
9:34	32.0	-	9:34	32.0	-	-
9:35	30.8	-	9:35	33.3	-	-
9:36	25.0	-	9:36	24.0	-	-
9:37	18.8	-	9:37	32.3	-	-
9:38	24.5	-	9:38	33.0	-	-
9:39	23.3	-	9:39	27.5	-	-
9:40	22.0	-	9:40	33.8	-	-
9:41	18.3	-	9:41	29.8	-	-
9:42	18.3	-	9:42	28.0	-	-
9:43	17.3	25.6	9:43	31.5	-	-
9:44	22.3	25.1	9:44	33.8	32.2	-
9:45	18.8	24.7	9:45	27.0	32.3	-
9:46	19.5	24.4	9:46	33.3	32.6	-
9:47	16.8	22.6	9:47	35.0	31.9	-
9:48	18.5	21.7	9:48	33.8	31.2	-
9:49	18.3	20.8	9:49	32.5	31.2	-
9:50	22.8	20.3	9:50	40.8	31.7	-
9:51	15.8	19.7	9:51	38.5	32.7	-
9:52	19.3	19.7	9:52	38.5	33.1	-
9:53	21.0	19.5	9:53	41.0	33.6	-
9:54	23.5	19.5	9:54	39.0	34.4	-
9:55	23.0	19.5	9:55	43.5	35.1	-
9:56	18.0	19.5	9:56	34.5	35.4	-
9:57	15.5	19.3	9:57	30.8	35.6	-
9:58	13.5	19.1	9:58	28.0	35.3	-
9:59	13.8	18.5	9:59	39.8	35.7	-
10:00	15.3	18.3	10:00	35.8	36.3	-
10:01	21.3	18.4	10:01	36.0	36.5	-
10:02	18.8	18.5	10:02	33.3	36.4	-
10:03	20.5	18.7	10:03	34.5	36.4	-
10:04	19.0	18.7	10:04	34.5	36.6	-
10:05	22.8	18.7	10:05	39.5	36.5	-
10:06	25.8	19.4	10:06	37.5	36.4	-
10:07	14.5	19.1	10:07	34.8	36.2	-
10:08	17.3	18.8	10:08	32.8	35.6	-
10:09	17.5	18.4	10:09	37.8	35.5	-

Grand Union Bowling Alley Site
BCP #360222
150 Westchester Avenue, Port Chester
January 28, 2025

PARTICULATE DATA						
Upwind			Downwind			Exceeds Particulate Alarm Limit
Time	Concentration (ug/m^3)	15-Min Avg Concentration (ug/m^3)	Time	Concentration (ug/m^3)	15-Min Avg Concentration (ug/m^3)	
10:10	13.0	17.8	10:10	33.5	34.9	-
10:11	13.8	17.5	10:11	38.8	35.1	-
10:12	13.8	17.4	10:12	41.5	35.9	-
10:13	16.3	17.5	10:13	38.0	36.5	-
10:14	13.3	17.5	10:14	39.3	36.5	-
10:15	14.3	17.4	10:15	37.0	36.6	-
10:16	13.0	16.9	10:16	37.0	36.6	-
10:17	15.3	16.7	10:17	39.3	37.0	-
10:18	12.3	16.1	10:18	42.8	37.6	-
10:19	15.5	15.9	10:19	39.3	37.9	-
10:20	13.3	15.2	10:20	40.8	38.0	-
10:21	14.0	14.5	10:21	41.0	38.2	-
10:22	16.3	14.6	10:22	45.8	39.0	-
10:23	14.0	14.4	10:23	46.8	39.9	-
10:24	14.0	14.1	10:24	48.8	40.6	-
10:25	13.8	14.2	10:25	45.3	41.4	-
10:26	12.8	14.1	10:26	40.3	41.5	-
10:27	13.5	14.1	10:27	43.8	41.7	-
10:28	15.3	14.0	10:28	45.3	42.1	-
10:29	13.8	14.1	10:29	55.8	43.2	-
10:30	11.8	13.9	10:30	44.5	43.7	-
10:31	11.3	13.8	10:31	45.0	44.3	-
10:32	11.8	13.5	10:32	45.3	44.7	-
10:33	12.0	13.5	10:33	52.0	45.3	-
10:34	10.3	13.2	10:34	50.3	46.0	-
10:35	11.0	13.0	10:35	63.0	47.5	-
10:36	29.3	14.0	10:36	69.8	49.4	-
10:37	21.3	14.4	10:37	46.8	49.5	-
10:38	14.3	14.4	10:38	50.8	49.8	-
10:39	19.8	14.8	10:39	50.3	49.9	-
10:40	12.5	14.7	10:40	50.3	50.2	-
10:41	15.3	14.9	10:41	52.3	51.0	-
10:42	15.3	15.0	10:42	50.5	51.4	-
10:43	9.5	14.6	10:43	51.0	51.8	-
10:44	7.5	14.2	10:44	44.8	51.1	-
10:45	10.0	14.1	10:45	56.3	51.9	-
10:46	9.3	13.9	10:46	49.0	52.1	-
10:47	11.3	13.9	10:47	50.3	52.5	-
10:48	8.3	13.6	10:48	52.8	52.5	-
10:49	8.0	13.5	10:49	54.5	52.8	-
10:50	8.5	13.3	10:50	49.0	51.9	-
10:51	11.0	12.1	10:51	62.3	51.4	-
10:52	7.5	11.2	10:52	47.8	51.4	-
10:53	10.0	10.9	10:53	60.0	52.1	-
10:54	10.8	10.3	10:54	52.0	52.2	-
10:55	13.0	10.3	10:55	56.3	52.6	-
10:56	10.8	10.0	10:56	56.5	52.9	-
10:57	11.3	9.8	10:57	50.8	52.9	-

Grand Union Bowling Alley Site
BCP #360222
150 Westchester Avenue, Port Chester
January 28, 2025

PARTICULATE DATA						
Upwind			Downwind			Exceeds Particulate Alarm Limit
Time	Concentration (ug/m^3)	15-Min Avg Concentration (ug/m^3)	Time	Concentration (ug/m^3)	15-Min Avg Concentration (ug/m^3)	
10:58	9.0	9.7	10:58	50.8	52.9	-
10:59	10.0	9.9	10:59	52.3	53.4	-
11:00	9.3	9.9	11:00	53.3	53.2	-
11:01	11.3	10.0	11:01	53.0	53.4	-
11:02	12.8	10.1	11:02	59.5	54.0	-
11:03	9.8	10.2	11:03	59.0	54.5	-
11:04	7.5	10.2	11:04	54.5	54.5	-
11:05	7.5	10.1	11:05	50.3	54.5	-
11:06	11.8	10.1	11:06	52.0	53.9	-
11:07	9.8	10.3	11:07	55.8	54.4	-
11:08	11.3	10.4	11:08	51.3	53.8	-
11:09	11.3	10.4	11:09	53.3	53.9	-
11:10	6.5	10.0	11:10	50.5	53.5	-
11:11	9.0	9.9	11:11	52.0	53.2	-
11:12	7.5	9.6	11:12	52.8	53.3	-
11:13	8.3	9.6	11:13	52.0	53.4	-
11:14	9.3	9.5	11:14	51.3	53.4	-
11:15	7.5	9.4	11:15	50.5	53.2	-
11:16	8.8	9.2	11:16	53.3	53.2	-
11:17	7.0	8.8	11:17	55.0	52.9	-
11:18	8.0	8.7	11:18	49.8	52.3	-
11:19	8.3	8.8	11:19	51.8	52.1	-
11:20	6.5	8.7	11:20	52.8	52.3	-
11:21	7.3	8.4	11:21	49.0	52.1	-
11:22	8.0	8.3	11:22	50.0	51.7	-
11:23	6.5	8.0	11:23	51.8	51.7	-
11:24	7.0	7.7	11:24	50.5	51.5	-
11:25	7.0	7.7	11:25	49.3	51.4	-
11:26	6.5	7.6	11:26	48.8	51.2	-
11:27	13.5	8.0	11:27	51.5	51.1	-
11:28	8.0	7.9	11:28	56.5	51.4	-
11:29	7.5	7.8	11:29	66.5	52.5	-
11:30	8.0	7.9	11:30	57.3	52.9	-
11:31	6.5	7.7	11:31	56.3	53.1	-
11:32	12.3	8.1	11:32	54.3	53.1	-
11:33	6.8	8.0	11:33	50.0	53.1	-
11:34	7.8	7.9	11:34	55.3	53.3	-
11:35	6.8	8.0	11:35	53.8	53.4	-
11:36	6.0	7.9	11:36	51.0	53.5	-
11:37	5.8	7.7	11:37	53.8	53.8	-
11:38	6.3	7.7	11:38	49.3	53.6	-
11:39	5.5	7.6	11:39	51.0	53.6	-
11:40	5.8	7.5	11:40	56.3	54.1	-
11:41	6.0	7.5	11:41	49.0	54.1	-
11:42	7.0	7.1	11:42	52.0	54.1	-
11:43	6.3	6.9	11:43	50.0	53.7	-
11:44	5.8	6.8	11:44	49.0	52.5	-
11:45	7.3	6.8	11:45	53.5	52.3	-

Grand Union Bowling Alley Site
BCP #360222
150 Westchester Avenue, Port Chester
January 28, 2025

PARTICULATE DATA						
Upwind			Downwind			Exceeds Particulate Alarm Limit
Time	Concentration (ug/m^3)	15-Min Avg Concentration (ug/m^3)	Time	Concentration (ug/m^3)	15-Min Avg Concentration (ug/m^3)	
11:46	35.8	8.7	11:46	53.8	52.1	-
11:47	23.3	9.5	11:47	53.5	52.1	-
11:48	12.3	9.8	11:48	52.5	52.2	-
11:49	8.0	9.8	11:49	56.3	52.3	-
11:50	8.5	10.0	11:50	58.3	52.6	-
11:51	7.0	10.0	11:51	59.8	53.2	-
11:52	6.0	10.0	11:52	51.5	53.0	-
11:53	5.8	10.0	11:53	49.0	53.0	-
11:54	5.5	10.0	11:54	56.5	53.4	-
11:55	5.8	10.0	11:55	57.3	53.5	-
11:56	6.8	10.1	11:56	51.5	53.6	-
11:57	7.5	10.1	11:57	53.0	53.7	-
11:58	6.3	10.1	11:58	49.5	53.7	-
11:59	10.0	10.4	11:59	52.8	53.9	-
12:00	6.3	10.3	12:00	53.8	53.9	-
12:01	11.8	8.7	12:01	58.5	54.2	-
12:02	6.8	7.6	12:02	56.5	54.4	-
12:03	6.8	7.2	12:03	58.3	54.8	-
12:04	7.5	7.2	12:04	53.0	54.6	-
12:05	8.8	7.2	12:05	55.8	54.4	-
12:06	6.5	7.2	12:06	53.5	54.0	-
12:07	11.5	7.6	12:07	56.8	54.4	-
12:08	6.3	7.6	12:08	59.5	55.1	-
12:09	6.0	7.6	12:09	53.8	54.9	-
12:10	6.5	7.7	12:10	52.0	54.5	-
12:11	6.8	7.7	12:11	53.0	54.6	-
12:12	8.8	7.8	12:12	53.5	54.7	-
12:13	11.0	8.1	12:13	65.8	55.8	-
12:14	7.5	7.9	12:14	64.5	56.5	-
12:15	10.0	8.2	12:15	57.8	56.8	-
12:16	9.8	8.0	12:16	60.8	57.0	-
12:17	7.8	8.1	12:17	62.3	57.3	-
12:18	10.8	8.4	12:18	66.3	57.9	-
12:19	8.5	8.4	12:19	61.3	58.4	-
12:20	7.3	8.3	12:20	73.3	59.6	-
12:21	6.0	8.3	12:21	65.8	60.4	-
12:22	7.5	8.0	12:22	60.5	60.7	-
12:23	7.0	8.1	12:23	60.0	60.7	-
12:24	8.3	8.2	12:24	72.8	62.0	-
12:25	8.0	8.3	12:25	65.8	62.9	-
12:26	8.8	8.5	12:26	64.3	63.6	-
12:27	8.3	8.4	12:27	62.3	64.2	-
12:28	9.0	8.3	12:28	66.0	64.2	-
12:29	10.8	8.5	12:29	62.3	64.1	-
12:30	7.0	8.3	12:30	76.5	65.3	-
12:31	9.0	8.3	12:31	62.5	65.4	-
12:32	8.5	8.3	12:32	62.3	65.4	-
12:33	7.5	8.1	12:33	60.5	65.1	-

Grand Union Bowling Alley Site
BCP #360222
150 Westchester Avenue, Port Chester
January 28, 2025

PARTICULATE DATA						
Upwind			Downwind			Exceeds Particulate Alarm Limit
Time	Concentration (ug/m^3)	15-Min Avg Concentration (ug/m^3)	Time	Concentration (ug/m^3)	15-Min Avg Concentration (ug/m^3)	
12:34	13.0	8.4	12:34	60.8	65.0	-
12:35	7.3	8.4	12:35	57.8	64.0	-
12:36	6.5	8.4	12:36	56.0	63.3	-
12:37	7.0	8.4	12:37	57.0	63.1	-
12:38	6.0	8.3	12:38	63.5	63.3	-
12:39	6.3	8.2	12:39	57.8	62.3	-
12:40	5.8	8.0	12:40	57.3	61.8	-
12:41	6.8	7.9	12:41	55.5	61.2	-
12:42	7.8	7.9	12:42	56.5	60.8	-
12:43	11.0	8.0	12:43	58.5	60.3	-
12:44	7.0	7.8	12:44	59.8	60.1	-
12:45	6.0	7.7	12:45	53.8	58.6	-
12:46	5.8	7.5	12:46	58.3	58.3	-
12:47	6.0	7.3	12:47	56.3	57.9	-
12:48	6.3	7.2	12:48	57.3	57.7	-
12:49	7.0	6.8	12:49	63.5	57.9	-
12:50	7.0	6.8	12:50	55.8	57.8	-
12:51	6.5	6.8	12:51	60.5	58.1	-
12:52	7.0	6.8	12:52	55.5	58.0	-
12:53	5.8	6.8	12:53	55.3	57.4	-
12:54	10.5	7.1	12:54	57.0	57.4	-
12:55	6.5	7.1	12:55	55.0	57.2	-
12:56	6.8	7.1	12:56	55.3	57.2	-
12:57	5.8	7.0	12:57	54.3	57.1	-
12:58	6.5	6.7	12:58	54.8	56.8	-
12:59	6.5	6.7	12:59	56.3	56.6	-
13:00	6.5	6.7	13:00	54.8	56.6	-
13:01	5.5	6.7	13:01	56.8	56.5	-
13:02	6.8	6.7	13:02	55.0	56.5	-
13:03	8.5	6.9	13:03	55.3	56.3	-
13:04	5.3	6.8	13:04	55.8	55.8	-
13:05	9.5	6.9	13:05	57.3	55.9	-
13:06	6.5	6.9	13:06	60.0	55.9	-
13:07	6.5	6.9	13:07	56.0	55.9	-
13:08	5.5	6.9	13:08	54.8	55.9	-
13:09	6.0	6.6	13:09	56.3	55.8	-
13:10	6.0	6.5	13:10	56.0	55.9	-
13:11	6.0	6.5	13:11	56.3	56.0	-
13:12	6.0	6.5	13:12	55.5	56.0	-
13:13	18.0	7.3	13:13	57.8	56.2	-
13:14	10.5	7.5	13:14	57.5	56.3	-
13:15	8.8	7.7	13:15	58.0	56.5	-
13:16	5.8	7.7	13:16	55.0	56.4	-
13:17	6.0	7.7	13:17	55.3	56.4	-
13:18	5.8	7.5	13:18	54.8	56.4	-
13:19	7.0	7.6	13:19	54.8	56.3	-
13:20	6.8	7.4	13:20	56.8	56.3	-
13:21	7.8	7.5	13:21	55.8	56.0	-

Grand Union Bowling Alley Site
BCP #360222
150 Westchester Avenue, Port Chester
January 28, 2025

PARTICULATE DATA						
Upwind			Downwind			Exceeds Particulate Alarm Limit
Time	Concentration (ug/m^3)	15-Min Avg Concentration (ug/m^3)	Time	Concentration (ug/m^3)	15-Min Avg Concentration (ug/m^3)	
13:22	6.5	7.5	13:22	54.5	55.9	-
13:23	8.5	7.7	13:23	54.8	55.9	-
13:24	6.5	7.7	13:24	63.5	56.4	-
13:25	7.0	7.8	13:25	59.3	56.6	-
13:26	5.8	7.8	13:26	56.0	56.6	-
13:27	10.3	8.1	13:27	55.0	56.6	-
13:28	6.3	7.3	13:28	54.0	56.3	-
13:29	9.3	7.2	13:29	54.3	56.1	-
13:30	12.3	7.4	13:30	63.0	56.4	-
13:31	8.8	7.6	13:31	66.5	57.2	-
13:32	8.0	7.8	13:32	60.3	57.5	-
13:33	34.3	9.7	13:33	61.3	58.0	-
13:34	7.5	9.7	13:34	59.3	58.3	-
13:35	9.0	9.8	13:35	60.3	58.5	-
13:36	8.0	9.9	13:36	65.8	59.2	-
13:37	8.3	10.0	13:37	55.0	59.2	-
13:38	32.3	11.6	13:38	58.5	59.5	-
13:39	1471.0	109.2	13:39	59.5	59.2	-
13:40	9.5	109.4	13:40	57.8	59.1	-
13:41	13.3	109.9	13:41	55.0	59.0	-
13:42	6.8	109.6	13:42	62.8	59.5	-
13:43	7.3	109.7	13:43	62.3	60.1	-
13:44	11.0	109.8	13:44	58.3	60.4	-
13:45	13.5	109.9	13:45	59.8	60.1	-
13:46	13.3	110.2	13:46	59.0	59.6	-
13:47	9.8	110.3	13:47	58.8	59.5	-
13:48	7.0	108.5	13:48	64.0	59.7	-
13:49	7.3	108.5	13:49	56.5	59.5	-
13:50	11.3	108.6	13:50	57.8	59.4	-
13:51	7.8	108.6	13:51	57.5	58.8	-
13:52	93.5	114.3	13:52	57.3	59.0	-
13:53	10.8	112.9	13:53	56.3	58.8	-
13:54	9.8	15.4	13:54	55.5	58.6	-
13:55	9.3	15.4	13:55	55.8	58.4	-
13:56	6.8	15.0	13:56	59.8	58.7	-
13:57	7.3	15.0	13:57	53.5	58.1	-
13:58	6.8	15.0	13:58	55.3	57.7	-
13:59	6.3	14.7	13:59	55.5	57.5	-
14:00	6.3	14.2	14:00	57.5	57.3	-
14:01	6.5	13.7	14:01	55.5	57.1	-
14:02	5.8	13.5	14:02	52.8	56.7	-
14:03	5.8	13.4	14:03	53.8	56.0	-
14:04	6.3	13.3	14:04	53.3	55.8	-
14:05	6.0	13.0	14:05	56.3	55.7	-
14:06	9.0	13.1	14:06	55.5	55.6	-
14:07	6.5	7.3	14:07	53.3	55.3	-
14:08	6.8	7.0	14:08	55.8	55.3	-
14:09	12.8	7.2	14:09	57.5	55.4	-

Grand Union Bowling Alley Site
BCP #360222
150 Westchester Avenue, Port Chester
January 28, 2025

PARTICULATE DATA						
Upwind			Downwind			Exceeds Particulate Alarm Limit
Time	Concentration (ug/m^3)	15-Min Avg Concentration (ug/m^3)	Time	Concentration (ug/m^3)	15-Min Avg Concentration (ug/m^3)	
14:10	16.3	7.7	14:10	59.8	55.7	-
14:11	8.0	7.7	14:11	57.3	55.5	-
14:12	8.5	7.8	14:12	57.0	55.7	-
14:13	6.8	7.8	14:13	55.5	55.7	-
14:14	7.0	7.9	14:14	54.3	55.7	-
14:15	7.3	7.9	14:15	54.3	55.4	-
14:16	12.5	8.3	14:16	54.8	55.4	-
14:17	7.3	8.4	14:17	55.5	55.6	-
14:18	8.5	8.6	14:18	53.3	55.5	-
14:19	8.8	8.8	14:19	58.0	55.9	-
14:20	6.8	8.8	14:20	55.8	55.8	-
14:21	8.5	8.8	14:21	56.8	55.9	-
14:22	8.3	8.9	14:22	60.8	56.4	-
14:23	10.3	9.2	14:23	54.3	56.3	-
14:24	6.3	8.7	14:24	57.0	56.3	-
14:25	9.3	8.3	14:25	53.0	55.8	-
14:26	7.0	8.2	14:26	53.0	55.5	-
14:27	8.0	8.2	14:27	55.8	55.5	-
14:28	8.5	8.3	14:28	57.8	55.6	-
14:29	6.3	8.2	14:29	53.8	55.6	-
14:30	6.8	8.2	14:30	53.3	55.5	-
14:31	8.8	7.9	14:31	52.5	55.4	-
14:32	9.0	8.1	14:32	52.0	55.1	-
14:33	14.3	8.4	14:33	52.5	55.1	-
14:34	8.5	8.4	14:34	55.8	54.9	-
14:35	8.0	8.5	14:35	54.5	54.8	-
14:36	7.8	8.5	14:36	54.3	54.7	-
14:37	7.0	8.4	14:37	55.0	54.3	-
14:38	7.0	8.2	14:38	53.0	54.2	-
14:39	7.8	8.3	14:39	55.3	54.1	-
14:40	7.5	8.1	14:40	54.3	54.2	-
14:41	8.5	8.2	14:41	55.3	54.3	-
14:42	7.0	8.2	14:42	55.5	54.3	-
14:43	9.0	8.2	14:43	54.3	54.1	-
14:44	8.3	8.3	14:44	53.5	54.1	-
14:45	7.3	8.4	14:45	53.5	54.1	-
14:46	7.0	8.3	14:46	53.8	54.2	-
14:47	6.5	8.1	14:47	52.8	54.2	-
14:48	29.5	9.1	14:48	143.0	60.2	-
14:49	10.3	9.2	14:49	56.0	60.3	-
14:50	9.5	9.3	14:50	55.3	60.3	-
14:51	8.8	9.4	14:51	57.5	60.5	-
14:52	10.5	9.6	14:52	54.3	60.5	-
14:53	10.5	9.9	14:53	56.0	60.7	-
14:54	8.5	9.9	14:54	57.5	60.8	-
14:55	7.0	9.9	14:55	57.5	61.0	-
14:56	8.3	9.9	14:56	68.3	61.9	-
14:57	7.0	9.9	14:57	54.5	61.8	-

Grand Union Bowling Alley Site
BCP #360222
150 Westchester Avenue, Port Chester
January 28, 2025

PARTICULATE DATA						
Upwind			Downwind			Exceeds Particulate Alarm Limit
Time	Concentration (ug/m^3)	15-Min Avg Concentration (ug/m^3)	Time	Concentration (ug/m^3)	15-Min Avg Concentration (ug/m^3)	
14:58	8.8	9.8	14:58	58.5	62.1	-
14:59	71.8	14.1	14:59	60.0	62.6	-
15:00	20.3	14.9	15:00	58.3	62.9	-
15:01	17.3	15.6	15:01	67.3	63.8	-
15:02	42.0	18.0	15:02	66.8	64.7	-
15:03	22.3	17.5	15:03	57.0	59.0	-
15:04	7.0	17.3	15:04	52.0	58.7	-
15:05	14.8	17.6	15:05	52.5	58.5	-
15:06	11.3	17.8	15:06	54.5	58.3	-
15:07	14.3	18.1	15:07	53.8	58.3	-
15:08	9.3	18.0	15:08	52.3	58.0	-
15:09	10.0	18.1	15:09	52.3	57.7	-
15:10	22.5	19.1	15:10	66.5	58.3	-
15:11	9.3	19.2	15:11	53.0	57.3	-
15:12	45.0	21.7	15:12	55.5	57.3	-
15:13	13.0	22.0	15:13	52.8	57.0	-
15:14	9.5	17.8	15:14	51.0	56.4	-
15:15	7.0	17.0	15:15	51.5	55.9	-
15:16	33.0	18.0	15:16	53.0	55.0	-
15:17	10.8	15.9	15:17	59.0	54.4	-
15:18	7.0	14.9	15:18	52.8	54.2	-
15:19	7.5	14.9	15:19	55.8	54.4	-
15:20	10.3	14.6	15:20	60.5	54.9	-
15:21	9.3	14.5	15:21	55.8	55.0	-
15:22	8.0	14.1	15:22	55.5	55.1	-
15:23	9.0	14.1	15:23	53.3	55.2	-
15:24	7.5	13.9	15:24	62.0	55.9	-
15:25	8.5	13.0	15:25	56.3	55.2	-
15:26	6.8	12.8	15:26	56.8	55.4	-
15:27	11.0	10.5	15:27	55.5	55.4	-
15:28	9.0	10.3	15:28	58.0	55.8	-
15:29	7.8	10.2	15:29	58.0	56.2	-
15:30	7.8	10.2	15:30	53.8	56.4	-
15:31	6.8	8.5	15:31	50.8	56.2	-
15:32	7.8	8.3	15:32	51.0	55.7	-
15:33	6.8	8.2	15:33	51.0	55.6	-
15:34	6.8	8.2	15:34	51.8	55.3	-
15:35	6.8	8.0	15:35	49.8	54.6	-
15:36	7.8	7.9	15:36	50.5	54.3	-
15:37	6.5	7.8	15:37	51.0	54.0	-
15:38	6.3	7.6	15:38	50.0	53.7	-
15:39	6.5	7.5	15:39	49.0	52.9	-
15:40	7.8	7.5	15:40	53.3	52.7	-
15:41	6.5	7.4	15:41	50.3	52.2	-
15:42	6.8	7.2	15:42	54.3	52.2	-
15:43	6.8	7.0	15:43	50.5	51.7	-

Grand Union Bowling Alley Site
BCP #360222
150 Westchester Avenue, Port Chester
January 28, 2025

Tuesday, January 28, 2025						
					Number of Instances Where Downwind VOCs Exceeds Upwind VOCs + 5 =	0
					Number of Comparable Data Points =	360
					Start Time:	9:28
					End Time:	15:43
PID DATA						
Upwind			Downwind			
Time	Concentration (ppm)	15-Min Avg Concentration (ppm)	Time	Concentration (ppm)	15-Min Avg Concentration (ppm)	Exceeds VOC Alarm Limit
9:28	0.0	-	9:28	-	-	-
9:29	0.0	-	9:29	0.0	-	-
9:30	0.0	-	9:30	0.0	-	-
9:31	0.0	-	9:31	0.0	-	-
9:32	0.0	-	9:32	0.0	-	-
9:33	0.0	-	9:33	0.0	-	-
9:34	0.0	-	9:34	0.0	-	-
9:35	0.0	-	9:35	0.0	-	-
9:36	0.0	-	9:36	0.0	-	-
9:37	0.0	-	9:37	0.0	-	-
9:38	0.0	-	9:38	0.0	-	-
9:39	0.0	-	9:39	0.0	-	-
9:40	0.0	-	9:40	0.0	-	-
9:41	0.0	-	9:41	0.0	-	-
9:42	0.0	-	9:42	0.0	-	-
9:43	0.0	0.0	9:43	0.0	-	-
9:44	0.0	0.0	9:44	0.0	0.0	-
9:45	0.0	0.0	9:45	0.0	0.0	-
9:46	0.0	0.0	9:46	0.0	0.0	-
9:47	0.0	0.0	9:47	0.0	0.0	-
9:48	0.0	0.0	9:48	0.0	0.0	-
9:49	0.0	0.0	9:49	0.0	0.0	-
9:50	0.0	0.0	9:50	0.0	0.0	-
9:51	0.0	0.0	9:51	0.0	0.0	-
9:52	0.0	0.0	9:52	0.0	0.0	-
9:53	0.0	0.0	9:53	0.0	0.0	-
9:54	0.0	0.0	9:54	0.0	0.0	-
9:55	0.0	0.0	9:55	0.0	0.0	-
9:56	0.0	0.0	9:56	0.0	0.0	-
9:57	0.0	0.0	9:57	0.0	0.0	-
9:58	0.0	0.0	9:58	0.0	0.0	-
9:59	0.0	0.0	9:59	0.0	0.0	-
10:00	0.0	0.0	10:00	0.0	0.0	-
10:01	0.0	0.0	10:01	0.0	0.0	-
10:02	0.0	0.0	10:02	0.0	0.0	-
10:03	0.0	0.0	10:03	0.0	0.0	-
10:04	0.0	0.0	10:04	0.0	0.0	-
10:05	0.0	0.0	10:05	0.0	0.0	-
10:06	0.0	0.0	10:06	0.0	0.0	-
10:07	0.0	0.0	10:07	0.0	0.0	-
10:08	0.0	0.0	10:08	0.0	0.0	-
10:09	0.0	0.0	10:09	0.0	0.0	-
10:10	0.0	0.0	10:10	0.0	0.0	-

Grand Union Bowling Alley Site
BCP #360222
150 Westchester Avenue, Port Chester
January 28, 2025

PID DATA						
Upwind			Downwind			
Time	Concentration (ppm)	15-Min Avg Concentration (ppm)	Time	Concentration (ppm)	15-Min Avg Concentration (ppm)	Exceeds VOC Alarm Limit
10:11	0.0	0.0	10:11	0.0	0.0	-
10:12	0.0	0.0	10:12	0.0	0.0	-
10:13	0.0	0.0	10:13	0.0	0.0	-
10:14	0.0	0.0	10:14	0.0	0.0	-
10:15	0.0	0.0	10:15	0.0	0.0	-
10:16	0.0	0.0	10:16	0.0	0.0	-
10:17	0.0	0.0	10:17	0.0	0.0	-
10:18	0.0	0.0	10:18	0.0	0.0	-
10:19	0.0	0.0	10:19	0.0	0.0	-
10:20	0.0	0.0	10:20	0.0	0.0	-
10:21	0.0	0.0	10:21	0.0	0.0	-
10:22	0.0	0.0	10:22	0.0	0.0	-
10:23	0.0	0.0	10:23	0.0	0.0	-
10:24	0.0	0.0	10:24	0.0	0.0	-
10:25	0.0	0.0	10:25	0.0	0.0	-
10:26	0.0	0.0	10:26	0.0	0.0	-
10:27	0.0	0.0	10:27	0.0	0.0	-
10:28	0.0	0.0	10:28	0.0	0.0	-
10:29	0.0	0.0	10:29	0.0	0.0	-
10:30	0.0	0.0	10:30	0.0	0.0	-
10:31	0.0	0.0	10:31	0.0	0.0	-
10:32	0.0	0.0	10:32	0.0	0.0	-
10:33	0.0	0.0	10:33	0.0	0.0	-
10:34	0.0	0.0	10:34	0.0	0.0	-
10:35	0.0	0.0	10:35	0.0	0.0	-
10:36	0.0	0.0	10:36	0.0	0.0	-
10:37	0.0	0.0	10:37	0.0	0.0	-
10:38	0.0	0.0	10:38	0.0	0.0	-
10:39	0.0	0.0	10:39	0.0	0.0	-
10:40	0.0	0.0	10:40	0.0	0.0	-
10:41	0.0	0.0	10:41	0.0	0.0	-
10:42	0.0	0.0	10:42	0.0	0.0	-
10:43	0.0	0.0	10:43	0.0	0.0	-
10:44	0.0	0.0	10:44	0.0	0.0	-
10:45	0.0	0.0	10:45	0.0	0.0	-
10:46	0.0	0.0	10:46	0.0	0.0	-
10:47	0.0	0.0	10:47	0.0	0.0	-
10:48	0.0	0.0	10:48	0.0	0.0	-
10:49	0.0	0.0	10:49	0.0	0.0	-
10:50	0.0	0.0	10:50	0.0	0.0	-
10:51	0.0	0.0	10:51	0.0	0.0	-
10:52	0.0	0.0	10:52	0.0	0.0	-
10:53	0.0	0.0	10:53	0.0	0.0	-
10:54	0.0	0.0	10:54	0.0	0.0	-
10:55	0.0	0.0	10:55	0.0	0.0	-
10:56	0.0	0.0	10:56	0.0	0.0	-
10:57	0.0	0.0	10:57	0.0	0.0	-
10:58	0.0	0.0	10:58	0.0	0.0	-
10:59	0.0	0.0	10:59	0.0	0.0	-

Grand Union Bowling Alley Site
BCP #360222
150 Westchester Avenue, Port Chester
January 28, 2025

PID DATA						
Upwind			Downwind			
Time	Concentration (ppm)	15-Min Avg Concentration (ppm)	Time	Concentration (ppm)	15-Min Avg Concentration (ppm)	Exceeds VOC Alarm Limit
11:00	0.0	0.0	11:00	0.0	0.0	-
11:01	0.0	0.0	11:01	0.0	0.0	-
11:02	0.0	0.0	11:02	0.0	0.0	-
11:03	0.0	0.0	11:03	0.0	0.0	-
11:04	0.0	0.0	11:04	0.0	0.0	-
11:05	0.0	0.0	11:05	0.0	0.0	-
11:06	0.0	0.0	11:06	0.0	0.0	-
11:07	0.0	0.0	11:07	0.0	0.0	-
11:08	0.0	0.0	11:08	0.0	0.0	-
11:09	0.0	0.0	11:09	0.0	0.0	-
11:10	0.0	0.0	11:10	0.0	0.0	-
11:11	0.0	0.0	11:11	0.0	0.0	-
11:12	0.0	0.0	11:12	0.0	0.0	-
11:13	0.0	0.0	11:13	0.0	0.0	-
11:14	0.0	0.0	11:14	0.0	0.0	-
11:15	0.0	0.0	11:15	0.0	0.0	-
11:16	0.0	0.0	11:16	0.0	0.0	-
11:17	0.0	0.0	11:17	0.0	0.0	-
11:18	0.0	0.0	11:18	0.0	0.0	-
11:19	0.0	0.0	11:19	0.0	0.0	-
11:20	0.0	0.0	11:20	0.0	0.0	-
11:21	0.0	0.0	11:21	0.0	0.0	-
11:22	0.0	0.0	11:22	0.0	0.0	-
11:23	0.0	0.0	11:23	0.0	0.0	-
11:24	0.0	0.0	11:24	0.0	0.0	-
11:25	0.0	0.0	11:25	0.0	0.0	-
11:26	0.0	0.0	11:26	0.0	0.0	-
11:27	0.0	0.0	11:27	0.0	0.0	-
11:28	0.0	0.0	11:28	0.0	0.0	-
11:29	0.0	0.0	11:29	0.0	0.0	-
11:30	0.0	0.0	11:30	0.0	0.0	-
11:31	0.0	0.0	11:31	0.0	0.0	-
11:32	0.0	0.0	11:32	0.0	0.0	-
11:33	0.0	0.0	11:33	0.0	0.0	-
11:34	0.0	0.0	11:34	0.0	0.0	-
11:35	0.0	0.0	11:35	0.0	0.0	-
11:36	0.0	0.0	11:36	0.0	0.0	-
11:37	0.0	0.0	11:37	0.0	0.0	-
11:38	0.0	0.0	11:38	0.0	0.0	-
11:39	0.0	0.0	11:39	0.0	0.0	-
11:40	0.0	0.0	11:40	0.0	0.0	-
11:41	0.0	0.0	11:41	0.0	0.0	-
11:42	0.0	0.0	11:42	0.0	0.0	-
11:43	0.0	0.0	11:43	0.0	0.0	-
11:44	0.0	0.0	11:44	0.0	0.0	-
11:45	0.0	0.0	11:45	0.0	0.0	-
11:46	0.0	0.0	11:46	0.0	0.0	-
11:47	0.0	0.0	11:47	0.0	0.0	-
11:48	0.0	0.0	11:48	0.0	0.0	-

Grand Union Bowling Alley Site
BCP #360222
150 Westchester Avenue, Port Chester
January 28, 2025

PID DATA						
Upwind			Downwind			
Time	Concentration (ppm)	15-Min Avg Concentration (ppm)	Time	Concentration (ppm)	15-Min Avg Concentration (ppm)	Exceeds VOC Alarm Limit
11:49	0.0	0.0	11:49	0.0	0.0	-
11:50	0.0	0.0	11:50	0.0	0.0	-
11:51	0.0	0.0	11:51	0.0	0.0	-
11:52	0.0	0.0	11:52	0.0	0.0	-
11:53	0.0	0.0	11:53	0.0	0.0	-
11:54	0.0	0.0	11:54	0.0	0.0	-
11:55	0.0	0.0	11:55	0.0	0.0	-
11:56	0.0	0.0	11:56	0.0	0.0	-
11:57	0.0	0.0	11:57	0.0	0.0	-
11:58	0.0	0.0	11:58	0.0	0.0	-
11:59	0.0	0.0	11:59	0.0	0.0	-
12:00	0.0	0.0	12:00	0.0	0.0	-
12:01	0.0	0.0	12:01	0.0	0.0	-
12:02	0.0	0.0	12:02	0.0	0.0	-
12:03	0.0	0.0	12:03	0.0	0.0	-
12:04	0.0	0.0	12:04	0.0	0.0	-
12:05	0.0	0.0	12:05	0.0	0.0	-
12:06	0.0	0.0	12:06	0.0	0.0	-
12:07	0.0	0.0	12:07	0.0	0.0	-
12:08	0.0	0.0	12:08	0.0	0.0	-
12:09	0.0	0.0	12:09	0.0	0.0	-
12:10	0.0	0.0	12:10	0.0	0.0	-
12:11	0.0	0.0	12:11	0.0	0.0	-
12:12	0.0	0.0	12:12	0.0	0.0	-
12:13	0.0	0.0	12:13	0.0	0.0	-
12:14	0.0	0.0	12:14	0.0	0.0	-
12:15	0.0	0.0	12:15	0.0	0.0	-
12:16	0.0	0.0	12:16	0.0	0.0	-
12:17	0.0	0.0	12:17	0.0	0.0	-
12:18	0.0	0.0	12:18	0.0	0.0	-
12:19	0.0	0.0	12:19	0.0	0.0	-
12:20	0.0	0.0	12:20	0.0	0.0	-
12:21	0.0	0.0	12:21	0.0	0.0	-
12:22	0.0	0.0	12:22	0.0	0.0	-
12:23	0.0	0.0	12:23	0.0	0.0	-
12:24	0.0	0.0	12:24	0.0	0.0	-
12:25	0.0	0.0	12:25	0.0	0.0	-
12:26	0.0	0.0	12:26	0.0	0.0	-
12:27	0.0	0.0	12:27	0.0	0.0	-
12:28	0.0	0.0	12:28	0.0	0.0	-
12:29	0.0	0.0	12:29	0.0	0.0	-
12:30	0.0	0.0	12:30	0.0	0.0	-
12:31	0.0	0.0	12:31	0.0	0.0	-
12:32	0.0	0.0	12:32	0.0	0.0	-
12:33	0.0	0.0	12:33	0.0	0.0	-
12:34	0.0	0.0	12:34	0.0	0.0	-
12:35	0.0	0.0	12:35	0.0	0.0	-
12:36	0.0	0.0	12:36	0.0	0.0	-
12:37	0.0	0.0	12:37	0.0	0.0	-

Grand Union Bowling Alley Site
BCP #360222
150 Westchester Avenue, Port Chester
January 28, 2025

PID DATA						
Upwind			Downwind			
Time	Concentration (ppm)	15-Min Avg Concentration (ppm)	Time	Concentration (ppm)	15-Min Avg Concentration (ppm)	Exceeds VOC Alarm Limit
12:38	0.0	0.0	12:38	0.0	0.0	-
12:39	0.0	0.0	12:39	0.0	0.0	-
12:40	0.0	0.0	12:40	0.0	0.0	-
12:41	0.0	0.0	12:41	0.0	0.0	-
12:42	0.0	0.0	12:42	0.0	0.0	-
12:43	0.0	0.0	12:43	0.0	0.0	-
12:44	0.0	0.0	12:44	0.0	0.0	-
12:45	0.0	0.0	12:45	0.0	0.0	-
12:46	0.0	0.0	12:46	0.0	0.0	-
12:47	0.0	0.0	12:47	0.0	0.0	-
12:48	0.0	0.0	12:48	0.0	0.0	-
12:49	0.0	0.0	12:49	0.0	0.0	-
12:50	0.0	0.0	12:50	0.0	0.0	-
12:51	0.0	0.0	12:51	0.0	0.0	-
12:52	0.0	0.0	12:52	0.0	0.0	-
12:53	0.0	0.0	12:53	0.0	0.0	-
12:54	0.0	0.0	12:54	0.0	0.0	-
12:55	0.0	0.0	12:55	0.0	0.0	-
12:56	0.0	0.0	12:56	0.0	0.0	-
12:57	0.0	0.0	12:57	0.0	0.0	-
12:58	0.0	0.0	12:58	0.0	0.0	-
12:59	0.0	0.0	12:59	0.0	0.0	-
13:00	0.0	0.0	13:00	0.0	0.0	-
13:01	0.0	0.0	13:01	0.0	0.0	-
13:02	0.0	0.0	13:02	0.0	0.0	-
13:03	0.0	0.0	13:03	0.0	0.0	-
13:04	0.0	0.0	13:04	0.0	0.0	-
13:05	0.0	0.0	13:05	0.0	0.0	-
13:06	0.0	0.0	13:06	0.0	0.0	-
13:07	0.0	0.0	13:07	0.0	0.0	-
13:08	0.0	0.0	13:08	0.0	0.0	-
13:09	0.0	0.0	13:09	0.0	0.0	-
13:10	0.0	0.0	13:10	0.0	0.0	-
13:11	0.0	0.0	13:11	0.0	0.0	-
13:12	0.0	0.0	13:12	0.0	0.0	-
13:13	0.0	0.0	13:13	0.0	0.0	-
13:14	0.0	0.0	13:14	0.0	0.0	-
13:15	0.0	0.0	13:15	0.0	0.0	-
13:16	0.0	0.0	13:16	0.0	0.0	-
13:17	0.0	0.0	13:17	0.0	0.0	-
13:18	0.0	0.0	13:18	0.0	0.0	-
13:19	0.0	0.0	13:19	0.0	0.0	-
13:20	0.0	0.0	13:20	0.0	0.0	-
13:21	0.0	0.0	13:21	0.0	0.0	-
13:22	0.0	0.0	13:22	0.0	0.0	-
13:23	0.0	0.0	13:23	0.0	0.0	-
13:24	0.0	0.0	13:24	0.0	0.0	-
13:25	0.0	0.0	13:25	0.0	0.0	-
13:26	0.0	0.0	13:26	0.0	0.0	-

Grand Union Bowling Alley Site
BCP #360222
150 Westchester Avenue, Port Chester
January 28, 2025

PID DATA						
Upwind			Downwind			
Time	Concentration (ppm)	15-Min Avg Concentration (ppm)	Time	Concentration (ppm)	15-Min Avg Concentration (ppm)	Exceeds VOC Alarm Limit
13:27	0.0	0.0	13:27	0.0	0.0	-
13:28	0.0	0.0	13:28	0.0	0.0	-
13:29	0.0	0.0	13:29	0.0	0.0	-
13:30	0.0	0.0	13:30	0.0	0.0	-
13:31	0.0	0.0	13:31	0.0	0.0	-
13:32	0.0	0.0	13:32	0.0	0.0	-
13:33	0.0	0.0	13:33	0.0	0.0	-
13:34	0.0	0.0	13:34	0.0	0.0	-
13:35	0.0	0.0	13:35	0.0	0.0	-
13:36	0.0	0.0	13:36	0.0	0.0	-
13:37	0.0	0.0	13:37	0.0	0.0	-
13:38	0.0	0.0	13:38	0.0	0.0	-
13:39	0.0	0.0	13:39	0.0	0.0	-
13:40	0.0	0.0	13:40	0.0	0.0	-
13:41	0.0	0.0	13:41	0.0	0.0	-
13:42	0.0	0.0	13:42	0.0	0.0	-
13:43	0.0	0.0	13:43	0.0	0.0	-
13:44	0.0	0.0	13:44	0.0	0.0	-
13:45	0.0	0.0	13:45	0.0	0.0	-
13:46	0.0	0.0	13:46	0.0	0.0	-
13:47	0.0	0.0	13:47	0.0	0.0	-
13:48	0.0	0.0	13:48	0.0	0.0	-
13:49	0.0	0.0	13:49	0.0	0.0	-
13:50	0.0	0.0	13:50	0.0	0.0	-
13:51	0.0	0.0	13:51	0.0	0.0	-
13:52	0.0	0.0	13:52	0.0	0.0	-
13:53	0.0	0.0	13:53	0.0	0.0	-
13:54	0.0	0.0	13:54	0.0	0.0	-
13:55	0.0	0.0	13:55	0.0	0.0	-
13:56	0.0	0.0	13:56	0.0	0.0	-
13:57	0.0	0.0	13:57	0.0	0.0	-
13:58	0.0	0.0	13:58	0.0	0.0	-
13:59	0.0	0.0	13:59	0.0	0.0	-
14:00	0.0	0.0	14:00	0.0	0.0	-
14:01	0.0	0.0	14:01	0.0	0.0	-
14:02	0.0	0.0	14:02	0.0	0.0	-
14:03	0.0	0.0	14:03	0.0	0.0	-
14:04	0.0	0.0	14:04	0.0	0.0	-
14:05	0.0	0.0	14:05	0.0	0.0	-
14:06	0.0	0.0	14:06	0.0	0.0	-
14:07	0.0	0.0	14:07	0.0	0.0	-
14:08	0.0	0.0	14:08	0.0	0.0	-
14:09	0.0	0.0	14:09	0.0	0.0	-
14:10	0.0	0.0	14:10	0.0	0.0	-
14:11	0.0	0.0	14:11	0.0	0.0	-
14:12	0.0	0.0	14:12	0.0	0.0	-
14:13	0.0	0.0	14:13	0.0	0.0	-
14:14	0.0	0.0	14:14	0.0	0.0	-
14:15	0.0	0.0	14:15	0.0	0.0	-

Grand Union Bowling Alley Site
BCP #360222
150 Westchester Avenue, Port Chester
January 28, 2025

PID DATA						
Upwind			Downwind			
Time	Concentration (ppm)	15-Min Avg Concentration (ppm)	Time	Concentration (ppm)	15-Min Avg Concentration (ppm)	Exceeds VOC Alarm Limit
14:16	0.0	0.0	14:16	0.0	0.0	-
14:17	0.0	0.0	14:17	0.0	0.0	-
14:18	0.0	0.0	14:18	0.0	0.0	-
14:19	0.0	0.0	14:19	0.0	0.0	-
14:20	0.0	0.0	14:20	0.0	0.0	-
14:21	0.0	0.0	14:21	0.0	0.0	-
14:22	0.0	0.0	14:22	0.0	0.0	-
14:23	0.0	0.0	14:23	0.0	0.0	-
14:24	0.0	0.0	14:24	0.0	0.0	-
14:25	0.0	0.0	14:25	0.0	0.0	-
14:26	0.0	0.0	14:26	0.0	0.0	-
14:27	0.0	0.0	14:27	0.0	0.0	-
14:28	0.0	0.0	14:28	0.0	0.0	-
14:29	0.0	0.0	14:29	0.0	0.0	-
14:30	0.0	0.0	14:30	0.0	0.0	-
14:31	0.0	0.0	14:31	0.0	0.0	-
14:32	0.0	0.0	14:32	0.0	0.0	-
14:33	0.0	0.0	14:33	0.0	0.0	-
14:34	0.0	0.0	14:34	0.0	0.0	-
14:35	0.0	0.0	14:35	0.0	0.0	-
14:36	0.0	0.0	14:36	0.0	0.0	-
14:37	0.0	0.0	14:37	0.0	0.0	-
14:38	0.0	0.0	14:38	0.0	0.0	-
14:39	0.0	0.0	14:39	0.0	0.0	-
14:40	0.0	0.0	14:40	0.0	0.0	-
14:41	0.0	0.0	14:41	0.0	0.0	-
14:42	0.0	0.0	14:42	0.0	0.0	-
14:43	0.0	0.0	14:43	0.0	0.0	-
14:44	0.0	0.0	14:44	0.0	0.0	-
14:45	0.0	0.0	14:45	0.0	0.0	-
14:46	0.0	0.0	14:46	0.0	0.0	-
14:47	0.0	0.0	14:47	0.0	0.0	-
14:48	0.0	0.0	14:48	0.0	0.0	-
14:49	0.0	0.0	14:49	0.0	0.0	-
14:50	0.0	0.0	14:50	0.0	0.0	-
14:51	0.0	0.0	14:51	0.0	0.0	-
14:52	0.0	0.0	14:52	0.0	0.0	-
14:53	0.0	0.0	14:53	0.0	0.0	-
14:54	0.0	0.0	14:54	0.0	0.0	-
14:55	0.0	0.0	14:55	0.0	0.0	-
14:56	0.0	0.0	14:56	0.0	0.0	-
14:57	0.0	0.0	14:57	0.0	0.0	-
14:58	0.0	0.0	14:58	0.0	0.0	-
14:59	0.0	0.0	14:59	0.0	0.0	-
15:00	0.0	0.0	15:00	0.0	0.0	-
15:01	0.0	0.0	15:01	0.0	0.0	-
15:02	0.0	0.0	15:02	0.0	0.0	-
15:03	0.0	0.0	15:03	0.0	0.0	-
15:04	0.0	0.0	15:04	0.0	0.0	-

Grand Union Bowling Alley Site
BCP #360222
150 Westchester Avenue, Port Chester
January 28, 2025

PID DATA						
Upwind			Downwind			
Time	Concentration (ppm)	15-Min Avg Concentration (ppm)	Time	Concentration (ppm)	15-Min Avg Concentration (ppm)	Exceeds VOC Alarm Limit
15:05	0.0	0.0	15:05	0.0	0.0	-
15:06	0.0	0.0	15:06	0.0	0.0	-
15:07	0.0	0.0	15:07	0.0	0.0	-
15:08	0.0	0.0	15:08	0.0	0.0	-
15:09	0.0	0.0	15:09	0.0	0.0	-
15:10	0.0	0.0	15:10	0.0	0.0	-
15:11	0.0	0.0	15:11	0.0	0.0	-
15:12	0.0	0.0	15:12	0.0	0.0	-
15:13	0.0	0.0	15:13	0.0	0.0	-
15:14	0.0	0.0	15:14	0.0	0.0	-
15:15	0.0	0.0	15:15	0.0	0.0	-
15:16	0.0	0.0	15:16	0.0	0.0	-
15:17	0.0	0.0	15:17	0.0	0.0	-
15:18	0.0	0.0	15:18	0.0	0.0	-
15:19	0.0	0.0	15:19	0.0	0.0	-
15:20	0.0	0.0	15:20	0.0	0.0	-
15:21	0.0	0.0	15:21	0.0	0.0	-
15:22	0.0	0.0	15:22	0.0	0.0	-
15:23	0.0	0.0	15:23	0.0	0.0	-
15:24	0.0	0.0	15:24	0.0	0.0	-
15:25	0.0	0.0	15:25	0.0	0.0	-
15:26	0.0	0.0	15:26	0.0	0.0	-
15:27	0.0	0.0	15:27	0.0	0.0	-
15:28	0.0	0.0	15:28	0.0	0.0	-
15:29	0.0	0.0	15:29	0.0	0.0	-
15:30	0.0	0.0	15:30	0.0	0.0	-
15:31	0.0	0.0	15:31	0.0	0.0	-
15:32	0.0	0.0	15:32	0.0	0.0	-
15:33	0.0	0.0	15:33	0.0	0.0	-
15:34	0.0	0.0	15:34	0.0	0.0	-
15:35	0.0	0.0	15:35	0.0	0.0	-
15:36	0.0	0.0	15:36	0.0	0.0	-
15:37	0.0	0.0	15:37	0.0	0.0	-
15:38	0.0	0.0	15:38	0.0	0.0	-
15:39	0.0	0.0	15:39	0.0	0.0	-
15:40	0.0	0.0	15:40	0.0	0.0	-
15:41	0.0	0.0	15:41	0.0	0.0	-
15:42	0.0	0.0	15:42	0.0	0.0	-
15:43	0.0	0.0	15:43	0.0	0.0	-

SESI CONSULTING ENGINEERS

959 US-46 Floor 3, Suite 300 - Parsippany-Troy Hills, NJ

DAILY AIR MONITORING REPORT
150 Westchester Avenue
Port Chester, New York

01/29/2025

Rev. No. 0	Page 1 of 2
Project Number: 11895A	
Dust Action Level	150 µg/m^3
VOC Action Level	5 ppm

Weather Data Range for Work Day		Wind Direction	WSW	Relative Humidity (%)	37.0 - 54.0	Daily Rain Total (in)	0.00	Readings in the summary table and graphs below are the reported downwind concentrations.
Temperature (°F)	46.0 - 52.0	Wind Speed (MPH)	7.0 - 15.1	Barometer (inHg)	29.40 - 29.50	Avg. Dew Point Temp (°F)	28.7	

Station Location	Daily Avg. Dust Concentration (µg/m^3)	Max 15-Min Dust Concentration (µg/m^3)	Time of Max Dust Reading	Daily Avg. VOC Concentration (ppm)	Max 15-Min VOC Concentration (ppm)	Time of Max VOC Reading
Upwind	19.4	42.0	10:51	0.0	0.0	10:46
Downwind	68.0	80.5	13:40	0.0	0.0	10:48

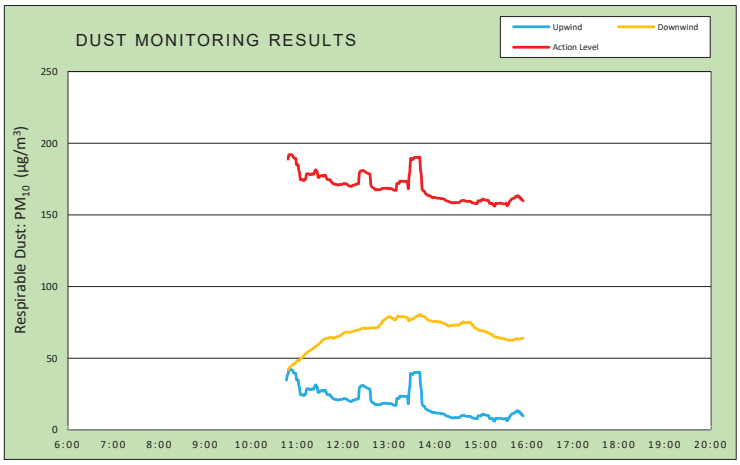

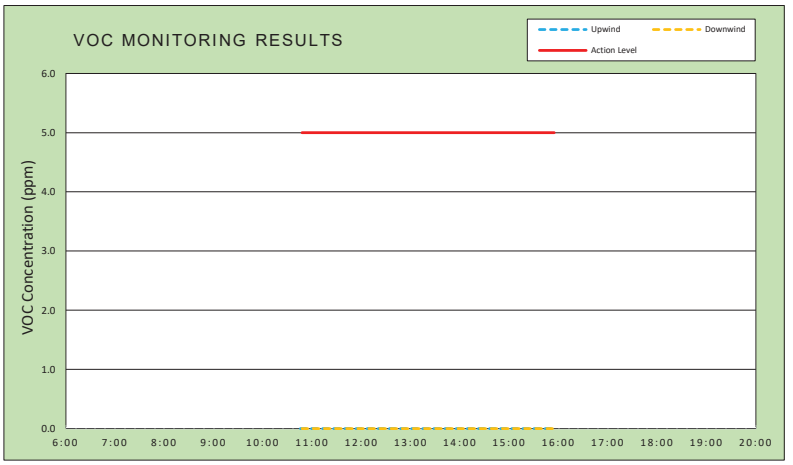

Air Monitoring Notes:

Weather Notes:

EMILCOTT
A Triumvirate Environmental Company

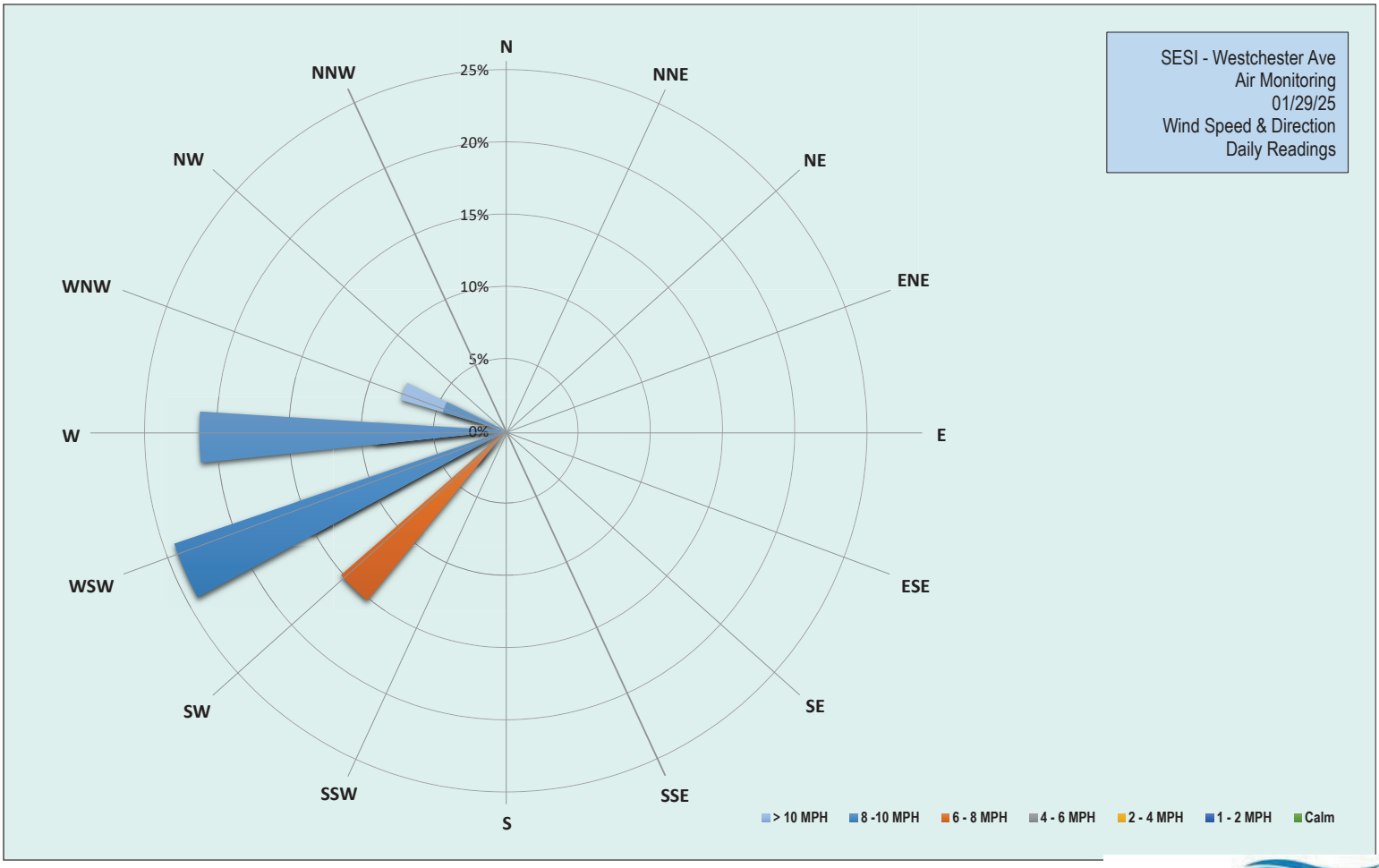

EMILCOTT
A Triumvirate Environmental Company

Grand Union Bowling Alley Site
BCP #360222
150 Westchester Avenue, Port Chester
January 29, 2025

Wednesday, January 29, 2025						
Number of Instances Where Downwind Particulates Exceeds Upwind Particulate + 150 =						0
Number of Comparable Data Points =						308
Start Time:						10:31
End Time:						15:55
PARTICULATE DATA						
Upwind			Downwind			Exceeds Particulate Alarm Limit
Time	Concentration (ug/m^3)	15-Min Avg Concentration (ug/m^3)	Time	Concentration (ug/m^3)	15-Min Avg Concentration (ug/m^3)	
10:31	36.7	-	10:31	-	-	-
10:32	36.0	-	10:32	-	-	-
10:33	41.0	-	10:33	120.5	-	-
10:34	41.8	-	10:34	34.5	-	-
10:35	25.5	-	10:35	39.0	-	-
10:36	22.3	-	10:36	34.8	-	-
10:37	24.5	-	10:37	40.0	-	-
10:38	30.0	-	10:38	38.5	-	-
10:39	33.0	-	10:39	40.3	-	-
10:40	40.8	-	10:40	42.8	-	-
10:41	33.8	-	10:41	51.5	-	-
10:42	26.8	-	10:42	40.0	-	-
10:43	22.5	-	10:43	37.8	-	-
10:44	90.8	-	10:44	41.5	-	-
10:45	28.0	-	10:45	40.8	-	-
10:46	25.5	34.8	10:46	52.8	-	-
10:47	87.0	38.2	10:47	52.0	-	-
10:48	51.5	38.9	10:48	45.0	42.1	-
10:49	87.5	42.0	10:49	50.5	43.1	-
10:50	25.5	42.0	10:50	43.3	43.4	-
10:51	23.0	42.0	10:51	46.3	44.2	-
10:52	24.5	42.0	10:52	45.8	44.6	-
10:53	29.8	42.0	10:53	45.3	45.0	-
10:54	22.0	41.3	10:54	48.3	45.6	-
10:55	25.8	40.3	10:55	49.0	46.0	-
10:56	24.5	39.6	10:56	52.0	46.0	-
10:57	24.5	39.5	10:57	45.5	46.4	-
10:58	22.8	39.5	10:58	49.0	47.1	-
10:59	23.0	35.0	10:59	50.0	47.7	-
11:00	25.3	34.8	11:00	51.5	48.4	-
11:01	30.5	35.1	11:01	52.3	48.4	-
11:02	26.8	31.1	11:02	51.8	48.4	-
11:03	24.3	29.3	11:03	53.8	48.9	-
11:04	19.3	24.8	11:04	53.8	49.2	-
11:05	21.5	24.5	11:05	52.5	49.8	-
11:06	28.5	24.9	11:06	56.0	50.4	-
11:07	20.8	24.6	11:07	53.8	51.0	-
11:08	20.5	24.0	11:08	53.8	51.5	-
11:09	23.5	24.1	11:09	57.8	52.2	-
11:10	37.0	24.8	11:10	57.0	52.7	-
11:11	27.0	25.0	11:11	56.5	53.0	-

Grand Union Bowling Alley Site
BCP #360222
150 Westchester Avenue, Port Chester
January 29, 2025

PARTICULATE DATA						
Upwind			Downwind			Exceeds Particulate Alarm Limit
Time	Concentration (ug/m^3)	15-Min Avg Concentration (ug/m^3)	Time	Concentration (ug/m^3)	15-Min Avg Concentration (ug/m^3)	
11:12	77.0	28.5	11:12	55.0	53.6	-
11:13	25.8	28.7	11:13	55.3	54.0	-
11:14	24.0	28.8	11:14	57.0	54.5	-
11:15	22.5	28.6	11:15	56.8	54.9	-
11:16	26.0	28.3	11:16	57.0	55.2	-
11:17	23.5	28.1	11:17	58.5	55.6	-
11:18	23.5	28.0	11:18	58.0	55.9	-
11:19	29.0	28.7	11:19	57.8	56.2	-
11:20	21.8	28.7	11:20	58.8	56.6	-
11:21	23.0	28.3	11:21	60.8	56.9	-
11:22	29.3	28.9	11:22	62.3	57.5	-
11:23	45.8	30.6	11:23	60.5	57.9	-
11:24	37.8	31.5	11:24	64.8	58.4	-
11:25	22.8	30.6	11:25	59.0	58.5	-
11:26	20.8	30.2	11:26	61.5	58.9	-
11:27	21.8	26.5	11:27	65.8	59.6	-
11:28	19.5	26.1	11:28	60.0	59.9	-
11:29	40.8	27.2	11:29	64.5	60.4	-
11:30	21.3	27.1	11:30	62.3	60.8	-
11:31	27.5	27.2	11:31	62.5	61.1	-
11:32	30.3	27.6	11:32	74.3	62.2	-
11:33	20.8	27.5	11:33	63.3	62.5	-
11:34	22.3	27.0	11:34	62.3	62.8	-
11:35	25.0	27.2	11:35	66.3	63.3	-
11:36	32.5	27.9	11:36	65.5	63.6	-
11:37	22.8	27.4	11:37	64.5	63.8	-
11:38	23.3	25.9	11:38	62.8	63.9	-
11:39	21.5	24.8	11:39	64.3	63.9	-
11:40	19.8	24.6	11:40	63.0	64.2	-
11:41	19.0	24.5	11:41	64.3	64.4	-
11:42	22.8	24.6	11:42	66.0	64.4	-
11:43	20.0	24.6	11:43	63.0	64.6	-
11:44	19.3	23.2	11:44	62.5	64.4	-
11:45	17.3	22.9	11:45	62.5	64.5	-
11:46	20.3	22.4	11:46	64.3	64.6	-
11:47	19.5	21.7	11:47	64.8	63.9	-
11:48	20.0	21.7	11:48	64.5	64.0	-
11:49	17.5	21.4	11:49	68.5	64.4	-
11:50	26.0	21.4	11:50	68.8	64.6	-
11:51	25.3	20.9	11:51	67.8	64.8	-
11:52	26.0	21.2	11:52	69.3	65.1	-
11:53	20.0	20.9	11:53	65.0	65.2	-
11:54	20.5	20.9	11:54	64.3	65.2	-
11:55	24.0	21.2	11:55	68.5	65.6	-
11:56	21.8	21.3	11:56	69.8	66.0	-
11:57	20.3	21.2	11:57	67.5	66.1	-
11:58	20.5	21.2	11:58	68.3	66.4	-
11:59	23.8	21.5	11:59	71.0	67.0	-

Grand Union Bowling Alley Site
BCP #360222
150 Westchester Avenue, Port Chester
January 29, 2025

PARTICULATE DATA						
Upwind			Downwind			Exceeds Particulate Alarm Limit
Time	Concentration (ug/m^3)	15-Min Avg Concentration (ug/m^3)	Time	Concentration (ug/m^3)	15-Min Avg Concentration (ug/m^3)	
12:00	20.5	21.7	12:00	69.5	67.4	-
12:01	23.5	21.9	12:01	67.3	67.6	-
12:02	17.3	21.8	12:02	68.5	67.9	-
12:03	18.0	21.7	12:03	69.3	68.2	-
12:04	18.3	21.7	12:04	67.3	68.1	-
12:05	20.5	21.3	12:05	70.3	68.2	-
12:06	18.3	20.9	12:06	67.0	68.2	-
12:07	18.0	20.3	12:07	67.3	68.0	-
12:08	17.0	20.1	12:08	66.5	68.1	-
12:09	21.5	20.2	12:09	67.8	68.4	-
12:10	19.5	19.9	12:10	67.0	68.3	-
12:11	21.0	19.9	12:11	70.5	68.3	-
12:12	29.3	20.5	12:12	70.8	68.5	-
12:13	24.8	20.7	12:13	72.0	68.8	-
12:14	23.0	20.7	12:14	75.5	69.1	-
12:15	26.3	21.1	12:15	69.0	69.1	-
12:16	24.5	21.1	12:16	71.3	69.3	-
12:17	20.8	21.4	12:17	70.5	69.5	-
12:18	21.5	21.6	12:18	71.0	69.6	-
12:19	20.8	21.8	12:19	70.5	69.8	-
12:20	19.0	21.7	12:20	70.3	69.8	-
12:21	125.0	28.8	12:21	70.8	70.0	-
12:22	38.5	30.2	12:22	68.8	70.1	-
12:23	26.3	30.8	12:23	73.3	70.6	-
12:24	20.8	30.7	12:24	69.3	70.7	-
12:25	20.0	30.8	12:25	70.3	70.9	-
12:26	26.8	31.1	12:26	71.0	70.9	-
12:27	20.8	30.6	12:27	73.8	71.1	-
12:28	21.0	30.3	12:28	70.8	71.1	-
12:29	19.3	30.1	12:29	70.0	70.7	-
12:30	18.5	29.6	12:30	70.5	70.8	-
12:31	19.8	29.2	12:31	73.0	70.9	-
12:32	17.8	29.0	12:32	70.8	70.9	-
12:33	18.3	28.8	12:33	72.5	71.0	-
12:34	18.0	28.6	12:34	71.5	71.1	-
12:35	17.0	28.5	12:35	70.5	71.1	-
12:36	17.5	21.3	12:36	69.3	71.0	-
12:37	16.3	19.9	12:37	72.0	71.2	-
12:38	16.3	19.2	12:38	73.0	71.2	-
12:39	17.0	18.9	12:39	70.5	71.3	-
12:40	17.3	18.8	12:40	71.5	71.4	-
12:41	16.0	18.0	12:41	69.3	71.3	-
12:42	15.3	17.7	12:42	69.5	71.0	-
12:43	17.0	17.4	12:43	74.3	71.2	-
12:44	24.8	17.8	12:44	74.0	71.5	-
12:45	17.5	17.7	12:45	75.0	71.8	-
12:46	17.8	17.6	12:46	72.0	71.7	-
12:47	19.3	17.7	12:47	86.0	72.7	-

Grand Union Bowling Alley Site
BCP #360222
150 Westchester Avenue, Port Chester
January 29, 2025

PARTICULATE DATA						
Upwind			Downwind			Exceeds Particulate Alarm Limit
Time	Concentration (ug/m^3)	15-Min Avg Concentration (ug/m^3)	Time	Concentration (ug/m^3)	15-Min Avg Concentration (ug/m^3)	
12:48	16.3	17.5	12:48	77.8	73.1	-
12:49	23.0	17.9	12:49	86.5	74.1	-
12:50	22.3	18.2	12:50	74.0	74.3	-
12:51	21.0	18.5	12:51	93.0	75.9	-
12:52	16.0	18.4	12:52	76.8	76.2	-
12:53	18.5	18.6	12:53	77.3	76.5	-
12:54	17.3	18.6	12:54	75.5	76.8	-
12:55	16.5	18.6	12:55	77.3	77.2	-
12:56	16.8	18.6	12:56	75.8	77.6	-
12:57	15.0	18.6	12:57	78.0	78.2	-
12:58	18.0	18.7	12:58	77.0	78.4	-
12:59	19.0	18.3	12:59	76.5	78.6	-
13:00	18.5	18.3	13:00	80.0	78.9	-
13:01	20.0	18.5	13:01	77.0	79.2	-
13:02	16.8	18.3	13:02	76.8	78.6	-
13:03	16.8	18.4	13:03	74.0	78.4	-
13:04	18.0	18.0	13:04	79.0	77.9	-
13:05	15.3	17.6	13:05	76.8	78.0	-
13:06	18.0	17.4	13:06	77.8	77.0	-
13:07	14.5	17.3	13:07	79.0	77.2	-
13:08	17.8	17.2	13:08	74.5	77.0	-
13:09	15.8	17.1	13:09	74.5	76.9	-
13:10	86.3	21.8	13:10	100.5	78.5	-
13:11	21.0	22.0	13:11	91.0	79.5	-
13:12	15.5	22.1	13:12	75.5	79.3	-
13:13	17.3	22.0	13:13	74.3	79.1	-
13:14	42.8	23.6	13:14	75.0	79.0	-
13:15	16.8	23.5	13:15	79.3	79.0	-
13:16	20.0	23.5	13:16	77.3	79.0	-
13:17	15.5	23.4	13:17	75.3	78.9	-
13:18	17.0	23.4	13:18	78.5	79.2	-
13:19	19.5	23.5	13:19	76.3	79.0	-
13:20	14.5	23.5	13:20	75.5	78.9	-
13:21	15.8	23.3	13:21	74.0	78.7	-
13:22	16.5	23.5	13:22	75.0	78.4	-
13:23	14.8	23.3	13:23	74.5	78.4	-
13:24	13.3	23.1	13:24	74.8	78.4	-
13:25	13.5	18.2	13:25	76.0	76.8	-
13:26	153.5	27.1	13:26	78.5	76.0	-
13:27	57.5	29.9	13:27	92.5	77.1	-
13:28	162.3	39.5	13:28	75.8	77.2	-
13:29	30.8	38.7	13:29	76.8	77.3	-
13:30	19.8	38.9	13:30	76.3	77.1	-
13:31	16.0	38.7	13:31	83.5	77.5	-
13:32	30.5	39.7	13:32	78.5	77.8	-
13:33	25.3	40.2	13:33	87.0	78.3	-
13:34	16.8	40.0	13:34	82.0	78.7	-
13:35	15.5	40.1	13:35	81.0	79.1	-

Grand Union Bowling Alley Site
BCP #360222
150 Westchester Avenue, Port Chester
January 29, 2025

PARTICULATE DATA						
Upwind			Downwind			Exceeds Particulate Alarm Limit
Time	Concentration (ug/m^3)	15-Min Avg Concentration (ug/m^3)	Time	Concentration (ug/m^3)	15-Min Avg Concentration (ug/m^3)	
13:36	18.0	40.3	13:36	79.3	79.4	-
13:37	14.0	40.1	13:37	77.5	79.6	-
13:38	13.5	40.0	13:38	77.8	79.8	-
13:39	14.5	40.1	13:39	79.5	80.1	-
13:40	18.0	40.4	13:40	81.8	80.5	-
13:41	14.8	31.1	13:41	77.0	80.4	-
13:42	14.3	28.3	13:42	76.8	79.4	-
13:43	12.8	18.3	13:43	76.5	79.4	-
13:44	13.8	17.2	13:44	76.0	79.4	-
13:45	12.5	16.7	13:45	76.3	79.4	-
13:46	14.0	16.5	13:46	77.0	78.9	-
13:47	14.0	15.4	13:47	78.0	78.9	-
13:48	12.0	14.6	13:48	74.5	78.1	-
13:49	12.8	14.3	13:49	75.8	77.6	-
13:50	10.8	14.0	13:50	72.8	77.1	-
13:51	11.3	13.5	13:51	73.8	76.7	-
13:52	12.0	13.4	13:52	73.5	76.5	-
13:53	13.8	13.4	13:53	75.5	76.3	-
13:54	10.3	13.1	13:54	78.0	76.2	-
13:55	9.5	12.6	13:55	80.5	76.1	-
13:56	10.3	12.3	13:56	73.5	75.9	-
13:57	10.0	12.0	13:57	73.5	75.7	-
13:58	15.0	12.1	13:58	74.3	75.5	-
13:59	16.8	12.3	13:59	79.8	75.8	-
14:00	10.3	12.2	14:00	72.8	75.5	-
14:01	10.8	12.0	14:01	82.8	75.9	-
14:02	11.5	11.8	14:02	74.8	75.7	-
14:03	11.0	11.7	14:03	73.0	75.6	-
14:04	12.0	11.7	14:04	72.8	75.4	-
14:05	11.8	11.7	14:05	72.3	75.4	-
14:06	9.5	11.6	14:06	73.0	75.3	-
14:07	10.8	11.5	14:07	75.3	75.4	-
14:08	7.8	11.1	14:08	72.3	75.2	-
14:09	14.0	11.4	14:09	72.5	74.9	-
14:10	8.3	11.3	14:10	73.8	74.4	-
14:11	7.5	11.1	14:11	72.0	74.3	-
14:12	8.5	11.0	14:12	72.5	74.2	-
14:13	8.0	10.6	14:13	71.8	74.1	-
14:14	8.0	10.0	14:14	72.5	73.6	-
14:15	8.0	9.8	14:15	72.5	73.6	-
14:16	7.8	9.6	14:16	71.3	72.8	-
14:17	9.5	9.5	14:17	71.8	72.6	-
14:18	8.5	9.3	14:18	71.3	72.5	-
14:19	8.3	9.1	14:19	72.5	72.5	-
14:20	7.8	8.8	14:20	78.5	72.9	-
14:21	7.0	8.6	14:21	72.5	72.9	-
14:22	8.8	8.5	14:22	72.3	72.7	-
14:23	9.0	8.6	14:23	78.5	73.1	-

Grand Union Bowling Alley Site
BCP #360222
150 Westchester Avenue, Port Chester
January 29, 2025

PARTICULATE DATA						
Upwind			Downwind			Exceeds Particulate Alarm Limit
Time	Concentration (ug/m^3)	15-Min Avg Concentration (ug/m^3)	Time	Concentration (ug/m^3)	15-Min Avg Concentration (ug/m^3)	
14:24	10.3	8.3	14:24	72.3	73.1	-
14:25	8.8	8.4	14:25	75.3	73.2	-
14:26	12.8	8.7	14:26	72.8	73.2	-
14:27	7.3	8.6	14:27	72.0	73.2	-
14:28	7.8	8.6	14:28	71.8	73.2	-
14:29	8.0	8.6	14:29	71.5	73.1	-
14:30	8.0	8.6	14:30	71.0	73.0	-
14:31	7.8	8.6	14:31	72.0	73.1	-
14:32	12.0	8.8	14:32	77.3	73.4	-
14:33	17.0	9.4	14:33	81.5	74.1	-
14:34	15.5	9.8	14:34	79.5	74.6	-
14:35	8.8	9.9	14:35	75.3	74.4	-
14:36	10.3	10.1	14:36	84.0	75.1	-
14:37	8.8	10.1	14:37	76.8	75.4	-
14:38	8.0	10.1	14:38	71.8	75.0	-
14:39	7.5	9.9	14:39	71.8	74.9	-
14:40	7.0	9.8	14:40	71.8	74.7	-
14:41	8.0	9.4	14:41	72.3	74.7	-
14:42	8.0	9.5	14:42	78.0	75.1	-
14:43	6.8	9.4	14:43	71.3	75.0	-
14:44	8.5	9.5	14:44	71.3	75.0	-
14:45	8.0	9.5	14:45	72.8	75.1	-
14:46	8.3	9.5	14:46	70.8	75.1	-
14:47	7.8	9.2	14:47	69.3	74.5	-
14:48	7.5	8.6	14:48	69.0	73.7	-
14:49	13.8	8.5	14:49	70.3	73.1	-
14:50	7.3	8.4	14:50	70.8	72.8	-
14:51	7.0	8.1	14:51	68.5	71.7	-
14:52	7.3	8.0	14:52	67.8	71.1	-
14:53	7.0	8.0	14:53	69.8	71.0	-
14:54	6.5	7.9	14:54	67.5	70.7	-
14:55	6.5	7.9	14:55	70.0	70.6	-
14:56	37.0	9.8	14:56	66.8	70.2	-
14:57	8.0	9.8	14:57	68.0	69.6	-
14:58	7.8	9.9	14:58	69.5	69.5	-
14:59	6.5	9.7	14:59	66.8	69.2	-
15:00	7.3	9.7	15:00	76.8	69.4	-
15:01	24.8	10.8	15:01	67.5	69.2	-
15:02	6.8	10.7	15:02	68.3	69.1	-
15:03	13.3	11.1	15:03	67.5	69.0	-
15:04	5.8	10.6	15:04	70.8	69.1	-
15:05	5.3	10.4	15:05	65.3	68.7	-
15:06	6.5	10.4	15:06	65.0	68.5	-
15:07	5.8	10.3	15:07	64.5	68.3	-
15:08	5.3	10.2	15:08	66.3	68.0	-
15:09	5.0	10.1	15:09	65.0	67.9	-
15:10	5.8	10.0	15:10	64.8	67.5	-
15:11	7.0	8.0	15:11	64.3	67.3	-

Grand Union Bowling Alley Site
BCP #360222
150 Westchester Avenue, Port Chester
January 29, 2025

PARTICULATE DATA						
Upwind			Downwind			Exceeds Particulate Alarm Limit
Time	Concentration (ug/m^3)	15-Min Avg Concentration (ug/m^3)	Time	Concentration (ug/m^3)	15-Min Avg Concentration (ug/m^3)	
15:12	7.3	8.0	15:12	65.0	67.1	-
15:13	8.5	8.0	15:13	64.8	66.8	-
15:14	7.0	8.1	15:14	64.5	66.7	-
15:15	5.8	8.0	15:15	64.0	65.8	-
15:16	6.3	6.7	15:16	63.3	65.5	-
15:17	5.3	6.6	15:17	64.0	65.3	-
15:18	5.0	6.1	15:18	65.8	65.1	-
15:19	35.5	8.1	15:19	64.3	64.7	-
15:20	5.5	8.1	15:20	67.5	64.9	-
15:21	6.3	8.1	15:21	62.5	64.7	-
15:22	5.0	8.0	15:22	62.3	64.5	-
15:23	5.5	8.0	15:23	63.5	64.4	-
15:24	6.0	8.1	15:24	62.8	64.2	-
15:25	5.8	8.1	15:25	62.3	64.0	-
15:26	8.8	8.2	15:26	63.3	64.0	-
15:27	4.8	8.1	15:27	63.3	63.9	-
15:28	5.0	7.8	15:28	62.8	63.7	-
15:29	5.5	7.7	15:29	63.8	63.7	-
15:30	5.0	7.7	15:30	62.8	63.6	-
15:31	7.3	7.7	15:31	62.3	63.5	-
15:32	5.5	7.8	15:32	61.8	63.4	-
15:33	10.5	8.1	15:33	62.8	63.2	-
15:34	7.8	6.3	15:34	62.8	63.1	-
15:35	22.3	7.4	15:35	61.5	62.7	-
15:36	8.5	7.5	15:36	62.0	62.6	-
15:37	30.0	9.2	15:37	62.8	62.7	-
15:38	12.0	9.6	15:38	61.5	62.5	-
15:39	18.8	10.5	15:39	62.8	62.5	-
15:40	15.0	11.1	15:40	61.8	62.5	-
15:41	10.5	11.2	15:41	63.3	62.5	-
15:42	9.0	11.5	15:42	66.8	62.7	-
15:43	7.0	11.6	15:43	64.8	62.9	-
15:44	12.5	12.1	15:44	70.5	63.3	-
15:45	12.5	12.6	15:45	66.5	63.6	-
15:46	7.8	12.6	15:46	62.0	63.6	-
15:47	17.0	13.4	15:47	62.5	63.6	-
15:48	6.5	13.1	15:48	60.3	63.4	-
15:49	7.8	13.1	15:49	61.3	63.3	-
15:50	7.8	12.2	15:50	63.3	63.5	-
15:51	12.5	12.4	15:51	63.8	63.6	-
15:52	8.3	11.0	15:52	63.8	63.6	-
15:53	14.0	11.1	15:53	63.0	63.7	-
15:54	7.3	10.4	15:54	65.5	63.9	-
15:55	6.0	9.8	15:55	64.0	64.1	-

Grand Union Bowling Alley Site
BCP #360222
150 Westchester Avenue, Port Chester
January 29, 2025

Wednesday, January 29, 2025						
					Number of Instances Where Downwind VOCs Exceeds Upwind VOCs + 5 =	0
					Number of Comparable Data Points =	308
					Start Time:	10:31
					End Time:	15:55
PID DATA						
Upwind			Downwind			
Time	Concentration (ppm)	15-Min Avg Concentration (ppm)	Time	Concentration (ppm)	15-Min Avg Concentration (ppm)	Exceeds VOC Alarm Limit
10:31	0.0	-	10:31	-	-	-
10:32	0.0	-	10:32	-	-	-
10:33	0.0	-	10:33	0.0	-	-
10:34	0.0	-	10:34	0.0	-	-
10:35	0.0	-	10:35	0.0	-	-
10:36	0.0	-	10:36	0.0	-	-
10:37	0.0	-	10:37	0.0	-	-
10:38	0.0	-	10:38	0.0	-	-
10:39	0.0	-	10:39	0.0	-	-
10:40	0.0	-	10:40	0.0	-	-
10:41	0.0	-	10:41	0.0	-	-
10:42	0.0	-	10:42	0.0	-	-
10:43	0.0	-	10:43	0.0	-	-
10:44	0.0	-	10:44	0.0	-	-
10:45	0.0	-	10:45	0.0	-	-
10:46	0.0	0.0	10:46	0.0	-	-
10:47	0.0	0.0	10:47	0.0	-	-
10:48	0.0	0.0	10:48	0.0	0.0	-
10:49	0.0	0.0	10:49	0.0	0.0	-
10:50	0.0	0.0	10:50	0.0	0.0	-
10:51	0.0	0.0	10:51	0.0	0.0	-
10:52	0.0	0.0	10:52	0.0	0.0	-
10:53	0.0	0.0	10:53	0.0	0.0	-
10:54	0.0	0.0	10:54	0.0	0.0	-
10:55	0.0	0.0	10:55	0.0	0.0	-
10:56	0.0	0.0	10:56	0.0	0.0	-
10:57	0.0	0.0	10:57	0.0	0.0	-
10:58	0.0	0.0	10:58	0.0	0.0	-
10:59	0.0	0.0	10:59	0.0	0.0	-
11:00	0.0	0.0	11:00	0.0	0.0	-
11:01	0.0	0.0	11:01	0.0	0.0	-
11:02	0.0	0.0	11:02	0.0	0.0	-
11:03	0.0	0.0	11:03	0.0	0.0	-
11:04	0.0	0.0	11:04	0.0	0.0	-
11:05	0.0	0.0	11:05	0.0	0.0	-
11:06	0.0	0.0	11:06	0.0	0.0	-
11:07	0.0	0.0	11:07	0.0	0.0	-
11:08	0.0	0.0	11:08	0.0	0.0	-
11:09	0.0	0.0	11:09	0.0	0.0	-
11:10	0.0	0.0	11:10	0.0	0.0	-
11:11	0.0	0.0	11:11	0.0	0.0	-
11:12	0.0	0.0	11:12	0.0	0.0	-
11:13	0.0	0.0	11:13	0.0	0.0	-

Grand Union Bowling Alley Site
BCP #360222
150 Westchester Avenue, Port Chester
January 29, 2025

PID DATA						
Upwind			Downwind			
Time	Concentration (ppm)	15-Min Avg Concentration (ppm)	Time	Concentration (ppm)	15-Min Avg Concentration (ppm)	Exceeds VOC Alarm Limit
11:14	0.0	0.0	11:14	0.0	0.0	-
11:15	0.0	0.0	11:15	0.0	0.0	-
11:16	0.0	0.0	11:16	0.0	0.0	-
11:17	0.0	0.0	11:17	0.0	0.0	-
11:18	0.0	0.0	11:18	0.0	0.0	-
11:19	0.0	0.0	11:19	0.0	0.0	-
11:20	0.0	0.0	11:20	0.0	0.0	-
11:21	0.0	0.0	11:21	0.0	0.0	-
11:22	0.0	0.0	11:22	0.0	0.0	-
11:23	0.0	0.0	11:23	0.0	0.0	-
11:24	0.0	0.0	11:24	0.0	0.0	-
11:25	0.0	0.0	11:25	0.0	0.0	-
11:26	0.0	0.0	11:26	0.0	0.0	-
11:27	0.0	0.0	11:27	0.0	0.0	-
11:28	0.0	0.0	11:28	0.0	0.0	-
11:29	0.0	0.0	11:29	0.0	0.0	-
11:30	0.0	0.0	11:30	0.0	0.0	-
11:31	0.0	0.0	11:31	0.0	0.0	-
11:32	0.0	0.0	11:32	0.0	0.0	-
11:33	0.0	0.0	11:33	0.0	0.0	-
11:34	0.0	0.0	11:34	0.0	0.0	-
11:35	0.0	0.0	11:35	0.0	0.0	-
11:36	0.0	0.0	11:36	0.0	0.0	-
11:37	0.0	0.0	11:37	0.0	0.0	-
11:38	0.0	0.0	11:38	0.0	0.0	-
11:39	0.0	0.0	11:39	0.0	0.0	-
11:40	0.0	0.0	11:40	0.0	0.0	-
11:41	0.0	0.0	11:41	0.0	0.0	-
11:42	0.0	0.0	11:42	0.0	0.0	-
11:43	0.0	0.0	11:43	0.0	0.0	-
11:44	0.0	0.0	11:44	0.0	0.0	-
11:45	0.0	0.0	11:45	0.0	0.0	-
11:46	0.0	0.0	11:46	0.0	0.0	-
11:47	0.0	0.0	11:47	0.0	0.0	-
11:48	0.0	0.0	11:48	0.0	0.0	-
11:49	0.0	0.0	11:49	0.0	0.0	-
11:50	0.0	0.0	11:50	0.0	0.0	-
11:51	0.0	0.0	11:51	0.0	0.0	-
11:52	0.0	0.0	11:52	0.0	0.0	-
11:53	0.0	0.0	11:53	0.0	0.0	-
11:54	0.0	0.0	11:54	0.0	0.0	-
11:55	0.0	0.0	11:55	0.0	0.0	-
11:56	0.0	0.0	11:56	0.0	0.0	-
11:57	0.0	0.0	11:57	0.0	0.0	-
11:58	0.0	0.0	11:58	0.0	0.0	-
11:59	0.0	0.0	11:59	0.0	0.0	-
12:00	0.0	0.0	12:00	0.0	0.0	-
12:01	0.0	0.0	12:01	0.0	0.0	-
12:02	0.0	0.0	12:02	0.0	0.0	-

Grand Union Bowling Alley Site
BCP #360222
150 Westchester Avenue, Port Chester
January 29, 2025

PID DATA						
Upwind			Downwind			
Time	Concentration (ppm)	15-Min Avg Concentration (ppm)	Time	Concentration (ppm)	15-Min Avg Concentration (ppm)	Exceeds VOC Alarm Limit
12:03	0.0	0.0	12:03	0.0	0.0	-
12:04	0.0	0.0	12:04	0.0	0.0	-
12:05	0.0	0.0	12:05	0.0	0.0	-
12:06	0.0	0.0	12:06	0.0	0.0	-
12:07	0.0	0.0	12:07	0.0	0.0	-
12:08	0.0	0.0	12:08	0.0	0.0	-
12:09	0.0	0.0	12:09	0.0	0.0	-
12:10	0.0	0.0	12:10	0.0	0.0	-
12:11	0.0	0.0	12:11	0.0	0.0	-
12:12	0.0	0.0	12:12	0.0	0.0	-
12:13	0.0	0.0	12:13	0.0	0.0	-
12:14	0.0	0.0	12:14	0.0	0.0	-
12:15	0.0	0.0	12:15	0.0	0.0	-
12:16	0.0	0.0	12:16	0.0	0.0	-
12:17	0.0	0.0	12:17	0.0	0.0	-
12:18	0.0	0.0	12:18	0.0	0.0	-
12:19	0.0	0.0	12:19	0.0	0.0	-
12:20	0.0	0.0	12:20	0.0	0.0	-
12:21	0.0	0.0	12:21	0.0	0.0	-
12:22	0.0	0.0	12:22	0.0	0.0	-
12:23	0.0	0.0	12:23	0.0	0.0	-
12:24	0.0	0.0	12:24	0.0	0.0	-
12:25	0.0	0.0	12:25	0.0	0.0	-
12:26	0.0	0.0	12:26	0.0	0.0	-
12:27	0.0	0.0	12:27	0.0	0.0	-
12:28	0.0	0.0	12:28	0.0	0.0	-
12:29	0.0	0.0	12:29	0.0	0.0	-
12:30	0.0	0.0	12:30	0.0	0.0	-
12:31	0.0	0.0	12:31	0.0	0.0	-
12:32	0.0	0.0	12:32	0.0	0.0	-
12:33	0.0	0.0	12:33	0.0	0.0	-
12:34	0.0	0.0	12:34	0.0	0.0	-
12:35	0.0	0.0	12:35	0.0	0.0	-
12:36	0.0	0.0	12:36	0.0	0.0	-
12:37	0.0	0.0	12:37	0.0	0.0	-
12:38	0.0	0.0	12:38	0.0	0.0	-
12:39	0.0	0.0	12:39	0.0	0.0	-
12:40	0.0	0.0	12:40	0.0	0.0	-
12:41	0.0	0.0	12:41	0.0	0.0	-
12:42	0.0	0.0	12:42	0.0	0.0	-
12:43	0.0	0.0	12:43	0.0	0.0	-
12:44	0.0	0.0	12:44	0.0	0.0	-
12:45	0.0	0.0	12:45	0.0	0.0	-
12:46	0.0	0.0	12:46	0.0	0.0	-
12:47	0.0	0.0	12:47	0.0	0.0	-
12:48	0.0	0.0	12:48	0.0	0.0	-
12:49	0.0	0.0	12:49	0.0	0.0	-
12:50	0.0	0.0	12:50	0.0	0.0	-
12:51	0.0	0.0	12:51	0.0	0.0	-

Grand Union Bowling Alley Site
BCP #360222
150 Westchester Avenue, Port Chester
January 29, 2025

PID DATA						
Upwind			Downwind			
Time	Concentration (ppm)	15-Min Avg Concentration (ppm)	Time	Concentration (ppm)	15-Min Avg Concentration (ppm)	Exceeds VOC Alarm Limit
12:52	0.0	0.0	12:52	0.0	0.0	-
12:53	0.0	0.0	12:53	0.0	0.0	-
12:54	0.0	0.0	12:54	0.0	0.0	-
12:55	0.0	0.0	12:55	0.0	0.0	-
12:56	0.0	0.0	12:56	0.0	0.0	-
12:57	0.0	0.0	12:57	0.0	0.0	-
12:58	0.0	0.0	12:58	0.0	0.0	-
12:59	0.0	0.0	12:59	0.0	0.0	-
13:00	0.0	0.0	13:00	0.0	0.0	-
13:01	0.0	0.0	13:01	0.0	0.0	-
13:02	0.0	0.0	13:02	0.0	0.0	-
13:03	0.0	0.0	13:03	0.0	0.0	-
13:04	0.0	0.0	13:04	0.0	0.0	-
13:05	0.0	0.0	13:05	0.0	0.0	-
13:06	0.0	0.0	13:06	0.0	0.0	-
13:07	0.0	0.0	13:07	0.0	0.0	-
13:08	0.0	0.0	13:08	0.0	0.0	-
13:09	0.0	0.0	13:09	0.0	0.0	-
13:10	0.0	0.0	13:10	0.0	0.0	-
13:11	0.0	0.0	13:11	0.0	0.0	-
13:12	0.0	0.0	13:12	0.0	0.0	-
13:13	0.0	0.0	13:13	0.0	0.0	-
13:14	0.0	0.0	13:14	0.0	0.0	-
13:15	0.0	0.0	13:15	0.0	0.0	-
13:16	0.0	0.0	13:16	0.0	0.0	-
13:17	0.0	0.0	13:17	0.0	0.0	-
13:18	0.0	0.0	13:18	0.0	0.0	-
13:19	0.0	0.0	13:19	0.0	0.0	-
13:20	0.0	0.0	13:20	0.0	0.0	-
13:21	0.0	0.0	13:21	0.0	0.0	-
13:22	0.0	0.0	13:22	0.0	0.0	-
13:23	0.0	0.0	13:23	0.0	0.0	-
13:24	0.0	0.0	13:24	0.0	0.0	-
13:25	0.0	0.0	13:25	0.0	0.0	-
13:26	0.0	0.0	13:26	0.0	0.0	-
13:27	0.0	0.0	13:27	0.0	0.0	-
13:28	0.0	0.0	13:28	0.0	0.0	-
13:29	0.0	0.0	13:29	0.0	0.0	-
13:30	0.0	0.0	13:30	0.0	0.0	-
13:31	0.0	0.0	13:31	0.0	0.0	-
13:32	0.0	0.0	13:32	0.0	0.0	-
13:33	0.0	0.0	13:33	0.0	0.0	-
13:34	0.0	0.0	13:34	0.0	0.0	-
13:35	0.0	0.0	13:35	0.0	0.0	-
13:36	0.0	0.0	13:36	0.0	0.0	-
13:37	0.0	0.0	13:37	0.0	0.0	-
13:38	0.0	0.0	13:38	0.0	0.0	-
13:39	0.0	0.0	13:39	0.0	0.0	-
13:40	0.0	0.0	13:40	0.0	0.0	-

Grand Union Bowling Alley Site
BCP #360222
150 Westchester Avenue, Port Chester
January 29, 2025

PID DATA						
Upwind			Downwind			
Time	Concentration (ppm)	15-Min Avg Concentration (ppm)	Time	Concentration (ppm)	15-Min Avg Concentration (ppm)	Exceeds VOC Alarm Limit
13:41	0.0	0.0	13:41	0.0	0.0	-
13:42	0.0	0.0	13:42	0.0	0.0	-
13:43	0.0	0.0	13:43	0.0	0.0	-
13:44	0.0	0.0	13:44	0.0	0.0	-
13:45	0.0	0.0	13:45	0.0	0.0	-
13:46	0.0	0.0	13:46	0.0	0.0	-
13:47	0.0	0.0	13:47	0.0	0.0	-
13:48	0.0	0.0	13:48	0.0	0.0	-
13:49	0.0	0.0	13:49	0.0	0.0	-
13:50	0.0	0.0	13:50	0.0	0.0	-
13:51	0.0	0.0	13:51	0.0	0.0	-
13:52	0.0	0.0	13:52	0.0	0.0	-
13:53	0.0	0.0	13:53	0.0	0.0	-
13:54	0.0	0.0	13:54	0.0	0.0	-
13:55	0.0	0.0	13:55	0.0	0.0	-
13:56	0.0	0.0	13:56	0.0	0.0	-
13:57	0.0	0.0	13:57	0.0	0.0	-
13:58	0.0	0.0	13:58	0.0	0.0	-
13:59	0.0	0.0	13:59	0.0	0.0	-
14:00	0.0	0.0	14:00	0.0	0.0	-
14:01	0.0	0.0	14:01	0.0	0.0	-
14:02	0.0	0.0	14:02	0.0	0.0	-
14:03	0.0	0.0	14:03	0.0	0.0	-
14:04	0.0	0.0	14:04	0.0	0.0	-
14:05	0.0	0.0	14:05	0.0	0.0	-
14:06	0.0	0.0	14:06	0.0	0.0	-
14:07	0.0	0.0	14:07	0.0	0.0	-
14:08	0.0	0.0	14:08	0.0	0.0	-
14:09	0.0	0.0	14:09	0.0	0.0	-
14:10	0.0	0.0	14:10	0.0	0.0	-
14:11	0.0	0.0	14:11	0.0	0.0	-
14:12	0.0	0.0	14:12	0.0	0.0	-
14:13	0.0	0.0	14:13	0.0	0.0	-
14:14	0.0	0.0	14:14	0.0	0.0	-
14:15	0.0	0.0	14:15	0.0	0.0	-
14:16	0.0	0.0	14:16	0.0	0.0	-
14:17	0.0	0.0	14:17	0.0	0.0	-
14:18	0.0	0.0	14:18	0.0	0.0	-
14:19	0.0	0.0	14:19	0.0	0.0	-
14:20	0.0	0.0	14:20	0.0	0.0	-
14:21	0.0	0.0	14:21	0.0	0.0	-
14:22	0.0	0.0	14:22	0.0	0.0	-
14:23	0.0	0.0	14:23	0.0	0.0	-
14:24	0.0	0.0	14:24	0.0	0.0	-
14:25	0.0	0.0	14:25	0.0	0.0	-
14:26	0.0	0.0	14:26	0.0	0.0	-
14:27	0.0	0.0	14:27	0.0	0.0	-
14:28	0.0	0.0	14:28	0.0	0.0	-
14:29	0.0	0.0	14:29	0.0	0.0	-

Grand Union Bowling Alley Site
BCP #360222
150 Westchester Avenue, Port Chester
January 29, 2025

PID DATA						
Upwind			Downwind			
Time	Concentration (ppm)	15-Min Avg Concentration (ppm)	Time	Concentration (ppm)	15-Min Avg Concentration (ppm)	Exceeds VOC Alarm Limit
14:30	0.0	0.0	14:30	0.0	0.0	-
14:31	0.0	0.0	14:31	0.0	0.0	-
14:32	0.0	0.0	14:32	0.0	0.0	-
14:33	0.0	0.0	14:33	0.0	0.0	-
14:34	0.0	0.0	14:34	0.0	0.0	-
14:35	0.0	0.0	14:35	0.0	0.0	-
14:36	0.0	0.0	14:36	0.0	0.0	-
14:37	0.0	0.0	14:37	0.0	0.0	-
14:38	0.0	0.0	14:38	0.0	0.0	-
14:39	0.0	0.0	14:39	0.0	0.0	-
14:40	0.0	0.0	14:40	0.0	0.0	-
14:41	0.0	0.0	14:41	0.0	0.0	-
14:42	0.0	0.0	14:42	0.0	0.0	-
14:43	0.0	0.0	14:43	0.0	0.0	-
14:44	0.0	0.0	14:44	0.0	0.0	-
14:45	0.0	0.0	14:45	0.0	0.0	-
14:46	0.0	0.0	14:46	0.0	0.0	-
14:47	0.0	0.0	14:47	0.0	0.0	-
14:48	0.0	0.0	14:48	0.0	0.0	-
14:49	0.0	0.0	14:49	0.0	0.0	-
14:50	0.0	0.0	14:50	0.0	0.0	-
14:51	0.0	0.0	14:51	0.0	0.0	-
14:52	0.0	0.0	14:52	0.0	0.0	-
14:53	0.0	0.0	14:53	0.0	0.0	-
14:54	0.0	0.0	14:54	0.0	0.0	-
14:55	0.0	0.0	14:55	0.0	0.0	-
14:56	0.0	0.0	14:56	0.0	0.0	-
14:57	0.0	0.0	14:57	0.0	0.0	-
14:58	0.0	0.0	14:58	0.0	0.0	-
14:59	0.0	0.0	14:59	0.0	0.0	-
15:00	0.0	0.0	15:00	0.0	0.0	-
15:01	0.0	0.0	15:01	0.0	0.0	-
15:02	0.0	0.0	15:02	0.0	0.0	-
15:03	0.0	0.0	15:03	0.0	0.0	-
15:04	0.0	0.0	15:04	0.0	0.0	-
15:05	0.0	0.0	15:05	0.0	0.0	-
15:06	0.0	0.0	15:06	0.0	0.0	-
15:07	0.0	0.0	15:07	0.0	0.0	-
15:08	0.0	0.0	15:08	0.0	0.0	-
15:09	0.0	0.0	15:09	0.0	0.0	-
15:10	0.0	0.0	15:10	0.0	0.0	-
15:11	0.0	0.0	15:11	0.0	0.0	-
15:12	0.0	0.0	15:12	0.0	0.0	-
15:13	0.0	0.0	15:13	0.0	0.0	-
15:14	0.0	0.0	15:14	0.0	0.0	-
15:15	0.0	0.0	15:15	0.0	0.0	-
15:16	0.0	0.0	15:16	0.0	0.0	-
15:17	0.0	0.0	15:17	0.0	0.0	-
15:18	0.0	0.0	15:18	0.0	0.0	-

Grand Union Bowling Alley Site
BCP #360222
150 Westchester Avenue, Port Chester
January 29, 2025

PID DATA						
Upwind			Downwind			
Time	Concentration (ppm)	15-Min Avg Concentration (ppm)	Time	Concentration (ppm)	15-Min Avg Concentration (ppm)	Exceeds VOC Alarm Limit
15:19	0.0	0.0	15:19	0.0	0.0	-
15:20	0.0	0.0	15:20	0.0	0.0	-
15:21	0.0	0.0	15:21	0.0	0.0	-
15:22	0.0	0.0	15:22	0.0	0.0	-
15:23	0.0	0.0	15:23	0.0	0.0	-
15:24	0.0	0.0	15:24	0.0	0.0	-
15:25	0.0	0.0	15:25	0.0	0.0	-
15:26	0.0	0.0	15:26	0.0	0.0	-
15:27	0.0	0.0	15:27	0.0	0.0	-
15:28	0.0	0.0	15:28	0.0	0.0	-
15:29	0.0	0.0	15:29	0.0	0.0	-
15:30	0.0	0.0	15:30	0.0	0.0	-
15:31	0.0	0.0	15:31	0.0	0.0	-
15:32	0.0	0.0	15:32	0.0	0.0	-
15:33	0.0	0.0	15:33	0.0	0.0	-
15:34	0.0	0.0	15:34	0.0	0.0	-
15:35	0.0	0.0	15:35	0.0	0.0	-
15:36	0.0	0.0	15:36	0.0	0.0	-
15:37	0.0	0.0	15:37	0.0	0.0	-
15:38	0.0	0.0	15:38	0.0	0.0	-
15:39	0.0	0.0	15:39	0.0	0.0	-
15:40	0.0	0.0	15:40	0.0	0.0	-
15:41	0.0	0.0	15:41	0.0	0.0	-
15:42	0.0	0.0	15:42	0.0	0.0	-
15:43	0.0	0.0	15:43	0.0	0.0	-
15:44	0.0	0.0	15:44	0.0	0.0	-
15:45	0.0	0.0	15:45	0.0	0.0	-
15:46	0.0	0.0	15:46	0.0	0.0	-
15:47	0.0	0.0	15:47	0.0	0.0	-
15:48	0.0	0.0	15:48	0.0	0.0	-
15:49	0.0	0.0	15:49	0.0	0.0	-
15:50	0.0	0.0	15:50	0.0	0.0	-
15:51	0.0	0.0	15:51	0.0	0.0	-
15:52	0.0	0.0	15:52	0.0	0.0	-
15:53	0.0	0.0	15:53	0.0	0.0	-
15:54	0.0	0.0	15:54	0.0	0.0	-
15:55	0.0	0.0	15:55	0.0	0.0	-

SESI CONSULTING ENGINEERS

959 US-46 Floor 3, Suite 300 - Parsippany-Troy Hills, NJ

DAILY AIR MONITORING REPORT
150 Westchester Avenue
Port Chester, New York

01/31/2025

Rev. No. 0	Page 1 of 2
Project Number: 11895A	
Dust Action Level	150 µg/m^3
VOC Action Level	5 ppm

Weather Data Range for Work Day		Wind Direction	WSW	Relative Humidity (%)	83.0 - 91.0	Daily Rain Total (in)	0.02	Readings in the summary table and graphs below are the reported downwind concentrations.
Temperature (°F)	37.0 - 43.0	Wind Speed (MPH)	0.5 - 2.7	Barometer (inHg)	29.70 - 30.00	Avg. Dew Point Temp (°F)	37.3	

Station Location	Daily Avg. Dust Concentration (µg/m^3)	Max 15-Min Dust Concentration (µg/m^3)	Time of Max Dust Reading	Daily Avg. VOC Concentration (ppm)	Max 15-Min VOC Concentration (ppm)	Time of Max VOC Reading
Upwind	56.9	89.6	11:51	0.0	0.0	10:18
Downwind	66.7	137.0	11:51	0.0	0.0	10:20

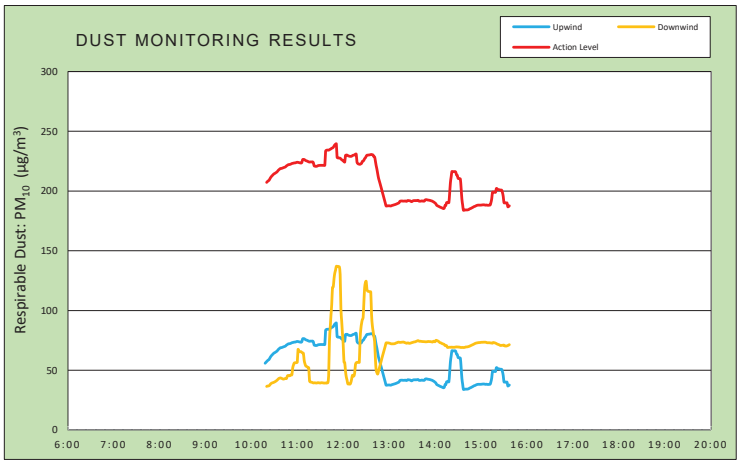

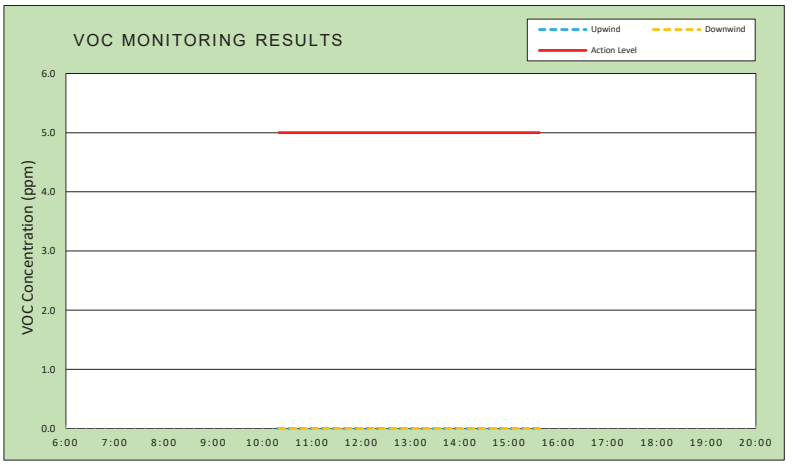

Air Monitoring Notes:

Weather Notes:

EMILCOTT
A Triumvirate Environmental Company

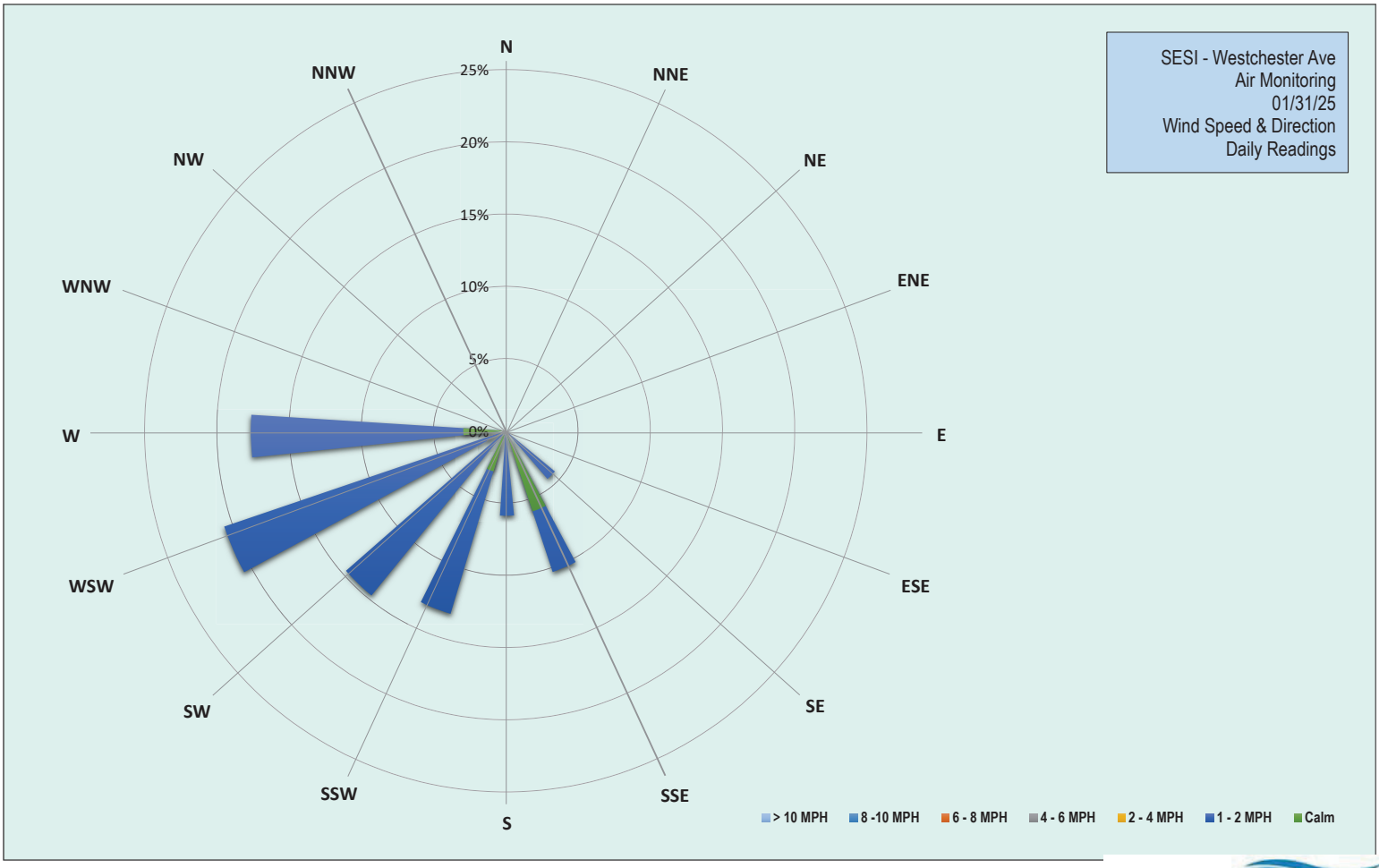

EMILCOTT
A Triumvirate Environmental Company

Grand Union Bowling Alley Site
BCP #360222
150 Westchester Avenue, Port Chester
January 31, 2025

Friday, January 31, 2025						
Number of Instances Where Downwind Particulates Exceeds Upwind Particulate + 150 =						0
Number of Comparable Data Points =						318
Start Time:						10:03
End Time:						15:37
PARTICULATE DATA						
Upwind			Downwind			Exceeds Particulate Alarm Limit
Time	Concentration (ug/m^3)	15-Min Avg Concentration (ug/m^3)	Time	Concentration (ug/m^3)	15-Min Avg Concentration (ug/m^3)	
10:03	49.8	-	10:03	-	-	-
10:04	49.8	-	10:04	-	-	-
10:05	50.0	-	10:05	33.3	-	-
10:06	50.5	-	10:06	33.3	-	-
10:07	52.0	-	10:07	36.8	-	-
10:08	55.8	-	10:08	36.5	-	-
10:09	54.3	-	10:09	36.8	-	-
10:10	55.0	-	10:10	34.8	-	-
10:11	56.5	-	10:11	37.3	-	-
10:12	58.0	-	10:12	38.8	-	-
10:13	58.5	-	10:13	39.3	-	-
10:14	57.8	-	10:14	37.0	-	-
10:15	58.8	-	10:15	37.0	-	-
10:16	60.5	-	10:16	35.8	-	-
10:17	59.0	-	10:17	35.3	-	-
10:18	61.5	55.9	10:18	35.0	-	-
10:19	60.5	56.6	10:19	35.5	-	-
10:20	60.0	57.2	10:20	37.8	36.4	-
10:21	60.5	57.9	10:21	38.0	36.8	-
10:22	61.3	58.5	10:22	37.5	36.8	-
10:23	61.5	58.9	10:23	39.3	37.0	-
10:24	70.0	60.0	10:24	44.8	37.5	-
10:25	72.0	61.1	10:25	48.0	38.4	-
10:26	70.0	62.0	10:26	45.8	39.0	-
10:27	69.0	62.7	10:27	44.0	39.3	-
10:28	68.3	63.4	10:28	42.8	39.6	-
10:29	68.0	64.1	10:29	40.3	39.8	-
10:30	66.3	64.6	10:30	41.8	40.1	-
10:31	64.8	64.8	10:31	40.8	40.4	-
10:32	66.8	65.4	10:32	41.5	40.8	-
10:33	67.3	65.7	10:33	42.3	41.3	-
10:34	70.0	66.4	10:34	44.0	41.9	-
10:35	72.3	67.2	10:35	47.8	42.6	-
10:36	70.0	67.8	10:36	46.3	43.1	-
10:37	69.3	68.4	10:37	41.5	43.4	-
10:38	69.0	68.9	10:38	42.0	43.6	-
10:39	70.3	68.9	10:39	41.3	43.3	-
10:40	75.0	69.1	10:40	44.3	43.1	-
10:41	73.5	69.3	10:41	40.5	42.7	-
10:42	73.3	69.6	10:42	41.8	42.6	-
10:43	71.5	69.8	10:43	45.5	42.8	-
10:44	71.5	70.0	10:44	44.0	43.0	-

Grand Union Bowling Alley Site
BCP #360222
150 Westchester Avenue, Port Chester
January 31, 2025

PARTICULATE DATA						
Upwind			Downwind			Exceeds Particulate Alarm Limit
Time	Concentration (ug/m^3)	15-Min Avg Concentration (ug/m^3)	Time	Concentration (ug/m^3)	15-Min Avg Concentration (ug/m^3)	
10:45	72.8	70.5	10:45	42.5	43.1	-
10:46	74.5	71.1	10:46	40.8	43.1	-
10:47	72.3	71.5	10:47	72.3	45.1	-
10:48	74.3	72.0	10:48	49.8	45.6	-
10:49	73.0	72.2	10:49	42.8	45.5	-
10:50	73.0	72.2	10:50	44.5	45.3	-
10:51	73.5	72.4	10:51	53.5	45.8	-
10:52	73.0	72.7	10:52	46.0	46.1	-
10:53	74.0	73.0	10:53	42.0	46.1	-
10:54	73.0	73.2	10:54	127.3	51.8	-
10:55	76.8	73.3	10:55	81.0	54.3	-
10:56	76.8	73.5	10:56	66.5	56.0	-
10:57	73.5	73.6	10:57	45.3	56.2	-
10:58	73.8	73.7	10:58	45.8	56.3	-
10:59	75.3	74.0	10:59	46.0	56.4	-
11:00	74.8	74.1	11:00	45.8	56.6	-
11:01	73.0	74.0	11:01	202.0	67.4	-
11:02	70.3	73.9	11:02	51.5	66.0	-
11:03	71.0	73.6	11:03	42.3	65.5	-
11:04	71.8	73.6	11:04	44.0	65.6	-
11:05	71.3	73.4	11:05	44.0	65.5	-
11:06	80.5	73.9	11:06	44.0	64.9	-
11:07	109.8	76.4	11:07	40.0	64.5	-
11:08	75.0	76.4	11:08	38.0	64.2	-
11:09	72.8	76.4	11:09	38.8	58.3	-
11:10	70.3	76.0	11:10	39.8	55.6	-
11:11	70.0	75.5	11:11	38.3	53.7	-
11:12	69.8	75.3	11:12	38.3	53.2	-
11:13	70.3	75.0	11:13	39.5	52.8	-
11:14	70.5	74.7	11:14	38.5	52.3	-
11:15	70.3	74.4	11:15	41.8	52.0	-
11:16	70.5	74.3	11:16	37.0	41.0	-
11:17	71.8	74.4	11:17	39.0	40.2	-
11:18	71.0	74.4	11:18	40.5	40.1	-
11:19	71.8	74.4	11:19	41.0	39.9	-
11:20	71.8	74.4	11:20	40.3	39.6	-
11:21	70.5	73.7	11:21	40.0	39.4	-
11:22	70.8	71.1	11:22	41.0	39.4	-
11:23	71.0	70.9	11:23	38.5	39.5	-
11:24	70.0	70.7	11:24	37.3	39.4	-
11:25	70.8	70.7	11:25	38.8	39.3	-
11:26	72.5	70.9	11:26	39.5	39.4	-
11:27	75.0	71.2	11:27	41.3	39.6	-
11:28	72.8	71.4	11:28	38.0	39.5	-
11:29	71.5	71.5	11:29	37.3	39.4	-
11:30	71.3	71.5	11:30	40.0	39.3	-
11:31	70.8	71.5	11:31	40.3	39.5	-
11:32	71.5	71.5	11:32	39.5	39.5	-

Grand Union Bowling Alley Site
BCP #360222
150 Westchester Avenue, Port Chester
January 31, 2025

PARTICULATE DATA						
Upwind			Downwind			Exceeds Particulate Alarm Limit
Time	Concentration (ug/m^3)	15-Min Avg Concentration (ug/m^3)	Time	Concentration (ug/m^3)	15-Min Avg Concentration (ug/m^3)	
11:33	70.8	71.5	11:33	39.3	39.5	-
11:34	72.0	71.5	11:34	39.8	39.4	-
11:35	70.5	71.4	11:35	38.3	39.2	-
11:36	71.3	71.5	11:36	40.8	39.3	-
11:37	249.5	83.4	11:37	41.3	39.3	-
11:38	81.0	84.1	11:38	37.3	39.2	-
11:39	73.0	84.3	11:39	40.5	39.4	-
11:40	71.0	84.3	11:40	40.5	39.6	-
11:41	71.8	84.2	11:41	129.0	45.5	-
11:42	80.0	84.6	11:42	471.8	74.2	-
11:43	78.8	85.0	11:43	203.5	85.3	-
11:44	77.0	85.3	11:44	196.3	95.9	-
11:45	78.3	85.8	11:45	178.8	105.1	-
11:46	75.3	86.1	11:46	252.5	119.3	-
11:47	78.8	86.6	11:47	47.0	119.8	-
11:48	86.3	87.6	11:48	142.8	126.7	-
11:49	87.5	88.7	11:49	109.5	131.3	-
11:50	76.0	89.0	11:50	76.3	133.8	-
11:51	80.5	89.6	11:51	88.5	137.0	-
11:52	77.8	78.2	11:52	39.8	136.9	-
11:53	74.5	77.8	11:53	37.5	136.9	-
11:54	71.3	77.6	11:54	37.3	136.7	-
11:55	70.5	77.6	11:55	37.5	136.5	-
11:56	69.8	77.5	11:56	35.0	130.3	-
11:57	70.8	76.9	11:57	38.3	101.4	-
11:58	69.3	76.2	11:58	52.3	91.3	-
11:59	70.5	75.8	11:59	39.8	80.8	-
12:00	69.3	75.2	12:00	36.5	71.4	-
12:01	68.0	74.7	12:01	36.8	57.0	-
12:02	71.0	74.2	12:02	37.3	56.3	-
12:03	172.3	79.9	12:03	36.0	49.2	-
12:04	88.0	80.0	12:04	37.8	44.4	-
12:05	78.5	80.1	12:05	37.3	41.8	-
12:06	73.5	79.7	12:06	40.0	38.6	-
12:07	73.5	79.4	12:07	38.0	38.5	-
12:08	71.3	79.2	12:08	37.3	38.5	-
12:09	69.5	79.0	12:09	36.3	38.4	-
12:10	70.5	79.0	12:10	58.5	39.8	-
12:11	71.8	79.2	12:11	76.3	42.5	-
12:12	77.5	79.6	12:12	86.0	45.7	-
12:13	74.0	79.9	12:13	43.0	45.1	-
12:14	72.8	80.1	12:14	41.0	45.2	-
12:15	72.3	80.3	12:15	76.0	47.8	-
12:16	77.0	80.9	12:16	141.5	54.8	-
12:17	72.0	81.0	12:17	58.3	56.2	-
12:18	70.8	74.2	12:18	41.3	56.6	-
12:19	71.3	73.1	12:19	39.0	56.6	-
12:20	71.8	72.6	12:20	39.0	56.8	-

Grand Union Bowling Alley Site
BCP #360222
150 Westchester Avenue, Port Chester
January 31, 2025

PARTICULATE DATA						
Upwind			Downwind			Exceeds Particulate Alarm Limit
Time	Concentration (ug/m^3)	15-Min Avg Concentration (ug/m^3)	Time	Concentration (ug/m^3)	15-Min Avg Concentration (ug/m^3)	
12:21	71.5	72.5	12:21	36.5	56.5	-
12:22	71.5	72.4	12:22	320.3	75.3	-
12:23	78.0	72.8	12:23	173.0	84.4	-
12:24	75.3	73.2	12:24	108.8	89.2	-
12:25	95.3	74.8	12:25	106.8	92.4	-
12:26	75.3	75.1	12:26	99.0	94.0	-
12:27	88.8	75.8	12:27	280.5	106.9	-
12:28	94.3	77.2	12:28	226.5	119.2	-
12:29	82.5	77.8	12:29	102.8	123.3	-
12:30	91.3	79.1	12:30	93.0	124.4	-
12:31	90.0	80.0	12:31	40.0	117.6	-
12:32	73.3	80.0	12:32	38.0	116.3	-
12:33	72.3	80.1	12:33	36.8	116.0	-
12:34	72.8	80.2	12:34	36.5	115.8	-
12:35	73.0	80.3	12:35	37.0	115.7	-
12:36	74.5	80.5	12:36	35.8	115.6	-
12:37	72.5	80.6	12:37	37.8	96.8	-
12:38	73.8	80.3	12:38	36.8	87.7	-
12:39	73.5	80.2	12:39	37.3	83.0	-
12:40	73.8	78.8	12:40	37.8	78.4	-
12:41	73.5	78.6	12:41	36.0	74.2	-
12:42	37.5	75.2	12:42	73.3	60.3	-
12:43	37.3	71.4	12:43	72.8	50.1	-
12:44	36.8	68.4	12:44	73.0	48.1	-
12:45	36.2	64.7	12:45	72.5	46.7	-
12:46	37.6	61.2	12:46	73.0	48.9	-
12:47	37.4	58.8	12:47	73.5	51.3	-
12:48	38.2	56.5	12:48	73.3	53.7	-
12:49	37.4	54.2	12:49	72.0	56.1	-
12:50	37.6	51.8	12:50	74.8	58.6	-
12:51	37.4	49.4	12:51	73.5	61.1	-
12:52	37.6	47.0	12:52	72.5	63.5	-
12:53	37.6	44.6	12:53	71.5	65.8	-
12:54	37.6	42.2	12:54	72.0	68.1	-
12:55	37.8	39.8	12:55	72.8	70.4	-
12:56	38.0	37.5	12:56	73.5	72.9	-
12:57	38.6	37.5	12:57	71.8	72.8	-
12:58	38.0	37.6	12:58	73.3	72.9	-
12:59	37.4	37.6	12:59	73.0	72.9	-
13:00	36.8	37.7	13:00	70.0	72.7	-
13:01	36.0	37.6	13:01	70.3	72.5	-
13:02	36.6	37.5	13:02	69.8	72.3	-
13:03	40.8	37.7	13:03	71.0	72.1	-
13:04	42.2	38.0	13:04	72.0	72.1	-
13:05	39.6	38.1	13:05	74.8	72.1	-
13:06	40.6	38.3	13:06	74.0	72.1	-
13:07	40.6	38.5	13:07	73.5	72.2	-
13:08	40.4	38.7	13:08	75.3	72.5	-

Grand Union Bowling Alley Site
BCP #360222
150 Westchester Avenue, Port Chester
January 31, 2025

PARTICULATE DATA						
Upwind			Downwind			Exceeds Particulate Alarm Limit
Time	Concentration (ug/m^3)	15-Min Avg Concentration (ug/m^3)	Time	Concentration (ug/m^3)	15-Min Avg Concentration (ug/m^3)	
13:09	41.4	39.0	13:09	77.0	72.8	-
13:10	41.6	39.2	13:10	76.0	73.0	-
13:11	43.2	39.6	13:11	77.3	73.3	-
13:12	42.0	39.8	13:12	75.5	73.5	-
13:13	44.8	40.3	13:13	72.3	73.4	-
13:14	53.6	41.3	13:14	71.0	73.3	-
13:15	40.4	41.6	13:15	70.5	73.3	-
13:16	37.0	41.7	13:16	71.3	73.4	-
13:17	37.0	41.7	13:17	71.3	73.5	-
13:18	38.6	41.5	13:18	71.5	73.5	-
13:19	42.8	41.6	13:19	72.3	73.6	-
13:20	39.6	41.6	13:20	69.8	73.2	-
13:21	42.6	41.7	13:21	71.0	73.0	-
13:22	36.8	41.5	13:22	69.8	72.8	-
13:23	39.8	41.4	13:23	72.5	72.6	-
13:24	49.8	42.0	13:24	80.8	72.8	-
13:25	42.2	42.0	13:25	75.8	72.8	-
13:26	41.6	41.9	13:26	73.0	72.5	-
13:27	40.8	41.8	13:27	76.3	72.6	-
13:28	41.6	41.6	13:28	74.0	72.7	-
13:29	46.4	41.1	13:29	75.0	73.0	-
13:30	42.6	41.3	13:30	73.3	73.2	-
13:31	44.0	41.7	13:31	74.0	73.3	-
13:32	40.2	42.0	13:32	74.5	73.6	-
13:33	39.4	42.0	13:33	73.8	73.7	-
13:34	41.6	41.9	13:34	73.5	73.8	-
13:35	41.6	42.1	13:35	74.0	74.1	-
13:36	41.0	42.0	13:36	74.8	74.3	-
13:37	39.6	42.1	13:37	74.5	74.6	-
13:38	40.2	42.2	13:38	74.3	74.8	-
13:39	40.0	41.5	13:39	74.8	74.4	-
13:40	42.2	41.5	13:40	73.5	74.2	-
13:41	41.2	41.5	13:41	74.0	74.3	-
13:42	43.0	41.6	13:42	73.8	74.1	-
13:43	43.4	41.8	13:43	73.5	74.1	-
13:44	42.8	41.5	13:44	73.3	74.0	-
13:45	44.0	41.6	13:45	73.3	74.0	-
13:46	42.8	41.5	13:46	73.3	73.9	-
13:47	54.6	42.5	13:47	73.5	73.8	-
13:48	43.2	42.7	13:48	73.0	73.8	-
13:49	41.2	42.7	13:49	74.3	73.8	-
13:50	39.0	42.5	13:50	75.3	73.9	-
13:51	39.0	42.4	13:51	77.0	74.1	-
13:52	38.6	42.3	13:52	73.3	74.0	-
13:53	37.4	42.2	13:53	74.0	74.0	-
13:54	38.4	42.1	13:54	74.3	73.9	-
13:55	38.0	41.8	13:55	71.5	73.8	-
13:56	39.0	41.6	13:56	72.3	73.7	-

Grand Union Bowling Alley Site
BCP #360222
150 Westchester Avenue, Port Chester
January 31, 2025

PARTICULATE DATA						
Upwind			Downwind			Exceeds Particulate Alarm Limit
Time	Concentration (ug/m^3)	15-Min Avg Concentration (ug/m^3)	Time	Concentration (ug/m^3)	15-Min Avg Concentration (ug/m^3)	
13:57	37.4	41.3	13:57	73.0	73.6	-
13:58	37.8	40.9	13:58	83.3	74.3	-
13:59	36.8	40.5	13:59	70.3	74.1	-
14:00	35.0	39.9	14:00	69.3	73.8	-
14:01	35.0	39.4	14:01	91.3	75.0	-
14:02	36.4	38.1	14:02	71.8	74.9	-
14:03	36.8	37.7	14:03	69.8	74.7	-
14:04	36.0	37.4	14:04	68.8	74.3	-
14:05	34.2	37.1	14:05	68.5	73.9	-
14:06	34.0	36.7	14:06	68.0	73.3	-
14:07	33.6	36.4	14:07	68.8	73.0	-
14:08	34.0	36.2	14:08	71.0	72.8	-
14:09	33.8	35.9	14:09	67.8	72.3	-
14:10	34.0	35.6	14:10	68.0	72.1	-
14:11	34.8	35.3	14:11	68.3	71.8	-
14:12	43.2	35.7	14:12	69.0	71.6	-
14:13	70.6	37.9	14:13	69.0	70.6	-
14:14	38.2	38.0	14:14	70.0	70.6	-
14:15	69.2	40.3	14:15	69.3	70.6	-
14:16	37.6	40.4	14:16	69.8	69.2	-
14:17	34.6	40.3	14:17	70.3	69.1	-
14:18	35.8	40.2	14:18	71.8	69.2	-
14:19	150.0	47.8	14:19	69.5	69.3	-
14:20	170.4	56.9	14:20	68.3	69.2	-
14:21	107.2	61.8	14:21	68.0	69.2	-
14:22	102.0	66.4	14:22	70.0	69.3	-
14:23	32.2	66.2	14:23	68.5	69.2	-
14:24	33.2	66.2	14:24	68.8	69.2	-
14:25	34.4	66.2	14:25	67.3	69.2	-
14:26	35.8	66.3	14:26	70.8	69.3	-
14:27	36.2	65.8	14:27	70.3	69.4	-
14:28	35.0	63.5	14:28	70.5	69.5	-
14:29	33.8	63.2	14:29	69.0	69.5	-
14:30	31.6	60.7	14:30	69.5	69.5	-
14:31	33.4	60.4	14:31	67.8	69.3	-
14:32	34.2	60.3	14:32	70.3	69.3	-
14:33	32.4	60.1	14:33	68.3	69.1	-
14:34	34.0	52.4	14:34	68.8	69.1	-
14:35	34.2	43.3	14:35	68.0	69.0	-
14:36	33.6	38.4	14:36	68.8	69.1	-
14:37	34.2	33.9	14:37	68.8	69.0	-
14:38	34.5	34.0	14:38	69.3	69.1	-
14:39	33.8	34.1	14:39	70.8	69.2	-
14:40	36.3	34.2	14:40	71.3	69.5	-
14:41	35.5	34.2	14:41	71.3	69.5	-
14:42	36.3	34.2	14:42	71.3	69.6	-
14:43	37.0	34.3	14:43	72.5	69.7	-
14:44	37.3	34.5	14:44	72.0	69.9	-

Grand Union Bowling Alley Site
BCP #360222
150 Westchester Avenue, Port Chester
January 31, 2025

PARTICULATE DATA						
Upwind			Downwind			Exceeds Particulate Alarm Limit
Time	Concentration (ug/m^3)	15-Min Avg Concentration (ug/m^3)	Time	Concentration (ug/m^3)	15-Min Avg Concentration (ug/m^3)	
14:45	38.5	35.0	14:45	72.5	70.1	-
14:46	37.5	35.3	14:46	73.5	70.5	-
14:47	38.3	35.5	14:47	74.0	70.7	-
14:48	38.0	35.9	14:48	73.3	71.1	-
14:49	38.8	36.2	14:49	72.8	71.3	-
14:50	40.0	36.6	14:50	72.8	71.6	-
14:51	39.3	37.0	14:51	73.8	72.0	-
14:52	37.0	37.2	14:52	74.0	72.3	-
14:53	39.3	37.5	14:53	73.5	72.6	-
14:54	38.8	37.8	14:54	73.3	72.8	-
14:55	39.5	38.1	14:55	73.5	72.9	-
14:56	37.5	38.2	14:56	72.8	73.0	-
14:57	36.8	38.2	14:57	73.0	73.1	-
14:58	36.8	38.2	14:58	73.0	73.2	-
14:59	37.3	38.2	14:59	72.5	73.2	-
15:00	38.8	38.2	15:00	74.8	73.4	-
15:01	39.0	38.3	15:01	74.0	73.4	-
15:02	39.5	38.4	15:02	74.3	73.4	-
15:03	38.8	38.5	15:03	74.0	73.5	-
15:04	38.5	38.4	15:04	73.0	73.5	-
15:05	38.0	38.3	15:05	73.0	73.5	-
15:06	37.3	38.2	15:06	73.0	73.4	-
15:07	39.0	38.3	15:07	71.0	73.2	-
15:08	37.0	38.2	15:08	70.5	73.0	-
15:09	37.8	38.1	15:09	72.8	73.0	-
15:10	39.8	38.1	15:10	73.8	73.0	-
15:11	39.8	38.3	15:11	72.5	73.0	-
15:12	37.8	38.3	15:12	71.5	72.9	-
15:13	69.3	40.5	15:13	71.8	72.8	-
15:14	84.3	43.6	15:14	72.3	72.8	-
15:15	120.8	49.1	15:15	71.3	72.6	-
15:16	38.8	49.1	15:16	83.3	73.2	-
15:17	38.8	49.0	15:17	72.3	73.1	-
15:18	38.5	49.0	15:18	72.0	72.9	-
15:19	37.0	48.9	15:19	68.8	72.6	-
15:20	86.5	52.1	15:20	68.8	72.4	-
15:21	33.5	51.9	15:21	66.8	71.9	-
15:22	30.8	51.3	15:22	67.5	71.7	-
15:23	34.0	51.1	15:23	66.5	71.4	-
15:24	36.8	51.1	15:24	69.5	71.2	-
15:25	36.5	50.9	15:25	67.5	70.8	-
15:26	38.0	50.7	15:26	71.3	70.7	-
15:27	38.0	50.8	15:27	73.0	70.8	-
15:28	38.5	48.7	15:28	72.8	70.9	-
15:29	37.0	45.6	15:29	72.5	70.9	-
15:30	39.5	40.1	15:30	73.3	71.0	-
15:31	38.3	40.1	15:31	72.5	70.3	-
15:32	37.8	40.0	15:32	72.0	70.3	-

Grand Union Bowling Alley Site
BCP #360222
150 Westchester Avenue, Port Chester
January 31, 2025

PARTICULATE DATA						
Upwind			Downwind			Exceeds Particulate Alarm Limit
Time	Concentration (ug/m^3)	15-Min Avg Concentration (ug/m^3)	Time	Concentration (ug/m^3)	15-Min Avg Concentration (ug/m^3)	
15:33	37.3	40.0	15:33	71.0	70.2	-
15:34	38.5	40.1	15:34	71.8	70.4	-
15:35	37.5	36.8	15:35	72.3	70.7	-
15:36	38.0	37.1	15:36	72.0	71.0	-
15:37	38.8	37.6	15:37	72.8	71.4	-

Grand Union Bowling Alley Site
BCP #360222
150 Westchester Avenue, Port Chester
January 31, 2025

Friday, January 31, 2025						
					Number of Instances Where Downwind VOCs Exceeds Upwind VOCs + 5 =	0
					Number of Comparable Data Points =	318
					Start Time:	10:03
					End Time:	15:37
PID DATA						
Upwind			Downwind			
Time	Concentration (ppm)	15-Min Avg Concentration (ppm)	Time	Concentration (ppm)	15-Min Avg Concentration (ppm)	Exceeds VOC Alarm Limit
10:03	0.0	-	10:03	-	-	-
10:04	0.0	-	10:04	-	-	-
10:05	0.0	-	10:05	0.0	-	-
10:06	0.0	-	10:06	0.0	-	-
10:07	0.0	-	10:07	0.0	-	-
10:08	0.0	-	10:08	0.0	-	-
10:09	0.0	-	10:09	0.0	-	-
10:10	0.0	-	10:10	0.0	-	-
10:11	0.0	-	10:11	0.0	-	-
10:12	0.0	-	10:12	0.0	-	-
10:13	0.0	-	10:13	0.0	-	-
10:14	0.0	-	10:14	0.0	-	-
10:15	0.0	-	10:15	0.0	-	-
10:16	0.0	-	10:16	0.0	-	-
10:17	0.0	-	10:17	0.0	-	-
10:18	0.0	0.0	10:18	0.0	-	-
10:19	0.0	0.0	10:19	0.0	-	-
10:20	0.0	0.0	10:20	0.0	0.0	-
10:21	0.0	0.0	10:21	0.0	0.0	-
10:22	0.0	0.0	10:22	0.0	0.0	-
10:23	0.0	0.0	10:23	0.0	0.0	-
10:24	0.0	0.0	10:24	0.0	0.0	-
10:25	0.0	0.0	10:25	0.0	0.0	-
10:26	0.0	0.0	10:26	0.0	0.0	-
10:27	0.0	0.0	10:27	0.0	0.0	-
10:28	0.0	0.0	10:28	0.0	0.0	-
10:29	0.0	0.0	10:29	0.0	0.0	-
10:30	0.0	0.0	10:30	0.0	0.0	-
10:31	0.0	0.0	10:31	0.0	0.0	-
10:32	0.0	0.0	10:32	0.0	0.0	-
10:33	0.0	0.0	10:33	0.0	0.0	-
10:34	0.0	0.0	10:34	0.0	0.0	-
10:35	0.0	0.0	10:35	0.0	0.0	-
10:36	0.0	0.0	10:36	0.0	0.0	-
10:37	0.0	0.0	10:37	0.0	0.0	-
10:38	0.0	0.0	10:38	0.0	0.0	-
10:39	0.0	0.0	10:39	0.0	0.0	-
10:40	0.0	0.0	10:40	0.0	0.0	-
10:41	0.0	0.0	10:41	0.0	0.0	-
10:42	0.0	0.0	10:42	0.0	0.0	-
10:43	0.0	0.0	10:43	0.0	0.0	-
10:44	0.0	0.0	10:44	0.0	0.0	-
10:45	0.0	0.0	10:45	0.0	0.0	-

Grand Union Bowling Alley Site
BCP #360222
150 Westchester Avenue, Port Chester
January 31, 2025

PID DATA						
Upwind			Downwind			
Time	Concentration (ppm)	15-Min Avg Concentration (ppm)	Time	Concentration (ppm)	15-Min Avg Concentration (ppm)	Exceeds VOC Alarm Limit
10:46	0.0	0.0	10:46	0.0	0.0	-
10:47	0.0	0.0	10:47	0.0	0.0	-
10:48	0.0	0.0	10:48	0.0	0.0	-
10:49	0.0	0.0	10:49	0.0	0.0	-
10:50	0.0	0.0	10:50	0.0	0.0	-
10:51	0.0	0.0	10:51	0.0	0.0	-
10:52	0.0	0.0	10:52	0.0	0.0	-
10:53	0.0	0.0	10:53	0.0	0.0	-
10:54	0.0	0.0	10:54	0.0	0.0	-
10:55	0.0	0.0	10:55	0.0	0.0	-
10:56	0.0	0.0	10:56	0.0	0.0	-
10:57	0.0	0.0	10:57	0.0	0.0	-
10:58	0.0	0.0	10:58	0.0	0.0	-
10:59	0.0	0.0	10:59	0.0	0.0	-
11:00	0.0	0.0	11:00	0.0	0.0	-
11:01	0.0	0.0	11:01	0.0	0.0	-
11:02	0.0	0.0	11:02	0.0	0.0	-
11:03	0.0	0.0	11:03	0.0	0.0	-
11:04	0.0	0.0	11:04	0.0	0.0	-
11:05	0.0	0.0	11:05	0.0	0.0	-
11:06	0.0	0.0	11:06	0.0	0.0	-
11:07	0.0	0.0	11:07	0.0	0.0	-
11:08	0.0	0.0	11:08	0.0	0.0	-
11:09	0.0	0.0	11:09	0.0	0.0	-
11:10	0.0	0.0	11:10	0.0	0.0	-
11:11	0.0	0.0	11:11	0.0	0.0	-
11:12	0.0	0.0	11:12	0.0	0.0	-
11:13	0.0	0.0	11:13	0.0	0.0	-
11:14	0.0	0.0	11:14	0.0	0.0	-
11:15	0.0	0.0	11:15	0.0	0.0	-
11:16	0.0	0.0	11:16	0.0	0.0	-
11:17	0.0	0.0	11:17	0.0	0.0	-
11:18	0.0	0.0	11:18	0.0	0.0	-
11:19	0.0	0.0	11:19	0.0	0.0	-
11:20	0.0	0.0	11:20	0.0	0.0	-
11:21	0.0	0.0	11:21	0.0	0.0	-
11:22	0.0	0.0	11:22	0.0	0.0	-
11:23	0.0	0.0	11:23	0.0	0.0	-
11:24	0.0	0.0	11:24	0.0	0.0	-
11:25	0.0	0.0	11:25	0.0	0.0	-
11:26	0.0	0.0	11:26	0.0	0.0	-
11:27	0.0	0.0	11:27	0.0	0.0	-
11:28	0.0	0.0	11:28	0.0	0.0	-
11:29	0.0	0.0	11:29	0.0	0.0	-
11:30	0.0	0.0	11:30	0.0	0.0	-
11:31	0.0	0.0	11:31	0.0	0.0	-
11:32	0.0	0.0	11:32	0.0	0.0	-
11:33	0.0	0.0	11:33	0.0	0.0	-

Grand Union Bowling Alley Site
BCP #360222
150 Westchester Avenue, Port Chester
January 31, 2025

PID DATA						
Upwind			Downwind			
Time	Concentration (ppm)	15-Min Avg Concentration (ppm)	Time	Concentration (ppm)	15-Min Avg Concentration (ppm)	Exceeds VOC Alarm Limit
11:34	0.0	0.0	11:34	0.0	0.0	-
11:35	0.0	0.0	11:35	0.0	0.0	-
11:36	0.0	0.0	11:36	0.0	0.0	-
11:37	0.0	0.0	11:37	0.0	0.0	-
11:38	0.0	0.0	11:38	0.0	0.0	-
11:39	0.0	0.0	11:39	0.0	0.0	-
11:40	0.0	0.0	11:40	0.0	0.0	-
11:41	0.0	0.0	11:41	0.0	0.0	-
11:42	0.0	0.0	11:42	0.0	0.0	-
11:43	0.0	0.0	11:43	0.0	0.0	-
11:44	0.0	0.0	11:44	0.0	0.0	-
11:45	0.0	0.0	11:45	0.0	0.0	-
11:46	0.0	0.0	11:46	0.0	0.0	-
11:47	0.0	0.0	11:47	0.0	0.0	-
11:48	0.0	0.0	11:48	0.0	0.0	-
11:49	0.0	0.0	11:49	0.0	0.0	-
11:50	0.0	0.0	11:50	0.0	0.0	-
11:51	0.0	0.0	11:51	0.0	0.0	-
11:52	0.0	0.0	11:52	0.0	0.0	-
11:53	0.0	0.0	11:53	0.0	0.0	-
11:54	0.0	0.0	11:54	0.0	0.0	-
11:55	0.0	0.0	11:55	0.0	0.0	-
11:56	0.0	0.0	11:56	0.0	0.0	-
11:57	0.0	0.0	11:57	0.0	0.0	-
11:58	0.0	0.0	11:58	0.0	0.0	-
11:59	0.0	0.0	11:59	0.0	0.0	-
12:00	0.0	0.0	12:00	0.0	0.0	-
12:01	0.0	0.0	12:01	0.0	0.0	-
12:02	0.0	0.0	12:02	0.0	0.0	-
12:03	0.0	0.0	12:03	0.0	0.0	-
12:04	0.0	0.0	12:04	0.0	0.0	-
12:05	0.0	0.0	12:05	0.0	0.0	-
12:06	0.0	0.0	12:06	0.0	0.0	-
12:07	0.0	0.0	12:07	0.0	0.0	-
12:08	0.0	0.0	12:08	0.0	0.0	-
12:09	0.0	0.0	12:09	0.0	0.0	-
12:10	0.0	0.0	12:10	0.0	0.0	-
12:11	0.0	0.0	12:11	0.0	0.0	-
12:12	0.0	0.0	12:12	0.0	0.0	-
12:13	0.0	0.0	12:13	0.0	0.0	-
12:14	0.0	0.0	12:14	0.0	0.0	-
12:15	0.0	0.0	12:15	0.0	0.0	-
12:16	0.0	0.0	12:16	0.0	0.0	-
12:17	0.0	0.0	12:17	0.0	0.0	-
12:18	0.0	0.0	12:18	0.0	0.0	-
12:19	0.0	0.0	12:19	0.0	0.0	-
12:20	0.0	0.0	12:20	0.0	0.0	-
12:21	0.0	0.0	12:21	0.0	0.0	-

Grand Union Bowling Alley Site
BCP #360222
150 Westchester Avenue, Port Chester
January 31, 2025

PID DATA						
Upwind			Downwind			
Time	Concentration (ppm)	15-Min Avg Concentration (ppm)	Time	Concentration (ppm)	15-Min Avg Concentration (ppm)	Exceeds VOC Alarm Limit
12:22	0.0	0.0	12:22	0.0	0.0	-
12:23	0.0	0.0	12:23	0.0	0.0	-
12:24	0.0	0.0	12:24	0.0	0.0	-
12:25	0.0	0.0	12:25	0.0	0.0	-
12:26	0.0	0.0	12:26	0.0	0.0	-
12:27	0.0	0.0	12:27	0.0	0.0	-
12:28	0.0	0.0	12:28	0.0	0.0	-
12:29	0.0	0.0	12:29	0.0	0.0	-
12:30	0.0	0.0	12:30	0.0	0.0	-
12:31	0.0	0.0	12:31	0.0	0.0	-
12:32	0.0	0.0	12:32	0.0	0.0	-
12:33	0.0	0.0	12:33	0.0	0.0	-
12:34	0.0	0.0	12:34	0.0	0.0	-
12:35	0.0	0.0	12:35	0.0	0.0	-
12:36	0.0	0.0	12:36	0.0	0.0	-
12:37	0.0	0.0	12:37	0.0	0.0	-
12:38	0.0	0.0	12:38	0.0	0.0	-
12:39	0.0	0.0	12:39	0.0	0.0	-
12:40	0.0	0.0	12:40	0.0	0.0	-
12:41	0.0	0.0	12:41	0.0	0.0	-
12:42	0.0	0.0	12:42	0.0	0.0	-
12:43	0.0	0.0	12:43	0.0	0.0	-
12:44	0.0	0.0	12:44	0.0	0.0	-
12:45	0.0	0.0	12:45	0.0	0.0	-
12:46	0.0	0.0	12:46	0.0	0.0	-
12:47	0.0	0.0	12:47	0.0	0.0	-
12:48	0.0	0.0	12:48	0.0	0.0	-
12:49	0.0	0.0	12:49	0.0	0.0	-
12:50	0.0	0.0	12:50	0.0	0.0	-
12:51	0.0	0.0	12:51	0.0	0.0	-
12:52	0.0	0.0	12:52	0.0	0.0	-
12:53	0.0	0.0	12:53	0.0	0.0	-
12:54	0.0	0.0	12:54	0.0	0.0	-
12:55	0.0	0.0	12:55	0.0	0.0	-
12:56	0.0	0.0	12:56	0.0	0.0	-
12:57	0.0	0.0	12:57	0.0	0.0	-
12:58	0.0	0.0	12:58	0.0	0.0	-
12:59	0.0	0.0	12:59	0.0	0.0	-
13:00	0.0	0.0	13:00	0.0	0.0	-
13:01	0.0	0.0	13:01	0.0	0.0	-
13:02	0.0	0.0	13:02	0.0	0.0	-
13:03	0.0	0.0	13:03	0.0	0.0	-
13:04	0.0	0.0	13:04	0.0	0.0	-
13:05	0.0	0.0	13:05	0.0	0.0	-
13:06	0.0	0.0	13:06	0.0	0.0	-
13:07	0.0	0.0	13:07	0.0	0.0	-
13:08	0.0	0.0	13:08	0.0	0.0	-
13:09	0.0	0.0	13:09	0.0	0.0	-

Grand Union Bowling Alley Site
BCP #360222
150 Westchester Avenue, Port Chester
January 31, 2025

PID DATA						
Upwind			Downwind			
Time	Concentration (ppm)	15-Min Avg Concentration (ppm)	Time	Concentration (ppm)	15-Min Avg Concentration (ppm)	Exceeds VOC Alarm Limit
13:10	0.0	0.0	13:10	0.0	0.0	-
13:11	0.0	0.0	13:11	0.0	0.0	-
13:12	0.0	0.0	13:12	0.0	0.0	-
13:13	0.0	0.0	13:13	0.0	0.0	-
13:14	0.0	0.0	13:14	0.0	0.0	-
13:15	0.0	0.0	13:15	0.0	0.0	-
13:16	0.0	0.0	13:16	0.0	0.0	-
13:17	0.0	0.0	13:17	0.0	0.0	-
13:18	0.0	0.0	13:18	0.0	0.0	-
13:19	0.0	0.0	13:19	0.0	0.0	-
13:20	0.0	0.0	13:20	0.0	0.0	-
13:21	0.0	0.0	13:21	0.0	0.0	-
13:22	0.0	0.0	13:22	0.0	0.0	-
13:23	0.0	0.0	13:23	0.0	0.0	-
13:24	0.0	0.0	13:24	0.0	0.0	-
13:25	0.0	0.0	13:25	0.0	0.0	-
13:26	0.0	0.0	13:26	0.0	0.0	-
13:27	0.0	0.0	13:27	0.0	0.0	-
13:28	0.0	0.0	13:28	0.0	0.0	-
13:29	0.0	0.0	13:29	0.0	0.0	-
13:30	0.0	0.0	13:30	0.0	0.0	-
13:31	0.0	0.0	13:31	0.0	0.0	-
13:32	0.0	0.0	13:32	0.0	0.0	-
13:33	0.0	0.0	13:33	0.0	0.0	-
13:34	0.0	0.0	13:34	0.0	0.0	-
13:35	0.0	0.0	13:35	0.0	0.0	-
13:36	0.0	0.0	13:36	0.0	0.0	-
13:37	0.0	0.0	13:37	0.0	0.0	-
13:38	0.0	0.0	13:38	0.0	0.0	-
13:39	0.0	0.0	13:39	0.0	0.0	-
13:40	0.0	0.0	13:40	0.0	0.0	-
13:41	0.0	0.0	13:41	0.0	0.0	-
13:42	0.0	0.0	13:42	0.0	0.0	-
13:43	0.0	0.0	13:43	0.0	0.0	-
13:44	0.0	0.0	13:44	0.0	0.0	-
13:45	0.0	0.0	13:45	0.0	0.0	-
13:46	0.0	0.0	13:46	0.0	0.0	-
13:47	0.0	0.0	13:47	0.0	0.0	-
13:48	0.0	0.0	13:48	0.0	0.0	-
13:49	0.0	0.0	13:49	0.0	0.0	-
13:50	0.0	0.0	13:50	0.0	0.0	-
13:51	0.0	0.0	13:51	0.0	0.0	-
13:52	0.0	0.0	13:52	0.0	0.0	-
13:53	0.0	0.0	13:53	0.0	0.0	-
13:54	0.0	0.0	13:54	0.0	0.0	-
13:55	0.0	0.0	13:55	0.0	0.0	-
13:56	0.0	0.0	13:56	0.0	0.0	-
13:57	0.0	0.0	13:57	0.0	0.0	-

Grand Union Bowling Alley Site
BCP #360222
150 Westchester Avenue, Port Chester
January 31, 2025

PID DATA						
Upwind			Downwind			
Time	Concentration (ppm)	15-Min Avg Concentration (ppm)	Time	Concentration (ppm)	15-Min Avg Concentration (ppm)	Exceeds VOC Alarm Limit
13:58	0.0	0.0	13:58	0.0	0.0	-
13:59	0.0	0.0	13:59	0.0	0.0	-
14:00	0.0	0.0	14:00	0.0	0.0	-
14:01	0.0	0.0	14:01	0.0	0.0	-
14:02	0.0	0.0	14:02	0.0	0.0	-
14:03	0.0	0.0	14:03	0.0	0.0	-
14:04	0.0	0.0	14:04	0.0	0.0	-
14:05	0.0	0.0	14:05	0.0	0.0	-
14:06	0.0	0.0	14:06	0.0	0.0	-
14:07	0.0	0.0	14:07	0.0	0.0	-
14:08	0.0	0.0	14:08	0.0	0.0	-
14:09	0.0	0.0	14:09	0.0	0.0	-
14:10	0.0	0.0	14:10	0.0	0.0	-
14:11	0.0	0.0	14:11	0.0	0.0	-
14:12	0.0	0.0	14:12	0.0	0.0	-
14:13	0.0	0.0	14:13	0.0	0.0	-
14:14	0.0	0.0	14:14	0.0	0.0	-
14:15	0.0	0.0	14:15	0.0	0.0	-
14:16	0.0	0.0	14:16	0.0	0.0	-
14:17	0.0	0.0	14:17	0.0	0.0	-
14:18	0.0	0.0	14:18	0.0	0.0	-
14:19	0.0	0.0	14:19	0.0	0.0	-
14:20	0.0	0.0	14:20	0.0	0.0	-
14:21	0.0	0.0	14:21	0.0	0.0	-
14:22	0.0	0.0	14:22	0.0	0.0	-
14:23	0.0	0.0	14:23	0.0	0.0	-
14:24	0.0	0.0	14:24	0.0	0.0	-
14:25	0.0	0.0	14:25	0.0	0.0	-
14:26	0.0	0.0	14:26	0.0	0.0	-
14:27	0.0	0.0	14:27	0.0	0.0	-
14:28	0.0	0.0	14:28	0.0	0.0	-
14:29	0.0	0.0	14:29	0.0	0.0	-
14:30	0.0	0.0	14:30	0.0	0.0	-
14:31	0.0	0.0	14:31	0.0	0.0	-
14:32	0.0	0.0	14:32	0.0	0.0	-
14:33	0.0	0.0	14:33	0.0	0.0	-
14:34	0.0	0.0	14:34	0.0	0.0	-
14:35	0.0	0.0	14:35	0.0	0.0	-
14:36	0.0	0.0	14:36	0.0	0.0	-
14:37	0.0	0.0	14:37	0.0	0.0	-
14:38	0.0	0.0	14:38	0.0	0.0	-
14:39	0.0	0.0	14:39	0.0	0.0	-
14:40	0.0	0.0	14:40	0.0	0.0	-
14:41	0.0	0.0	14:41	0.0	0.0	-
14:42	0.0	0.0	14:42	0.0	0.0	-
14:43	0.0	0.0	14:43	0.0	0.0	-
14:44	0.0	0.0	14:44	0.0	0.0	-
14:45	0.0	0.0	14:45	0.0	0.0	-

Grand Union Bowling Alley Site
BCP #360222
150 Westchester Avenue, Port Chester
January 31, 2025

PID DATA						
Upwind			Downwind			
Time	Concentration (ppm)	15-Min Avg Concentration (ppm)	Time	Concentration (ppm)	15-Min Avg Concentration (ppm)	Exceeds VOC Alarm Limit
14:46	0.0	0.0	14:46	0.0	0.0	-
14:47	0.0	0.0	14:47	0.0	0.0	-
14:48	0.0	0.0	14:48	0.0	0.0	-
14:49	0.0	0.0	14:49	0.0	0.0	-
14:50	0.0	0.0	14:50	0.0	0.0	-
14:51	0.0	0.0	14:51	0.0	0.0	-
14:52	0.0	0.0	14:52	0.0	0.0	-
14:53	0.0	0.0	14:53	0.0	0.0	-
14:54	0.0	0.0	14:54	0.0	0.0	-
14:55	0.0	0.0	14:55	0.0	0.0	-
14:56	0.0	0.0	14:56	0.0	0.0	-
14:57	0.0	0.0	14:57	0.0	0.0	-
14:58	0.0	0.0	14:58	0.0	0.0	-
14:59	0.0	0.0	14:59	0.0	0.0	-
15:00	0.0	0.0	15:00	0.0	0.0	-
15:01	0.0	0.0	15:01	0.0	0.0	-
15:02	0.0	0.0	15:02	0.0	0.0	-
15:03	0.0	0.0	15:03	0.0	0.0	-
15:04	0.0	0.0	15:04	0.0	0.0	-
15:05	0.0	0.0	15:05	0.0	0.0	-
15:06	0.0	0.0	15:06	0.0	0.0	-
15:07	0.0	0.0	15:07	0.0	0.0	-
15:08	0.0	0.0	15:08	0.0	0.0	-
15:09	0.0	0.0	15:09	0.0	0.0	-
15:10	0.0	0.0	15:10	0.0	0.0	-
15:11	0.0	0.0	15:11	0.0	0.0	-
15:12	0.0	0.0	15:12	0.0	0.0	-
15:13	0.0	0.0	15:13	0.0	0.0	-
15:14	0.0	0.0	15:14	0.0	0.0	-
15:15	0.0	0.0	15:15	0.0	0.0	-
15:16	0.0	0.0	15:16	0.0	0.0	-
15:17	0.0	0.0	15:17	0.0	0.0	-
15:18	0.0	0.0	15:18	0.0	0.0	-
15:19	0.0	0.0	15:19	0.0	0.0	-
15:20	0.0	0.0	15:20	0.0	0.0	-
15:21	0.0	0.0	15:21	0.0	0.0	-
15:22	0.0	0.0	15:22	0.0	0.0	-
15:23	0.0	0.0	15:23	0.0	0.0	-
15:24	0.0	0.0	15:24	0.0	0.0	-
15:25	0.0	0.0	15:25	0.0	0.0	-
15:26	0.0	0.0	15:26	0.0	0.0	-
15:27	0.0	0.0	15:27	0.0	0.0	-
15:28	0.0	0.0	15:28	0.0	0.0	-
15:29	0.0	0.0	15:29	0.0	0.0	-
15:30	0.0	0.0	15:30	0.0	0.0	-
15:31	0.0	0.0	15:31	0.0	0.0	-
15:32	0.0	0.0	15:32	0.0	0.0	-
15:33	0.0	0.0	15:33	0.0	0.0	-

Grand Union Bowling Alley Site
BCP #360222
150 Westchester Avenue, Port Chester
January 31, 2025

PID DATA						
Upwind			Downwind			Exceeds VOC Alarm Limit
Time	Concentration (ppm)	15-Min Avg Concentration (ppm)	Time	Concentration (ppm)	15-Min Avg Concentration (ppm)	
15:34	0.0	0.0	15:34	0.0	0.0	-
15:35	0.0	0.0	15:35	0.0	0.0	-
15:36	0.0	0.0	15:36	0.0	0.0	-
15:37	0.0	0.0	15:37	0.0	0.0	-

SESI CONSULTING ENGINEERS

959 US-46 Floor 3, Suite 300 - Parsippany-Troy Hills, NJ

DAILY AIR MONITORING REPORT
150 Westchester Avenue
Port Chester, New York

02/03/2025

Rev. No. 0 | Page 1 of 2

Project Number: 11895A

Dust Action Level: 150 µg/m^3

VOC Action Level: 5 ppm

Weather Data Range for Work Day		Wind Direction	SW	Relative Humidity (%)	70.0 - 89.0	Daily Rain Total (in)	0.00	Readings in the summary table and graphs below are the reported downwind concentrations.
Temperature (°F)	34.0 - 46.0	Wind Speed (MPH)	1.1 - 3.3	Barometer (inHg)	30.10 - 30.20	Avg. Dew Point Temp (°F)	34.8	

Station Location	Daily Avg. Dust Concentration (µg/m^3)	Max 15-Min Dust Concentration (µg/m^3)	Time of Max Dust Reading	Daily Avg. VOC Concentration (ppm)	Max 15-Min VOC Concentration (ppm)	Time of Max VOC Reading
Upwind	60.8	102.8	10:42	0.0	0.0	10:42
Downwind	76.7	214.0	15:38	0.0	0.0	10:43

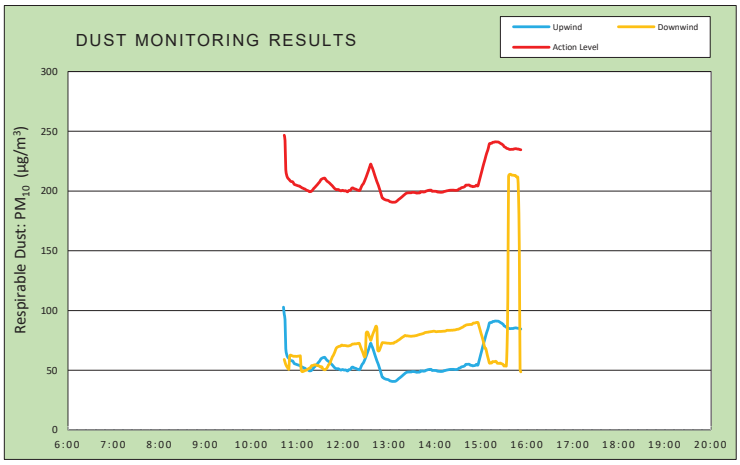

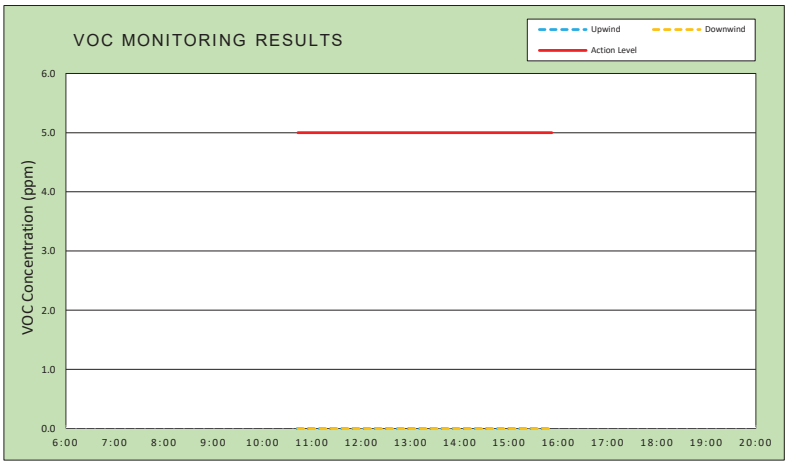

Air Monitoring Notes:

Weather Notes:

EMILCOTT
A Triumvirate Environmental Company

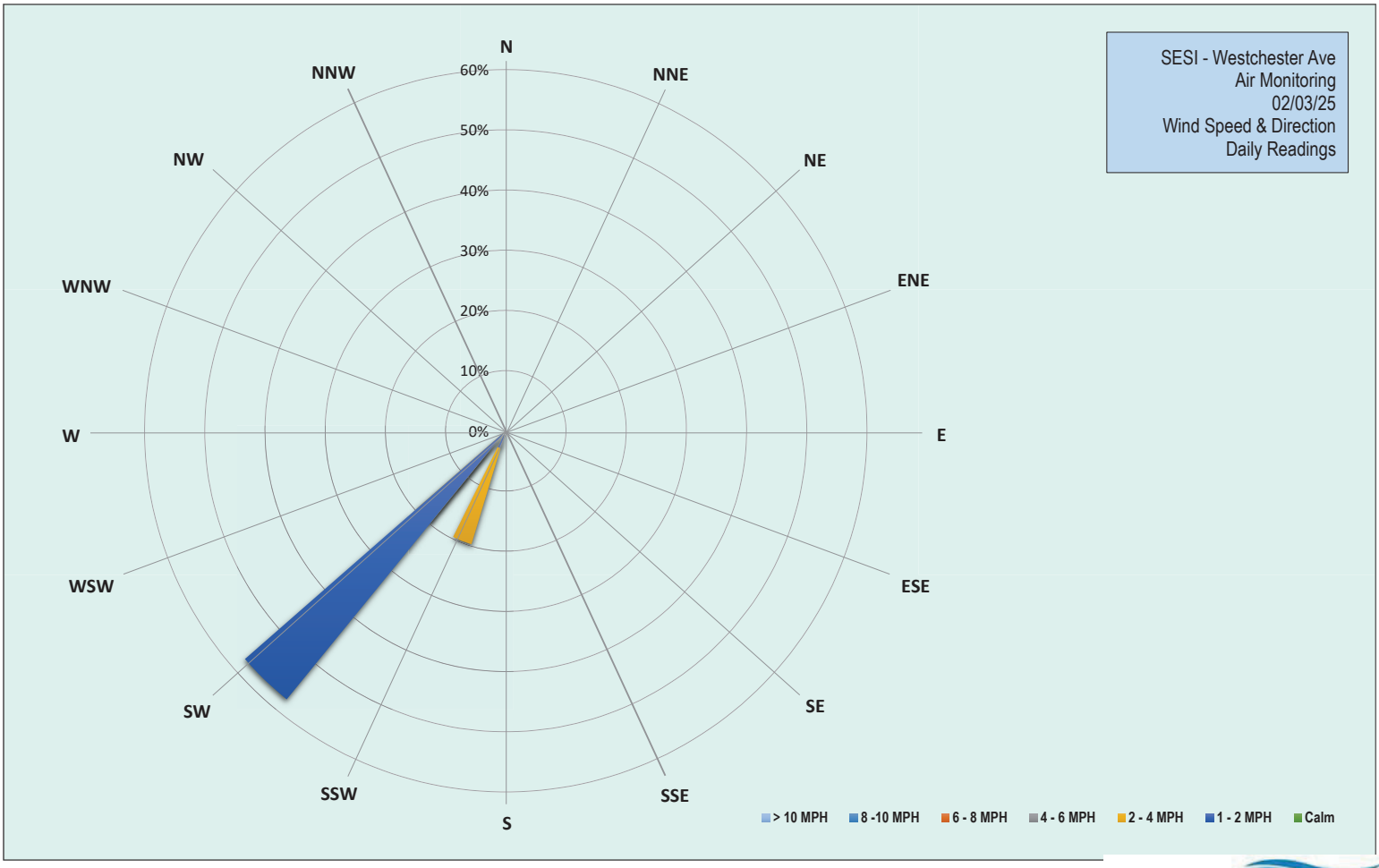

EMILCOTT
A Triumvirate Environmental Company

Grand Union Bowling Alley Site
BCP #360222
150 Westchester Avenue, Port Chester
February 3, 2025

Monday, February 3, 2025						
Number of Instances Where Downwind Particulates Exceeds Upwind Particulate + 150 =						0
Number of Comparable Data Points =						310
Start Time:						10:27
End Time:						15:52
PARTICULATE DATA						
Upwind			Downwind			Exceeds Particulate Alarm Limit
Time	Concentration (ug/m^3)	15-Min Avg Concentration (ug/m^3)	Time	Concentration (ug/m^3)	15-Min Avg Concentration (ug/m^3)	
10:27	209.3	-	10:27	-	-	-
10:28	146.5	-	10:28	86.0	-	-
10:29	119.5	-	10:29	82.8	-	-
10:30	423.5	-	10:30	77.3	-	-
10:31	119.5	-	10:31	66.8	-	-
10:32	86.5	-	10:32	64.5	-	-
10:33	73.0	-	10:33	61.0	-	-
10:34	69.0	-	10:34	60.3	-	-
10:35	65.8	-	10:35	59.3	-	-
10:36	66.5	-	10:36	58.8	-	-
10:37	61.0	-	10:37	56.0	-	-
10:38	57.3	-	10:38	52.8	-	-
10:39	56.8	-	10:39	51.0	-	-
10:40	65.5	-	10:40	50.0	-	-
10:41	75.0	-	10:41	49.5	-	-
10:42	56.8	102.8	10:42	48.0	-	-
10:43	55.0	96.7	10:43	47.8	59.0	-
10:44	54.8	92.4	10:44	48.8	56.8	-
10:45	55.8	67.9	10:45	47.0	54.8	-
10:46	57.5	63.7	10:46	47.0	53.4	-
10:47	55.0	61.6	10:47	48.5	52.4	-
10:48	57.0	60.6	10:48	48.8	51.6	-
10:49	59.3	59.9	10:49	46.5	50.6	-
10:50	54.3	59.2	10:50	223.0	61.6	-
10:51	55.0	58.4	10:51	75.0	62.6	-
10:52	54.8	58.0	10:52	53.3	62.5	-
10:53	55.8	57.9	10:53	48.5	62.2	-
10:54	54.8	57.7	10:54	47.3	61.9	-
10:55	51.0	56.8	10:55	46.5	61.7	-
10:56	57.8	55.6	10:56	49.3	61.7	-
10:57	52.5	55.3	10:57	48.5	61.7	-
10:58	51.0	55.1	10:58	46.8	61.6	-
10:59	52.3	54.9	10:59	48.0	61.6	-
11:00	51.0	54.6	11:00	48.0	61.7	-
11:01	55.0	54.4	11:01	48.8	61.8	-
11:02	51.3	54.2	11:02	49.0	61.8	-
11:03	56.8	54.2	11:03	49.0	61.8	-
11:04	50.0	53.5	11:04	50.3	62.1	-
11:05	49.8	53.2	11:05	50.8	50.6	-
11:06	47.5	52.7	11:06	51.3	49.0	-
11:07	50.5	52.5	11:07	50.5	48.8	-
11:08	51.8	52.2	11:08	52.8	49.1	-

Grand Union Bowling Alley Site
BCP #360222
150 Westchester Avenue, Port Chester
February 3, 2025

PARTICULATE DATA						
Upwind			Downwind			Exceeds Particulate Alarm Limit
Time	Concentration (ug/m^3)	15-Min Avg Concentration (ug/m^3)	Time	Concentration (ug/m^3)	15-Min Avg Concentration (ug/m^3)	
11:09	49.8	51.9	11:09	51.0	49.4	-
11:10	48.3	51.7	11:10	52.0	49.7	-
11:11	50.3	51.2	11:11	52.0	49.9	-
11:12	46.5	50.8	11:12	52.0	50.1	-
11:13	46.5	50.5	11:13	54.3	50.6	-
11:14	49.0	50.3	11:14	53.8	51.0	-
11:15	46.5	50.0	11:15	54.3	51.4	-
11:16	46.0	49.4	11:16	53.8	51.8	-
11:17	56.0	49.7	11:17	50.5	51.9	-
11:18	55.3	49.6	11:18	68.5	53.2	-
11:19	59.8	50.2	11:19	61.5	53.9	-
11:20	58.5	50.8	11:20	50.5	53.9	-
11:21	61.3	51.7	11:21	53.5	54.1	-
11:22	62.3	52.5	11:22	56.5	54.5	-
11:23	60.0	53.1	11:23	53.3	54.5	-
11:24	61.3	53.8	11:24	51.3	54.5	-
11:25	59.0	54.5	11:25	47.8	54.2	-
11:26	60.3	55.2	11:26	47.0	53.9	-
11:27	58.8	56.0	11:27	56.8	54.2	-
11:28	58.0	56.8	11:28	46.8	53.7	-
11:29	59.8	57.5	11:29	47.5	53.3	-
11:30	61.5	58.5	11:30	48.5	52.9	-
11:31	62.3	59.6	11:31	48.0	52.5	-
11:32	61.5	60.0	11:32	56.5	52.9	-
11:33	61.5	60.4	11:33	49.5	51.7	-
11:34	63.0	60.6	11:34	48.8	50.8	-
11:35	61.3	60.8	11:35	47.8	50.6	-
11:36	61.0	60.8	11:36	49.3	50.3	-
11:37	48.0	59.8	11:37	61.5	50.7	-
11:38	47.3	59.0	11:38	62.5	51.3	-
11:39	49.8	58.2	11:39	64.3	52.2	-
11:40	53.3	57.8	11:40	64.8	53.3	-
11:41	52.5	57.3	11:41	68.3	54.7	-
11:42	51.0	56.8	11:42	64.0	55.2	-
11:43	48.5	56.1	11:43	64.8	56.4	-
11:44	49.8	55.5	11:44	75.3	58.2	-
11:45	52.8	54.9	11:45	72.0	59.8	-
11:46	52.3	54.2	11:46	72.0	61.4	-
11:47	49.5	53.4	11:47	70.5	62.3	-
11:48	50.5	52.7	11:48	70.8	63.8	-
11:49	52.5	52.0	11:49	70.8	65.2	-
11:50	55.3	51.6	11:50	74.8	67.0	-
11:51	53.8	51.1	11:51	71.0	68.5	-
11:52	49.8	51.2	11:52	71.5	69.1	-
11:53	48.3	51.3	11:53	68.3	69.5	-
11:54	47.8	51.2	11:54	68.5	69.8	-
11:55	46.3	50.7	11:55	68.8	70.1	-
11:56	48.0	50.4	11:56	69.0	70.1	-

Grand Union Bowling Alley Site
BCP #360222
150 Westchester Avenue, Port Chester
February 3, 2025

PARTICULATE DATA						
Upwind			Downwind			Exceeds Particulate Alarm Limit
Time	Concentration (ug/m^3)	15-Min Avg Concentration (ug/m^3)	Time	Concentration (ug/m^3)	15-Min Avg Concentration (ug/m^3)	
11:57	47.5	50.2	11:57	70.0	70.5	-
11:58	51.5	50.4	11:58	73.3	71.1	-
11:59	53.3	50.6	11:59	71.8	70.9	-
12:00	50.5	50.4	12:00	69.0	70.7	-
12:01	48.0	50.2	12:01	72.5	70.7	-
12:02	49.8	50.2	12:02	70.5	70.7	-
12:03	52.3	50.3	12:03	69.3	70.6	-
12:04	47.3	49.9	12:04	69.8	70.5	-
12:05	48.8	49.5	12:05	71.3	70.3	-
12:06	52.3	49.4	12:06	71.5	70.3	-
12:07	64.8	50.4	12:07	71.3	70.3	-
12:08	48.0	50.4	12:08	71.8	70.5	-
12:09	50.5	50.6	12:09	70.8	70.7	-
12:10	55.3	51.2	12:10	72.5	70.9	-
12:11	63.8	52.2	12:11	76.8	71.5	-
12:12	53.3	52.6	12:12	76.0	71.9	-
12:13	49.5	52.5	12:13	74.3	71.9	-
12:14	47.0	52.1	12:14	72.0	71.9	-
12:15	46.5	51.8	12:15	72.5	72.2	-
12:16	45.5	51.6	12:16	71.0	72.1	-
12:17	46.0	51.4	12:17	70.8	72.1	-
12:18	45.3	50.9	12:18	71.8	72.3	-
12:19	46.5	50.9	12:19	72.5	72.4	-
12:20	45.0	50.6	12:20	72.0	72.5	-
12:21	48.8	50.4	12:21	72.0	72.5	-
12:22	72.0	50.9	12:22	45.5	70.8	-
12:23	72.0	52.5	12:23	45.0	69.0	-
12:24	72.5	53.9	12:24	46.0	67.4	-
12:25	73.8	55.2	12:25	50.0	65.9	-
12:26	74.0	55.8	12:26	51.0	64.2	-
12:27	71.5	57.1	12:27	47.5	62.3	-
12:28	71.5	58.5	12:28	55.3	61.0	-
12:29	71.3	60.1	12:29	98.3	62.7	-
12:30	71.0	61.8	12:30	346.5	81.0	-
12:31	72.5	63.6	12:31	86.5	82.0	-
12:32	73.0	65.4	12:32	66.8	81.8	-
12:33	72.0	67.2	12:33	48.3	80.2	-
12:34	76.0	69.1	12:34	45.5	78.4	-
12:35	72.8	71.0	12:35	46.0	76.7	-
12:36	73.3	72.6	12:36	46.8	75.0	-
12:37	44.5	70.8	12:37	73.3	76.8	-
12:38	52.5	69.5	12:38	76.0	78.9	-
12:39	45.3	67.7	12:39	74.0	80.8	-
12:40	44.3	65.7	12:40	74.5	82.4	-
12:41	43.0	63.6	12:41	73.5	83.9	-
12:42	42.3	61.7	12:42	75.0	85.7	-
12:43	43.0	59.8	12:43	73.8	87.0	-
12:44	43.0	57.9	12:44	72.8	85.3	-

Grand Union Bowling Alley Site
BCP #360222
150 Westchester Avenue, Port Chester
February 3, 2025

PARTICULATE DATA						
Upwind			Downwind			Exceeds Particulate Alarm Limit
Time	Concentration (ug/m^3)	15-Min Avg Concentration (ug/m^3)	Time	Concentration (ug/m^3)	15-Min Avg Concentration (ug/m^3)	
12:45	46.8	56.3	12:45	71.8	67.0	-
12:46	47.5	54.6	12:46	73.3	66.1	-
12:47	42.8	52.6	12:47	72.0	66.4	-
12:48	42.5	50.6	12:48	71.0	67.9	-
12:49	43.5	48.5	12:49	71.5	69.7	-
12:50	41.8	46.4	12:50	72.3	71.4	-
12:51	41.3	44.3	12:51	71.5	73.1	-
12:52	41.0	44.0	12:52	72.5	73.0	-
12:53	41.3	43.3	12:53	75.5	73.0	-
12:54	41.3	43.0	12:54	73.5	73.0	-
12:55	39.3	42.7	12:55	73.5	72.9	-
12:56	40.0	42.5	12:56	72.3	72.8	-
12:57	40.3	42.3	12:57	73.3	72.7	-
12:58	41.5	42.2	12:58	73.0	72.6	-
12:59	40.3	42.1	12:59	72.3	72.6	-
13:00	40.3	41.6	13:00	71.5	72.6	-
13:01	40.0	41.1	13:01	70.5	72.4	-
13:02	40.5	41.0	13:02	72.5	72.4	-
13:03	39.8	40.8	13:03	72.0	72.5	-
13:04	41.3	40.6	13:04	73.0	72.6	-
13:05	41.5	40.6	13:05	72.0	72.6	-
13:06	41.8	40.7	13:06	72.3	72.6	-
13:07	41.0	40.7	13:07	83.5	73.4	-
13:08	42.5	40.7	13:08	78.0	73.5	-
13:09	46.0	41.1	13:09	77.3	73.8	-
13:10	46.8	41.6	13:10	79.8	74.2	-
13:11	48.0	42.1	13:11	79.8	74.7	-
13:12	49.3	42.7	13:12	79.3	75.1	-
13:13	49.3	43.2	13:13	79.0	75.5	-
13:14	47.3	43.7	13:14	79.0	76.0	-
13:15	48.0	44.2	13:15	79.3	76.5	-
13:16	48.0	44.7	13:16	78.5	77.0	-
13:17	48.5	45.3	13:17	78.8	77.4	-
13:18	48.8	45.9	13:18	79.3	77.9	-
13:19	49.8	46.4	13:19	77.8	78.2	-
13:20	49.3	46.9	13:20	80.3	78.8	-
13:21	50.8	47.5	13:21	78.0	79.2	-
13:22	47.3	48.0	13:22	78.3	78.8	-
13:23	47.8	48.3	13:23	77.0	78.7	-
13:24	47.3	48.4	13:24	78.3	78.8	-
13:25	49.3	48.6	13:25	77.3	78.6	-
13:26	47.0	48.5	13:26	78.8	78.6	-
13:27	50.8	48.6	13:27	78.5	78.5	-
13:28	48.5	48.5	13:28	77.8	78.4	-
13:29	48.0	48.6	13:29	78.8	78.4	-
13:30	52.0	48.9	13:30	80.8	78.5	-
13:31	48.3	48.9	13:31	79.5	78.6	-
13:32	48.3	48.9	13:32	79.8	78.7	-

Grand Union Bowling Alley Site
BCP #360222
150 Westchester Avenue, Port Chester
February 3, 2025

PARTICULATE DATA						
Upwind			Downwind			Exceeds Particulate Alarm Limit
Time	Concentration (ug/m^3)	15-Min Avg Concentration (ug/m^3)	Time	Concentration (ug/m^3)	15-Min Avg Concentration (ug/m^3)	
13:33	48.0	48.8	13:33	79.8	78.7	-
13:34	47.3	48.6	13:34	80.8	78.9	-
13:35	47.0	48.5	13:35	81.0	78.9	-
13:36	47.5	48.3	13:36	81.3	79.2	-
13:37	48.5	48.4	13:37	80.0	79.3	-
13:38	48.0	48.4	13:38	82.0	79.6	-
13:39	48.5	48.5	13:39	80.0	79.7	-
13:40	49.5	48.5	13:40	81.0	80.0	-
13:41	61.3	49.4	13:41	80.8	80.1	-
13:42	48.8	49.3	13:42	80.8	80.3	-
13:43	48.3	49.3	13:43	80.5	80.4	-
13:44	50.0	49.4	13:44	81.8	80.6	-
13:45	48.3	49.2	13:45	83.5	80.8	-
13:46	50.3	49.3	13:46	85.5	81.2	-
13:47	50.0	49.4	13:47	84.5	81.5	-
13:48	55.8	49.9	13:48	81.3	81.6	-
13:49	49.3	50.1	13:49	82.5	81.8	-
13:50	51.3	50.3	13:50	82.3	81.8	-
13:51	49.8	50.5	13:51	81.5	81.9	-
13:52	50.5	50.6	13:52	83.8	82.1	-
13:53	49.5	50.7	13:53	82.0	82.1	-
13:54	48.5	50.7	13:54	82.3	82.3	-
13:55	49.0	50.7	13:55	82.3	82.3	-
13:56	48.5	49.8	13:56	82.0	82.4	-
13:57	48.3	49.8	13:57	82.5	82.5	-
13:58	49.3	49.9	13:58	82.5	82.7	-
13:59	49.0	49.8	13:59	81.3	82.6	-
14:00	48.5	49.8	14:00	81.3	82.5	-
14:01	49.0	49.7	14:01	82.3	82.3	-
14:02	49.0	49.7	14:02	84.0	82.2	-
14:03	48.3	49.2	14:03	83.0	82.4	-
14:04	50.5	49.3	14:04	83.3	82.4	-
14:05	48.3	49.1	14:05	82.5	82.4	-
14:06	49.5	49.0	14:06	82.3	82.5	-
14:07	49.3	49.0	14:07	83.3	82.4	-
14:08	49.5	49.0	14:08	82.8	82.5	-
14:09	49.3	49.0	14:09	83.0	82.5	-
14:10	50.5	49.1	14:10	83.3	82.6	-
14:11	51.5	49.3	14:11	83.0	82.7	-
14:12	53.8	49.7	14:12	82.5	82.7	-
14:13	50.0	49.7	14:13	83.8	82.8	-
14:14	52.0	49.9	14:14	83.5	82.9	-
14:15	51.3	50.1	14:15	86.8	83.3	-
14:16	51.0	50.2	14:16	85.0	83.5	-
14:17	50.8	50.4	14:17	82.5	83.4	-
14:18	50.5	50.5	14:18	84.3	83.4	-
14:19	52.3	50.6	14:19	82.8	83.4	-
14:20	49.3	50.7	14:20	82.5	83.4	-

Grand Union Bowling Alley Site
BCP #360222
150 Westchester Avenue, Port Chester
February 3, 2025

PARTICULATE DATA						
Upwind			Downwind			Exceeds Particulate Alarm Limit
Time	Concentration (ug/m^3)	15-Min Avg Concentration (ug/m^3)	Time	Concentration (ug/m^3)	15-Min Avg Concentration (ug/m^3)	
14:21	50.0	50.7	14:21	83.8	83.5	-
14:22	49.3	50.7	14:22	83.0	83.5	-
14:23	49.8	50.7	14:23	82.8	83.5	-
14:24	49.3	50.7	14:24	85.5	83.7	-
14:25	48.8	50.6	14:25	83.3	83.7	-
14:26	51.5	50.6	14:26	84.3	83.7	-
14:27	52.5	50.5	14:27	85.0	83.9	-
14:28	51.5	50.6	14:28	86.5	84.1	-
14:29	52.8	50.7	14:29	86.5	84.3	-
14:30	55.3	51.0	14:30	86.8	84.3	-
14:31	61.5	51.7	14:31	88.3	84.5	-
14:32	53.5	51.8	14:32	86.8	84.8	-
14:33	53.8	52.1	14:33	88.8	85.1	-
14:34	60.5	52.6	14:34	88.3	85.5	-
14:35	53.5	52.9	14:35	87.3	85.8	-
14:36	51.8	53.0	14:36	88.0	86.1	-
14:37	52.0	53.2	14:37	88.8	86.4	-
14:38	53.8	53.5	14:38	92.0	87.1	-
14:39	56.0	53.9	14:39	88.0	87.2	-
14:40	63.0	54.9	14:40	90.3	87.7	-
14:41	52.8	54.9	14:41	87.5	87.9	-
14:42	52.5	54.9	14:42	87.5	88.1	-
14:43	52.3	55.0	14:43	87.0	88.1	-
14:44	53.8	55.1	14:44	87.8	88.2	-
14:45	52.3	54.9	14:45	88.0	88.3	-
14:46	52.0	54.2	14:46	88.8	88.3	-
14:47	52.0	54.1	14:47	87.3	88.3	-
14:48	52.8	54.1	14:48	88.5	88.3	-
14:49	54.3	53.6	14:49	98.0	89.0	-
14:50	55.5	53.8	14:50	94.8	89.5	-
14:51	52.8	53.8	14:51	88.3	89.5	-
14:52	53.8	54.0	14:52	89.0	89.5	-
14:53	59.5	54.3	14:53	96.0	89.8	-
14:54	65.0	54.9	14:54	90.8	90.0	-
14:55	52.8	54.3	14:55	89.3	89.9	-
14:56	54.3	54.4	14:56	89.8	90.0	-
14:57	88.5	56.8	14:57	53.5	87.8	-
14:58	88.5	59.2	14:58	53.5	85.5	-
14:59	91.0	61.7	14:59	53.8	83.3	-
15:00	89.5	64.1	15:00	52.5	80.9	-
15:01	88.5	66.6	15:01	57.5	78.8	-
15:02	90.3	69.1	15:02	53.3	76.6	-
15:03	89.5	71.6	15:03	52.5	74.2	-
15:04	88.5	73.9	15:04	52.3	71.1	-
15:05	88.5	76.1	15:05	56.3	68.5	-
15:06	89.8	78.5	15:06	86.3	68.4	-
15:07	88.3	80.8	15:07	55.8	66.2	-
15:08	89.0	82.8	15:08	52.0	63.3	-

Grand Union Bowling Alley Site
BCP #360222
150 Westchester Avenue, Port Chester
February 3, 2025

PARTICULATE DATA						
Upwind			Downwind			Exceeds Particulate Alarm Limit
Time	Concentration (ug/m^3)	15-Min Avg Concentration (ug/m^3)	Time	Concentration (ug/m^3)	15-Min Avg Concentration (ug/m^3)	
15:09	92.3	84.6	15:09	52.5	60.7	-
15:10	91.0	87.2	15:10	52.8	58.3	-
15:11	92.0	89.7	15:11	54.0	55.9	-
15:12	89.8	89.8	15:12	55.0	56.0	-
15:13	92.3	90.0	15:13	54.8	56.1	-
15:14	90.5	90.0	15:14	54.3	56.1	-
15:15	99.5	90.6	15:15	69.8	57.3	-
15:16	91.8	90.9	15:16	55.5	57.1	-
15:17	90.0	90.8	15:17	53.5	57.1	-
15:18	93.8	91.1	15:18	54.0	57.2	-
15:19	89.3	91.2	15:19	55.8	57.5	-
15:20	88.0	91.1	15:20	51.5	57.2	-
15:21	88.8	91.1	15:21	68.0	55.9	-
15:22	88.3	91.1	15:22	54.0	55.8	-
15:23	87.0	90.9	15:23	51.5	55.8	-
15:24	85.3	90.5	15:24	51.0	55.7	-
15:25	85.8	90.1	15:25	58.0	56.0	-
15:26	84.5	89.6	15:26	49.3	55.7	-
15:27	86.5	89.4	15:27	50.3	55.4	-
15:28	83.5	88.8	15:28	51.0	55.2	-
15:29	83.8	88.4	15:29	47.8	54.7	-
15:30	83.5	87.3	15:30	51.0	53.5	-
15:31	85.0	86.9	15:31	63.0	54.0	-
15:32	86.0	86.6	15:32	48.0	53.6	-
15:33	84.8	86.0	15:33	51.5	53.4	-
15:34	83.8	85.6	15:34	291.8	69.2	-
15:35	86.0	85.5	15:35	678.0	110.9	-
15:36	84.8	85.2	15:36	1589.5	212.4	-
15:37	83.3	84.9	15:37	74.8	213.8	-
15:38	86.0	84.8	15:38	55.3	214.0	-
15:39	85.8	84.9	15:39	49.8	213.9	-
15:40	87.0	84.9	15:40	49.5	213.4	-
15:41	84.5	84.9	15:41	48.5	213.3	-
15:42	86.3	84.9	15:42	49.3	213.2	-
15:43	88.3	85.2	15:43	49.3	213.1	-
15:44	85.0	85.3	15:44	47.0	213.1	-
15:45	85.3	85.4	15:45	49.8	213.0	-
15:46	84.8	85.4	15:46	47.5	212.0	-
15:47	83.0	85.2	15:47	46.3	211.8	-
15:48	83.3	85.1	15:48	49.5	211.7	-
15:49	83.8	85.1	15:49	47.8	195.4	-
15:50	82.0	84.9	15:50	47.5	153.4	-
15:51	82.3	84.7	15:51	46.8	50.6	-
15:52	80.8	84.5	15:52	45.5	48.6	-

Grand Union Bowling Alley Site
BCP #360222
150 Westchester Avenue, Port Chester
February 3, 2025

Monday, February 3, 2025						
Number of Instances Where Downwind VOCs Exceeds Upwind VOCs + 5 =						0
Number of Comparable Data Points =						310
Start Time:						10:27
End Time:						15:52
PID DATA						
Upwind			Downwind			Exceeds VOC Alarm Limit
Time	Concentration (ppm)	15-Min Avg Concentration (ppm)	Time	Concentration (ppm)	15-Min Avg Concentration (ppm)	
10:27	0.0	-	10:27	-	-	-
10:28	0.0	-	10:28	0.0	-	-
10:29	0.0	-	10:29	0.0	-	-
10:30	0.0	-	10:30	0.0	-	-
10:31	0.0	-	10:31	0.0	-	-
10:32	0.0	-	10:32	0.0	-	-
10:33	0.0	-	10:33	0.0	-	-
10:34	0.0	-	10:34	0.0	-	-
10:35	0.0	-	10:35	0.0	-	-
10:36	0.0	-	10:36	0.0	-	-
10:37	0.0	-	10:37	0.0	-	-
10:38	0.0	-	10:38	0.0	-	-
10:39	0.0	-	10:39	0.0	-	-
10:40	0.0	-	10:40	0.0	-	-
10:41	0.0	-	10:41	0.0	-	-
10:42	0.0	0.0	10:42	0.0	-	-
10:43	0.0	0.0	10:43	0.0	0.0	-
10:44	0.0	0.0	10:44	0.0	0.0	-
10:45	0.0	0.0	10:45	0.0	0.0	-
10:46	0.0	0.0	10:46	0.0	0.0	-
10:47	0.0	0.0	10:47	0.0	0.0	-
10:48	0.0	0.0	10:48	0.0	0.0	-
10:49	0.0	0.0	10:49	0.0	0.0	-
10:50	0.0	0.0	10:50	0.0	0.0	-
10:51	0.0	0.0	10:51	0.0	0.0	-
10:52	0.0	0.0	10:52	0.0	0.0	-
10:53	0.0	0.0	10:53	0.0	0.0	-
10:54	0.0	0.0	10:54	0.0	0.0	-
10:55	0.0	0.0	10:55	0.0	0.0	-
10:56	0.0	0.0	10:56	0.0	0.0	-
10:57	0.0	0.0	10:57	0.0	0.0	-
10:58	0.0	0.0	10:58	0.0	0.0	-
10:59	0.0	0.0	10:59	0.0	0.0	-
11:00	0.0	0.0	11:00	0.0	0.0	-
11:01	0.0	0.0	11:01	0.0	0.0	-
11:02	0.0	0.0	11:02	0.0	0.0	-
11:03	0.0	0.0	11:03	0.0	0.0	-
11:04	0.0	0.0	11:04	0.0	0.0	-
11:05	0.0	0.0	11:05	0.0	0.0	-
11:06	0.0	0.0	11:06	0.0	0.0	-
11:07	0.0	0.0	11:07	0.0	0.0	-
11:08	0.0	0.0	11:08	0.0	0.0	-
11:09	0.0	0.0	11:09	0.0	0.0	-

Grand Union Bowling Alley Site
BCP #360222
150 Westchester Avenue, Port Chester
February 3, 2025

PID DATA						
Upwind			Downwind			Exceeds VOC Alarm Limit
Time	Concentration (ppm)	15-Min Avg Concentration (ppm)	Time	Concentration (ppm)	15-Min Avg Concentration (ppm)	
11:10	0.0	0.0	11:10	0.0	0.0	-
11:11	0.0	0.0	11:11	0.0	0.0	-
11:12	0.0	0.0	11:12	0.0	0.0	-
11:13	0.0	0.0	11:13	0.0	0.0	-
11:14	0.0	0.0	11:14	0.0	0.0	-
11:15	0.0	0.0	11:15	0.0	0.0	-
11:16	0.0	0.0	11:16	0.0	0.0	-
11:17	0.0	0.0	11:17	0.0	0.0	-
11:18	0.0	0.0	11:18	0.0	0.0	-
11:19	0.0	0.0	11:19	0.0	0.0	-
11:20	0.0	0.0	11:20	0.0	0.0	-
11:21	0.0	0.0	11:21	0.0	0.0	-
11:22	0.0	0.0	11:22	0.0	0.0	-
11:23	0.0	0.0	11:23	0.0	0.0	-
11:24	0.0	0.0	11:24	0.0	0.0	-
11:25	0.0	0.0	11:25	0.0	0.0	-
11:26	0.0	0.0	11:26	0.0	0.0	-
11:27	0.0	0.0	11:27	0.0	0.0	-
11:28	0.0	0.0	11:28	0.0	0.0	-
11:29	0.0	0.0	11:29	0.0	0.0	-
11:30	0.0	0.0	11:30	0.0	0.0	-
11:31	0.0	0.0	11:31	0.0	0.0	-
11:32	0.0	0.0	11:32	0.0	0.0	-
11:33	0.0	0.0	11:33	0.0	0.0	-
11:34	0.0	0.0	11:34	0.0	0.0	-
11:35	0.0	0.0	11:35	0.0	0.0	-
11:36	0.0	0.0	11:36	0.0	0.0	-
11:37	0.0	0.0	11:37	0.0	0.0	-
11:38	0.0	0.0	11:38	0.0	0.0	-
11:39	0.0	0.0	11:39	0.0	0.0	-
11:40	0.0	0.0	11:40	0.0	0.0	-
11:41	0.0	0.0	11:41	0.0	0.0	-
11:42	0.0	0.0	11:42	0.0	0.0	-
11:43	0.0	0.0	11:43	0.0	0.0	-
11:44	0.0	0.0	11:44	0.0	0.0	-
11:45	0.0	0.0	11:45	0.0	0.0	-
11:46	0.0	0.0	11:46	0.0	0.0	-
11:47	0.0	0.0	11:47	0.0	0.0	-
11:48	0.0	0.0	11:48	0.0	0.0	-
11:49	0.0	0.0	11:49	0.0	0.0	-
11:50	0.0	0.0	11:50	0.0	0.0	-
11:51	0.0	0.0	11:51	0.0	0.0	-
11:52	0.0	0.0	11:52	0.0	0.0	-
11:53	0.0	0.0	11:53	0.0	0.0	-
11:54	0.0	0.0	11:54	0.0	0.0	-
11:55	0.0	0.0	11:55	0.0	0.0	-
11:56	0.0	0.0	11:56	0.0	0.0	-
11:57	0.0	0.0	11:57	0.0	0.0	-

Grand Union Bowling Alley Site
BCP #360222
150 Westchester Avenue, Port Chester
February 3, 2025

PID DATA						
Upwind			Downwind			Exceeds VOC Alarm Limit
Time	Concentration (ppm)	15-Min Avg Concentration (ppm)	Time	Concentration (ppm)	15-Min Avg Concentration (ppm)	
11:58	0.0	0.0	11:58	0.0	0.0	-
11:59	0.0	0.0	11:59	0.0	0.0	-
12:00	0.0	0.0	12:00	0.0	0.0	-
12:01	0.0	0.0	12:01	0.0	0.0	-
12:02	0.0	0.0	12:02	0.0	0.0	-
12:03	0.0	0.0	12:03	0.0	0.0	-
12:04	0.0	0.0	12:04	0.0	0.0	-
12:05	0.0	0.0	12:05	0.0	0.0	-
12:06	0.0	0.0	12:06	0.0	0.0	-
12:07	0.0	0.0	12:07	0.0	0.0	-
12:08	0.0	0.0	12:08	0.0	0.0	-
12:09	0.0	0.0	12:09	0.0	0.0	-
12:10	0.0	0.0	12:10	0.0	0.0	-
12:11	0.0	0.0	12:11	0.0	0.0	-
12:12	0.0	0.0	12:12	0.0	0.0	-
12:13	0.0	0.0	12:13	0.0	0.0	-
12:14	0.0	0.0	12:14	0.0	0.0	-
12:15	0.0	0.0	12:15	0.0	0.0	-
12:16	0.0	0.0	12:16	0.0	0.0	-
12:17	0.0	0.0	12:17	0.0	0.0	-
12:18	0.0	0.0	12:18	0.0	0.0	-
12:19	0.0	0.0	12:19	0.0	0.0	-
12:20	0.0	0.0	12:20	0.0	0.0	-
12:21	0.0	0.0	12:21	0.0	0.0	-
12:22	0.0	0.0	12:22	0.0	0.0	-
12:23	0.0	0.0	12:23	0.0	0.0	-
12:24	0.0	0.0	12:24	0.0	0.0	-
12:25	0.0	0.0	12:25	0.0	0.0	-
12:26	0.0	0.0	12:26	0.0	0.0	-
12:27	0.0	0.0	12:27	0.0	0.0	-
12:28	0.0	0.0	12:28	0.0	0.0	-
12:29	0.0	0.0	12:29	0.0	0.0	-
12:30	0.0	0.0	12:30	0.0	0.0	-
12:31	0.0	0.0	12:31	0.0	0.0	-
12:32	0.0	0.0	12:32	0.0	0.0	-
12:33	0.0	0.0	12:33	0.0	0.0	-
12:34	0.0	0.0	12:34	0.0	0.0	-
12:35	0.0	0.0	12:35	0.0	0.0	-
12:36	0.0	0.0	12:36	0.0	0.0	-
12:37	0.0	0.0	12:37	0.0	0.0	-
12:38	0.0	0.0	12:38	0.0	0.0	-
12:39	0.0	0.0	12:39	0.0	0.0	-
12:40	0.0	0.0	12:40	0.0	0.0	-
12:41	0.0	0.0	12:41	0.0	0.0	-
12:42	0.0	0.0	12:42	0.0	0.0	-
12:43	0.0	0.0	12:43	0.0	0.0	-
12:44	0.0	0.0	12:44	0.0	0.0	-
12:45	0.0	0.0	12:45	0.0	0.0	-

Grand Union Bowling Alley Site
BCP #360222
150 Westchester Avenue, Port Chester
February 3, 2025

PID DATA						
Upwind			Downwind			Exceeds VOC Alarm Limit
Time	Concentration (ppm)	15-Min Avg Concentration (ppm)	Time	Concentration (ppm)	15-Min Avg Concentration (ppm)	
12:46	0.0	0.0	12:46	0.0	0.0	-
12:47	0.0	0.0	12:47	0.0	0.0	-
12:48	0.0	0.0	12:48	0.0	0.0	-
12:49	0.0	0.0	12:49	0.0	0.0	-
12:50	0.0	0.0	12:50	0.0	0.0	-
12:51	0.0	0.0	12:51	0.0	0.0	-
12:52	0.0	0.0	12:52	0.0	0.0	-
12:53	0.0	0.0	12:53	0.0	0.0	-
12:54	0.0	0.0	12:54	0.0	0.0	-
12:55	0.0	0.0	12:55	0.0	0.0	-
12:56	0.0	0.0	12:56	0.0	0.0	-
12:57	0.0	0.0	12:57	0.0	0.0	-
12:58	0.0	0.0	12:58	0.0	0.0	-
12:59	0.0	0.0	12:59	0.0	0.0	-
13:00	0.0	0.0	13:00	0.0	0.0	-
13:01	0.0	0.0	13:01	0.0	0.0	-
13:02	0.0	0.0	13:02	0.0	0.0	-
13:03	0.0	0.0	13:03	0.0	0.0	-
13:04	0.0	0.0	13:04	0.0	0.0	-
13:05	0.0	0.0	13:05	0.0	0.0	-
13:06	0.0	0.0	13:06	0.0	0.0	-
13:07	0.0	0.0	13:07	0.0	0.0	-
13:08	0.0	0.0	13:08	0.0	0.0	-
13:09	0.0	0.0	13:09	0.0	0.0	-
13:10	0.0	0.0	13:10	0.0	0.0	-
13:11	0.0	0.0	13:11	0.0	0.0	-
13:12	0.0	0.0	13:12	0.0	0.0	-
13:13	0.0	0.0	13:13	0.0	0.0	-
13:14	0.0	0.0	13:14	0.0	0.0	-
13:15	0.0	0.0	13:15	0.0	0.0	-
13:16	0.0	0.0	13:16	0.0	0.0	-
13:17	0.0	0.0	13:17	0.0	0.0	-
13:18	0.0	0.0	13:18	0.0	0.0	-
13:19	0.0	0.0	13:19	0.0	0.0	-
13:20	0.0	0.0	13:20	0.0	0.0	-
13:21	0.0	0.0	13:21	0.0	0.0	-
13:22	0.0	0.0	13:22	0.0	0.0	-
13:23	0.0	0.0	13:23	0.0	0.0	-
13:24	0.0	0.0	13:24	0.0	0.0	-
13:25	0.0	0.0	13:25	0.0	0.0	-
13:26	0.0	0.0	13:26	0.0	0.0	-
13:27	0.0	0.0	13:27	0.0	0.0	-
13:28	0.0	0.0	13:28	0.0	0.0	-
13:29	0.0	0.0	13:29	0.0	0.0	-
13:30	0.0	0.0	13:30	0.0	0.0	-
13:31	0.0	0.0	13:31	0.0	0.0	-
13:32	0.0	0.0	13:32	0.0	0.0	-
13:33	0.0	0.0	13:33	0.0	0.0	-

Grand Union Bowling Alley Site
BCP #360222
150 Westchester Avenue, Port Chester
February 3, 2025

PID DATA						
Upwind			Downwind			Exceeds VOC Alarm Limit
Time	Concentration (ppm)	15-Min Avg Concentration (ppm)	Time	Concentration (ppm)	15-Min Avg Concentration (ppm)	
13:34	0.0	0.0	13:34	0.0	0.0	-
13:35	0.0	0.0	13:35	0.0	0.0	-
13:36	0.0	0.0	13:36	0.0	0.0	-
13:37	0.0	0.0	13:37	0.0	0.0	-
13:38	0.0	0.0	13:38	0.0	0.0	-
13:39	0.0	0.0	13:39	0.0	0.0	-
13:40	0.0	0.0	13:40	0.0	0.0	-
13:41	0.0	0.0	13:41	0.0	0.0	-
13:42	0.0	0.0	13:42	0.0	0.0	-
13:43	0.0	0.0	13:43	0.0	0.0	-
13:44	0.0	0.0	13:44	0.0	0.0	-
13:45	0.0	0.0	13:45	0.0	0.0	-
13:46	0.0	0.0	13:46	0.0	0.0	-
13:47	0.0	0.0	13:47	0.0	0.0	-
13:48	0.0	0.0	13:48	0.0	0.0	-
13:49	0.0	0.0	13:49	0.0	0.0	-
13:50	0.0	0.0	13:50	0.0	0.0	-
13:51	0.0	0.0	13:51	0.0	0.0	-
13:52	0.0	0.0	13:52	0.0	0.0	-
13:53	0.0	0.0	13:53	0.0	0.0	-
13:54	0.0	0.0	13:54	0.0	0.0	-
13:55	0.0	0.0	13:55	0.0	0.0	-
13:56	0.0	0.0	13:56	0.0	0.0	-
13:57	0.0	0.0	13:57	0.0	0.0	-
13:58	0.0	0.0	13:58	0.0	0.0	-
13:59	0.0	0.0	13:59	0.0	0.0	-
14:00	0.0	0.0	14:00	0.0	0.0	-
14:01	0.0	0.0	14:01	0.0	0.0	-
14:02	0.0	0.0	14:02	0.0	0.0	-
14:03	0.0	0.0	14:03	0.0	0.0	-
14:04	0.0	0.0	14:04	0.0	0.0	-
14:05	0.0	0.0	14:05	0.0	0.0	-
14:06	0.0	0.0	14:06	0.0	0.0	-
14:07	0.0	0.0	14:07	0.0	0.0	-
14:08	0.0	0.0	14:08	0.0	0.0	-
14:09	0.0	0.0	14:09	0.0	0.0	-
14:10	0.0	0.0	14:10	0.0	0.0	-
14:11	0.0	0.0	14:11	0.0	0.0	-
14:12	0.0	0.0	14:12	0.0	0.0	-
14:13	0.0	0.0	14:13	0.0	0.0	-
14:14	0.0	0.0	14:14	0.0	0.0	-
14:15	0.0	0.0	14:15	0.0	0.0	-
14:16	0.0	0.0	14:16	0.0	0.0	-
14:17	0.0	0.0	14:17	0.0	0.0	-
14:18	0.0	0.0	14:18	0.0	0.0	-
14:19	0.0	0.0	14:19	0.0	0.0	-
14:20	0.0	0.0	14:20	0.0	0.0	-
14:21	0.0	0.0	14:21	0.0	0.0	-

Grand Union Bowling Alley Site
BCP #360222
150 Westchester Avenue, Port Chester
February 3, 2025

PID DATA						
Upwind			Downwind			
Time	Concentration (ppm)	15-Min Avg Concentration (ppm)	Time	Concentration (ppm)	15-Min Avg Concentration (ppm)	Exceeds VOC Alarm Limit
14:22	0.0	0.0	14:22	0.0	0.0	-
14:23	0.0	0.0	14:23	0.0	0.0	-
14:24	0.0	0.0	14:24	0.0	0.0	-
14:25	0.0	0.0	14:25	0.0	0.0	-
14:26	0.0	0.0	14:26	0.0	0.0	-
14:27	0.0	0.0	14:27	0.0	0.0	-
14:28	0.0	0.0	14:28	0.0	0.0	-
14:29	0.0	0.0	14:29	0.0	0.0	-
14:30	0.0	0.0	14:30	0.0	0.0	-
14:31	0.0	0.0	14:31	0.0	0.0	-
14:32	0.0	0.0	14:32	0.0	0.0	-
14:33	0.0	0.0	14:33	0.0	0.0	-
14:34	0.0	0.0	14:34	0.0	0.0	-
14:35	0.0	0.0	14:35	0.0	0.0	-
14:36	0.0	0.0	14:36	0.0	0.0	-
14:37	0.0	0.0	14:37	0.0	0.0	-
14:38	0.0	0.0	14:38	0.0	0.0	-
14:39	0.0	0.0	14:39	0.0	0.0	-
14:40	0.0	0.0	14:40	0.0	0.0	-
14:41	0.0	0.0	14:41	0.0	0.0	-
14:42	0.0	0.0	14:42	0.0	0.0	-
14:43	0.0	0.0	14:43	0.0	0.0	-
14:44	0.0	0.0	14:44	0.0	0.0	-
14:45	0.0	0.0	14:45	0.0	0.0	-
14:46	0.0	0.0	14:46	0.0	0.0	-
14:47	0.0	0.0	14:47	0.0	0.0	-
14:48	0.0	0.0	14:48	0.0	0.0	-
14:49	0.0	0.0	14:49	0.0	0.0	-
14:50	0.0	0.0	14:50	0.0	0.0	-
14:51	0.0	0.0	14:51	0.0	0.0	-
14:52	0.0	0.0	14:52	0.0	0.0	-
14:53	0.0	0.0	14:53	0.0	0.0	-
14:54	0.0	0.0	14:54	0.0	0.0	-
14:55	0.0	0.0	14:55	0.0	0.0	-
14:56	0.0	0.0	14:56	0.0	0.0	-
14:57	0.0	0.0	14:57	0.0	0.0	-
14:58	0.0	0.0	14:58	0.0	0.0	-
14:59	0.0	0.0	14:59	0.0	0.0	-
15:00	0.0	0.0	15:00	0.0	0.0	-
15:01	0.0	0.0	15:01	0.0	0.0	-
15:02	0.0	0.0	15:02	0.0	0.0	-
15:03	0.0	0.0	15:03	0.0	0.0	-
15:04	0.0	0.0	15:04	0.0	0.0	-
15:05	0.0	0.0	15:05	0.0	0.0	-
15:06	0.0	0.0	15:06	0.0	0.0	-
15:07	0.0	0.0	15:07	0.0	0.0	-
15:08	0.0	0.0	15:08	0.0	0.0	-
15:09	0.0	0.0	15:09	0.0	0.0	-

Grand Union Bowling Alley Site
BCP #360222
150 Westchester Avenue, Port Chester
February 3, 2025

PID DATA						
Upwind			Downwind			Exceeds VOC Alarm Limit
Time	Concentration (ppm)	15-Min Avg Concentration (ppm)	Time	Concentration (ppm)	15-Min Avg Concentration (ppm)	
15:10	0.0	0.0	15:10	0.0	0.0	-
15:11	0.0	0.0	15:11	0.0	0.0	-
15:12	0.0	0.0	15:12	0.0	0.0	-
15:13	0.0	0.0	15:13	0.0	0.0	-
15:14	0.0	0.0	15:14	0.0	0.0	-
15:15	0.0	0.0	15:15	0.0	0.0	-
15:16	0.0	0.0	15:16	0.0	0.0	-
15:17	0.0	0.0	15:17	0.0	0.0	-
15:18	0.0	0.0	15:18	0.0	0.0	-
15:19	0.0	0.0	15:19	0.0	0.0	-
15:20	0.0	0.0	15:20	0.0	0.0	-
15:21	0.0	0.0	15:21	0.0	0.0	-
15:22	0.0	0.0	15:22	0.0	0.0	-
15:23	0.0	0.0	15:23	0.0	0.0	-
15:24	0.0	0.0	15:24	0.0	0.0	-
15:25	0.0	0.0	15:25	0.0	0.0	-
15:26	0.0	0.0	15:26	0.0	0.0	-
15:27	0.0	0.0	15:27	0.0	0.0	-
15:28	0.0	0.0	15:28	0.0	0.0	-
15:29	0.0	0.0	15:29	0.0	0.0	-
15:30	0.0	0.0	15:30	0.0	0.0	-
15:31	0.0	0.0	15:31	0.0	0.0	-
15:32	0.0	0.0	15:32	0.0	0.0	-
15:33	0.0	0.0	15:33	0.0	0.0	-
15:34	0.0	0.0	15:34	0.0	0.0	-
15:35	0.0	0.0	15:35	0.0	0.0	-
15:36	0.0	0.0	15:36	0.0	0.0	-
15:37	0.0	0.0	15:37	0.0	0.0	-
15:38	0.0	0.0	15:38	0.0	0.0	-
15:39	0.0	0.0	15:39	0.0	0.0	-
15:40	0.0	0.0	15:40	0.0	0.0	-
15:41	0.0	0.0	15:41	0.0	0.0	-
15:42	0.0	0.0	15:42	0.0	0.0	-
15:43	0.0	0.0	15:43	0.0	0.0	-
15:44	0.0	0.0	15:44	0.0	0.0	-
15:45	0.0	0.0	15:45	0.0	0.0	-
15:46	0.0	0.0	15:46	0.0	0.0	-
15:47	0.0	0.0	15:47	0.0	0.0	-
15:48	0.0	0.0	15:48	0.0	0.0	-
15:49	0.0	0.0	15:49	0.0	0.0	-
15:50	0.0	0.0	15:50	0.0	0.0	-
15:51	0.0	0.0	15:51	0.0	0.0	-
15:52	0.0	0.0	15:52	0.0	0.0	-

SESI CONSULTING ENGINEERS

959 US-46 Floor 3, Suite 300 - Parsippany-Troy Hills, NJ

DAILY AIR MONITORING REPORT
150 Westchester Avenue
Port Chester, New York

02/04/2025

Rev. No. 0 | Page 1 of 2

Project Number: 11895A

Dust Action Level: 150 µg/m^3

VOC Action Level: 5 ppm

Weather Data Range for Work Day		Wind Direction	NW	Relative Humidity (%)	39.0 - 58.0	Daily Rain Total (in)	0.00	Readings in the summary table and graphs below are the reported downwind concentrations.
Temperature (°F)	39.0 - 44.0	Wind Speed (MPH)	7.5 - 13.9	Barometer (inHg)	29.90 - 29.90	Avg. Dew Point Temp (°F)	23.1	

Station Location	Daily Avg. Dust Concentration (µg/m^3)	Max 15-Min Dust Concentration (µg/m^3)	Time of Max Dust Reading	Daily Avg. VOC Concentration (ppm)	Max 15-Min VOC Concentration (ppm)	Time of Max VOC Reading
Upwind	11.7	33.1	14:35	0.0	0.0	12:10
Downwind	53.6	62.5	14:39	0.0	0.0	12:07

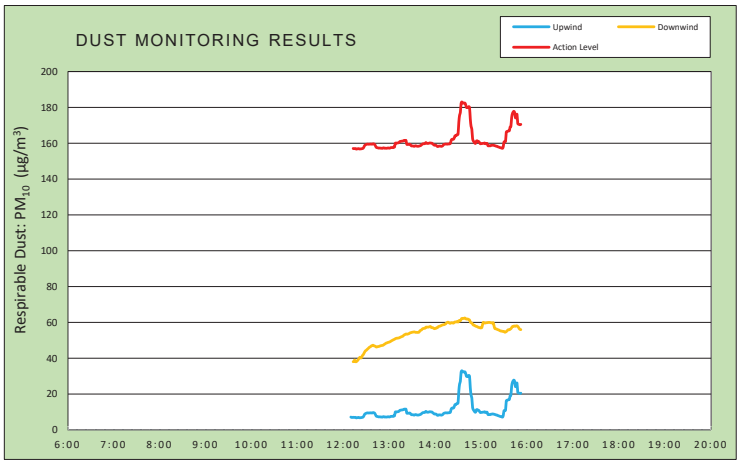

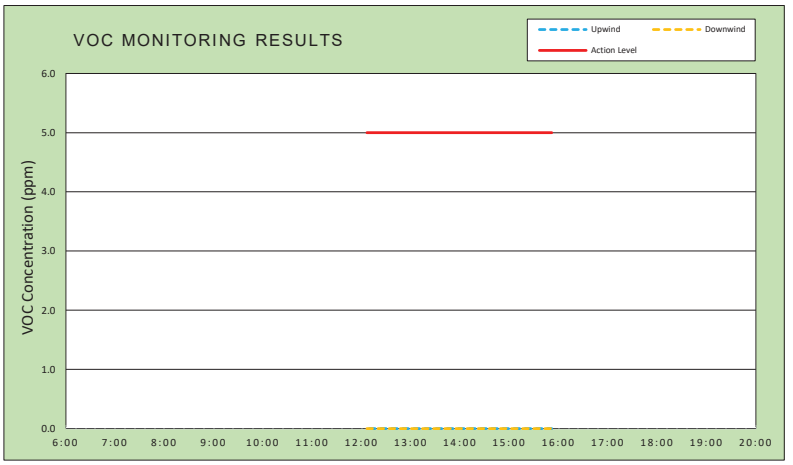

Air Monitoring Notes:

Weather Notes:

EMILCOTT
A Triumvirate Environmental Company

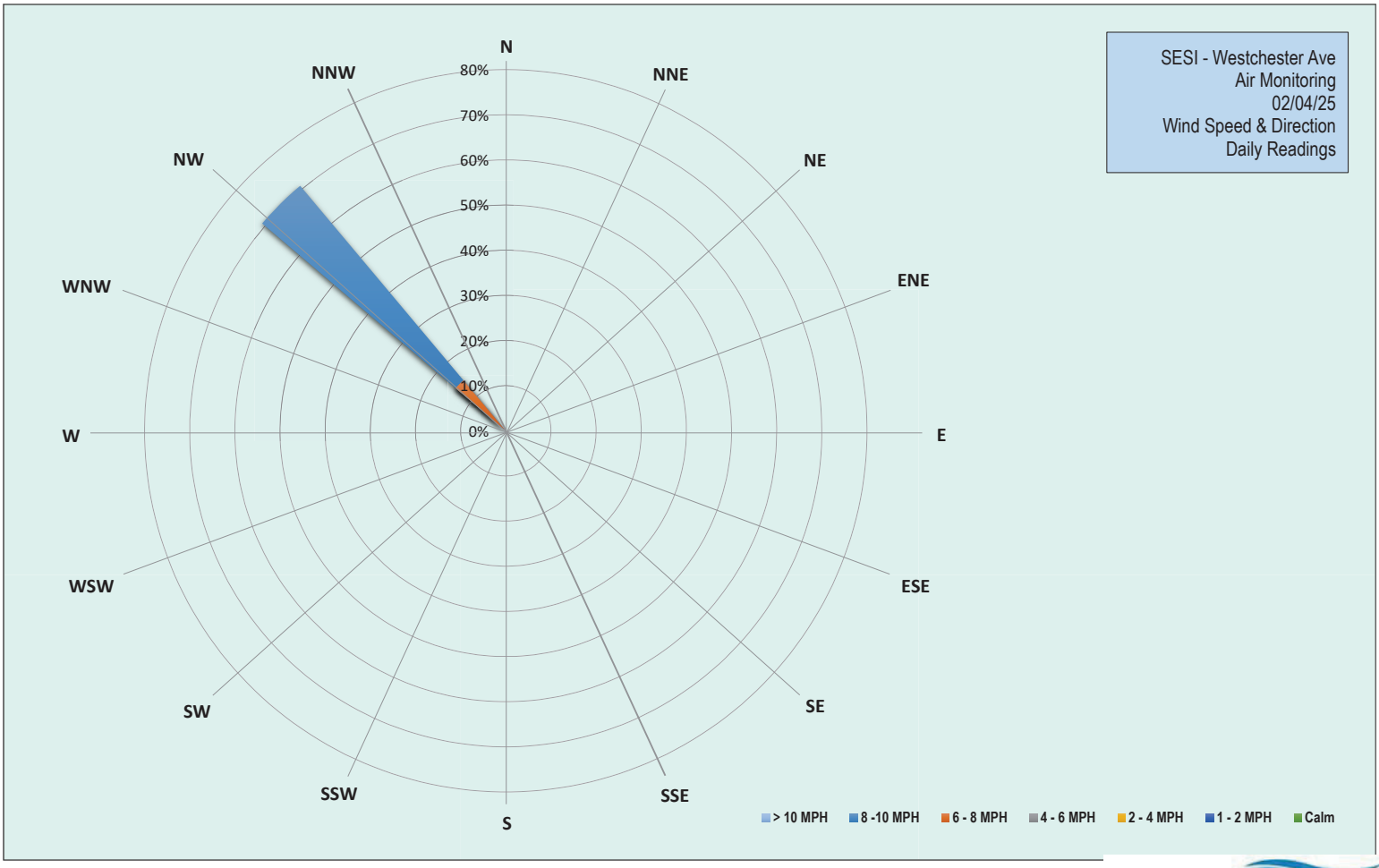

EMILCOTT
A Triumvirate Environmental Company

Grand Union Bowling Alley Site
BCP #360222
150 Westchester Avenue, Port Chester
February 4, 2025

Tuesday, February 4, 2025

Number of Instances Where Downwind Particulates Exceeds Upwind Particulate + 150 =	**0**
Number of Comparable Data Points =	**220**
Start Time:	**11:55**
End Time:	**15:52**

PARTICULATE DATA

Upwind			Downwind			
Time	**Concentration (ug/m^3)**	**15-Min Avg Concentration (ug/m^3)**	**Time**	**Concentration (ug/m^3)**	**15-Min Avg Concentration (ug/m^3)**	**Exceeds Particulate Alarm Limit**
11:55	5.0	-	11:55	-	-	-
11:56	10.5	-	11:56	-	-	-
11:57	7.8	-	11:57	-	-	-
11:58	6.0	-	11:58	22.8	-	-
11:59	8.3	-	11:59	33.5	-	-
12:00	5.5	-	12:00	30.5	-	-
12:01	6.0	-	12:01	54.0	-	-
12:02	10.3	-	12:02	39.5	-	-
12:03	6.3	-	12:03	34.0	-	-
12:04	6.3	-	12:04	32.3	-	-
12:05	5.5	-	12:05	33.5	-	-
12:06	9.3	-	12:06	33.8	-	-
12:07	6.8	-	12:07	35.3	-	-
12:08	6.8	-	12:08	52.0	-	-
12:09	5.5	-	12:09	36.5	-	-
12:10	7.5	7.2	12:10	36.0	-	-
12:11	7.5	7.0	12:11	42.3	-	-
12:12	7.5	7.0	12:12	38.0	-	-
12:13	7.5	7.1	12:13	40.3	38.1	-
12:14	6.8	7.0	12:14	37.5	38.4	-
12:15	6.0	7.0	12:15	40.8	39.0	-
12:16	6.0	7.0	12:16	40.0	38.1	-
12:17	6.0	6.7	12:17	39.5	38.1	-
12:18	7.8	6.8	12:18	38.8	38.4	-
12:19	7.3	6.9	12:19	39.3	38.9	-
12:20	7.3	7.0	12:20	42.5	39.5	-
12:21	6.3	6.8	12:21	43.8	40.2	-
12:22	7.0	6.8	12:22	41.8	40.6	-
12:23	7.0	6.9	12:23	45.3	40.1	-
12:24	6.8	6.9	12:24	41.8	40.5	-
12:25	9.0	7.0	12:25	51.0	41.5	-
12:26	10.3	7.2	12:26	48.5	41.9	-
12:27	17.3	7.9	12:27	49.5	42.7	-
12:28	20.8	8.8	12:28	52.8	43.5	-
12:29	11.8	9.1	12:29	47.0	44.1	-
12:30	9.5	9.3	12:30	45.0	44.4	-
12:31	8.3	9.5	12:31	46.3	44.8	-
12:32	6.8	9.5	12:32	45.5	45.2	-
12:33	6.8	9.5	12:33	44.5	45.6	-
12:34	8.3	9.5	12:34	46.0	46.1	-
12:35	6.8	9.5	12:35	46.3	46.3	-

Grand Union Bowling Alley Site
BCP #360222
150 Westchester Avenue, Port Chester
February 4, 2025

PARTICULATE DATA						
Upwind			Downwind			Exceeds Particulate Alarm Limit
Time	Concentration (ug/m^3)	15-Min Avg Concentration (ug/m^3)	Time	Concentration (ug/m^3)	15-Min Avg Concentration (ug/m^3)	
12:36	7.8	9.6	12:36	48.0	46.6	-
12:37	5.8	9.5	12:37	47.5	47.0	-
12:38	6.8	9.5	12:38	45.8	47.0	-
12:39	10.0	9.7	12:39	46.3	47.3	-
12:40	7.3	9.6	12:40	46.0	47.0	-
12:41	7.5	9.4	12:41	46.5	46.9	-
12:42	6.0	8.7	12:42	47.0	46.7	-
12:43	8.0	7.8	12:43	47.3	46.3	-
12:44	8.0	7.6	12:44	47.3	46.3	-
12:45	8.5	7.5	12:45	47.5	46.5	-
12:46	5.8	7.3	12:46	47.0	46.6	-
12:47	6.5	7.3	12:47	47.3	46.7	-
12:48	7.3	7.3	12:48	47.3	46.9	-
12:49	6.8	7.2	12:49	48.0	47.0	-
12:50	6.8	7.2	12:50	48.0	47.1	-
12:51	6.5	7.2	12:51	49.0	47.2	-
12:52	8.8	7.4	12:52	49.0	47.3	-
12:53	7.8	7.4	12:53	50.3	47.6	-
12:54	7.0	7.2	12:54	50.8	47.9	-
12:55	7.8	7.3	12:55	50.0	48.1	-
12:56	6.8	7.2	12:56	51.3	48.5	-
12:57	6.3	7.2	12:57	49.0	48.6	-
12:58	9.5	7.3	12:58	49.8	48.8	-
12:59	8.8	7.4	12:59	49.8	48.9	-
13:00	6.8	7.3	13:00	49.0	49.0	-
13:01	6.8	7.3	13:01	49.8	49.2	-
13:02	9.5	7.5	13:02	51.0	49.5	-
13:03	8.3	7.6	13:03	51.5	49.7	-
13:04	6.8	7.6	13:04	51.5	50.0	-
13:05	7.3	7.6	13:05	51.5	50.2	-
13:06	10.8	7.9	13:06	52.3	50.4	-
13:07	7.8	7.8	13:07	51.8	50.6	-
13:08	40.8	10.0	13:08	54.8	50.9	-
13:09	7.8	10.1	13:09	53.5	51.1	-
13:10	8.0	10.1	13:10	51.8	51.2	-
13:11	7.8	10.2	13:11	51.5	51.2	-
13:12	7.3	10.2	13:12	50.5	51.3	-
13:13	13.5	10.5	13:13	51.0	51.4	-
13:14	15.3	10.9	13:14	52.8	51.6	-
13:15	8.3	11.0	13:15	52.3	51.8	-
13:16	8.3	11.1	13:16	52.8	52.0	-
13:17	10.3	11.2	13:17	53.5	52.2	-
13:18	9.3	11.3	13:18	54.0	52.4	-
13:19	10.3	11.5	13:19	58.8	52.8	-
13:20	9.3	11.6	13:20	55.8	53.1	-
13:21	9.5	11.5	13:21	55.0	53.3	-
13:22	8.8	11.6	13:22	55.5	53.6	-
13:23	7.5	9.4	13:23	53.5	53.5	-

Grand Union Bowling Alley Site
BCP #360222
150 Westchester Avenue, Port Chester
February 4, 2025

PARTICULATE DATA						
Upwind			Downwind			Exceeds Particulate Alarm Limit
Time	Concentration (ug/m^3)	15-Min Avg Concentration (ug/m^3)	Time	Concentration (ug/m^3)	15-Min Avg Concentration (ug/m^3)	
13:24	7.0	9.3	13:24	53.5	53.5	-
13:25	8.0	9.3	13:25	54.3	53.6	-
13:26	8.5	9.4	13:26	53.8	53.8	-
13:27	8.3	9.5	13:27	55.3	54.1	-
13:28	7.3	9.0	13:28	53.5	54.3	-
13:29	8.0	8.6	13:29	54.3	54.4	-
13:30	7.5	8.5	13:30	54.5	54.5	-
13:31	8.3	8.5	13:31	53.8	54.6	-
13:32	8.0	8.4	13:32	54.8	54.7	-
13:33	8.5	8.3	13:33	54.8	54.7	-
13:34	14.0	8.6	13:34	56.3	54.6	-
13:35	9.3	8.6	13:35	54.3	54.5	-
13:36	7.3	8.4	13:36	55.5	54.5	-
13:37	7.5	8.3	13:37	54.5	54.4	-
13:38	7.5	8.3	13:38	54.5	54.5	-
13:39	8.3	8.4	13:39	54.5	54.6	-
13:40	10.3	8.6	13:40	64.3	55.2	-
13:41	10.3	8.7	13:41	59.3	55.6	-
13:42	13.3	9.0	13:42	57.8	55.8	-
13:43	12.5	9.4	13:43	60.0	56.2	-
13:44	12.5	9.7	13:44	59.8	56.6	-
13:45	8.8	9.7	13:45	55.5	56.6	-
13:46	8.3	9.7	13:46	55.8	56.8	-
13:47	11.0	9.9	13:47	55.0	56.8	-
13:48	15.3	10.4	13:48	63.8	57.4	-
13:49	8.8	10.0	13:49	56.3	57.4	-
13:50	7.3	9.9	13:50	54.8	57.4	-
13:51	7.5	9.9	13:51	55.0	57.4	-
13:52	9.0	10.0	13:52	56.5	57.5	-
13:53	9.8	10.2	13:53	56.3	57.6	-
13:54	7.5	10.1	13:54	56.5	57.8	-
13:55	9.3	10.1	13:55	56.0	57.2	-
13:56	9.5	10.0	13:56	57.5	57.1	-
13:57	6.8	9.6	13:57	57.8	57.1	-
13:58	8.0	9.3	13:58	55.8	56.8	-
13:59	7.3	8.9	13:59	55.5	56.5	-
14:00	8.5	8.9	14:00	57.0	56.6	-
14:01	7.8	8.9	14:01	57.3	56.7	-
14:02	6.8	8.6	14:02	60.0	57.1	-
14:03	9.5	8.2	14:03	63.5	57.0	-
14:04	8.8	8.2	14:04	64.0	57.6	-
14:05	10.8	8.4	14:05	58.3	57.8	-
14:06	7.0	8.4	14:06	56.5	57.9	-
14:07	9.0	8.4	14:07	59.0	58.1	-
14:08	7.8	8.3	14:08	59.5	58.3	-
14:09	9.0	8.4	14:09	59.5	58.5	-
14:10	13.0	8.6	14:10	58.3	58.6	-
14:11	17.3	9.1	14:11	59.3	58.7	-

Grand Union Bowling Alley Site
BCP #360222
150 Westchester Avenue, Port Chester
February 4, 2025

PARTICULATE DATA						
Upwind			Downwind			Exceeds Particulate Alarm Limit
Time	Concentration (ug/m^3)	15-Min Avg Concentration (ug/m^3)	Time	Concentration (ug/m^3)	15-Min Avg Concentration (ug/m^3)	
14:12	10.5	9.4	14:12	58.8	58.8	-
14:13	9.8	9.5	14:13	59.5	59.1	-
14:14	8.3	9.6	14:14	59.0	59.3	-
14:15	8.0	9.5	14:15	64.0	59.8	-
14:16	7.0	9.5	14:16	61.5	60.0	-
14:17	8.8	9.6	14:17	61.5	60.1	-
14:18	9.0	9.6	14:18	60.3	59.9	-
14:19	10.0	9.7	14:19	59.0	59.6	-
14:20	14.5	9.9	14:20	57.5	59.5	-
14:21	32.3	11.6	14:21	60.8	59.8	-
14:22	17.5	12.2	14:22	59.5	59.9	-
14:23	8.8	12.2	14:23	57.5	59.7	-
14:24	8.5	12.2	14:24	58.0	59.6	-
14:25	24.3	13.0	14:25	63.8	60.0	-
14:26	35.3	14.2	14:26	63.8	60.3	-
14:27	9.8	14.1	14:27	58.3	60.3	-
14:28	18.0	14.7	14:28	60.5	60.3	-
14:29	8.5	14.7	14:29	62.8	60.6	-
14:30	14.8	15.1	14:30	58.0	60.2	-
14:31	105.0	21.7	14:31	74.3	61.0	-
14:32	68.8	25.7	14:32	60.3	60.9	-
14:33	31.3	27.1	14:33	60.0	60.9	-
14:34	87.3	32.3	14:34	70.5	61.7	-
14:35	26.3	33.1	14:35	66.5	62.3	-
14:36	23.0	32.5	14:36	58.8	62.2	-
14:37	16.8	32.4	14:37	60.8	62.2	-
14:38	8.5	32.4	14:38	59.3	62.4	-
14:39	9.3	32.4	14:39	59.8	62.5	-
14:40	9.5	31.5	14:40	58.3	62.1	-
14:41	12.0	29.9	14:41	60.3	61.9	-
14:42	11.5	30.0	14:42	59.0	61.9	-
14:43	15.3	29.8	14:43	59.5	61.9	-
14:44	18.0	30.5	14:44	57.8	61.5	-
14:45	7.5	30.0	14:45	55.8	61.4	-
14:46	7.8	23.5	14:46	56.5	60.2	-
14:47	7.8	19.4	14:47	55.5	59.9	-
14:48	7.3	17.8	14:48	56.5	59.6	-
14:49	7.0	12.5	14:49	62.5	59.1	-
14:50	8.3	11.3	14:50	58.0	58.5	-
14:51	13.3	10.6	14:51	57.8	58.5	-
14:52	7.5	10.0	14:52	56.3	58.2	-
14:53	7.8	10.0	14:53	55.8	57.9	-
14:54	28.8	11.3	14:54	57.3	57.8	-
14:55	10.8	11.4	14:55	56.5	57.7	-
14:56	7.5	11.1	14:56	56.3	57.4	-
14:57	10.0	11.0	14:57	56.3	57.2	-
14:58	6.8	10.4	14:58	58.3	57.1	-
14:59	8.3	9.7	14:59	55.3	57.0	-

Grand Union Bowling Alley Site
BCP #360222
150 Westchester Avenue, Port Chester
February 4, 2025

PARTICULATE DATA						
Upwind			Downwind			Exceeds Particulate Alarm Limit
Time	Concentration (ug/m^3)	15-Min Avg Concentration (ug/m^3)	Time	Concentration (ug/m^3)	15-Min Avg Concentration (ug/m^3)	
15:00	8.0	9.8	15:00	57.0	57.0	-
15:01	8.5	9.8	15:01	56.8	57.1	-
15:02	8.8	9.9	15:02	82.0	58.8	-
15:03	8.3	10.0	15:03	75.3	60.1	-
15:04	7.8	10.0	15:04	58.5	59.8	-
15:05	10.5	10.2	15:05	55.8	59.7	-
15:06	6.5	9.7	15:06	59.3	59.8	-
15:07	10.3	9.9	15:07	57.5	59.8	-
15:08	7.8	9.9	15:08	56.3	59.9	-
15:09	10.0	8.6	15:09	58.5	60.0	-
15:10	9.8	8.6	15:10	57.3	60.0	-
15:11	8.0	8.6	15:11	56.3	60.0	-
15:12	9.3	8.6	15:12	55.5	60.0	-
15:13	10.5	8.8	15:13	56.0	59.8	-
15:14	8.5	8.8	15:14	54.8	59.8	-
15:15	9.8	8.9	15:15	55.8	59.7	-
15:16	7.5	8.9	15:16	59.3	59.9	-
15:17	7.5	8.8	15:17	54.8	58.0	-
15:18	5.8	8.6	15:18	54.3	56.6	-
15:19	6.5	8.5	15:19	55.8	56.5	-
15:20	7.0	8.3	15:20	54.8	56.4	-
15:21	6.5	8.3	15:21	55.5	56.1	-
15:22	6.0	8.0	15:22	54.8	56.0	-
15:23	6.0	7.9	15:23	54.5	55.8	-
15:24	7.0	7.7	15:24	54.5	55.6	-
15:25	7.5	7.6	15:25	54.0	55.4	-
15:26	6.3	7.4	15:26	53.8	55.2	-
15:27	8.5	7.4	15:27	55.8	55.2	-
15:28	6.8	7.1	15:28	53.0	55.0	-
15:29	21.0	8.0	15:29	54.8	55.0	-
15:30	51.3	10.7	15:30	55.0	55.0	-
15:31	9.5	10.9	15:31	53.3	54.6	-
15:32	7.8	10.9	15:32	56.3	54.7	-
15:33	85.8	16.2	15:33	58.0	54.9	-
15:34	12.0	16.6	15:34	61.5	55.3	-
15:35	9.3	16.7	15:35	62.3	55.8	-
15:36	9.3	16.9	15:36	58.0	56.0	-
15:37	6.5	17.0	15:37	53.8	55.9	-
15:38	37.8	19.1	15:38	59.5	56.2	-
15:39	11.3	19.4	15:39	58.8	56.5	-
15:40	81.8	24.3	15:40	62.8	57.1	-
15:41	39.3	26.5	15:41	63.3	57.7	-
15:42	22.0	27.4	15:42	55.5	57.7	-
15:43	13.0	27.8	15:43	57.5	58.0	-
15:44	8.5	27.0	15:44	54.3	58.0	-
15:45	8.0	24.1	15:45	53.3	57.9	-
15:46	26.5	25.2	15:46	56.5	58.1	-
15:47	21.0	26.1	15:47	56.3	58.1	-

Grand Union Bowling Alley Site
BCP #360222
150 Westchester Avenue, Port Chester
February 4, 2025

PARTICULATE DATA						
Upwind			Downwind			Exceeds Particulate Alarm Limit
Time	Concentration (ug/m^3)	15-Min Avg Concentration (ug/m^3)	Time	Concentration (ug/m^3)	15-Min Avg Concentration (ug/m^3)	
15:48	8.8	21.0	15:48	53.5	57.8	-
15:49	6.5	20.6	15:49	53.3	57.2	-
15:50	7.0	20.5	15:50	51.5	56.5	-
15:51	7.3	20.3	15:51	52.3	56.1	-
15:52	9.5	20.5	15:52	51.8	56.0	-

Grand Union Bowling Alley Site
BCP #360222
150 Westchester Avenue, Port Chester
February 4, 2025

Tuesday, February 4, 2025						
					Number of Instances Where Downwind VOCs Exceeds Upwind VOCs + 5 =	0
					Number of Comparable Data Points =	223
					Start Time:	11:52
					End Time:	15:52
PID DATA						
Upwind			Downwind			
Time	Concentration (ppm)	15-Min Avg Concentration (ppm)	Time	Concentration (ppm)	15-Min Avg Concentration (ppm)	Exceeds VOC Alarm Limit
11:52	-	-	11:52	0.0	-	-
11:53	-	-	11:53	0.0	-	-
11:54	-	-	11:54	0.0	-	-
11:55	0.0	-	11:55	0.0	-	-
11:56	0.0	-	11:56	0.0	-	-
11:57	0.0	-	11:57	0.0	-	-
11:58	0.0	-	11:58	0.0	-	-
11:59	0.0	-	11:59	0.0	-	-
12:00	0.0	-	12:00	0.0	-	-
12:01	0.0	-	12:01	0.0	-	-
12:02	0.0	-	12:02	0.0	-	-
12:03	0.0	-	12:03	0.0	-	-
12:04	0.0	-	12:04	0.0	-	-
12:05	0.0	-	12:05	0.0	-	-
12:06	0.0	-	12:06	0.0	-	-
12:07	0.0	-	12:07	0.0	0.0	-
12:08	0.0	-	12:08	0.0	0.0	-
12:09	0.0	-	12:09	0.0	0.0	-
12:10	0.0	0.0	12:10	0.0	0.0	-
12:11	0.0	0.0	12:11	0.0	0.0	-
12:12	0.0	0.0	12:12	0.0	0.0	-
12:13	0.0	0.0	12:13	0.0	0.0	-
12:14	0.0	0.0	12:14	0.0	0.0	-
12:15	0.0	0.0	12:15	0.0	0.0	-
12:16	0.0	0.0	12:16	0.0	0.0	-
12:17	0.0	0.0	12:17	0.0	0.0	-
12:18	0.0	0.0	12:18	0.0	0.0	-
12:19	0.0	0.0	12:19	0.0	0.0	-
12:20	0.0	0.0	12:20	0.0	0.0	-
12:21	0.0	0.0	12:21	0.0	0.0	-
12:22	0.0	0.0	12:22	0.0	0.0	-
12:23	0.0	0.0	12:23	0.0	0.0	-
12:24	0.0	0.0	12:24	0.0	0.0	-
12:25	0.0	0.0	12:25	0.0	0.0	-
12:26	0.0	0.0	12:26	0.0	0.0	-
12:27	0.0	0.0	12:27	0.0	0.0	-
12:28	0.0	0.0	12:28	0.0	0.0	-
12:29	0.0	0.0	12:29	0.0	0.0	-
12:30	0.0	0.0	12:30	0.0	0.0	-
12:31	0.0	0.0	12:31	0.0	0.0	-
12:32	0.0	0.0	12:32	0.0	0.0	-
12:33	0.0	0.0	12:33	0.0	0.0	-

Grand Union Bowling Alley Site
BCP #360222
150 Westchester Avenue, Port Chester
February 4, 2025

PID DATA						
Upwind			Downwind			
Time	Concentration (ppm)	15-Min Avg Concentration (ppm)	Time	Concentration (ppm)	15-Min Avg Concentration (ppm)	Exceeds VOC Alarm Limit
12:34	0.0	0.0	12:34	0.0	0.0	-
12:35	0.0	0.0	12:35	0.0	0.0	-
12:36	0.0	0.0	12:36	0.0	0.0	-
12:37	0.0	0.0	12:37	0.0	0.0	-
12:38	0.0	0.0	12:38	0.0	0.0	-
12:39	0.0	0.0	12:39	0.0	0.0	-
12:40	0.0	0.0	12:40	0.0	0.0	-
12:41	0.0	0.0	12:41	0.0	0.0	-
12:42	0.0	0.0	12:42	0.0	0.0	-
12:43	0.0	0.0	12:43	0.0	0.0	-
12:44	0.0	0.0	12:44	0.0	0.0	-
12:45	0.0	0.0	12:45	0.0	0.0	-
12:46	0.0	0.0	12:46	0.0	0.0	-
12:47	0.0	0.0	12:47	0.0	0.0	-
12:48	0.0	0.0	12:48	0.0	0.0	-
12:49	0.0	0.0	12:49	0.0	0.0	-
12:50	0.0	0.0	12:50	0.0	0.0	-
12:51	0.0	0.0	12:51	0.0	0.0	-
12:52	0.0	0.0	12:52	0.0	0.0	-
12:53	0.0	0.0	12:53	0.0	0.0	-
12:54	0.0	0.0	12:54	0.0	0.0	-
12:55	0.0	0.0	12:55	0.0	0.0	-
12:56	0.0	0.0	12:56	0.0	0.0	-
12:57	0.0	0.0	12:57	0.0	0.0	-
12:58	0.0	0.0	12:58	0.0	0.0	-
12:59	0.0	0.0	12:59	0.0	0.0	-
13:00	0.0	0.0	13:00	0.0	0.0	-
13:01	0.0	0.0	13:01	0.0	0.0	-
13:02	0.0	0.0	13:02	0.0	0.0	-
13:03	0.0	0.0	13:03	0.0	0.0	-
13:04	0.0	0.0	13:04	0.0	0.0	-
13:05	0.0	0.0	13:05	0.0	0.0	-
13:06	0.0	0.0	13:06	0.0	0.0	-
13:07	0.0	0.0	13:07	0.0	0.0	-
13:08	0.0	0.0	13:08	0.0	0.0	-
13:09	0.0	0.0	13:09	0.0	0.0	-
13:10	0.0	0.0	13:10	0.0	0.0	-
13:11	0.0	0.0	13:11	0.0	0.0	-
13:12	0.0	0.0	13:12	0.0	0.0	-
13:13	0.0	0.0	13:13	0.0	0.0	-
13:14	0.0	0.0	13:14	0.0	0.0	-
13:15	0.0	0.0	13:15	0.0	0.0	-
13:16	0.0	0.0	13:16	0.0	0.0	-
13:17	0.0	0.0	13:17	0.0	0.0	-
13:18	0.0	0.0	13:18	0.0	0.0	-
13:19	0.0	0.0	13:19	0.0	0.0	-
13:20	0.0	0.0	13:20	0.0	0.0	-
13:21	0.0	0.0	13:21	0.0	0.0	-

Grand Union Bowling Alley Site
BCP #360222
150 Westchester Avenue, Port Chester
February 4, 2025

PID DATA						
Upwind			Downwind			
Time	Concentration (ppm)	15-Min Avg Concentration (ppm)	Time	Concentration (ppm)	15-Min Avg Concentration (ppm)	Exceeds VOC Alarm Limit
13:22	0.0	0.0	13:22	0.0	0.0	-
13:23	0.0	0.0	13:23	0.0	0.0	-
13:24	0.0	0.0	13:24	0.0	0.0	-
13:25	0.0	0.0	13:25	0.0	0.0	-
13:26	0.0	0.0	13:26	0.0	0.0	-
13:27	0.0	0.0	13:27	0.0	0.0	-
13:28	0.0	0.0	13:28	0.0	0.0	-
13:29	0.0	0.0	13:29	0.0	0.0	-
13:30	0.0	0.0	13:30	0.0	0.0	-
13:31	0.0	0.0	13:31	0.0	0.0	-
13:32	0.0	0.0	13:32	0.0	0.0	-
13:33	0.0	0.0	13:33	0.0	0.0	-
13:34	0.0	0.0	13:34	0.0	0.0	-
13:35	0.0	0.0	13:35	0.0	0.0	-
13:36	0.0	0.0	13:36	0.0	0.0	-
13:37	0.0	0.0	13:37	0.0	0.0	-
13:38	0.0	0.0	13:38	0.0	0.0	-
13:39	0.0	0.0	13:39	0.0	0.0	-
13:40	0.0	0.0	13:40	0.0	0.0	-
13:41	0.0	0.0	13:41	0.0	0.0	-
13:42	0.0	0.0	13:42	0.0	0.0	-
13:43	0.0	0.0	13:43	0.0	0.0	-
13:44	0.0	0.0	13:44	0.0	0.0	-
13:45	0.0	0.0	13:45	0.0	0.0	-
13:46	0.0	0.0	13:46	0.0	0.0	-
13:47	0.0	0.0	13:47	0.0	0.0	-
13:48	0.0	0.0	13:48	0.0	0.0	-
13:49	0.0	0.0	13:49	0.0	0.0	-
13:50	0.0	0.0	13:50	0.0	0.0	-
13:51	0.0	0.0	13:51	0.0	0.0	-
13:52	0.0	0.0	13:52	0.0	0.0	-
13:53	0.0	0.0	13:53	0.0	0.0	-
13:54	0.0	0.0	13:54	0.0	0.0	-
13:55	0.0	0.0	13:55	0.0	0.0	-
13:56	0.0	0.0	13:56	0.0	0.0	-
13:57	0.0	0.0	13:57	0.0	0.0	-
13:58	0.0	0.0	13:58	0.0	0.0	-
13:59	0.0	0.0	13:59	0.0	0.0	-
14:00	0.0	0.0	14:00	0.0	0.0	-
14:01	0.0	0.0	14:01	0.0	0.0	-
14:02	0.0	0.0	14:02	0.0	0.0	-
14:03	0.0	0.0	14:03	0.0	0.0	-
14:04	0.0	0.0	14:04	0.0	0.0	-
14:05	0.0	0.0	14:05	0.0	0.0	-
14:06	0.0	0.0	14:06	0.0	0.0	-
14:07	0.0	0.0	14:07	0.0	0.0	-
14:08	0.0	0.0	14:08	0.0	0.0	-
14:09	0.0	0.0	14:09	0.0	0.0	-

Grand Union Bowling Alley Site
BCP #360222
150 Westchester Avenue, Port Chester
February 4, 2025

PID DATA						
Upwind			Downwind			
Time	Concentration (ppm)	15-Min Avg Concentration (ppm)	Time	Concentration (ppm)	15-Min Avg Concentration (ppm)	Exceeds VOC Alarm Limit
14:10	0.0	0.0	14:10	0.0	0.0	-
14:11	0.0	0.0	14:11	0.0	0.0	-
14:12	0.0	0.0	14:12	0.0	0.0	-
14:13	0.0	0.0	14:13	0.0	0.0	-
14:14	0.0	0.0	14:14	0.0	0.0	-
14:15	0.0	0.0	14:15	0.0	0.0	-
14:16	0.0	0.0	14:16	0.0	0.0	-
14:17	0.0	0.0	14:17	0.0	0.0	-
14:18	0.0	0.0	14:18	0.0	0.0	-
14:19	0.0	0.0	14:19	0.0	0.0	-
14:20	0.0	0.0	14:20	0.0	0.0	-
14:21	0.0	0.0	14:21	0.0	0.0	-
14:22	0.0	0.0	14:22	0.0	0.0	-
14:23	0.0	0.0	14:23	0.0	0.0	-
14:24	0.0	0.0	14:24	0.0	0.0	-
14:25	0.0	0.0	14:25	0.0	0.0	-
14:26	0.0	0.0	14:26	0.0	0.0	-
14:27	0.0	0.0	14:27	0.0	0.0	-
14:28	0.0	0.0	14:28	0.0	0.0	-
14:29	0.0	0.0	14:29	0.0	0.0	-
14:30	0.0	0.0	14:30	0.0	0.0	-
14:31	0.0	0.0	14:31	0.0	0.0	-
14:32	0.0	0.0	14:32	0.0	0.0	-
14:33	0.0	0.0	14:33	0.0	0.0	-
14:34	0.0	0.0	14:34	0.0	0.0	-
14:35	0.0	0.0	14:35	0.0	0.0	-
14:36	0.0	0.0	14:36	0.0	0.0	-
14:37	0.0	0.0	14:37	0.0	0.0	-
14:38	0.0	0.0	14:38	0.0	0.0	-
14:39	0.0	0.0	14:39	0.0	0.0	-
14:40	0.0	0.0	14:40	0.0	0.0	-
14:41	0.0	0.0	14:41	0.0	0.0	-
14:42	0.0	0.0	14:42	0.0	0.0	-
14:43	0.0	0.0	14:43	0.0	0.0	-
14:44	0.0	0.0	14:44	0.0	0.0	-
14:45	0.0	0.0	14:45	0.0	0.0	-
14:46	0.0	0.0	14:46	0.0	0.0	-
14:47	0.0	0.0	14:47	0.0	0.0	-
14:48	0.0	0.0	14:48	0.0	0.0	-
14:49	0.0	0.0	14:49	0.0	0.0	-
14:50	0.0	0.0	14:50	0.0	0.0	-
14:51	0.0	0.0	14:51	0.0	0.0	-
14:52	0.0	0.0	14:52	0.0	0.0	-
14:53	0.0	0.0	14:53	0.0	0.0	-
14:54	0.0	0.0	14:54	0.0	0.0	-
14:55	0.0	0.0	14:55	0.0	0.0	-
14:56	0.0	0.0	14:56	0.0	0.0	-
14:57	0.0	0.0	14:57	0.0	0.0	-

Grand Union Bowling Alley Site
BCP #360222
150 Westchester Avenue, Port Chester
February 4, 2025

PID DATA						
Upwind			Downwind			
Time	Concentration (ppm)	15-Min Avg Concentration (ppm)	Time	Concentration (ppm)	15-Min Avg Concentration (ppm)	Exceeds VOC Alarm Limit
14:58	0.0	0.0	14:58	0.0	0.0	-
14:59	0.0	0.0	14:59	0.0	0.0	-
15:00	0.0	0.0	15:00	0.0	0.0	-
15:01	0.0	0.0	15:01	0.0	0.0	-
15:02	0.0	0.0	15:02	0.0	0.0	-
15:03	0.0	0.0	15:03	0.0	0.0	-
15:04	0.0	0.0	15:04	0.0	0.0	-
15:05	0.0	0.0	15:05	0.0	0.0	-
15:06	0.0	0.0	15:06	0.0	0.0	-
15:07	0.0	0.0	15:07	0.0	0.0	-
15:08	0.0	0.0	15:08	0.0	0.0	-
15:09	0.0	0.0	15:09	0.0	0.0	-
15:10	0.0	0.0	15:10	0.0	0.0	-
15:11	0.0	0.0	15:11	0.0	0.0	-
15:12	0.0	0.0	15:12	0.0	0.0	-
15:13	0.0	0.0	15:13	0.0	0.0	-
15:14	0.0	0.0	15:14	0.0	0.0	-
15:15	0.0	0.0	15:15	0.0	0.0	-
15:16	0.0	0.0	15:16	0.0	0.0	-
15:17	0.0	0.0	15:17	0.0	0.0	-
15:18	0.0	0.0	15:18	0.0	0.0	-
15:19	0.0	0.0	15:19	0.0	0.0	-
15:20	0.0	0.0	15:20	0.0	0.0	-
15:21	0.0	0.0	15:21	0.0	0.0	-
15:22	0.0	0.0	15:22	0.0	0.0	-
15:23	0.0	0.0	15:23	0.0	0.0	-
15:24	0.0	0.0	15:24	0.0	0.0	-
15:25	0.0	0.0	15:25	0.0	0.0	-
15:26	0.0	0.0	15:26	0.0	0.0	-
15:27	0.0	0.0	15:27	0.0	0.0	-
15:28	0.0	0.0	15:28	0.0	0.0	-
15:29	0.0	0.0	15:29	0.0	0.0	-
15:30	0.0	0.0	15:30	0.0	0.0	-
15:31	0.0	0.0	15:31	0.0	0.0	-
15:32	0.0	0.0	15:32	0.0	0.0	-
15:33	0.0	0.0	15:33	0.0	0.0	-
15:34	0.0	0.0	15:34	0.0	0.0	-
15:35	0.0	0.0	15:35	0.0	0.0	-
15:36	0.0	0.0	15:36	0.0	0.0	-
15:37	0.0	0.0	15:37	0.0	0.0	-
15:38	0.0	0.0	15:38	0.0	0.0	-
15:39	0.0	0.0	15:39	0.0	0.0	-
15:40	0.0	0.0	15:40	0.0	0.0	-
15:41	0.0	0.0	15:41	0.0	0.0	-
15:42	0.0	0.0	15:42	0.0	0.0	-
15:43	0.0	0.0	15:43	0.0	0.0	-
15:44	0.0	0.0	15:44	0.0	0.0	-
15:45	0.0	0.0	15:45	0.0	0.0	-

Grand Union Bowling Alley Site
BCP #360222
150 Westchester Avenue, Port Chester
February 4, 2025

PID DATA						
Upwind			Downwind			
Time	Concentration (ppm)	15-Min Avg Concentration (ppm)	Time	Concentration (ppm)	15-Min Avg Concentration (ppm)	Exceeds VOC Alarm Limit
15:46	0.0	0.0	15:46	0.0	0.0	-
15:47	0.0	0.0	15:47	0.0	0.0	-
15:48	0.0	0.0	15:48	0.0	0.0	-
15:49	0.0	0.0	15:49	0.0	0.0	-
15:50	0.0	0.0	15:50	0.0	0.0	-
15:51	0.0	0.0	15:51	0.0	0.0	-
15:52	0.0	0.0	15:52	0.0	0.0	-

SESI CONSULTING ENGINEERS

959 US-46 Floor 3, Suite 300 - Parsippany-Troy Hills, NJ

DAILY AIR MONITORING REPORT
150 Westchester Avenue
Port Chester, New York

02/05/2025

Rev. No. 0	Page 1 of 2
Project Number: 11895A	
Dust Action Level	150 µg/m^3
VOC Action Level	5 ppm

Weather Data Range for Work Day		Wind Direction	NNW	Relative Humidity (%)	38.0 - 58.0	Daily Rain Total (in)	0.00	Readings in the summary table and graphs below are the reported downwind concentrations.
Temperature (°F)	28.0 - 35.0	Wind Speed (MPH)	3.2 - 5.4	Barometer (inHg)	30.40 - 30.40	Avg. Dew Point Temp (°F)	14.0	

Station Location	Daily Avg. Dust Concentration (µg/m^3)	Max 15-Min Dust Concentration (µg/m^3)	Time of Max Dust Reading	Daily Avg. VOC Concentration (ppm)	Max 15-Min VOC Concentration (ppm)	Time of Max VOC Reading
Upwind	44.0	97.9	12:20	0.0	0.0	10:10
Downwind	26.1	63.9	10:54	0.0	0.0	10:08

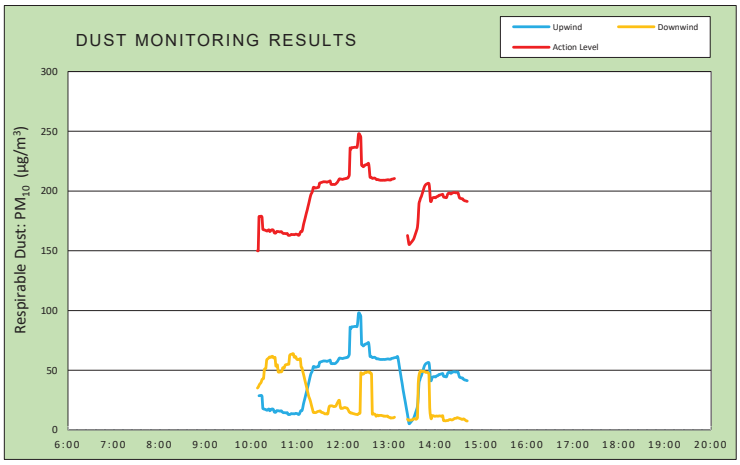

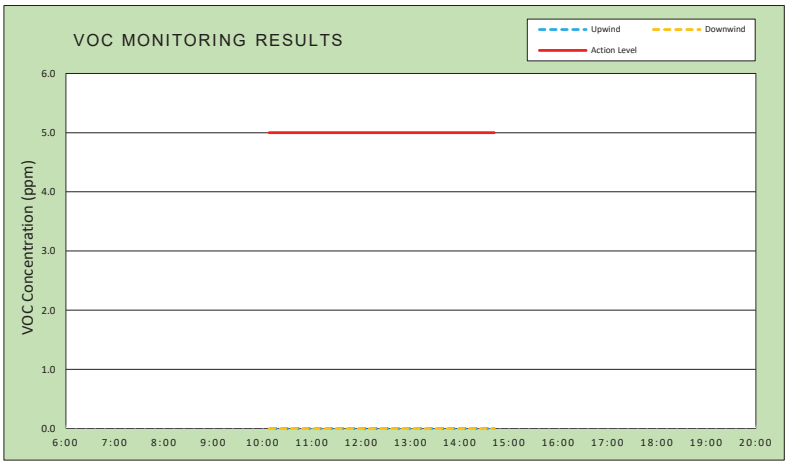

Air Monitoring Notes:

Weather Notes:

EMILCOTT
A Triumvirate Environmental Company

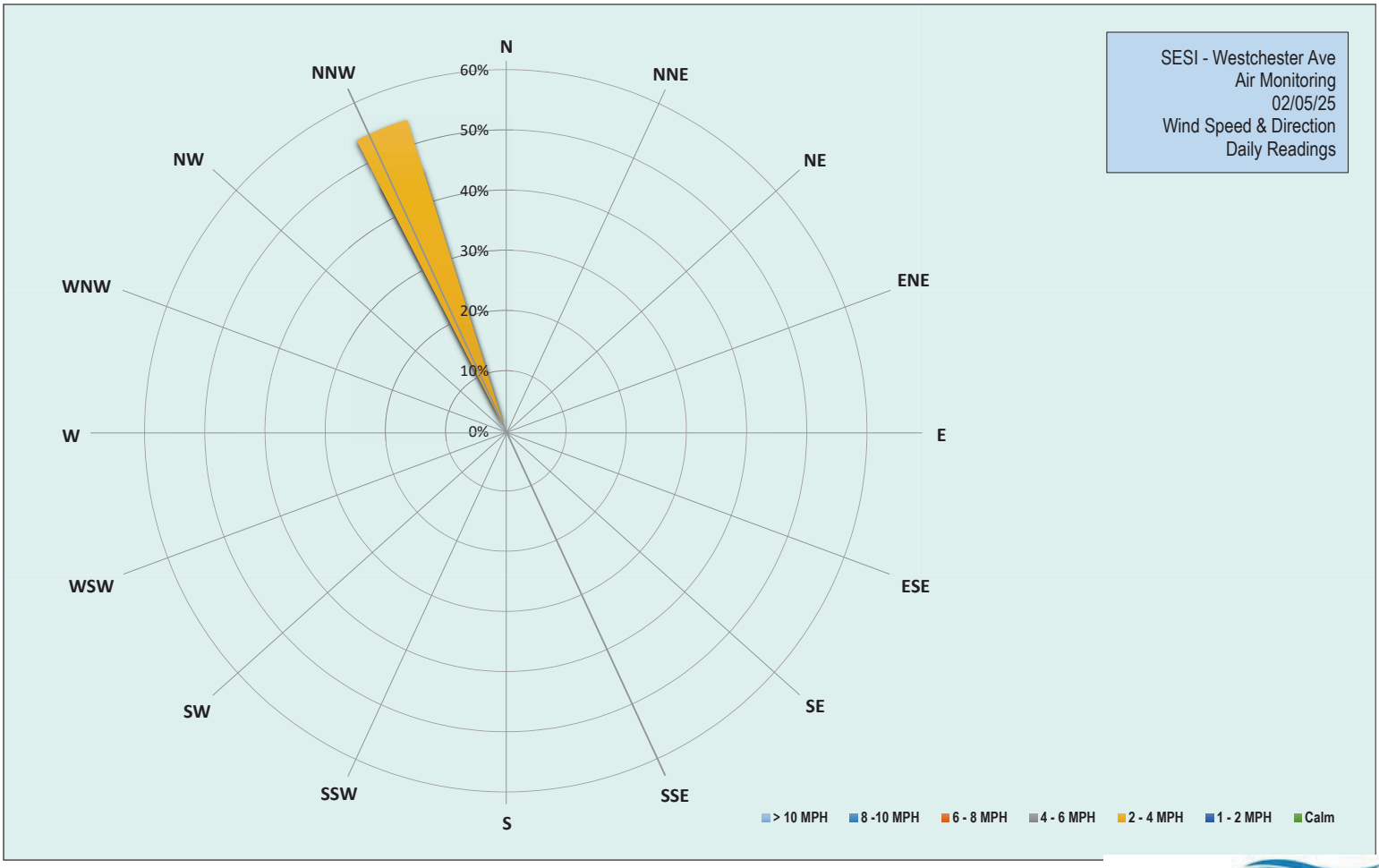

EMILCOTT
A Triumvirate Environmental Company

Grand Union Bowling Alley Site
BCP #360222
150 Westchester Avenue, Port Chester
February 5, 2025

Wednesday, February 5, 2025						
Number of Instances Where Downwind Particulates Exceeds Upwind Particulate + 150 =						0
Number of Comparable Data Points =						257
Start Time:						9:53
End Time:						14:42
PARTICULATE DATA						
Upwind			Downwind			Exceeds Particulate Alarm Limit
Time	Concentration (ug/m^3)	15-Min Avg Concentration (ug/m^3)	Time	Concentration (ug/m^3)	15-Min Avg Concentration (ug/m^3)	
9:53	-	-	9:53	28.5	-	-
9:54	-	-	9:54	28.8	-	-
9:55	13.0	-	9:55	30.8	-	-
9:56	10.3	-	9:56	29.8	-	-
9:57	10.0	-	9:57	30.0	-	-
9:58	9.3	-	9:58	32.3	-	-
9:59	35.0	-	9:59	32.3	-	-
10:00	197.5	-	10:00	39.5	-	-
10:01	22.3	-	10:01	41.3	-	-
10:02	17.0	-	10:02	42.5	-	-
10:03	10.8	-	10:03	33.3	-	-
10:04	18.3	-	10:04	34.8	-	-
10:05	17.5	-	10:05	36.5	-	-
10:06	11.8	-	10:06	37.5	-	-
10:07	10.3	-	10:07	39.5	-	-
10:08	10.0	-	10:08	38.0	35.1	-
10:09	32.8	-	10:09	40.0	35.9	-
10:10	17.0	28.6	10:10	51.0	37.2	-
10:11	12.0	28.8	10:11	48.0	38.4	-
10:12	10.5	28.8	10:12	40.0	39.1	-
10:13	11.8	29.0	10:13	49.0	40.2	-
10:14	22.5	28.1	10:14	63.0	42.3	-
10:15	45.3	18.0	10:15	46.3	42.7	-
10:16	18.0	17.7	10:16	48.0	43.2	-
10:17	12.3	17.4	10:17	155.3	50.7	-
10:18	8.8	17.2	10:18	41.0	51.2	-
10:19	14.0	17.0	10:19	42.8	51.7	-
10:20	12.0	16.6	10:20	137.0	58.4	-
10:21	11.8	16.6	10:21	51.3	59.3	-
10:22	20.0	17.2	10:22	47.5	59.9	-
10:23	14.3	17.5	10:23	47.8	60.5	-
10:24	11.3	16.1	10:24	50.0	61.2	-
10:25	23.0	16.5	10:25	46.0	60.9	-
10:26	24.0	17.3	10:26	49.0	60.9	-
10:27	14.3	17.5	10:27	51.0	61.7	-
10:28	11.8	17.5	10:28	46.8	61.5	-
10:29	11.8	16.8	10:29	45.0	60.3	-
10:30	17.3	15.0	10:30	51.8	60.7	-
10:31	17.8	14.9	10:31	49.0	60.7	-
10:32	10.3	14.8	10:32	45.8	53.4	-
10:33	28.8	16.1	10:33	47.5	53.9	-

Grand Union Bowling Alley Site
BCP #360222
150 Westchester Avenue, Port Chester
February 5, 2025

PARTICULATE DATA						
Upwind			Downwind			Exceeds Particulate Alarm Limit
Time	Concentration (ug/m^3)	15-Min Avg Concentration (ug/m^3)	Time	Concentration (ug/m^3)	15-Min Avg Concentration (ug/m^3)	
10:34	13.3	16.1	10:34	53.0	54.6	-
10:35	12.0	16.1	10:35	49.0	48.7	-
10:36	10.3	16.0	10:36	46.5	48.4	-
10:37	17.3	15.8	10:37	49.5	48.5	-
10:38	14.5	15.8	10:38	50.0	48.7	-
10:39	15.3	16.1	10:39	49.5	48.6	-
10:40	13.8	15.5	10:40	53.5	49.1	-
10:41	13.5	14.8	10:41	93.8	52.1	-
10:42	9.3	14.4	10:42	48.0	51.9	-
10:43	12.5	14.5	10:43	46.8	51.9	-
10:44	11.0	14.4	10:44	76.3	54.0	-
10:45	15.5	14.3	10:45	60.8	54.6	-
10:46	17.3	14.3	10:46	51.3	54.7	-
10:47	13.0	14.5	10:47	48.0	54.9	-
10:48	8.5	13.1	10:48	50.8	55.1	-
10:49	9.8	12.9	10:49	51.5	55.0	-
10:50	13.0	13.0	10:50	156.8	62.2	-
10:51	13.0	13.1	10:51	60.0	63.1	-
10:52	25.0	13.7	10:52	53.0	63.3	-
10:53	14.0	13.6	10:53	52.3	63.5	-
10:54	14.0	13.5	10:54	55.3	63.9	-
10:55	14.8	13.6	10:55	51.3	63.7	-
10:56	11.3	13.5	10:56	51.0	60.9	-
10:57	12.0	13.6	10:57	49.5	61.0	-
10:58	16.5	13.9	10:58	52.5	61.3	-
10:59	9.0	13.8	10:59	49.5	59.6	-
11:00	13.8	13.7	11:00	51.8	59.0	-
11:01	9.8	13.2	11:01	49.5	58.8	-
11:02	9.8	12.9	11:02	52.0	59.1	-
11:03	19.8	13.7	11:03	54.3	59.3	-
11:04	35.5	15.4	11:04	57.0	59.7	-
11:05	25.8	16.3	11:05	52.8	52.8	-
11:06	10.8	16.1	11:06	52.0	52.2	-
11:07	54.0	18.0	11:07	12.0	49.5	-
11:08	64.8	21.4	11:08	14.8	47.0	-
11:09	54.0	24.1	11:09	15.0	44.3	-
11:10	51.8	26.6	11:10	9.3	41.5	-
11:11	51.0	29.2	11:11	11.0	38.9	-
11:12	51.0	31.8	11:12	10.5	36.3	-
11:13	51.8	34.2	11:13	9.3	33.4	-
11:14	50.8	36.9	11:14	10.8	30.8	-
11:15	52.5	39.5	11:15	10.8	28.1	-
11:16	52.0	42.3	11:16	24.8	26.4	-
11:17	51.3	45.1	11:17	22.8	24.5	-
11:18	53.0	47.3	11:18	17.0	22.0	-
11:19	52.5	48.5	11:19	18.5	19.4	-
11:20	52.8	50.3	11:20	17.0	17.0	-
11:21	53.5	53.1	11:21	16.3	14.6	-

Grand Union Bowling Alley Site
BCP #360222
150 Westchester Avenue, Port Chester
February 5, 2025

PARTICULATE DATA						
Upwind			Downwind			Exceeds Particulate Alarm Limit
Time	Concentration (ug/m^3)	15-Min Avg Concentration (ug/m^3)	Time	Concentration (ug/m^3)	15-Min Avg Concentration (ug/m^3)	
11:22	53.5	53.1	11:22	11.8	14.6	-
11:23	56.0	52.5	11:23	12.8	14.5	-
11:24	56.0	52.6	11:24	16.0	14.6	-
11:25	51.5	52.6	11:25	12.3	14.8	-
11:26	54.8	52.9	11:26	18.3	15.2	-
11:27	54.0	53.1	11:27	14.3	15.5	-
11:28	53.3	53.2	11:28	11.5	15.6	-
11:29	100.8	56.5	11:29	13.5	15.8	-
11:30	57.3	56.8	11:30	12.5	15.9	-
11:31	56.0	57.1	11:31	12.3	15.1	-
11:32	54.3	57.3	11:32	15.5	14.6	-
11:33	56.3	57.5	11:33	17.3	14.6	-
11:34	55.8	57.7	11:34	13.0	14.3	-
11:35	54.3	57.8	11:35	12.5	14.0	-
11:36	51.8	57.7	11:36	9.0	13.5	-
11:37	54.0	57.7	11:37	12.0	13.5	-
11:38	53.5	57.6	11:38	14.0	13.6	-
11:39	53.3	57.4	11:39	12.0	13.3	-
11:40	57.3	57.8	11:40	17.5	13.7	-
11:41	56.3	57.9	11:41	78.8	17.7	-
11:42	59.0	58.2	11:42	46.8	19.9	-
11:43	57.5	58.5	11:43	15.3	20.1	-
11:44	59.3	55.7	11:44	14.8	20.2	-
11:45	55.3	55.6	11:45	12.3	20.2	-
11:46	54.3	55.5	11:46	10.5	20.1	-
11:47	56.8	55.6	11:47	10.3	19.7	-
11:48	54.3	55.5	11:48	14.5	19.5	-
11:49	56.8	55.6	11:49	16.3	19.8	-
11:50	58.0	55.8	11:50	13.0	19.8	-
11:51	61.5	56.5	11:51	23.8	20.8	-
11:52	63.0	57.1	11:52	33.8	22.2	-
11:53	67.5	58.0	11:53	31.0	23.4	-
11:54	70.3	59.1	11:54	30.3	24.6	-
11:55	72.8	60.2	11:55	21.0	24.8	-
11:56	56.0	60.1	11:56	8.8	20.1	-
11:57	56.8	60.0	11:57	14.5	18.0	-
11:58	56.5	59.9	11:58	20.0	18.3	-
11:59	56.5	59.7	11:59	12.8	18.2	-
12:00	58.0	59.9	12:00	13.5	18.3	-
12:01	58.0	60.2	12:01	16.0	18.6	-
12:02	57.8	60.2	12:02	12.5	18.8	-
12:03	57.8	60.5	12:03	12.8	18.7	-
12:04	56.8	60.5	12:04	12.5	18.4	-
12:05	63.8	60.9	12:05	11.0	18.3	-
12:06	61.5	60.9	12:06	11.3	17.4	-
12:07	78.8	61.9	12:07	15.3	16.2	-
12:08	91.0	63.5	12:08	11.5	14.9	-
12:09	409.8	86.1	12:09	28.3	14.8	-

Grand Union Bowling Alley Site
BCP #360222
150 Westchester Avenue, Port Chester
February 5, 2025

PARTICULATE DATA						
Upwind			Downwind			Exceeds Particulate Alarm Limit
Time	Concentration (ug/m^3)	15-Min Avg Concentration (ug/m^3)	Time	Concentration (ug/m^3)	15-Min Avg Concentration (ug/m^3)	
12:10	56.3	85.0	12:10	10.0	14.0	-
12:11	75.3	86.3	12:11	11.0	14.2	-
12:12	57.8	86.4	12:12	11.5	14.0	-
12:13	57.0	86.4	12:13	15.5	13.7	-
12:14	58.5	86.5	12:14	11.0	13.6	-
12:15	60.0	86.7	12:15	10.5	13.4	-
12:16	58.3	86.7	12:16	13.0	13.2	-
12:17	56.8	86.6	12:17	11.3	13.1	-
12:18	55.5	86.5	12:18	10.8	13.0	-
12:19	117.5	90.5	12:19	11.0	12.9	-
12:20	174.8	97.9	12:20	23.3	13.7	-
12:21	61.5	97.9	12:21	11.3	13.7	-
12:22	58.3	96.5	12:22	24.8	14.3	-
12:23	69.3	95.1	12:23	516.8	48.0	-
12:24	57.0	71.6	12:24	9.5	46.7	-
12:25	56.8	71.6	12:25	11.8	46.9	-
12:26	56.5	70.4	12:26	9.3	46.7	-
12:27	62.8	70.7	12:27	16.8	47.1	-
12:28	67.5	71.4	12:28	28.8	48.0	-
12:29	67.3	72.0	12:29	12.0	48.0	-
12:30	59.0	71.9	12:30	9.8	48.0	-
12:31	65.3	72.4	12:31	20.0	48.5	-
12:32	62.3	72.7	12:32	11.8	48.5	-
12:33	63.0	73.2	12:33	11.5	48.5	-
12:34	58.3	69.3	12:34	11.0	48.5	-
12:35	58.8	61.6	12:35	9.5	47.6	-
12:36	58.3	61.3	12:36	13.0	47.7	-
12:37	57.5	61.3	12:37	10.0	46.8	-
12:38	58.3	60.6	12:38	14.0	13.2	-
12:39	58.8	60.7	12:39	9.0	13.2	-
12:40	59.0	60.8	12:40	14.3	13.4	-
12:41	56.8	60.8	12:41	8.0	13.3	-
12:42	57.5	60.5	12:42	9.3	12.8	-
12:43	58.0	59.9	12:43	8.3	11.4	-
12:44	61.3	59.5	12:44	23.8	12.2	-
12:45	63.3	59.7	12:45	13.3	12.4	-
12:46	59.3	59.3	12:46	10.8	11.8	-
12:47	61.3	59.3	12:47	16.5	12.1	-
12:48	59.8	59.1	12:48	12.5	12.2	-
12:49	57.5	59.0	12:49	10.5	12.2	-
12:50	59.0	59.0	12:50	9.8	12.2	-
12:51	57.8	59.0	12:51	9.0	11.9	-
12:52	58.5	59.1	12:52	8.8	11.8	-
12:53	58.3	59.1	12:53	8.5	11.5	-
12:54	58.0	59.0	12:54	11.8	11.7	-
12:55	60.3	59.1	12:55	11.3	11.5	-
12:56	58.5	59.2	12:56	9.3	11.5	-
12:57	59.0	59.3	12:57	9.0	11.5	-

Grand Union Bowling Alley Site
BCP #360222
150 Westchester Avenue, Port Chester
February 5, 2025

PARTICULATE DATA						
Upwind			Downwind			Exceeds Particulate Alarm Limit
Time	Concentration (ug/m^3)	15-Min Avg Concentration (ug/m^3)	Time	Concentration (ug/m^3)	15-Min Avg Concentration (ug/m^3)	
12:58	60.0	59.4	12:58	10.8	11.7	-
12:59	61.3	59.4	12:59	10.8	10.8	-
13:00	60.0	59.2	13:00	10.3	10.6	-
13:01	60.8	59.3	13:01	8.3	10.5	-
13:02	59.5	59.2	13:02	8.3	9.9	-
13:03	68.5	59.8	13:03	15.0	10.1	-
13:04	60.3	60.0	13:04	11.3	10.1	-
13:05	60.5	60.1	13:05	9.5	10.1	-
13:06	61.3	60.3	13:06	12.0	10.3	-
13:07	61.3	60.5	13:07	14.7	10.7	-
13:08	59.8	60.6	13:08	-	-	-
13:09	60.3	60.7	13:09	3.0	-	-
13:10	66.8	61.2	13:10	18.5	-	-
13:11	63.5	61.5	13:11	8.0	-	-
13:12	13.5	58.5	13:12	13.5	-	-
13:13	0.0	54.5	13:13	7.8	-	-
13:14	0.0	50.4	13:14	8.0	-	-
13:15	2.0	46.5	13:15	7.3	-	-
13:16	0.8	42.5	13:16	5.8	-	-
13:17	4.8	38.9	13:17	6.5	-	-
13:18	3.3	34.5	13:18	7.3	-	-
13:19	4.5	30.8	13:19	9.8	-	-
13:20	6.5	27.2	13:20	11.0	-	-
13:21	9.0	23.7	13:21	11.0	-	-
13:22	5.3	20.0	13:22	7.0	-	-
13:23	5.5	16.4	13:23	6.5	-	-
13:24	6.5	12.8	13:24	6.3	8.9	-
13:25	8.5	8.9	13:25	6.5	8.1	-
13:26	8.0	5.2	13:26	8.0	8.1	-
13:27	19.5	5.6	13:27	15.0	8.2	-
13:28	10.8	6.3	13:28	8.0	8.3	-
13:29	12.3	7.1	13:29	7.5	8.2	-
13:30	13.5	7.9	13:30	11.3	8.5	-
13:31	14.3	8.8	13:31	9.5	8.7	-
13:32	19.8	9.8	13:32	13.0	9.2	-
13:33	28.3	11.5	13:33	11.5	9.5	-
13:34	33.8	13.4	13:34	7.3	9.3	-
13:35	35.3	15.3	13:35	5.8	8.9	-
13:36	39.0	17.3	13:36	16.3	9.3	-
13:37	44.8	20.0	13:37	22.5	10.3	-
13:38	122.0	27.7	13:38	433.3	38.8	-
13:39	184.8	39.6	13:39	108.0	45.6	-
13:40	40.3	41.7	13:40	44.5	48.1	-
13:41	42.8	44.1	13:41	28.3	49.4	-
13:42	38.5	45.3	13:42	8.3	49.0	-
13:43	42.0	47.4	13:43	8.5	49.0	-
13:44	40.5	49.3	13:44	12.8	49.4	-
13:45	47.0	51.5	13:45	7.3	49.1	-

Grand Union Bowling Alley Site
BCP #360222
150 Westchester Avenue, Port Chester
February 5, 2025

PARTICULATE DATA						
Upwind			Downwind			Exceeds Particulate Alarm Limit
Time	Concentration (ug/m^3)	15-Min Avg Concentration (ug/m^3)	Time	Concentration (ug/m^3)	15-Min Avg Concentration (ug/m^3)	
13:46	43.8	53.5	13:46	6.0	48.9	-
13:47	38.3	54.7	13:47	7.3	48.5	-
13:48	39.8	55.5	13:48	7.3	48.2	-
13:49	40.0	55.9	13:49	6.8	48.2	-
13:50	40.0	56.2	13:50	6.0	48.2	-
13:51	43.5	56.5	13:51	9.3	47.7	-
13:52	40.8	56.3	13:52	9.0	46.8	-
13:53	41.3	50.9	13:53	10.3	18.6	-
13:54	40.5	41.3	13:54	6.8	11.9	-
13:55	41.0	41.3	13:55	5.5	9.3	-
13:56	76.8	43.6	13:56	67.5	11.9	-
13:57	50.3	44.4	13:57	9.5	12.0	-
13:58	44.8	44.5	13:58	7.0	11.9	-
13:59	43.3	44.7	13:59	7.0	11.5	-
14:00	42.0	44.4	14:00	7.3	11.5	-
14:01	45.8	44.5	14:01	7.0	11.6	-
14:02	49.5	45.3	14:02	9.3	11.7	-
14:03	42.0	45.4	14:03	5.5	11.6	-
14:04	44.0	45.7	14:04	6.3	11.5	-
14:05	51.8	46.5	14:05	8.5	11.7	-
14:06	42.8	46.4	14:06	10.0	11.8	-
14:07	45.0	46.7	14:07	7.5	11.7	-
14:08	43.8	46.9	14:08	8.8	11.6	-
14:09	42.5	47.0	14:09	10.0	11.8	-
14:10	44.8	47.3	14:10	7.8	11.9	-
14:11	43.8	45.1	14:11	6.3	7.8	-
14:12	46.0	44.8	14:12	9.3	7.8	-
14:13	42.5	44.6	14:13	5.0	7.7	-
14:14	41.8	44.5	14:14	6.5	7.7	-
14:15	41.8	44.5	14:15	10.8	7.9	-
14:16	77.3	46.6	14:16	7.5	7.9	-
14:17	68.3	47.9	14:17	9.8	8.0	-
14:18	47.5	48.2	14:18	12.5	8.4	-
14:19	44.8	48.3	14:19	9.5	8.6	-
14:20	43.5	47.7	14:20	10.3	8.8	-
14:21	40.3	47.6	14:21	6.0	8.5	-
14:22	54.8	48.2	14:22	6.0	8.4	-
14:23	46.8	48.4	14:23	12.0	8.6	-
14:24	47.3	48.7	14:24	15.3	9.0	-
14:25	43.8	48.7	14:25	15.3	9.5	-
14:26	44.8	48.7	14:26	10.8	9.8	-
14:27	42.3	48.5	14:27	9.0	9.7	-
14:28	42.8	48.5	14:28	8.3	10.0	-
14:29	43.0	48.6	14:29	12.5	10.4	-
14:30	40.5	48.5	14:30	7.0	10.1	-
14:31	40.5	46.0	14:31	5.0	9.9	-
14:32	39.8	44.1	14:32	5.5	9.7	-
14:33	45.5	44.0	14:33	9.5	9.5	-

Grand Union Bowling Alley Site
BCP #360222
150 Westchester Avenue, Port Chester
February 5, 2025

PARTICULATE DATA						
Upwind			Downwind			Exceeds Particulate Alarm Limit
Time	Concentration (ug/m^3)	15-Min Avg Concentration (ug/m^3)	Time	Concentration (ug/m^3)	15-Min Avg Concentration (ug/m^3)	
14:34	40.0	43.7	14:34	5.8	9.2	-
14:35	40.0	43.5	14:35	5.0	8.9	-
14:36	41.5	43.5	14:36	7.3	8.9	-
14:37	39.8	42.5	14:37	11.0	9.3	-
14:38	40.3	42.1	14:38	7.8	9.0	-
14:39	42.5	41.8	14:39	8.0	8.5	-
14:40	43.0	41.7	14:40	7.5	8.0	-
14:41	40.0	41.4	14:41	5.0	7.6	-
14:42	40.8	41.3	14:42	7.3	7.5	-

Grand Union Bowling Alley Site
BCP #360222
150 Westchester Avenue, Port Chester
February 5, 2025

Wednesday, February 5, 2025						
Number of Instances Where Downwind VOCs Exceeds Upwind VOCs + 5 =						0
Number of Comparable Data Points =						273
Start Time:						9:53
End Time:						14:42
PID DATA						
Upwind			Downwind			
Time	Concentration (ppm)	15-Min Avg Concentration (ppm)	Time	Concentration (ppm)	15-Min Avg Concentration (ppm)	Exceeds VOC Alarm Limit
9:53	-	-	9:53	0.0	-	-
9:54	-	-	9:54	0.0	-	-
9:55	0.0	-	9:55	0.0	-	-
9:56	0.0	-	9:56	0.0	-	-
9:57	0.0	-	9:57	0.0	-	-
9:58	0.0	-	9:58	0.0	-	-
9:59	0.0	-	9:59	0.0	-	-
10:00	0.0	-	10:00	0.0	-	-
10:01	0.0	-	10:01	0.0	-	-
10:02	0.0	-	10:02	0.0	-	-
10:03	0.0	-	10:03	0.0	-	-
10:04	0.0	-	10:04	0.0	-	-
10:05	0.0	-	10:05	0.0	-	-
10:06	0.0	-	10:06	0.0	-	-
10:07	0.0	-	10:07	0.0	-	-
10:08	0.0	-	10:08	0.0	0.0	-
10:09	0.0	-	10:09	0.0	0.0	-
10:10	0.0	0.0	10:10	0.0	0.0	-
10:11	0.0	0.0	10:11	0.0	0.0	-
10:12	0.0	0.0	10:12	0.0	0.0	-
10:13	0.0	0.0	10:13	0.0	0.0	-
10:14	0.0	0.0	10:14	0.0	0.0	-
10:15	0.0	0.0	10:15	0.0	0.0	-
10:16	0.0	0.0	10:16	0.0	0.0	-
10:17	0.0	0.0	10:17	0.0	0.0	-
10:18	0.0	0.0	10:18	0.0	0.0	-
10:19	0.0	0.0	10:19	0.0	0.0	-
10:20	0.0	0.0	10:20	0.0	0.0	-
10:21	0.0	0.0	10:21	0.0	0.0	-
10:22	0.0	0.0	10:22	0.0	0.0	-
10:23	0.0	0.0	10:23	0.0	0.0	-
10:24	0.0	0.0	10:24	0.0	0.0	-
10:25	0.0	0.0	10:25	0.0	0.0	-
10:26	0.0	0.0	10:26	0.0	0.0	-
10:27	0.0	0.0	10:27	0.0	0.0	-
10:28	0.0	0.0	10:28	0.0	0.0	-
10:29	0.0	0.0	10:29	0.0	0.0	-
10:30	0.0	0.0	10:30	0.0	0.0	-
10:31	0.0	0.0	10:31	0.0	0.0	-
10:32	0.0	0.0	10:32	0.0	0.0	-
10:33	0.0	0.0	10:33	0.0	0.0	-
10:34	0.0	0.0	10:34	0.0	0.0	-

Grand Union Bowling Alley Site
BCP #360222
150 Westchester Avenue, Port Chester
February 5, 2025

PID DATA						
Upwind			Downwind			
Time	Concentration (ppm)	15-Min Avg Concentration (ppm)	Time	Concentration (ppm)	15-Min Avg Concentration (ppm)	Exceeds VOC Alarm Limit
10:35	0.0	0.0	10:35	0.0	0.0	-
10:36	0.0	0.0	10:36	0.0	0.0	-
10:37	0.0	0.0	10:37	0.0	0.0	-
10:38	0.0	0.0	10:38	0.0	0.0	-
10:39	0.0	0.0	10:39	0.0	0.0	-
10:40	0.0	0.0	10:40	0.0	0.0	-
10:41	0.0	0.0	10:41	0.0	0.0	-
10:42	0.0	0.0	10:42	0.0	0.0	-
10:43	0.0	0.0	10:43	0.0	0.0	-
10:44	0.0	0.0	10:44	0.0	0.0	-
10:45	0.0	0.0	10:45	0.0	0.0	-
10:46	0.0	0.0	10:46	0.0	0.0	-
10:47	0.0	0.0	10:47	0.0	0.0	-
10:48	0.0	0.0	10:48	0.0	0.0	-
10:49	0.0	0.0	10:49	0.0	0.0	-
10:50	0.0	0.0	10:50	0.0	0.0	-
10:51	0.0	0.0	10:51	0.0	0.0	-
10:52	0.0	0.0	10:52	0.0	0.0	-
10:53	0.0	0.0	10:53	0.0	0.0	-
10:54	0.0	0.0	10:54	0.0	0.0	-
10:55	0.0	0.0	10:55	0.0	0.0	-
10:56	0.0	0.0	10:56	0.0	0.0	-
10:57	0.0	0.0	10:57	0.0	0.0	-
10:58	0.0	0.0	10:58	0.0	0.0	-
10:59	0.0	0.0	10:59	0.0	0.0	-
11:00	0.0	0.0	11:00	0.0	0.0	-
11:01	0.0	0.0	11:01	0.0	0.0	-
11:02	0.0	0.0	11:02	0.0	0.0	-
11:03	0.0	0.0	11:03	0.0	0.0	-
11:04	0.0	0.0	11:04	0.0	0.0	-
11:05	0.0	0.0	11:05	0.0	0.0	-
11:06	0.0	0.0	11:06	0.0	0.0	-
11:07	0.0	0.0	11:07	0.0	0.0	-
11:08	0.0	0.0	11:08	0.0	0.0	-
11:09	0.0	0.0	11:09	0.0	0.0	-
11:10	0.0	0.0	11:10	0.0	0.0	-
11:11	0.0	0.0	11:11	0.0	0.0	-
11:12	0.0	0.0	11:12	0.0	0.0	-
11:13	0.0	0.0	11:13	0.0	0.0	-
11:14	0.0	0.0	11:14	0.0	0.0	-
11:15	0.0	0.0	11:15	0.0	0.0	-
11:16	0.0	0.0	11:16	0.0	0.0	-
11:17	0.0	0.0	11:17	0.0	0.0	-
11:18	0.0	0.0	11:18	0.0	0.0	-
11:19	0.0	0.0	11:19	0.0	0.0	-
11:20	0.0	0.0	11:20	0.0	0.0	-
11:21	0.0	0.0	11:21	0.0	0.0	-
11:22	0.0	0.0	11:22	0.0	0.0	-

Grand Union Bowling Alley Site
BCP #360222
150 Westchester Avenue, Port Chester
February 5, 2025

PID DATA						
Upwind			Downwind			
Time	Concentration (ppm)	15-Min Avg Concentration (ppm)	Time	Concentration (ppm)	15-Min Avg Concentration (ppm)	Exceeds VOC Alarm Limit
11:23	0.0	0.0	11:23	0.0	0.0	-
11:24	0.0	0.0	11:24	0.0	0.0	-
11:25	0.0	0.0	11:25	0.0	0.0	-
11:26	0.0	0.0	11:26	0.0	0.0	-
11:27	0.0	0.0	11:27	0.0	0.0	-
11:28	0.0	0.0	11:28	0.0	0.0	-
11:29	0.0	0.0	11:29	0.0	0.0	-
11:30	0.0	0.0	11:30	0.0	0.0	-
11:31	0.0	0.0	11:31	0.0	0.0	-
11:32	0.0	0.0	11:32	0.0	0.0	-
11:33	0.0	0.0	11:33	0.0	0.0	-
11:34	0.0	0.0	11:34	0.0	0.0	-
11:35	0.0	0.0	11:35	0.0	0.0	-
11:36	0.0	0.0	11:36	0.0	0.0	-
11:37	0.0	0.0	11:37	0.0	0.0	-
11:38	0.0	0.0	11:38	0.0	0.0	-
11:39	0.0	0.0	11:39	0.0	0.0	-
11:40	0.0	0.0	11:40	0.0	0.0	-
11:41	0.0	0.0	11:41	0.0	0.0	-
11:42	0.0	0.0	11:42	0.0	0.0	-
11:43	0.0	0.0	11:43	0.0	0.0	-
11:44	0.0	0.0	11:44	0.0	0.0	-
11:45	0.0	0.0	11:45	0.0	0.0	-
11:46	0.0	0.0	11:46	0.0	0.0	-
11:47	0.0	0.0	11:47	0.0	0.0	-
11:48	0.0	0.0	11:48	0.0	0.0	-
11:49	0.0	0.0	11:49	0.0	0.0	-
11:50	0.0	0.0	11:50	0.0	0.0	-
11:51	0.0	0.0	11:51	0.0	0.0	-
11:52	0.0	0.0	11:52	0.0	0.0	-
11:53	0.0	0.0	11:53	0.0	0.0	-
11:54	0.0	0.0	11:54	0.0	0.0	-
11:55	0.0	0.0	11:55	0.0	0.0	-
11:56	0.0	0.0	11:56	0.0	0.0	-
11:57	0.0	0.0	11:57	0.0	0.0	-
11:58	0.0	0.0	11:58	0.0	0.0	-
11:59	0.0	0.0	11:59	0.0	0.0	-
12:00	0.0	0.0	12:00	0.0	0.0	-
12:01	0.0	0.0	12:01	0.0	0.0	-
12:02	0.0	0.0	12:02	0.0	0.0	-
12:03	0.0	0.0	12:03	0.0	0.0	-
12:04	0.0	0.0	12:04	0.0	0.0	-
12:05	0.0	0.0	12:05	0.0	0.0	-
12:06	0.0	0.0	12:06	0.0	0.0	-
12:07	0.0	0.0	12:07	0.0	0.0	-
12:08	0.0	0.0	12:08	0.0	0.0	-
12:09	0.0	0.0	12:09	0.0	0.0	-
12:10	0.0	0.0	12:10	0.0	0.0	-

Grand Union Bowling Alley Site
BCP #360222
150 Westchester Avenue, Port Chester
February 5, 2025

PID DATA						
Upwind			Downwind			
Time	Concentration (ppm)	15-Min Avg Concentration (ppm)	Time	Concentration (ppm)	15-Min Avg Concentration (ppm)	Exceeds VOC Alarm Limit
12:11	0.0	0.0	12:11	0.0	0.0	-
12:12	0.0	0.0	12:12	0.0	0.0	-
12:13	0.0	0.0	12:13	0.0	0.0	-
12:14	0.0	0.0	12:14	0.0	0.0	-
12:15	0.0	0.0	12:15	0.0	0.0	-
12:16	0.0	0.0	12:16	0.0	0.0	-
12:17	0.0	0.0	12:17	0.0	0.0	-
12:18	0.0	0.0	12:18	0.0	0.0	-
12:19	0.0	0.0	12:19	0.0	0.0	-
12:20	0.0	0.0	12:20	0.0	0.0	-
12:21	0.0	0.0	12:21	0.0	0.0	-
12:22	0.0	0.0	12:22	0.0	0.0	-
12:23	0.0	0.0	12:23	0.0	0.0	-
12:24	0.0	0.0	12:24	0.0	0.0	-
12:25	0.0	0.0	12:25	0.0	0.0	-
12:26	0.0	0.0	12:26	0.0	0.0	-
12:27	0.0	0.0	12:27	0.0	0.0	-
12:28	0.0	0.0	12:28	0.0	0.0	-
12:29	0.0	0.0	12:29	0.0	0.0	-
12:30	0.0	0.0	12:30	0.0	0.0	-
12:31	0.0	0.0	12:31	0.0	0.0	-
12:32	0.0	0.0	12:32	0.0	0.0	-
12:33	0.0	0.0	12:33	0.0	0.0	-
12:34	0.0	0.0	12:34	0.0	0.0	-
12:35	0.0	0.0	12:35	0.0	0.0	-
12:36	0.0	0.0	12:36	0.0	0.0	-
12:37	0.0	0.0	12:37	0.0	0.0	-
12:38	0.0	0.0	12:38	0.0	0.0	-
12:39	0.0	0.0	12:39	0.0	0.0	-
12:40	0.0	0.0	12:40	0.0	0.0	-
12:41	0.0	0.0	12:41	0.0	0.0	-
12:42	0.0	0.0	12:42	0.0	0.0	-
12:43	0.0	0.0	12:43	0.0	0.0	-
12:44	0.0	0.0	12:44	0.0	0.0	-
12:45	0.0	0.0	12:45	0.0	0.0	-
12:46	0.0	0.0	12:46	0.0	0.0	-
12:47	0.0	0.0	12:47	0.0	0.0	-
12:48	0.0	0.0	12:48	0.0	0.0	-
12:49	0.0	0.0	12:49	0.0	0.0	-
12:50	0.0	0.0	12:50	0.0	0.0	-
12:51	0.0	0.0	12:51	0.0	0.0	-
12:52	0.0	0.0	12:52	0.0	0.0	-
12:53	0.0	0.0	12:53	0.0	0.0	-
12:54	0.0	0.0	12:54	0.0	0.0	-
12:55	0.0	0.0	12:55	0.0	0.0	-
12:56	0.0	0.0	12:56	0.0	0.0	-
12:57	0.0	0.0	12:57	0.0	0.0	-
12:58	0.0	0.0	12:58	0.0	0.0	-

Grand Union Bowling Alley Site
BCP #360222
150 Westchester Avenue, Port Chester
February 5, 2025

PID DATA						
Upwind			Downwind			
Time	Concentration (ppm)	15-Min Avg Concentration (ppm)	Time	Concentration (ppm)	15-Min Avg Concentration (ppm)	Exceeds VOC Alarm Limit
12:59	0.0	0.0	12:59	0.0	0.0	-
13:00	0.0	0.0	13:00	0.0	0.0	-
13:01	0.0	0.0	13:01	0.0	0.0	-
13:02	0.0	0.0	13:02	0.0	0.0	-
13:03	0.0	0.0	13:03	0.0	0.0	-
13:04	0.0	0.0	13:04	0.0	0.0	-
13:05	0.0	0.0	13:05	0.0	0.0	-
13:06	0.0	0.0	13:06	0.0	0.0	-
13:07	0.0	0.0	13:07	0.0	0.0	-
13:08	0.0	0.0	13:08	0.0	0.0	-
13:09	0.0	0.0	13:09	0.0	0.0	-
13:10	0.0	0.0	13:10	0.0	0.0	-
13:11	0.0	0.0	13:11	0.0	0.0	-
13:12	0.0	0.0	13:12	0.0	0.0	-
13:13	0.0	0.0	13:13	0.0	0.0	-
13:14	0.0	0.0	13:14	0.0	0.0	-
13:15	0.0	0.0	13:15	0.0	0.0	-
13:16	0.0	0.0	13:16	0.0	0.0	-
13:17	0.0	0.0	13:17	0.0	0.0	-
13:18	0.0	0.0	13:18	0.0	0.0	-
13:19	0.0	0.0	13:19	0.0	0.0	-
13:20	0.0	0.0	13:20	0.0	0.0	-
13:21	0.0	0.0	13:21	0.0	0.0	-
13:22	0.0	0.0	13:22	0.0	0.0	-
13:23	0.0	0.0	13:23	0.0	0.0	-
13:24	0.0	0.0	13:24	0.0	0.0	-
13:25	0.0	0.0	13:25	0.0	0.0	-
13:26	0.0	0.0	13:26	0.0	0.0	-
13:27	0.0	0.0	13:27	0.0	0.0	-
13:28	0.0	0.0	13:28	0.0	0.0	-
13:29	0.0	0.0	13:29	0.0	0.0	-
13:30	0.0	0.0	13:30	0.0	0.0	-
13:31	0.0	0.0	13:31	0.0	0.0	-
13:32	0.0	0.0	13:32	0.0	0.0	-
13:33	0.0	0.0	13:33	0.0	0.0	-
13:34	0.0	0.0	13:34	0.0	0.0	-
13:35	0.0	0.0	13:35	0.0	0.0	-
13:36	0.0	0.0	13:36	0.0	0.0	-
13:37	0.0	0.0	13:37	0.0	0.0	-
13:38	0.0	0.0	13:38	0.0	0.0	-
13:39	0.0	0.0	13:39	0.0	0.0	-
13:40	0.0	0.0	13:40	0.0	0.0	-
13:41	0.0	0.0	13:41	0.0	0.0	-
13:42	0.0	0.0	13:42	0.0	0.0	-
13:43	0.0	0.0	13:43	0.0	0.0	-
13:44	0.0	0.0	13:44	0.0	0.0	-
13:45	0.0	0.0	13:45	0.0	0.0	-
13:46	0.0	0.0	13:46	0.0	0.0	-

Grand Union Bowling Alley Site
BCP #360222
150 Westchester Avenue, Port Chester
February 5, 2025

PID DATA						
Upwind			Downwind			
Time	Concentration (ppm)	15-Min Avg Concentration (ppm)	Time	Concentration (ppm)	15-Min Avg Concentration (ppm)	Exceeds VOC Alarm Limit
13:47	0.0	0.0	13:47	0.0	0.0	-
13:48	0.0	0.0	13:48	0.0	0.0	-
13:49	0.0	0.0	13:49	0.0	0.0	-
13:50	0.0	0.0	13:50	0.0	0.0	-
13:51	0.0	0.0	13:51	0.0	0.0	-
13:52	0.0	0.0	13:52	0.0	0.0	-
13:53	0.0	0.0	13:53	0.0	0.0	-
13:54	0.0	0.0	13:54	0.0	0.0	-
13:55	0.0	0.0	13:55	0.0	0.0	-
13:56	0.0	0.0	13:56	0.0	0.0	-
13:57	0.0	0.0	13:57	0.0	0.0	-
13:58	0.0	0.0	13:58	0.0	0.0	-
13:59	0.0	0.0	13:59	0.0	0.0	-
14:00	0.0	0.0	14:00	0.0	0.0	-
14:01	0.0	0.0	14:01	0.0	0.0	-
14:02	0.0	0.0	14:02	0.0	0.0	-
14:03	0.0	0.0	14:03	0.0	0.0	-
14:04	0.0	0.0	14:04	0.0	0.0	-
14:05	0.0	0.0	14:05	0.0	0.0	-
14:06	0.0	0.0	14:06	0.0	0.0	-
14:07	0.0	0.0	14:07	0.0	0.0	-
14:08	0.0	0.0	14:08	0.0	0.0	-
14:09	0.0	0.0	14:09	0.0	0.0	-
14:10	0.0	0.0	14:10	0.0	0.0	-
14:11	0.0	0.0	14:11	0.0	0.0	-
14:12	0.0	0.0	14:12	0.0	0.0	-
14:13	0.0	0.0	14:13	0.0	0.0	-
14:14	0.0	0.0	14:14	0.0	0.0	-
14:15	0.0	0.0	14:15	0.0	0.0	-
14:16	0.0	0.0	14:16	0.0	0.0	-
14:17	0.0	0.0	14:17	0.0	0.0	-
14:18	0.0	0.0	14:18	0.0	0.0	-
14:19	0.0	0.0	14:19	0.0	0.0	-
14:20	0.0	0.0	14:20	0.0	0.0	-
14:21	0.0	0.0	14:21	0.0	0.0	-
14:22	0.0	0.0	14:22	0.0	0.0	-
14:23	0.0	0.0	14:23	0.0	0.0	-
14:24	0.0	0.0	14:24	0.0	0.0	-
14:25	0.0	0.0	14:25	0.0	0.0	-
14:26	0.0	0.0	14:26	0.0	0.0	-
14:27	0.0	0.0	14:27	0.0	0.0	-
14:28	0.0	0.0	14:28	0.0	0.0	-
14:29	0.0	0.0	14:29	0.0	0.0	-
14:30	0.0	0.0	14:30	0.0	0.0	-
14:31	0.0	0.0	14:31	0.0	0.0	-
14:32	0.0	0.0	14:32	0.0	0.0	-
14:33	0.0	0.0	14:33	0.0	0.0	-
14:34	0.0	0.0	14:34	0.0	0.0	-

Grand Union Bowling Alley Site
BCP #360222
150 Westchester Avenue, Port Chester
February 5, 2025

PID DATA						
Upwind			Downwind			
Time	Concentration (ppm)	15-Min Avg Concentration (ppm)	Time	Concentration (ppm)	15-Min Avg Concentration (ppm)	Exceeds VOC Alarm Limit
14:35	0.0	0.0	14:35	0.0	0.0	-
14:36	0.0	0.0	14:36	0.0	0.0	-
14:37	0.0	0.0	14:37	0.0	0.0	-
14:38	0.0	0.0	14:38	0.0	0.0	-
14:39	0.0	0.0	14:39	0.0	0.0	-
14:40	0.0	0.0	14:40	0.0	0.0	-
14:41	0.0	0.0	14:41	0.0	0.0	-
14:42	0.0	0.0	14:42	0.0	0.0	-

SESI CONSULTING ENGINEERS

959 US-46 Floor 3, Suite 300 - Parsippany-Troy Hills, NJ

DAILY AIR MONITORING REPORT
150 Westchester Avenue
Port Chester, New York

02/07/2025

Rev. No. 0 | Page 1 of 2

Project Number: 11895A

Dust Action Level: 150 µg/m^3

VOC Action Level: 5 ppm

Weather Data Range for Work Day		Wind Direction	WNW	Relative Humidity (%)	40.0 - 69.0	Daily Rain Total (in)	0.02	Readings in the summary table and graphs below are the reported downwind concentrations.
Temperature (°F)	37.0 - 42.0	Wind Speed (MPH)	4.8 - 14.0	Barometer (inHg)	29.70 - 29.90	Avg. Dew Point Temp (°F)	23.5	

Station Location	Daily Avg. Dust Concentration (µg/m^3)	Max 15-Min Dust Concentration (µg/m^3)	Time of Max Dust Reading	Daily Avg. VOC Concentration (ppm)	Max 15-Min VOC Concentration (ppm)	Time of Max VOC Reading
Upwind	42.6	49.7	9:01	0.0	0.0	8:01
Downwind	15.1	41.4	8:09	0.0	0.0	8:01

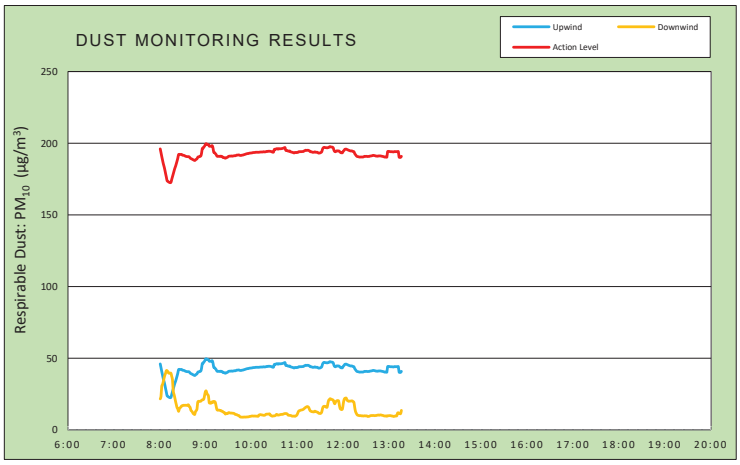

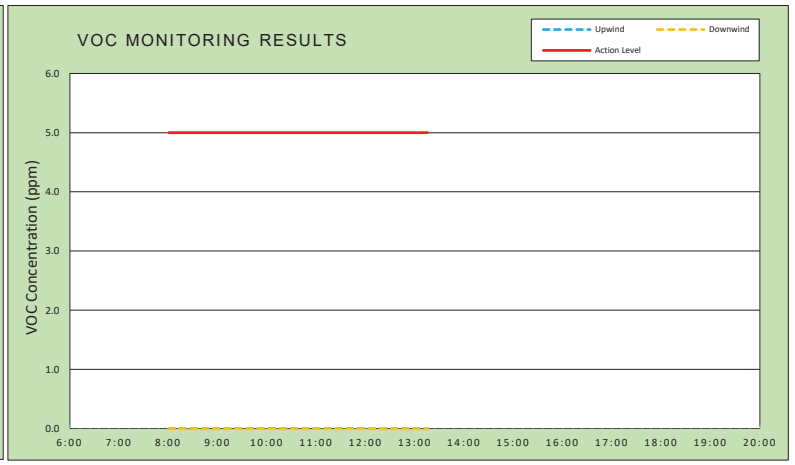

Air Monitoring Notes:

Weather Notes:

EMILCOTT
A Triumvirate Environmental Company

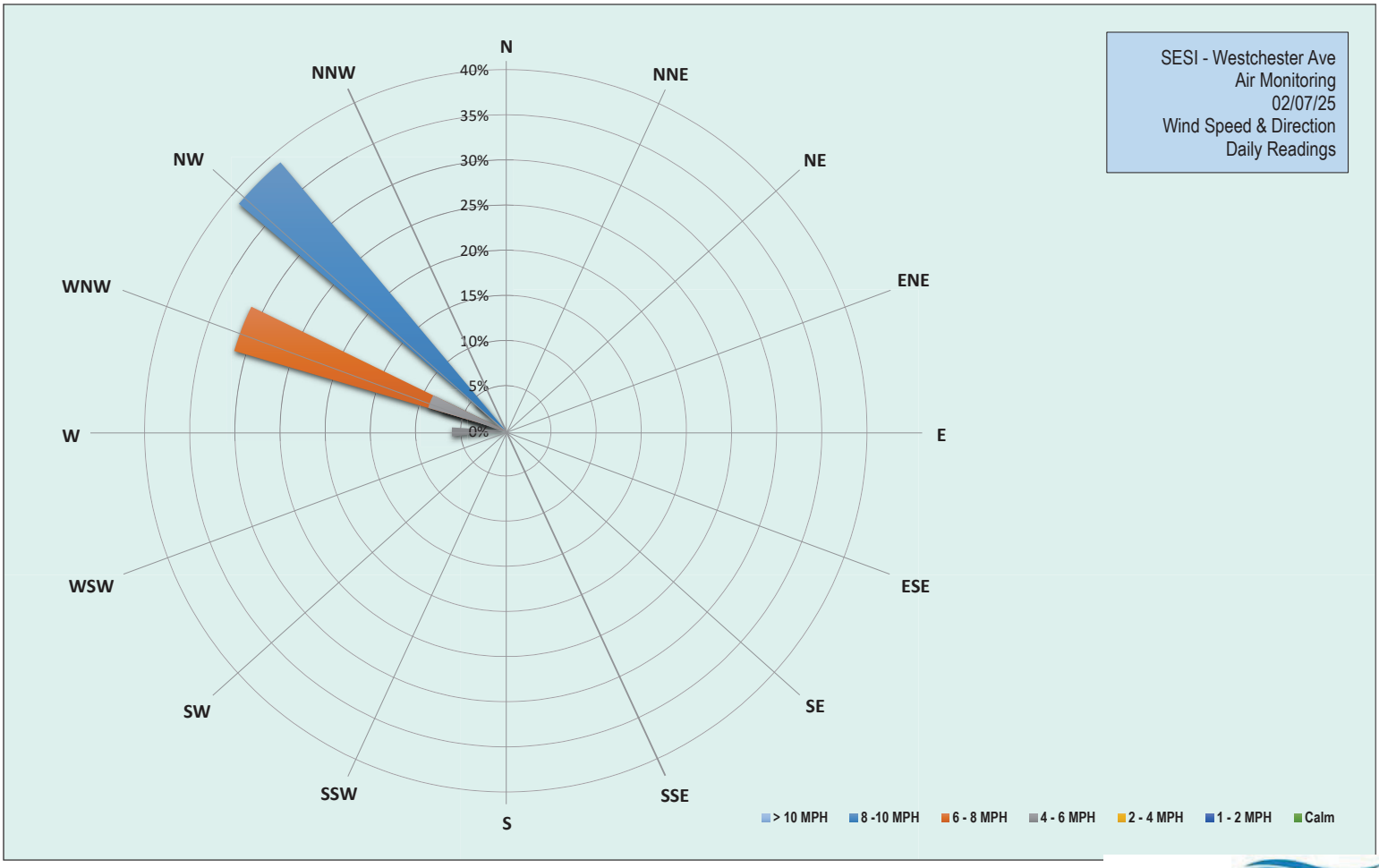

EMILCOTT
A Triumvirate Environmental Company

Grand Union Bowling Alley Site
BCP #360222
150 Westchester Avenue, Port Chester
February 7, 2025

Friday, February 7, 2025						
Number of Instances Where Downwind Particulates Exceeds Upwind Particulate + 150 =						0
Number of Comparable Data Points =						316
Start Time:						7:46
End Time:						13:16
PARTICULATE DATA						
Upwind			Downwind			Exceeds Particulate Alarm Limit
Time	Concentration (ug/m^3)	15-Min Avg Concentration (ug/m^3)	Time	Concentration (ug/m^3)	15-Min Avg Concentration (ug/m^3)	
7:46	75.3	-	7:46	75.3	-	-
7:47	51.0	-	7:47	20.0	-	-
7:48	53.0	-	7:48	20.8	-	-
7:49	50.3	-	7:49	28.5	-	-
7:50	49.0	-	7:50	14.3	-	-
7:51	47.3	-	7:51	13.8	-	-
7:52	47.5	-	7:52	13.5	-	-
7:53	50.5	-	7:53	22.3	-	-
7:54	48.5	-	7:54	15.0	-	-
7:55	49.5	-	7:55	43.5	-	-
7:56	48.3	-	7:56	22.5	-	-
7:57	49.5	-	7:57	25.8	-	-
7:58	45.5	-	7:58	12.5	-	-
7:59	45.0	-	7:59	13.8	-	-
8:00	44.3	-	8:00	13.5	-	-
8:01	12.0	46.1	8:01	45.8	21.7	-
8:02	12.3	43.5	8:02	44.8	23.3	-
8:03	12.3	40.8	8:03	129.5	30.6	-
8:04	12.8	38.3	8:04	44.8	31.7	-
8:05	12.0	35.8	8:05	44.8	33.7	-
8:06	17.3	33.8	8:06	49.8	36.1	-
8:07	13.3	31.5	8:07	44.5	38.2	-
8:08	10.8	28.9	8:08	43.3	39.6	-
8:09	11.3	26.4	8:09	42.5	41.4	-
8:10	11.3	23.8	8:10	42.3	41.3	-
8:11	42.0	23.4	8:11	11.8	40.6	-
8:12	42.5	23.0	8:12	11.3	39.6	-
8:13	41.8	22.7	8:13	12.8	39.7	-
8:14	42.0	22.5	8:14	13.3	39.6	-
8:15	47.5	22.7	8:15	13.5	39.6	-
8:16	42.3	24.7	8:16	12.0	37.4	-
8:17	41.0	26.7	8:17	10.3	35.1	-
8:18	41.0	28.6	8:18	11.0	27.2	-
8:19	42.0	30.5	8:19	10.3	24.9	-
8:20	40.5	32.4	8:20	10.5	22.6	-
8:21	39.5	33.9	8:21	10.5	20.0	-
8:22	40.5	35.7	8:22	10.5	17.7	-
8:23	39.5	37.6	8:23	10.8	15.5	-
8:24	42.0	39.7	8:24	29.5	14.7	-
8:25	48.5	42.2	8:25	16.5	13.0	-
8:26	43.3	42.3	8:26	40.8	14.9	-

Grand Union Bowling Alley Site
BCP #360222
150 Westchester Avenue, Port Chester
February 7, 2025

PARTICULATE DATA						
Upwind			Downwind			Exceeds Particulate Alarm Limit
Time	Concentration (ug/m^3)	15-Min Avg Concentration (ug/m^3)	Time	Concentration (ug/m^3)	15-Min Avg Concentration (ug/m^3)	
8:27	41.8	42.2	8:27	20.3	15.5	-
8:28	41.5	42.2	8:28	20.5	16.0	-
8:29	42.0	42.2	8:29	25.5	16.8	-
8:30	40.0	41.7	8:30	14.0	16.9	-
8:31	41.5	41.6	8:31	16.8	17.2	-
8:32	39.0	41.5	8:32	10.8	17.2	-
8:33	37.5	41.3	8:33	10.8	17.2	-
8:34	37.3	41.0	8:34	10.8	17.2	-
8:35	38.3	40.8	8:35	10.3	17.2	-
8:36	37.8	40.7	8:36	9.8	17.2	-
8:37	40.0	40.7	8:37	14.8	17.4	-
8:38	39.5	40.7	8:38	11.5	17.5	-
8:39	38.8	40.4	8:39	10.8	16.2	-
8:40	37.8	39.7	8:40	10.5	15.8	-
8:41	37.8	39.4	8:41	11.0	13.9	-
8:42	37.8	39.1	8:42	10.0	13.2	-
8:43	37.3	38.8	8:43	10.8	12.5	-
8:44	37.3	38.5	8:44	10.0	11.5	-
8:45	36.5	38.3	8:45	10.0	11.2	-
8:46	37.0	38.0	8:46	9.8	10.8	-
8:47	44.8	38.3	8:47	40.0	12.7	-
8:48	44.8	38.8	8:48	22.5	13.5	-
8:49	42.0	39.1	8:49	26.8	14.6	-
8:50	54.3	40.2	8:50	82.5	19.4	-
8:51	43.0	40.6	8:51	19.3	20.0	-
8:52	40.0	40.6	8:52	13.5	19.9	-
8:53	45.5	41.0	8:53	13.0	20.0	-
8:54	41.0	41.1	8:54	11.0	20.0	-
8:55	67.8	43.1	8:55	19.8	20.7	-
8:56	88.8	46.5	8:56	16.5	21.0	-
8:57	38.5	46.6	8:57	11.0	21.1	-
8:58	49.8	47.4	8:58	20.0	21.7	-
8:59	47.0	48.0	8:59	48.5	24.3	-
9:00	54.5	49.2	9:00	46.5	26.7	-
9:01	44.0	49.7	9:01	18.0	27.3	-
9:02	39.5	49.4	9:02	12.5	25.4	-
9:03	39.5	49.0	9:03	10.8	24.6	-
9:04	42.5	49.0	9:04	12.5	23.7	-
9:05	38.3	48.0	9:05	10.8	18.9	-
9:06	42.5	47.9	9:06	17.0	18.8	-
9:07	40.0	47.9	9:07	11.5	18.6	-
9:08	49.5	48.2	9:08	18.5	19.0	-
9:09	42.0	48.3	9:09	21.8	19.7	-
9:10	40.5	46.5	9:10	12.8	19.2	-
9:11	45.0	43.5	9:11	25.5	19.8	-
9:12	38.0	43.5	9:12	10.5	19.8	-
9:13	38.3	42.7	9:13	10.3	19.2	-
9:14	38.0	42.1	9:14	11.3	16.7	-

Grand Union Bowling Alley Site
BCP #360222
150 Westchester Avenue, Port Chester
February 7, 2025

PARTICULATE DATA						
Upwind			Downwind			Exceeds Particulate Alarm Limit
Time	Concentration (ug/m^3)	15-Min Avg Concentration (ug/m^3)	Time	Concentration (ug/m^3)	15-Min Avg Concentration (ug/m^3)	
9:15	39.0	41.1	9:15	10.8	14.3	-
9:16	40.0	40.8	9:16	10.8	13.8	-
9:17	40.3	40.9	9:17	13.0	13.8	-
9:18	40.0	40.9	9:18	10.5	13.8	-
9:19	40.3	40.8	9:19	9.8	13.6	-
9:20	42.0	41.0	9:20	10.3	13.6	-
9:21	38.8	40.8	9:21	9.3	13.1	-
9:22	39.3	40.7	9:22	11.5	13.1	-
9:23	38.8	40.0	9:23	12.3	12.7	-
9:24	42.0	40.0	9:24	15.5	12.3	-
9:25	38.8	39.9	9:25	10.5	12.1	-
9:26	39.8	39.5	9:26	10.5	11.1	-
9:27	42.3	39.8	9:27	15.0	11.4	-
9:28	41.5	40.0	9:28	10.8	11.4	-
9:29	41.8	40.3	9:29	11.3	11.4	-
9:30	46.3	40.8	9:30	19.0	12.0	-
9:31	42.8	41.0	9:31	12.0	12.1	-
9:32	41.3	41.0	9:32	10.0	11.9	-
9:33	40.0	41.0	9:33	9.3	11.8	-
9:34	42.0	41.1	9:34	10.0	11.8	-
9:35	39.8	41.0	9:35	8.8	11.7	-
9:36	40.5	41.1	9:36	8.8	11.7	-
9:37	40.5	41.2	9:37	10.0	11.6	-
9:38	41.0	41.3	9:38	8.8	11.3	-
9:39	41.0	41.3	9:39	8.0	10.8	-
9:40	41.8	41.5	9:40	9.5	10.8	-
9:41	43.8	41.7	9:41	9.0	10.7	-
9:42	42.0	41.7	9:42	9.0	10.3	-
9:43	43.0	41.8	9:43	8.8	10.1	-
9:44	41.8	41.8	9:44	8.5	10.0	-
9:45	42.3	41.6	9:45	8.3	9.2	-
9:46	42.0	41.5	9:46	8.5	9.0	-
9:47	42.0	41.6	9:47	9.3	9.0	-
9:48	42.5	41.7	9:48	9.3	9.0	-
9:49	42.8	41.8	9:49	9.3	8.9	-
9:50	42.8	42.0	9:50	10.0	9.0	-
9:51	42.8	42.1	9:51	9.3	9.0	-
9:52	43.3	42.3	9:52	9.5	9.0	-
9:53	44.0	42.5	9:53	9.0	9.0	-
9:54	43.3	42.7	9:54	9.0	9.1	-
9:55	44.3	42.8	9:55	10.0	9.1	-
9:56	43.5	42.8	9:56	9.5	9.1	-
9:57	45.0	43.0	9:57	11.0	9.3	-
9:58	44.8	43.1	9:58	11.5	9.5	-
9:59	42.5	43.2	9:59	9.0	9.5	-
10:00	43.3	43.2	10:00	10.8	9.7	-
10:01	43.0	43.3	10:01	9.8	9.7	-
10:02	44.5	43.5	10:02	9.0	9.7	-

Grand Union Bowling Alley Site
BCP #360222
150 Westchester Avenue, Port Chester
February 7, 2025

PARTICULATE DATA						
Upwind			Downwind			Exceeds Particulate Alarm Limit
Time	Concentration (ug/m^3)	15-Min Avg Concentration (ug/m^3)	Time	Concentration (ug/m^3)	15-Min Avg Concentration (ug/m^3)	
10:03	43.3	43.5	10:03	8.5	9.7	-
10:04	43.3	43.6	10:04	9.8	9.7	-
10:05	43.5	43.6	10:05	10.0	9.7	-
10:06	44.8	43.7	10:06	8.3	9.6	-
10:07	42.8	43.7	10:07	9.3	9.6	-
10:08	44.3	43.7	10:08	8.8	9.6	-
10:09	43.0	43.7	10:09	7.8	9.5	-
10:10	44.5	43.7	10:10	22.8	10.4	-
10:11	45.0	43.8	10:11	12.5	10.6	-
10:12	45.8	43.9	10:12	13.0	10.7	-
10:13	45.0	43.9	10:13	9.0	10.5	-
10:14	42.8	43.9	10:14	8.0	10.5	-
10:15	43.5	43.9	10:15	9.0	10.4	-
10:16	45.5	44.1	10:16	8.0	10.2	-
10:17	42.8	44.0	10:17	9.3	10.3	-
10:18	43.5	44.0	10:18	10.8	10.4	-
10:19	45.0	44.1	10:19	17.0	10.9	-
10:20	46.8	44.3	10:20	12.0	11.0	-
10:21	43.5	44.2	10:21	8.8	11.1	-
10:22	45.8	44.4	10:22	9.5	11.1	-
10:23	43.5	44.4	10:23	9.8	11.1	-
10:24	43.8	44.4	10:24	8.8	11.2	-
10:25	42.8	44.3	10:25	8.3	10.2	-
10:26	43.5	44.2	10:26	9.3	10.0	-
10:27	41.8	44.0	10:27	7.8	9.7	-
10:28	42.5	43.8	10:28	9.0	9.7	-
10:29	43.0	43.8	10:29	10.3	9.8	-
10:30	73.0	45.8	10:30	9.3	9.8	-
10:31	45.0	45.7	10:31	10.3	10.0	-
10:32	45.8	45.9	10:32	14.5	10.3	-
10:33	47.3	46.2	10:33	19.5	10.9	-
10:34	44.3	46.1	10:34	10.8	10.5	-
10:35	42.3	45.8	10:35	10.0	10.4	-
10:36	49.0	46.2	10:36	10.0	10.5	-
10:37	45.3	46.2	10:37	11.0	10.6	-
10:38	43.3	46.2	10:38	13.0	10.8	-
10:39	44.5	46.2	10:39	9.3	10.8	-
10:40	44.3	46.3	10:40	9.5	10.9	-
10:41	45.0	46.4	10:41	9.3	10.9	-
10:42	45.0	46.6	10:42	11.8	11.2	-
10:43	45.3	46.8	10:43	11.5	11.3	-
10:44	46.0	47.0	10:44	12.3	11.5	-
10:45	42.8	45.0	10:45	8.8	11.4	-
10:46	46.3	45.1	10:46	9.8	11.4	-
10:47	42.3	44.8	10:47	9.4	11.1	-
10:48	43.0	44.6	10:48	9.4	10.4	-
10:49	42.8	44.5	10:49	9.0	10.3	-
10:50	45.3	44.7	10:50	8.6	10.2	-

Grand Union Bowling Alley Site
BCP #360222
150 Westchester Avenue, Port Chester
February 7, 2025

PARTICULATE DATA						
Upwind			Downwind			Exceeds Particulate Alarm Limit
Time	Concentration (ug/m^3)	15-Min Avg Concentration (ug/m^3)	Time	Concentration (ug/m^3)	15-Min Avg Concentration (ug/m^3)	
10:51	41.5	44.2	10:51	9.4	10.1	-
10:52	41.5	43.9	10:52	8.8	10.0	-
10:53	41.3	43.8	10:53	8.2	9.7	-
10:54	41.8	43.6	10:54	8.8	9.6	-
10:55	41.8	43.4	10:55	9.6	9.6	-
10:56	42.0	43.2	10:56	10.0	9.7	-
10:57	50.0	43.6	10:57	9.2	9.5	-
10:58	45.5	43.6	10:58	15.8	9.8	-
10:59	44.5	43.5	10:59	17.4	10.1	-
11:00	46.3	43.7	11:00	20.2	10.9	-
11:01	45.3	43.6	11:01	30.2	12.3	-
11:02	49.5	44.1	11:02	23.6	13.2	-
11:03	42.5	44.1	11:03	13.0	13.5	-
11:04	43.8	44.2	11:04	12.8	13.7	-
11:05	44.8	44.1	11:05	11.4	13.9	-
11:06	42.5	44.2	11:06	10.6	14.0	-
11:07	42.0	44.2	11:07	11.8	14.2	-
11:08	42.0	44.3	11:08	11.6	14.4	-
11:09	47.5	44.7	11:09	16.6	14.9	-
11:10	45.0	44.9	11:10	16.0	15.3	-
11:11	46.3	45.2	11:11	16.6	15.8	-
11:12	47.8	45.0	11:12	13.4	16.1	-
11:13	46.3	45.1	11:13	19.2	16.3	-
11:14	45.5	45.1	11:14	15.2	16.1	-
11:15	43.0	44.9	11:15	12.0	15.6	-
11:16	41.5	44.7	11:16	10.2	14.3	-
11:17	41.0	44.1	11:17	9.6	13.3	-
11:18	43.0	44.1	11:18	8.4	13.0	-
11:19	41.0	43.9	11:19	9.2	12.8	-
11:20	41.3	43.7	11:20	10.0	12.7	-
11:21	42.5	43.7	11:21	9.6	12.6	-
11:22	43.3	43.8	11:22	11.8	12.6	-
11:23	45.3	44.0	11:23	19.0	13.1	-
11:24	43.5	43.7	11:24	11.6	12.8	-
11:25	44.3	43.7	11:25	14.2	12.7	-
11:26	47.0	43.7	11:26	12.8	12.4	-
11:27	42.8	43.4	11:27	10.8	12.2	-
11:28	42.0	43.1	11:28	10.0	11.6	-
11:29	46.8	43.2	11:29	14.8	11.6	-
11:30	44.5	43.3	11:30	10.0	11.5	-
11:31	46.3	43.6	11:31	14.6	11.8	-
11:32	48.3	44.1	11:32	22.6	12.6	-
11:33	70.0	45.9	11:33	43.6	15.0	-
11:34	54.5	46.8	11:34	28.0	16.2	-
11:35	46.3	47.1	11:35	13.6	16.5	-
11:36	41.3	47.1	11:36	9.8	16.5	-
11:37	41.5	46.9	11:37	9.6	16.3	-
11:38	44.8	46.9	11:38	11.0	15.8	-

Grand Union Bowling Alley Site
BCP #360222
150 Westchester Avenue, Port Chester
February 7, 2025

PARTICULATE DATA						
Upwind			Downwind			Exceeds Particulate Alarm Limit
Time	Concentration (ug/m^3)	15-Min Avg Concentration (ug/m^3)	Time	Concentration (ug/m^3)	15-Min Avg Concentration (ug/m^3)	
11:39	41.8	46.8	11:39	12.6	15.9	-
11:40	47.0	47.0	11:40	55.2	18.6	-
11:41	48.0	47.0	11:41	44.0	20.7	-
11:42	49.5	47.5	11:42	19.2	21.2	-
11:43	44.0	47.6	11:43	18.8	21.8	-
11:44	43.0	47.4	11:44	9.4	21.5	-
11:45	44.0	47.3	11:45	8.0	21.3	-
11:46	44.5	47.2	11:46	10.2	21.0	-
11:47	40.8	46.7	11:47	18.6	20.8	-
11:48	44.5	45.0	11:48	20.8	19.3	-
11:49	42.8	44.2	11:49	12.8	18.2	-
11:50	44.3	44.1	11:50	32.2	19.5	-
11:51	47.5	44.5	11:51	18.8	20.1	-
11:52	44.5	44.7	11:52	14.8	20.4	-
11:53	42.3	44.6	11:53	11.8	20.5	-
11:54	43.5	44.7	11:54	9.8	20.3	-
11:55	42.5	44.4	11:55	10.2	17.3	-
11:56	39.8	43.8	11:56	9.2	15.0	-
11:57	43.3	43.4	11:57	11.2	14.4	-
11:58	43.8	43.4	11:58	15.0	14.2	-
11:59	42.5	43.4	11:59	16.8	14.7	-
12:00	60.0	44.4	12:00	59.4	18.1	-
12:01	52.0	44.9	12:01	51.0	20.8	-
12:02	52.5	45.7	12:02	36.0	22.0	-
12:03	47.3	45.9	12:03	23.8	22.2	-
12:04	42.8	45.9	12:04	13.6	22.2	-
12:05	40.3	45.6	12:05	10.2	20.8	-
12:06	44.3	45.4	12:06	13.2	20.4	-
12:07	40.3	45.1	12:07	9.0	20.0	-
12:08	39.8	45.0	12:08	12.8	20.1	-
12:09	40.3	44.7	12:09	10.8	20.1	-
12:10	40.5	44.6	12:10	9.8	20.1	-
12:11	41.0	44.7	12:11	11.6	20.3	-
12:12	40.0	44.5	12:12	9.8	20.2	-
12:13	40.0	44.2	12:13	8.6	19.8	-
12:14	40.8	44.1	12:14	9.2	19.3	-
12:15	41.0	42.8	12:15	7.8	15.8	-
12:16	40.5	42.1	12:16	9.2	13.0	-
12:17	41.5	41.3	12:17	16.6	11.7	-
12:18	39.5	40.8	12:18	8.6	10.7	-
12:19	40.5	40.7	12:19	7.2	10.3	-
12:20	39.0	40.6	12:20	8.4	10.2	-
12:21	41.3	40.4	12:21	10.0	10.0	-
12:22	40.0	40.4	12:22	9.8	10.0	-
12:23	40.3	40.4	12:23	12.0	10.0	-
12:24	40.3	40.4	12:24	8.8	9.8	-
12:25	40.5	40.4	12:25	10.4	9.9	-
12:26	41.3	40.4	12:26	9.8	9.7	-

Grand Union Bowling Alley Site
BCP #360222
150 Westchester Avenue, Port Chester
February 7, 2025

PARTICULATE DATA						
Upwind			Downwind			Exceeds Particulate Alarm Limit
Time	Concentration (ug/m^3)	15-Min Avg Concentration (ug/m^3)	Time	Concentration (ug/m^3)	15-Min Avg Concentration (ug/m^3)	
12:27	43.5	40.7	12:27	10.6	9.8	-
12:28	43.5	40.9	12:28	9.8	9.9	-
12:29	39.5	40.8	12:29	8.3	9.8	-
12:30	42.3	40.9	12:30	7.8	9.8	-
12:31	39.5	40.8	12:31	8.5	9.8	-
12:32	40.5	40.8	12:32	11.3	9.4	-
12:33	40.5	40.8	12:33	9.5	9.5	-
12:34	40.5	40.8	12:34	8.5	9.6	-
12:35	42.5	41.1	12:35	12.3	9.8	-
12:36	42.0	41.1	12:36	12.8	10.0	-
12:37	41.8	41.2	12:37	10.8	10.1	-
12:38	42.0	41.3	12:38	11.8	10.0	-
12:39	43.3	41.5	12:39	9.8	10.1	-
12:40	39.5	41.5	12:40	9.5	10.0	-
12:41	39.8	41.4	12:41	8.8	10.0	-
12:42	41.3	41.2	12:42	11.8	10.1	-
12:43	40.8	41.0	12:43	10.0	10.1	-
12:44	40.0	41.1	12:44	10.8	10.2	-
12:45	40.5	41.0	12:45	9.3	10.3	-
12:46	42.3	41.1	12:46	10.0	10.4	-
12:47	40.8	41.2	12:47	9.0	10.3	-
12:48	40.8	41.2	12:48	11.5	10.4	-
12:49	39.8	41.1	12:49	9.5	10.5	-
12:50	40.5	41.0	12:50	10.0	10.3	-
12:51	40.5	40.9	12:51	10.8	10.2	-
12:52	39.8	40.8	12:52	9.3	10.1	-
12:53	40.3	40.6	12:53	8.5	9.9	-
12:54	39.0	40.4	12:54	7.8	9.8	-
12:55	40.0	40.4	12:55	9.3	9.7	-
12:56	39.5	40.4	12:56	9.5	9.8	-
12:57	39.8	40.3	12:57	8.0	9.5	-
12:58	99.8	44.2	12:58	15.3	9.9	-
12:59	41.8	44.3	12:59	11.0	9.9	-
13:00	40.0	44.3	13:00	10.5	10.0	-
13:01	40.3	44.2	13:01	10.3	10.0	-
13:02	40.0	44.1	13:02	8.5	10.0	-
13:03	40.8	44.1	13:03	8.8	9.8	-
13:04	39.3	44.1	13:04	8.5	9.7	-
13:05	39.3	44.0	13:05	8.0	9.6	-
13:06	40.3	44.0	13:06	7.8	9.4	-
13:07	43.3	44.2	13:07	12.8	9.6	-
13:08	39.0	44.1	13:08	9.3	9.7	-
13:09	39.8	44.2	13:09	10.0	9.8	-
13:10	39.3	44.1	13:10	9.5	9.8	-
13:11	40.0	44.2	13:11	38.5	11.8	-
13:12	41.0	44.2	13:12	11.5	12.0	-
13:13	40.5	40.3	13:13	8.8	11.6	-
13:14	39.5	40.1	13:14	8.8	11.4	-

Grand Union Bowling Alley Site
BCP #360222
150 Westchester Avenue, Port Chester
February 7, 2025

PARTICULATE DATA						
Upwind			Downwind			Exceeds Particulate Alarm Limit
Time	Concentration (ug/m^3)	15-Min Avg Concentration (ug/m^3)	Time	Concentration (ug/m^3)	15-Min Avg Concentration (ug/m^3)	
13:15	40.8	40.2	13:15	8.8	11.3	-
13:16	50.5	40.9	13:16	45.5	13.7	-

Grand Union Bowling Alley Site
BCP #360222
150 Westchester Avenue, Port Chester
February 7, 2025

Friday, February 7, 2025						
Number of Instances Where Downwind VOCs Exceeds Upwind VOCs + 5 =						0
Number of Comparable Data Points =						316
Start Time:						7:46
End Time:						13:16
PID DATA						
Upwind			Downwind			
Time	Concentration (ppm)	15-Min Avg Concentration (ppm)	Time	Concentration (ppm)	15-Min Avg Concentration (ppm)	Exceeds VOC Alarm Limit
7:46	0.0	-	7:46	0.0	-	-
7:47	0.0	-	7:47	0.0	-	-
7:48	0.0	-	7:48	0.0	-	-
7:49	0.0	-	7:49	0.0	-	-
7:50	0.0	-	7:50	0.0	-	-
7:51	0.0	-	7:51	0.0	-	-
7:52	0.0	-	7:52	0.0	-	-
7:53	0.0	-	7:53	0.0	-	-
7:54	0.0	-	7:54	0.0	-	-
7:55	0.0	-	7:55	0.0	-	-
7:56	0.0	-	7:56	0.0	-	-
7:57	0.0	-	7:57	0.0	-	-
7:58	0.0	-	7:58	0.0	-	-
7:59	0.0	-	7:59	0.0	-	-
8:00	0.0	-	8:00	0.0	-	-
8:01	0.0	0.0	8:01	0.0	0.0	-
8:02	0.0	0.0	8:02	0.0	0.0	-
8:03	0.0	0.0	8:03	0.0	0.0	-
8:04	0.0	0.0	8:04	0.0	0.0	-
8:05	0.0	0.0	8:05	0.0	0.0	-
8:06	0.0	0.0	8:06	0.0	0.0	-
8:07	0.0	0.0	8:07	0.0	0.0	-
8:08	0.0	0.0	8:08	0.0	0.0	-
8:09	0.0	0.0	8:09	0.0	0.0	-
8:10	0.0	0.0	8:10	0.0	0.0	-
8:11	0.0	0.0	8:11	0.0	0.0	-
8:12	0.0	0.0	8:12	0.0	0.0	-
8:13	0.0	0.0	8:13	0.0	0.0	-
8:14	0.0	0.0	8:14	0.0	0.0	-
8:15	0.0	0.0	8:15	0.0	0.0	-
8:16	0.0	0.0	8:16	0.0	0.0	-
8:17	0.0	0.0	8:17	0.0	0.0	-
8:18	0.0	0.0	8:18	0.0	0.0	-
8:19	0.0	0.0	8:19	0.0	0.0	-
8:20	0.0	0.0	8:20	0.0	0.0	-
8:21	0.0	0.0	8:21	0.0	0.0	-
8:22	0.0	0.0	8:22	0.0	0.0	-
8:23	0.0	0.0	8:23	0.0	0.0	-
8:24	0.0	0.0	8:24	0.0	0.0	-
8:25	0.0	0.0	8:25	0.0	0.0	-
8:26	0.0	0.0	8:26	0.0	0.0	-
8:27	0.0	0.0	8:27	0.0	0.0	-

Grand Union Bowling Alley Site
BCP #360222
150 Westchester Avenue, Port Chester
February 7, 2025

PID DATA						
Upwind			Downwind			
Time	Concentration (ppm)	15-Min Avg Concentration (ppm)	Time	Concentration (ppm)	15-Min Avg Concentration (ppm)	Exceeds VOC Alarm Limit
8:28	0.0	0.0	8:28	0.0	0.0	-
8:29	0.0	0.0	8:29	0.0	0.0	-
8:30	0.0	0.0	8:30	0.0	0.0	-
8:31	0.0	0.0	8:31	0.0	0.0	-
8:32	0.0	0.0	8:32	0.0	0.0	-
8:33	0.0	0.0	8:33	0.0	0.0	-
8:34	0.0	0.0	8:34	0.0	0.0	-
8:35	0.0	0.0	8:35	0.0	0.0	-
8:36	0.0	0.0	8:36	0.0	0.0	-
8:37	0.0	0.0	8:37	0.0	0.0	-
8:38	0.0	0.0	8:38	0.0	0.0	-
8:39	0.0	0.0	8:39	0.0	0.0	-
8:40	0.0	0.0	8:40	0.0	0.0	-
8:41	0.0	0.0	8:41	0.0	0.0	-
8:42	0.0	0.0	8:42	0.0	0.0	-
8:43	0.0	0.0	8:43	0.0	0.0	-
8:44	0.0	0.0	8:44	0.0	0.0	-
8:45	0.0	0.0	8:45	0.0	0.0	-
8:46	0.0	0.0	8:46	0.0	0.0	-
8:47	0.0	0.0	8:47	0.0	0.0	-
8:48	0.0	0.0	8:48	0.0	0.0	-
8:49	0.0	0.0	8:49	0.0	0.0	-
8:50	0.0	0.0	8:50	0.0	0.0	-
8:51	0.0	0.0	8:51	0.0	0.0	-
8:52	0.0	0.0	8:52	0.0	0.0	-
8:53	0.0	0.0	8:53	0.0	0.0	-
8:54	0.0	0.0	8:54	0.0	0.0	-
8:55	0.0	0.0	8:55	0.0	0.0	-
8:56	0.0	0.0	8:56	0.0	0.0	-
8:57	0.0	0.0	8:57	0.0	0.0	-
8:58	0.0	0.0	8:58	0.0	0.0	-
8:59	0.0	0.0	8:59	0.0	0.0	-
9:00	0.0	0.0	9:00	0.0	0.0	-
9:01	0.0	0.0	9:01	0.0	0.0	-
9:02	0.0	0.0	9:02	0.0	0.0	-
9:03	0.0	0.0	9:03	0.0	0.0	-
9:04	0.0	0.0	9:04	0.0	0.0	-
9:05	0.0	0.0	9:05	0.0	0.0	-
9:06	0.0	0.0	9:06	0.0	0.0	-
9:07	0.0	0.0	9:07	0.0	0.0	-
9:08	0.0	0.0	9:08	0.0	0.0	-
9:09	0.0	0.0	9:09	0.0	0.0	-
9:10	0.0	0.0	9:10	0.0	0.0	-
9:11	0.0	0.0	9:11	0.0	0.0	-
9:12	0.0	0.0	9:12	0.0	0.0	-
9:13	0.0	0.0	9:13	0.0	0.0	-
9:14	0.0	0.0	9:14	0.0	0.0	-
9:15	0.0	0.0	9:15	0.0	0.0	-

Grand Union Bowling Alley Site
BCP #360222
150 Westchester Avenue, Port Chester
February 7, 2025

PID DATA						
Upwind			Downwind			
Time	Concentration (ppm)	15-Min Avg Concentration (ppm)	Time	Concentration (ppm)	15-Min Avg Concentration (ppm)	Exceeds VOC Alarm Limit
9:16	0.0	0.0	9:16	0.0	0.0	-
9:17	0.0	0.0	9:17	0.0	0.0	-
9:18	0.0	0.0	9:18	0.0	0.0	-
9:19	0.0	0.0	9:19	0.0	0.0	-
9:20	0.0	0.0	9:20	0.0	0.0	-
9:21	0.0	0.0	9:21	0.0	0.0	-
9:22	0.0	0.0	9:22	0.0	0.0	-
9:23	0.0	0.0	9:23	0.0	0.0	-
9:24	0.0	0.0	9:24	0.0	0.0	-
9:25	0.0	0.0	9:25	0.0	0.0	-
9:26	0.0	0.0	9:26	0.0	0.0	-
9:27	0.0	0.0	9:27	0.0	0.0	-
9:28	0.0	0.0	9:28	0.0	0.0	-
9:29	0.0	0.0	9:29	0.0	0.0	-
9:30	0.0	0.0	9:30	0.0	0.0	-
9:31	0.0	0.0	9:31	0.0	0.0	-
9:32	0.0	0.0	9:32	0.0	0.0	-
9:33	0.0	0.0	9:33	0.0	0.0	-
9:34	0.0	0.0	9:34	0.0	0.0	-
9:35	0.0	0.0	9:35	0.0	0.0	-
9:36	0.0	0.0	9:36	0.0	0.0	-
9:37	0.0	0.0	9:37	0.0	0.0	-
9:38	0.0	0.0	9:38	0.0	0.0	-
9:39	0.0	0.0	9:39	0.0	0.0	-
9:40	0.0	0.0	9:40	0.0	0.0	-
9:41	0.0	0.0	9:41	0.0	0.0	-
9:42	0.0	0.0	9:42	0.0	0.0	-
9:43	0.0	0.0	9:43	0.0	0.0	-
9:44	0.0	0.0	9:44	0.0	0.0	-
9:45	0.0	0.0	9:45	0.0	0.0	-
9:46	0.0	0.0	9:46	0.0	0.0	-
9:47	0.0	0.0	9:47	0.0	0.0	-
9:48	0.0	0.0	9:48	0.0	0.0	-
9:49	0.0	0.0	9:49	0.0	0.0	-
9:50	0.0	0.0	9:50	0.0	0.0	-
9:51	0.0	0.0	9:51	0.0	0.0	-
9:52	0.0	0.0	9:52	0.0	0.0	-
9:53	0.0	0.0	9:53	0.0	0.0	-
9:54	0.0	0.0	9:54	0.0	0.0	-
9:55	0.0	0.0	9:55	0.0	0.0	-
9:56	0.0	0.0	9:56	0.0	0.0	-
9:57	0.0	0.0	9:57	0.0	0.0	-
9:58	0.0	0.0	9:58	0.0	0.0	-
9:59	0.0	0.0	9:59	0.0	0.0	-
10:00	0.0	0.0	10:00	0.0	0.0	-
10:01	0.0	0.0	10:01	0.0	0.0	-
10:02	0.0	0.0	10:02	0.0	0.0	-
10:03	0.0	0.0	10:03	0.0	0.0	-

Grand Union Bowling Alley Site
BCP #360222
150 Westchester Avenue, Port Chester
February 7, 2025

PID DATA						
Upwind			Downwind			
Time	Concentration (ppm)	15-Min Avg Concentration (ppm)	Time	Concentration (ppm)	15-Min Avg Concentration (ppm)	Exceeds VOC Alarm Limit
10:04	0.0	0.0	10:04	0.0	0.0	-
10:05	0.0	0.0	10:05	0.0	0.0	-
10:06	0.0	0.0	10:06	0.0	0.0	-
10:07	0.0	0.0	10:07	0.0	0.0	-
10:08	0.0	0.0	10:08	0.0	0.0	-
10:09	0.0	0.0	10:09	0.0	0.0	-
10:10	0.0	0.0	10:10	0.0	0.0	-
10:11	0.0	0.0	10:11	0.0	0.0	-
10:12	0.0	0.0	10:12	0.0	0.0	-
10:13	0.0	0.0	10:13	0.0	0.0	-
10:14	0.0	0.0	10:14	0.0	0.0	-
10:15	0.0	0.0	10:15	0.0	0.0	-
10:16	0.0	0.0	10:16	0.0	0.0	-
10:17	0.0	0.0	10:17	0.0	0.0	-
10:18	0.0	0.0	10:18	0.0	0.0	-
10:19	0.0	0.0	10:19	0.0	0.0	-
10:20	0.0	0.0	10:20	0.0	0.0	-
10:21	0.0	0.0	10:21	0.0	0.0	-
10:22	0.0	0.0	10:22	0.0	0.0	-
10:23	0.0	0.0	10:23	0.0	0.0	-
10:24	0.0	0.0	10:24	0.0	0.0	-
10:25	0.0	0.0	10:25	0.0	0.0	-
10:26	0.0	0.0	10:26	0.0	0.0	-
10:27	0.0	0.0	10:27	0.0	0.0	-
10:28	0.0	0.0	10:28	0.0	0.0	-
10:29	0.0	0.0	10:29	0.0	0.0	-
10:30	0.0	0.0	10:30	0.0	0.0	-
10:31	0.0	0.0	10:31	0.0	0.0	-
10:32	0.0	0.0	10:32	0.0	0.0	-
10:33	0.0	0.0	10:33	0.0	0.0	-
10:34	0.0	0.0	10:34	0.0	0.0	-
10:35	0.0	0.0	10:35	0.0	0.0	-
10:36	0.0	0.0	10:36	0.0	0.0	-
10:37	0.0	0.0	10:37	0.0	0.0	-
10:38	0.0	0.0	10:38	0.0	0.0	-
10:39	0.0	0.0	10:39	0.0	0.0	-
10:40	0.0	0.0	10:40	0.0	0.0	-
10:41	0.0	0.0	10:41	0.0	0.0	-
10:42	0.0	0.0	10:42	0.0	0.0	-
10:43	0.0	0.0	10:43	0.0	0.0	-
10:44	0.0	0.0	10:44	0.0	0.0	-
10:45	0.0	0.0	10:45	0.0	0.0	-
10:46	0.0	0.0	10:46	0.0	0.0	-
10:47	0.0	0.0	10:47	0.0	0.0	-
10:48	0.0	0.0	10:48	0.0	0.0	-
10:49	0.0	0.0	10:49	0.0	0.0	-
10:50	0.0	0.0	10:50	0.0	0.0	-
10:51	0.0	0.0	10:51	0.0	0.0	-

Grand Union Bowling Alley Site
BCP #360222
150 Westchester Avenue, Port Chester
February 7, 2025

PID DATA						
Upwind			Downwind			
Time	Concentration (ppm)	15-Min Avg Concentration (ppm)	Time	Concentration (ppm)	15-Min Avg Concentration (ppm)	Exceeds VOC Alarm Limit
10:52	0.0	0.0	10:52	0.0	0.0	-
10:53	0.0	0.0	10:53	0.0	0.0	-
10:54	0.0	0.0	10:54	0.0	0.0	-
10:55	0.0	0.0	10:55	0.0	0.0	-
10:56	0.0	0.0	10:56	0.0	0.0	-
10:57	0.0	0.0	10:57	0.0	0.0	-
10:58	0.0	0.0	10:58	0.0	0.0	-
10:59	0.0	0.0	10:59	0.0	0.0	-
11:00	0.0	0.0	11:00	0.0	0.0	-
11:01	0.0	0.0	11:01	0.0	0.0	-
11:02	0.0	0.0	11:02	0.0	0.0	-
11:03	0.0	0.0	11:03	0.0	0.0	-
11:04	0.0	0.0	11:04	0.0	0.0	-
11:05	0.0	0.0	11:05	0.0	0.0	-
11:06	0.0	0.0	11:06	0.0	0.0	-
11:07	0.0	0.0	11:07	0.0	0.0	-
11:08	0.0	0.0	11:08	0.0	0.0	-
11:09	0.0	0.0	11:09	0.0	0.0	-
11:10	0.0	0.0	11:10	0.0	0.0	-
11:11	0.0	0.0	11:11	0.0	0.0	-
11:12	0.0	0.0	11:12	0.0	0.0	-
11:13	0.0	0.0	11:13	0.0	0.0	-
11:14	0.0	0.0	11:14	0.0	0.0	-
11:15	0.0	0.0	11:15	0.0	0.0	-
11:16	0.0	0.0	11:16	0.0	0.0	-
11:17	0.0	0.0	11:17	0.0	0.0	-
11:18	0.0	0.0	11:18	0.0	0.0	-
11:19	0.0	0.0	11:19	0.0	0.0	-
11:20	0.0	0.0	11:20	0.0	0.0	-
11:21	0.0	0.0	11:21	0.0	0.0	-
11:22	0.0	0.0	11:22	0.0	0.0	-
11:23	0.0	0.0	11:23	0.0	0.0	-
11:24	0.0	0.0	11:24	0.0	0.0	-
11:25	0.0	0.0	11:25	0.0	0.0	-
11:26	0.0	0.0	11:26	0.0	0.0	-
11:27	0.0	0.0	11:27	0.0	0.0	-
11:28	0.0	0.0	11:28	0.0	0.0	-
11:29	0.0	0.0	11:29	0.0	0.0	-
11:30	0.0	0.0	11:30	0.0	0.0	-
11:31	0.0	0.0	11:31	0.0	0.0	-
11:32	0.0	0.0	11:32	0.0	0.0	-
11:33	0.0	0.0	11:33	0.0	0.0	-
11:34	0.0	0.0	11:34	0.0	0.0	-
11:35	0.0	0.0	11:35	0.0	0.0	-
11:36	0.0	0.0	11:36	0.0	0.0	-
11:37	0.0	0.0	11:37	0.0	0.0	-
11:38	0.0	0.0	11:38	0.0	0.0	-
11:39	0.0	0.0	11:39	0.0	0.0	-

Grand Union Bowling Alley Site
BCP #360222
150 Westchester Avenue, Port Chester
February 7, 2025

PID DATA						
Upwind			Downwind			
Time	Concentration (ppm)	15-Min Avg Concentration (ppm)	Time	Concentration (ppm)	15-Min Avg Concentration (ppm)	Exceeds VOC Alarm Limit
11:40	0.0	0.0	11:40	0.0	0.0	-
11:41	0.0	0.0	11:41	0.0	0.0	-
11:42	0.0	0.0	11:42	0.0	0.0	-
11:43	0.0	0.0	11:43	0.0	0.0	-
11:44	0.0	0.0	11:44	0.0	0.0	-
11:45	0.0	0.0	11:45	0.0	0.0	-
11:46	0.0	0.0	11:46	0.0	0.0	-
11:47	0.0	0.0	11:47	0.0	0.0	-
11:48	0.0	0.0	11:48	0.0	0.0	-
11:49	0.0	0.0	11:49	0.0	0.0	-
11:50	0.0	0.0	11:50	0.0	0.0	-
11:51	0.0	0.0	11:51	0.0	0.0	-
11:52	0.0	0.0	11:52	0.0	0.0	-
11:53	0.0	0.0	11:53	0.0	0.0	-
11:54	0.0	0.0	11:54	0.0	0.0	-
11:55	0.0	0.0	11:55	0.0	0.0	-
11:56	0.0	0.0	11:56	0.0	0.0	-
11:57	0.0	0.0	11:57	0.0	0.0	-
11:58	0.0	0.0	11:58	0.0	0.0	-
11:59	0.0	0.0	11:59	0.0	0.0	-
12:00	0.0	0.0	12:00	0.0	0.0	-
12:01	0.0	0.0	12:01	0.0	0.0	-
12:02	0.0	0.0	12:02	0.0	0.0	-
12:03	0.0	0.0	12:03	0.0	0.0	-
12:04	0.0	0.0	12:04	0.0	0.0	-
12:05	0.0	0.0	12:05	0.0	0.0	-
12:06	0.0	0.0	12:06	0.0	0.0	-
12:07	0.0	0.0	12:07	0.0	0.0	-
12:08	0.0	0.0	12:08	0.0	0.0	-
12:09	0.0	0.0	12:09	0.0	0.0	-
12:10	0.0	0.0	12:10	0.0	0.0	-
12:11	0.0	0.0	12:11	0.0	0.0	-
12:12	0.0	0.0	12:12	0.0	0.0	-
12:13	0.0	0.0	12:13	0.0	0.0	-
12:14	0.0	0.0	12:14	0.0	0.0	-
12:15	0.0	0.0	12:15	0.0	0.0	-
12:16	0.0	0.0	12:16	0.0	0.0	-
12:17	0.0	0.0	12:17	0.0	0.0	-
12:18	0.0	0.0	12:18	0.0	0.0	-
12:19	0.0	0.0	12:19	0.0	0.0	-
12:20	0.0	0.0	12:20	0.0	0.0	-
12:21	0.0	0.0	12:21	0.0	0.0	-
12:22	0.0	0.0	12:22	0.0	0.0	-
12:23	0.0	0.0	12:23	0.0	0.0	-
12:24	0.0	0.0	12:24	0.0	0.0	-
12:25	0.0	0.0	12:25	0.0	0.0	-
12:26	0.0	0.0	12:26	0.0	0.0	-
12:27	0.0	0.0	12:27	0.0	0.0	-

Grand Union Bowling Alley Site
BCP #360222
150 Westchester Avenue, Port Chester
February 7, 2025

PID DATA						
Upwind			Downwind			
Time	Concentration (ppm)	15-Min Avg Concentration (ppm)	Time	Concentration (ppm)	15-Min Avg Concentration (ppm)	Exceeds VOC Alarm Limit
12:28	0.0	0.0	12:28	0.0	0.0	-
12:29	0.0	0.0	12:29	0.0	0.0	-
12:30	0.0	0.0	12:30	0.0	0.0	-
12:31	0.0	0.0	12:31	0.0	0.0	-
12:32	0.0	0.0	12:32	0.0	0.0	-
12:33	0.0	0.0	12:33	0.0	0.0	-
12:34	0.0	0.0	12:34	0.0	0.0	-
12:35	0.0	0.0	12:35	0.0	0.0	-
12:36	0.0	0.0	12:36	0.0	0.0	-
12:37	0.0	0.0	12:37	0.0	0.0	-
12:38	0.0	0.0	12:38	0.0	0.0	-
12:39	0.0	0.0	12:39	0.0	0.0	-
12:40	0.0	0.0	12:40	0.0	0.0	-
12:41	0.0	0.0	12:41	0.0	0.0	-
12:42	0.0	0.0	12:42	0.0	0.0	-
12:43	0.0	0.0	12:43	0.0	0.0	-
12:44	0.0	0.0	12:44	0.0	0.0	-
12:45	0.0	0.0	12:45	0.0	0.0	-
12:46	0.0	0.0	12:46	0.0	0.0	-
12:47	0.0	0.0	12:47	0.0	0.0	-
12:48	0.0	0.0	12:48	0.0	0.0	-
12:49	0.0	0.0	12:49	0.0	0.0	-
12:50	0.0	0.0	12:50	0.0	0.0	-
12:51	0.0	0.0	12:51	0.0	0.0	-
12:52	0.0	0.0	12:52	0.0	0.0	-
12:53	0.0	0.0	12:53	0.0	0.0	-
12:54	0.0	0.0	12:54	0.0	0.0	-
12:55	0.0	0.0	12:55	0.0	0.0	-
12:56	0.0	0.0	12:56	0.0	0.0	-
12:57	0.0	0.0	12:57	0.0	0.0	-
12:58	0.0	0.0	12:58	0.0	0.0	-
12:59	0.0	0.0	12:59	0.0	0.0	-
13:00	0.0	0.0	13:00	0.0	0.0	-
13:01	0.0	0.0	13:01	0.0	0.0	-
13:02	0.0	0.0	13:02	0.0	0.0	-
13:03	0.0	0.0	13:03	0.0	0.0	-
13:04	0.0	0.0	13:04	0.0	0.0	-
13:05	0.0	0.0	13:05	0.0	0.0	-
13:06	0.0	0.0	13:06	0.0	0.0	-
13:07	0.0	0.0	13:07	0.0	0.0	-
13:08	0.0	0.0	13:08	0.0	0.0	-
13:09	0.0	0.0	13:09	0.0	0.0	-
13:10	0.0	0.0	13:10	0.0	0.0	-
13:11	0.0	0.0	13:11	0.0	0.0	-
13:12	0.0	0.0	13:12	0.0	0.0	-
13:13	0.0	0.0	13:13	0.0	0.0	-
13:14	0.0	0.0	13:14	0.0	0.0	-
13:15	0.0	0.0	13:15	0.0	0.0	-

Grand Union Bowling Alley Site
BCP #360222
150 Westchester Avenue, Port Chester
February 7, 2025

PID DATA						
Upwind			Downwind			
Time	Concentration (ppm)	15-Min Avg Concentration (ppm)	Time	Concentration (ppm)	15-Min Avg Concentration (ppm)	Exceeds VOC Alarm Limit
13:16	0.0	0.0	13:16	0.0	0.0	-

SESI CONSULTING ENGINEERS

959 US-46 Floor 3, Suite 300 - Parsippany-Troy Hills, NJ

DAILY AIR MONITORING REPORT
150 Westchester Avenue
Port Chester, New York

02/08/2025

Rev. No. 0 | Page 1 of 2

Project Number: 11895A

Dust Action Level: 150 µg/m^3

VOC Action Level: 5 ppm

Weather Data Range for Work Day		Wind Direction	W	Relative Humidity (%)	48.0 - 63.0	Daily Rain Total (in)	0.00	Readings in the summary table and graphs below are the reported downwind concentrations.
Temperature (°F)	26.0 - 33.0	Wind Speed (MPH)	1.1 - 2.8	Barometer (inHg)	30.30 - 30.30	Avg. Dew Point Temp (°F)	15.5	

Station Location	Daily Avg. Dust Concentration (µg/m^3)	Max 15-Min Dust Concentration (µg/m^3)	Time of Max Dust Reading	Daily Avg. VOC Concentration (ppm)	Max 15-Min VOC Concentration (ppm)	Time of Max VOC Reading
Upwind	44.7	72.4	8:44	0.0	0.0	8:44
Downwind	18.3	50.0	8:47	0.0	0.0	8:44

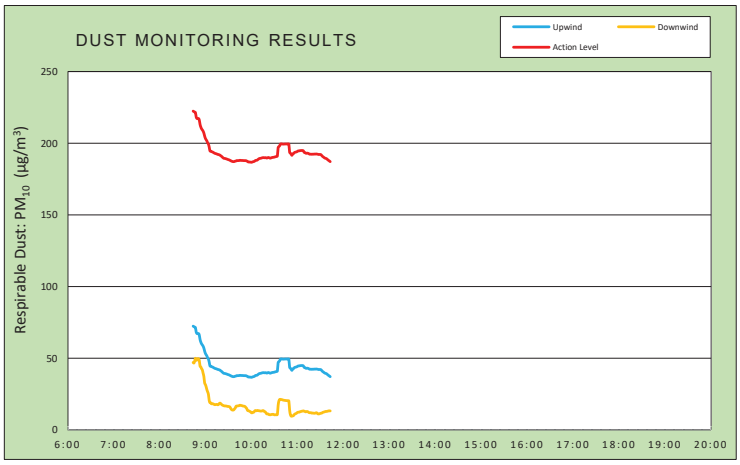

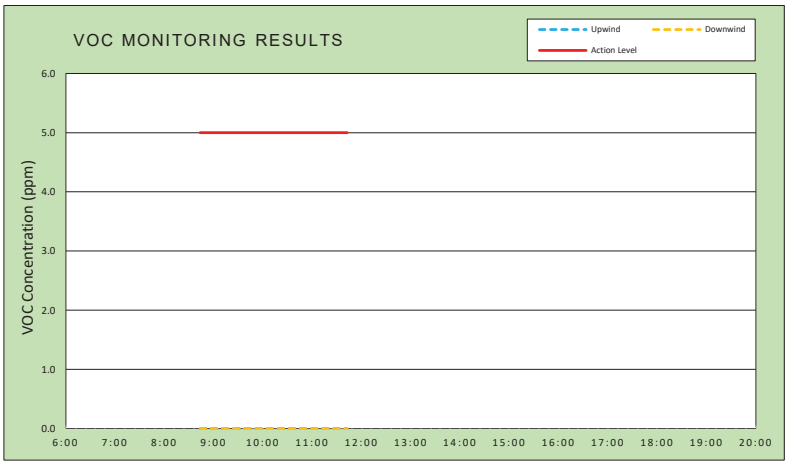

Air Monitoring Notes:

Weather Notes:

EMILCOTT
A Triumvirate Environmental Company

Wind Rose

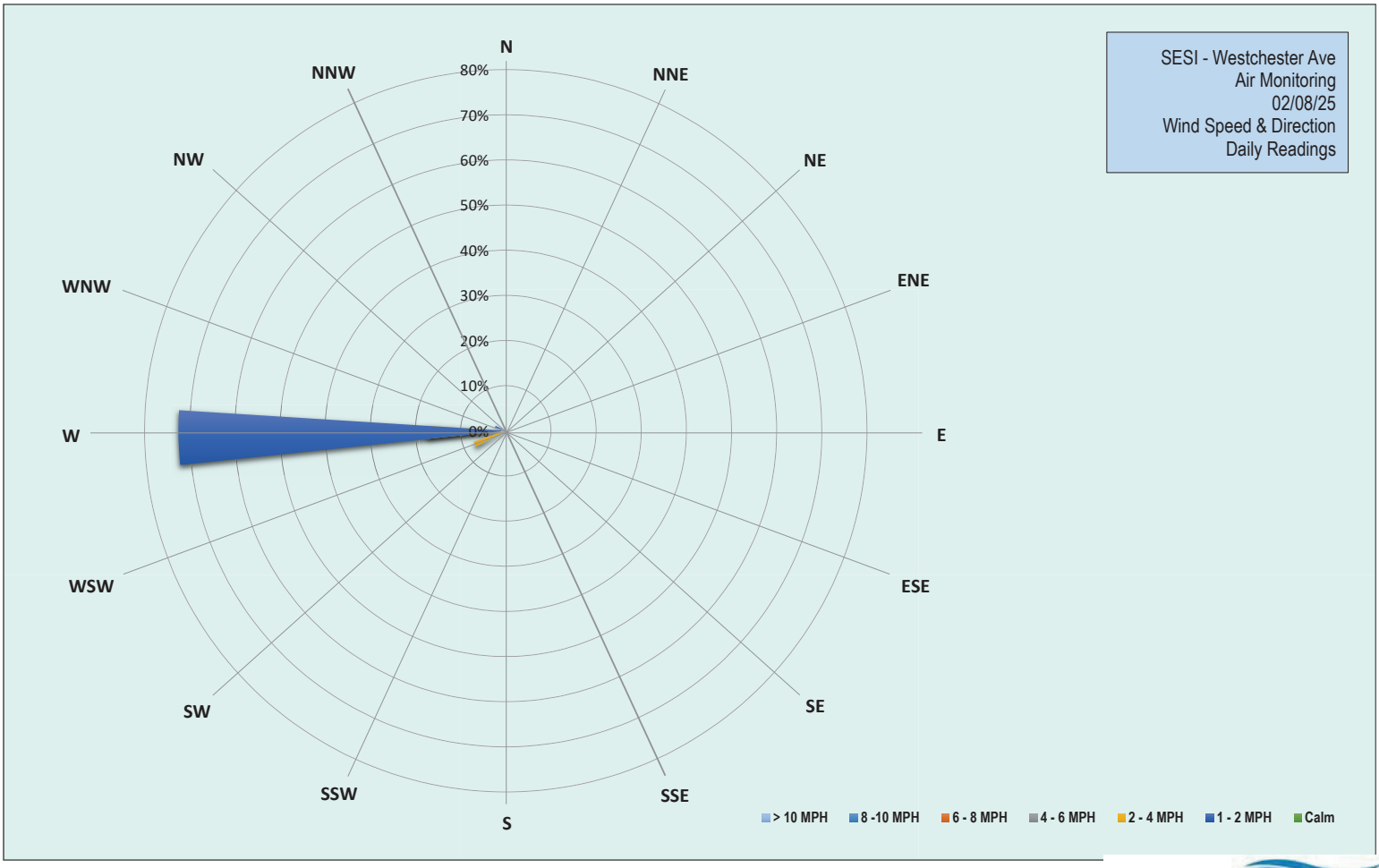

EMILCOTT
A Triumvirate Environmental Company

Grand Union Bowling Alley Site
BCP #360222
150 Westchester Avenue, Port Chester
February 8, 2025

Saturday, February 8, 2025						
Number of Instances Where Downwind Particulates Exceeds Upwind Particulate + 150 =						0
Number of Comparable Data Points =						180
Start Time:						8:29
End Time:						11:43
PARTICULATE DATA						
Upwind			Downwind			Exceeds Particulate Alarm Limit
Time	Concentration (ug/m^3)	15-Min Avg Concentration (ug/m^3)	Time	Concentration (ug/m^3)	15-Min Avg Concentration (ug/m^3)	
8:29	59.0	-	8:29	22.0	-	-
8:30	72.3	-	8:30	38.0	-	-
8:31	63.5	-	8:31	23.8	-	-
8:32	61.0	-	8:32	16.8	-	-
8:33	110.0	-	8:33	60.8	-	-
8:34	72.5	-	8:34	44.3	-	-
8:35	79.0	-	8:35	74.8	-	-
8:36	82.0	-	8:36	46.5	-	-
8:37	62.5	-	8:37	36.5	-	-
8:38	95.8	-	8:38	89.8	-	-
8:39	73.5	-	8:39	25.0	-	-
8:40	63.5	-	8:40	36.3	-	-
8:41	56.0	-	8:41	30.0	-	-
8:42	57.3	-	8:42	53.3	-	-
8:43	63.8	-	8:43	48.3	-	-
8:44	73.8	72.4	8:44	83.0	47.1	-
8:45	66.8	72.1	8:45	31.0	46.7	-
8:46	58.8	71.7	8:46	44.8	48.1	-
8:47	56.0	71.4	8:47	46.5	50.0	-
8:48	62.8	68.3	8:48	40.3	48.7	-
8:49	57.8	67.3	8:49	46.8	48.8	-
8:50	77.3	67.2	8:50	88.0	49.7	-
8:51	84.0	67.3	8:51	45.0	49.6	-
8:52	47.0	66.3	8:52	21.5	48.6	-
8:53	49.3	63.2	8:53	28.0	44.5	-
8:54	46.5	61.4	8:54	17.8	44.0	-
8:55	44.3	60.1	8:55	16.8	42.7	-
8:56	44.5	59.3	8:56	17.5	41.9	-
8:57	44.3	58.4	8:57	18.5	39.6	-
8:58	43.5	57.1	8:58	14.8	37.3	-
8:59	43.0	55.0	8:59	14.3	32.8	-
9:00	42.0	53.4	9:00	14.8	31.7	-
9:01	44.5	52.4	9:01	20.3	30.0	-
9:02	42.3	51.5	9:02	15.8	28.0	-
9:03	43.5	50.2	9:03	17.8	26.5	-
9:04	44.3	49.3	9:04	20.0	24.7	-
9:05	46.0	47.3	9:05	24.3	20.5	-
9:06	43.8	44.6	9:06	23.0	19.0	-
9:07	46.3	44.5	9:07	21.3	19.0	-
9:08	44.0	44.2	9:08	17.5	18.3	-
9:09	43.5	44.0	9:09	17.8	18.3	-
9:10	40.0	43.7	9:10	16.0	18.2	-

Grand Union Bowling Alley Site
BCP #360222
150 Westchester Avenue, Port Chester
February 8, 2025

PARTICULATE DATA						
Upwind			Downwind			Exceeds Particulate Alarm Limit
Time	Concentration (ug/m^3)	15-Min Avg Concentration (ug/m^3)	Time	Concentration (ug/m^3)	15-Min Avg Concentration (ug/m^3)	
9:11	39.5	43.4	9:11	13.5	18.0	-
9:12	40.0	43.1	9:12	14.3	17.7	-
9:13	39.8	42.8	9:13	14.8	17.7	-
9:14	41.3	42.7	9:14	16.0	17.8	-
9:15	39.0	42.5	9:15	14.8	17.8	-
9:16	40.3	42.2	9:16	17.3	17.6	-
9:17	41.3	42.2	9:17	17.3	17.7	-
9:18	40.3	41.9	9:18	27.5	18.3	-
9:19	40.8	41.7	9:19	26.0	18.7	-
9:20	39.5	41.3	9:20	18.8	18.4	-
9:21	38.5	40.9	9:21	15.3	17.9	-
9:22	38.0	40.4	9:22	14.5	17.4	-
9:23	37.3	39.9	9:23	13.5	17.1	-
9:24	37.5	39.5	9:24	14.5	16.9	-
9:25	38.5	39.4	9:25	13.8	16.8	-
9:26	38.0	39.3	9:26	13.3	16.8	-
9:27	37.5	39.2	9:27	13.3	16.7	-
9:28	37.0	39.0	9:28	13.3	16.6	-
9:29	37.8	38.7	9:29	13.3	16.4	-
9:30	36.5	38.6	9:30	14.8	16.4	-
9:31	37.5	38.4	9:31	15.3	16.3	-
9:32	37.0	38.1	9:32	13.5	16.0	-
9:33	36.3	37.8	9:33	13.8	15.1	-
9:34	36.5	37.6	9:34	14.3	14.3	-
9:35	36.5	37.4	9:35	13.0	13.9	-
9:36	36.3	37.2	9:36	14.3	13.9	-
9:37	37.8	37.2	9:37	16.8	14.0	-
9:38	38.8	37.3	9:38	23.5	14.7	-
9:39	41.0	37.5	9:39	23.8	15.3	-
9:40	40.0	37.6	9:40	32.0	16.5	-
9:41	42.3	37.9	9:41	15.5	16.7	-
9:42	36.8	37.9	9:42	14.5	16.8	-
9:43	38.0	37.9	9:43	14.8	16.9	-
9:44	37.8	37.9	9:44	14.8	17.0	-
9:45	39.3	38.1	9:45	19.3	17.3	-
9:46	36.5	38.0	9:46	13.5	17.1	-
9:47	36.5	38.0	9:47	12.3	17.1	-
9:48	36.0	38.0	9:48	11.5	16.9	-
9:49	36.0	38.0	9:49	11.3	16.7	-
9:50	35.8	37.9	9:50	11.8	16.6	-
9:51	36.0	37.9	9:51	12.5	16.5	-
9:52	37.5	37.9	9:52	12.5	16.2	-
9:53	38.3	37.8	9:53	13.3	15.5	-
9:54	37.3	37.6	9:54	14.8	14.9	-
9:55	36.3	37.3	9:55	12.8	13.7	-
9:56	36.3	36.9	9:56	12.0	13.4	-
9:57	37.3	37.0	9:57	12.0	13.3	-
9:58	36.3	36.9	9:58	9.8	12.9	-

Grand Union Bowling Alley Site
BCP #360222
150 Westchester Avenue, Port Chester
February 8, 2025

PARTICULATE DATA						
Upwind			Downwind			Exceeds Particulate Alarm Limit
Time	Concentration (ug/m^3)	15-Min Avg Concentration (ug/m^3)	Time	Concentration (ug/m^3)	15-Min Avg Concentration (ug/m^3)	
9:59	37.5	36.8	9:59	10.5	12.6	-
10:00	37.5	36.7	10:00	10.5	12.1	-
10:01	38.5	36.9	10:01	12.0	12.0	-
10:02	39.8	37.1	10:02	17.5	12.3	-
10:03	38.3	37.2	10:03	12.0	12.3	-
10:04	38.5	37.4	10:04	20.0	12.9	-
10:05	42.5	37.8	10:05	20.8	13.5	-
10:06	39.5	38.1	10:06	11.5	13.5	-
10:07	38.0	38.1	10:07	11.8	13.4	-
10:08	42.5	38.4	10:08	16.5	13.6	-
10:09	43.5	38.8	10:09	12.0	13.4	-
10:10	42.3	39.2	10:10	12.3	13.4	-
10:11	39.3	39.4	10:11	10.3	13.3	-
10:12	38.5	39.5	10:12	10.3	13.2	-
10:13	38.5	39.6	10:13	10.3	13.2	-
10:14	40.3	39.8	10:14	11.0	13.2	-
10:15	39.3	39.9	10:15	14.5	13.5	-
10:16	39.0	40.0	10:16	10.0	13.4	-
10:17	38.5	39.9	10:17	9.5	12.8	-
10:18	38.8	39.9	10:18	9.8	12.7	-
10:19	38.5	39.9	10:19	9.5	12.0	-
10:20	39.3	39.7	10:20	9.8	11.3	-
10:21	41.0	39.8	10:21	10.5	11.2	-
10:22	41.8	40.1	10:22	11.0	11.1	-
10:23	41.0	40.0	10:23	10.3	10.7	-
10:24	39.8	39.7	10:24	10.8	10.6	-
10:25	41.0	39.6	10:25	11.5	10.6	-
10:26	42.8	39.9	10:26	13.0	10.8	-
10:27	41.0	40.0	10:27	11.3	10.8	-
10:28	40.3	40.1	10:28	11.3	10.9	-
10:29	41.3	40.2	10:29	10.0	10.8	-
10:30	41.0	40.3	10:30	10.5	10.6	-
10:31	41.5	40.5	10:31	10.3	10.6	-
10:32	41.0	40.7	10:32	10.0	10.6	-
10:33	40.8	40.8	10:33	9.8	10.6	-
10:34	42.0	41.0	10:34	10.3	10.7	-
10:35	127.8	46.9	10:35	106.0	17.1	-
10:36	52.5	47.7	10:36	57.0	20.2	-
10:37	50.5	48.3	10:37	27.3	21.3	-
10:38	58.3	49.4	10:38	11.0	21.3	-
10:39	42.0	49.6	10:39	9.5	21.2	-
10:40	40.8	49.6	10:40	10.0	21.1	-
10:41	40.8	49.4	10:41	9.8	20.9	-
10:42	40.8	49.4	10:42	9.5	20.8	-
10:43	41.0	49.5	10:43	9.3	20.7	-
10:44	42.0	49.5	10:44	9.3	20.6	-
10:45	41.0	49.5	10:45	9.0	20.5	-
10:46	41.5	49.5	10:46	9.8	20.5	-

Grand Union Bowling Alley Site
BCP #360222
150 Westchester Avenue, Port Chester
February 8, 2025

PARTICULATE DATA						
Upwind			Downwind			Exceeds Particulate Alarm Limit
Time	Concentration (ug/m^3)	15-Min Avg Concentration (ug/m^3)	Time	Concentration (ug/m^3)	15-Min Avg Concentration (ug/m^3)	
10:47	41.3	49.5	10:47	9.3	20.4	-
10:48	41.0	49.5	10:48	9.0	20.4	-
10:49	41.3	49.5	10:49	9.3	20.3	-
10:50	41.5	43.7	10:50	9.3	13.9	-
10:51	42.0	43.0	10:51	10.3	10.8	-
10:52	41.8	42.5	10:52	11.0	9.7	-
10:53	44.8	41.6	10:53	10.3	9.6	-
10:54	57.5	42.6	10:54	12.8	9.8	-
10:55	43.0	42.7	10:55	12.0	10.0	-
10:56	50.0	43.4	10:56	20.8	10.7	-
10:57	45.8	43.7	10:57	16.3	11.2	-
10:58	43.3	43.8	10:58	12.8	11.4	-
10:59	44.0	44.0	10:59	13.5	11.7	-
11:00	45.3	44.3	11:00	16.0	12.1	-
11:01	46.8	44.6	11:01	13.0	12.4	-
11:02	42.3	44.7	11:02	10.5	12.4	-
11:03	42.5	44.8	11:03	9.8	12.5	-
11:04	42.8	44.9	11:04	14.3	12.8	-
11:05	42.3	44.9	11:05	10.0	12.9	-
11:06	42.3	44.9	11:06	13.8	13.1	-
11:07	41.3	44.9	11:07	11.5	13.1	-
11:08	41.3	44.7	11:08	12.8	13.3	-
11:09	41.8	43.6	11:09	9.5	13.1	-
11:10	41.3	43.5	11:10	9.0	12.9	-
11:11	44.0	43.1	11:11	16.8	12.6	-
11:12	44.0	43.0	11:12	19.3	12.8	-
11:13	45.0	43.1	11:13	13.3	12.9	-
11:14	42.0	43.0	11:14	10.3	12.6	-
11:15	42.0	42.8	11:15	10.0	12.2	-
11:16	41.5	42.4	11:16	10.0	12.0	-
11:17	42.0	42.4	11:17	10.5	12.0	-
11:18	42.0	42.4	11:18	9.5	12.0	-
11:19	42.3	42.3	11:19	10.0	11.7	-
11:20	43.0	42.4	11:20	11.3	11.8	-
11:21	42.3	42.4	11:21	12.3	11.7	-
11:22	42.0	42.4	11:22	10.8	11.7	-
11:23	41.8	42.5	11:23	12.8	11.7	-
11:24	41.8	42.5	11:24	12.3	11.9	-
11:25	42.0	42.5	11:25	11.5	12.0	-
11:26	42.5	42.4	11:26	12.0	11.7	-
11:27	42.5	42.3	11:27	12.0	11.2	-
11:28	42.8	42.2	11:28	13.0	11.2	-
11:29	42.5	42.2	11:29	11.8	11.3	-
11:30	41.8	42.2	11:30	13.8	11.6	-
11:31	39.0	42.0	11:31	11.8	11.7	-
11:32	33.0	41.4	11:32	12.3	11.8	-
11:33	33.5	40.8	11:33	15.0	12.2	-
11:34	36.5	40.5	11:34	13.0	12.4	-

Grand Union Bowling Alley Site
BCP #360222
150 Westchester Avenue, Port Chester
February 8, 2025

PARTICULATE DATA						
Upwind			Downwind			Exceeds Particulate Alarm Limit
Time	Concentration (ug/m^3)	15-Min Avg Concentration (ug/m^3)	Time	Concentration (ug/m^3)	15-Min Avg Concentration (ug/m^3)	
11:35	36.8	40.0	11:35	14.0	12.5	-
11:36	36.8	39.7	11:36	14.8	12.7	-
11:37	39.0	39.5	11:37	13.8	12.9	-
11:38	39.0	39.3	11:38	12.8	12.9	-
11:39	35.5	38.9	11:39	13.8	13.0	-
11:40	35.0	38.4	11:40	13.5	13.1	-
11:41	36.3	38.0	11:41	14.3	13.3	-
11:42	36.8	37.6	11:42	12.5	13.3	-
11:43	36.3	37.2	11:43	12.3	13.3	-

Grand Union Bowling Alley Site
BCP #360222
150 Westchester Avenue, Port Chester
February 8, 2025

Saturday, February 8, 2025						
					Number of Instances Where Downwind VOCs Exceeds Upwind VOCs + 5 =	0
					Number of Comparable Data Points =	180
					Start Time:	8:29
					End Time:	11:43
PID DATA						
Upwind			Downwind			
Time	Concentration (ppm)	15-Min Avg Concentration (ppm)	Time	Concentration (ppm)	15-Min Avg Concentration (ppm)	Exceeds VOC Alarm Limit
8:29	0.0	-	8:29	0.0	-	-
8:30	0.0	-	8:30	0.0	-	-
8:31	0.0	-	8:31	0.0	-	-
8:32	0.0	-	8:32	0.0	-	-
8:33	0.0	-	8:33	0.0	-	-
8:34	0.0	-	8:34	0.0	-	-
8:35	0.0	-	8:35	0.0	-	-
8:36	0.0	-	8:36	0.0	-	-
8:37	0.0	-	8:37	0.0	-	-
8:38	0.0	-	8:38	0.0	-	-
8:39	0.0	-	8:39	0.0	-	-
8:40	0.0	-	8:40	0.0	-	-
8:41	0.0	-	8:41	0.0	-	-
8:42	0.0	-	8:42	0.0	-	-
8:43	0.0	-	8:43	0.0	-	-
8:44	0.0	0.0	8:44	0.0	0.0	-
8:45	0.0	0.0	8:45	0.0	0.0	-
8:46	0.0	0.0	8:46	0.0	0.0	-
8:47	0.0	0.0	8:47	0.0	0.0	-
8:48	0.0	0.0	8:48	0.0	0.0	-
8:49	0.0	0.0	8:49	0.0	0.0	-
8:50	0.0	0.0	8:50	0.0	0.0	-
8:51	0.0	0.0	8:51	0.0	0.0	-
8:52	0.0	0.0	8:52	0.0	0.0	-
8:53	0.0	0.0	8:53	0.0	0.0	-
8:54	0.0	0.0	8:54	0.0	0.0	-
8:55	0.0	0.0	8:55	0.0	0.0	-
8:56	0.0	0.0	8:56	0.0	0.0	-
8:57	0.0	0.0	8:57	0.0	0.0	-
8:58	0.0	0.0	8:58	0.0	0.0	-
8:59	0.0	0.0	8:59	0.0	0.0	-
9:00	0.0	0.0	9:00	0.0	0.0	-
9:01	0.0	0.0	9:01	0.0	0.0	-
9:02	0.0	0.0	9:02	0.0	0.0	-
9:03	0.0	0.0	9:03	0.0	0.0	-
9:04	0.0	0.0	9:04	0.0	0.0	-
9:05	0.0	0.0	9:05	0.0	0.0	-
9:06	0.0	0.0	9:06	0.0	0.0	-
9:07	0.0	0.0	9:07	0.0	0.0	-
9:08	0.0	0.0	9:08	0.0	0.0	-
9:09	0.0	0.0	9:09	0.0	0.0	-
9:10	0.0	0.0	9:10	0.0	0.0	-

Grand Union Bowling Alley Site
BCP #360222
150 Westchester Avenue, Port Chester
February 8, 2025

PID DATA						
Upwind			Downwind			
Time	Concentration (ppm)	15-Min Avg Concentration (ppm)	Time	Concentration (ppm)	15-Min Avg Concentration (ppm)	Exceeds VOC Alarm Limit
9:11	0.0	0.0	9:11	0.0	0.0	-
9:12	0.0	0.0	9:12	0.0	0.0	-
9:13	0.0	0.0	9:13	0.0	0.0	-
9:14	0.0	0.0	9:14	0.0	0.0	-
9:15	0.0	0.0	9:15	0.0	0.0	-
9:16	0.0	0.0	9:16	0.0	0.0	-
9:17	0.0	0.0	9:17	0.0	0.0	-
9:18	0.0	0.0	9:18	0.0	0.0	-
9:19	0.0	0.0	9:19	0.0	0.0	-
9:20	0.0	0.0	9:20	0.0	0.0	-
9:21	0.0	0.0	9:21	0.0	0.0	-
9:22	0.0	0.0	9:22	0.0	0.0	-
9:23	0.0	0.0	9:23	0.0	0.0	-
9:24	0.0	0.0	9:24	0.0	0.0	-
9:25	0.0	0.0	9:25	0.0	0.0	-
9:26	0.0	0.0	9:26	0.0	0.0	-
9:27	0.0	0.0	9:27	0.0	0.0	-
9:28	0.0	0.0	9:28	0.0	0.0	-
9:29	0.0	0.0	9:29	0.0	0.0	-
9:30	0.0	0.0	9:30	0.0	0.0	-
9:31	0.0	0.0	9:31	0.0	0.0	-
9:32	0.0	0.0	9:32	0.0	0.0	-
9:33	0.0	0.0	9:33	0.0	0.0	-
9:34	0.0	0.0	9:34	0.0	0.0	-
9:35	0.0	0.0	9:35	0.0	0.0	-
9:36	0.0	0.0	9:36	0.0	0.0	-
9:37	0.0	0.0	9:37	0.0	0.0	-
9:38	0.0	0.0	9:38	0.0	0.0	-
9:39	0.0	0.0	9:39	0.0	0.0	-
9:40	0.0	0.0	9:40	0.0	0.0	-
9:41	0.0	0.0	9:41	0.0	0.0	-
9:42	0.0	0.0	9:42	0.0	0.0	-
9:43	0.0	0.0	9:43	0.0	0.0	-
9:44	0.0	0.0	9:44	0.0	0.0	-
9:45	0.0	0.0	9:45	0.0	0.0	-
9:46	0.0	0.0	9:46	0.0	0.0	-
9:47	0.0	0.0	9:47	0.0	0.0	-
9:48	0.0	0.0	9:48	0.0	0.0	-
9:49	0.0	0.0	9:49	0.0	0.0	-
9:50	0.0	0.0	9:50	0.0	0.0	-
9:51	0.0	0.0	9:51	0.0	0.0	-
9:52	0.0	0.0	9:52	0.0	0.0	-
9:53	0.0	0.0	9:53	0.0	0.0	-
9:54	0.0	0.0	9:54	0.0	0.0	-
9:55	0.0	0.0	9:55	0.0	0.0	-
9:56	0.0	0.0	9:56	0.0	0.0	-
9:57	0.0	0.0	9:57	0.0	0.0	-
9:58	0.0	0.0	9:58	0.0	0.0	-

Grand Union Bowling Alley Site
BCP #360222
150 Westchester Avenue, Port Chester
February 8, 2025

PID DATA						
Upwind			Downwind			
Time	Concentration (ppm)	15-Min Avg Concentration (ppm)	Time	Concentration (ppm)	15-Min Avg Concentration (ppm)	Exceeds VOC Alarm Limit
9:59	0.0	0.0	9:59	0.0	0.0	-
10:00	0.0	0.0	10:00	0.0	0.0	-
10:01	0.0	0.0	10:01	0.0	0.0	-
10:02	0.0	0.0	10:02	0.0	0.0	-
10:03	0.0	0.0	10:03	0.0	0.0	-
10:04	0.0	0.0	10:04	0.0	0.0	-
10:05	0.0	0.0	10:05	0.0	0.0	-
10:06	0.0	0.0	10:06	0.0	0.0	-
10:07	0.0	0.0	10:07	0.0	0.0	-
10:08	0.0	0.0	10:08	0.0	0.0	-
10:09	0.0	0.0	10:09	0.0	0.0	-
10:10	0.0	0.0	10:10	0.0	0.0	-
10:11	0.0	0.0	10:11	0.0	0.0	-
10:12	0.0	0.0	10:12	0.0	0.0	-
10:13	0.0	0.0	10:13	0.0	0.0	-
10:14	0.0	0.0	10:14	0.0	0.0	-
10:15	0.0	0.0	10:15	0.0	0.0	-
10:16	0.0	0.0	10:16	0.0	0.0	-
10:17	0.0	0.0	10:17	0.0	0.0	-
10:18	0.0	0.0	10:18	0.0	0.0	-
10:19	0.0	0.0	10:19	0.0	0.0	-
10:20	0.0	0.0	10:20	0.0	0.0	-
10:21	0.0	0.0	10:21	0.0	0.0	-
10:22	0.0	0.0	10:22	0.0	0.0	-
10:23	0.0	0.0	10:23	0.0	0.0	-
10:24	0.0	0.0	10:24	0.0	0.0	-
10:25	0.0	0.0	10:25	0.0	0.0	-
10:26	0.0	0.0	10:26	0.0	0.0	-
10:27	0.0	0.0	10:27	0.0	0.0	-
10:28	0.0	0.0	10:28	0.0	0.0	-
10:29	0.0	0.0	10:29	0.0	0.0	-
10:30	0.0	0.0	10:30	0.0	0.0	-
10:31	0.0	0.0	10:31	0.0	0.0	-
10:32	0.0	0.0	10:32	0.0	0.0	-
10:33	0.0	0.0	10:33	0.0	0.0	-
10:34	0.0	0.0	10:34	0.0	0.0	-
10:35	0.0	0.0	10:35	0.0	0.0	-
10:36	0.0	0.0	10:36	0.0	0.0	-
10:37	0.0	0.0	10:37	0.0	0.0	-
10:38	0.0	0.0	10:38	0.0	0.0	-
10:39	0.0	0.0	10:39	0.0	0.0	-
10:40	0.0	0.0	10:40	0.0	0.0	-
10:41	0.0	0.0	10:41	0.0	0.0	-
10:42	0.0	0.0	10:42	0.0	0.0	-
10:43	0.0	0.0	10:43	0.0	0.0	-
10:44	0.0	0.0	10:44	0.0	0.0	-
10:45	0.0	0.0	10:45	0.0	0.0	-
10:46	0.0	0.0	10:46	0.0	0.0	-

Grand Union Bowling Alley Site
BCP #360222
150 Westchester Avenue, Port Chester
February 8, 2025

PID DATA						
Upwind			Downwind			
Time	Concentration (ppm)	15-Min Avg Concentration (ppm)	Time	Concentration (ppm)	15-Min Avg Concentration (ppm)	Exceeds VOC Alarm Limit
10:47	0.0	0.0	10:47	0.0	0.0	-
10:48	0.0	0.0	10:48	0.0	0.0	-
10:49	0.0	0.0	10:49	0.0	0.0	-
10:50	0.0	0.0	10:50	0.0	0.0	-
10:51	0.0	0.0	10:51	0.0	0.0	-
10:52	0.0	0.0	10:52	0.0	0.0	-
10:53	0.0	0.0	10:53	0.0	0.0	-
10:54	0.0	0.0	10:54	0.0	0.0	-
10:55	0.0	0.0	10:55	0.0	0.0	-
10:56	0.0	0.0	10:56	0.0	0.0	-
10:57	0.0	0.0	10:57	0.0	0.0	-
10:58	0.0	0.0	10:58	0.0	0.0	-
10:59	0.0	0.0	10:59	0.0	0.0	-
11:00	0.0	0.0	11:00	0.0	0.0	-
11:01	0.0	0.0	11:01	0.0	0.0	-
11:02	0.0	0.0	11:02	0.0	0.0	-
11:03	0.0	0.0	11:03	0.0	0.0	-
11:04	0.0	0.0	11:04	0.0	0.0	-
11:05	0.0	0.0	11:05	0.0	0.0	-
11:06	0.0	0.0	11:06	0.0	0.0	-
11:07	0.0	0.0	11:07	0.0	0.0	-
11:08	0.0	0.0	11:08	0.0	0.0	-
11:09	0.0	0.0	11:09	0.0	0.0	-
11:10	0.0	0.0	11:10	0.0	0.0	-
11:11	0.0	0.0	11:11	0.0	0.0	-
11:12	0.0	0.0	11:12	0.0	0.0	-
11:13	0.0	0.0	11:13	0.0	0.0	-
11:14	0.0	0.0	11:14	0.0	0.0	-
11:15	0.0	0.0	11:15	0.0	0.0	-
11:16	0.0	0.0	11:16	0.0	0.0	-
11:17	0.0	0.0	11:17	0.0	0.0	-
11:18	0.0	0.0	11:18	0.0	0.0	-
11:19	0.0	0.0	11:19	0.0	0.0	-
11:20	0.0	0.0	11:20	0.0	0.0	-
11:21	0.0	0.0	11:21	0.0	0.0	-
11:22	0.0	0.0	11:22	0.0	0.0	-
11:23	0.0	0.0	11:23	0.0	0.0	-
11:24	0.0	0.0	11:24	0.0	0.0	-
11:25	0.0	0.0	11:25	0.0	0.0	-
11:26	0.0	0.0	11:26	0.0	0.0	-
11:27	0.0	0.0	11:27	0.0	0.0	-
11:28	0.0	0.0	11:28	0.0	0.0	-
11:29	0.0	0.0	11:29	0.0	0.0	-
11:30	0.0	0.0	11:30	0.0	0.0	-
11:31	0.0	0.0	11:31	0.0	0.0	-
11:32	0.0	0.0	11:32	0.0	0.0	-
11:33	0.0	0.0	11:33	0.0	0.0	-
11:34	0.0	0.0	11:34	0.0	0.0	-

Grand Union Bowling Alley Site
BCP #360222
150 Westchester Avenue, Port Chester
February 8, 2025

PID DATA						
Upwind			Downwind			
Time	Concentration (ppm)	15-Min Avg Concentration (ppm)	Time	Concentration (ppm)	15-Min Avg Concentration (ppm)	Exceeds VOC Alarm Limit
11:35	0.0	0.0	11:35	0.0	0.0	-
11:36	0.0	0.0	11:36	0.0	0.0	-
11:37	0.0	0.0	11:37	0.0	0.0	-
11:38	0.0	0.0	11:38	0.0	0.0	-
11:39	0.0	0.0	11:39	0.0	0.0	-
11:40	0.0	0.0	11:40	0.0	0.0	-
11:41	0.0	0.0	11:41	0.0	0.0	-
11:42	0.0	0.0	11:42	0.0	0.0	-
11:43	0.0	0.0	11:43	0.0	0.0	-

SESI CONSULTING ENGINEERS

959 US-46 Floor 3, Suite 300 - Parsippany-Troy Hills, NJ

DAILY AIR MONITORING REPORT
150 Westchester Avenue
Port Chester, New York

02/10/2025

Rev. No. 0 | Page 1 of 2

Project Number: 11895A

Dust Action Level: 150 µg/m^3

VOC Action Level: 5 ppm

Weather Data Range for Work Day		Wind Direction	NW	Relative Humidity (%)	51.0 - 68.0	Daily Rain Total (in)	0.00	Readings in the summary table and graphs below are the reported downwind concentrations.
Temperature (°F)	29.0 - 37.0	Wind Speed (MPH)	1.8 - 7.0	Barometer (inHg)	30.30 - 30.40	Avg. Dew Point Temp (°F)	21.0	

Station Location	Daily Avg. Dust Concentration (µg/m^3)	Max 15-Min Dust Concentration (µg/m^3)	Time of Max Dust Reading	Daily Avg. VOC Concentration (ppm)	Max 15-Min VOC Concentration (ppm)	Time of Max VOC Reading
Upwind	17.7	33.3	15:05	0.0	0.0	8:34
Downwind	44.1	57.0	15:09	0.0	0.0	8:34

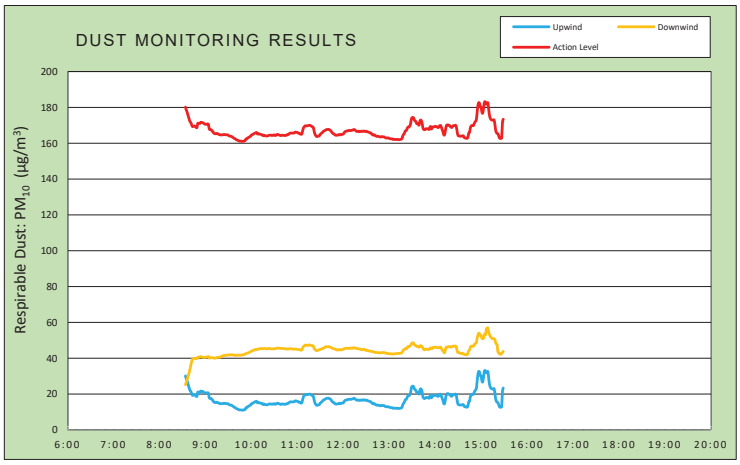

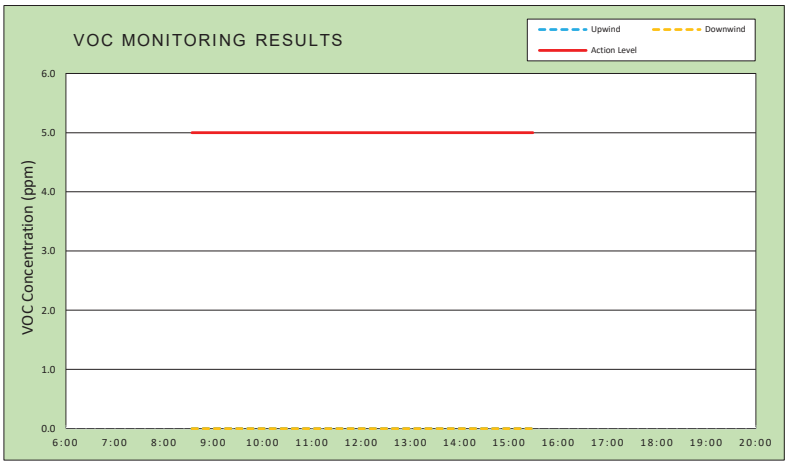

Air Monitoring Notes:

Weather Notes:

EMILCOTT
A Triumvirate Environmental Company

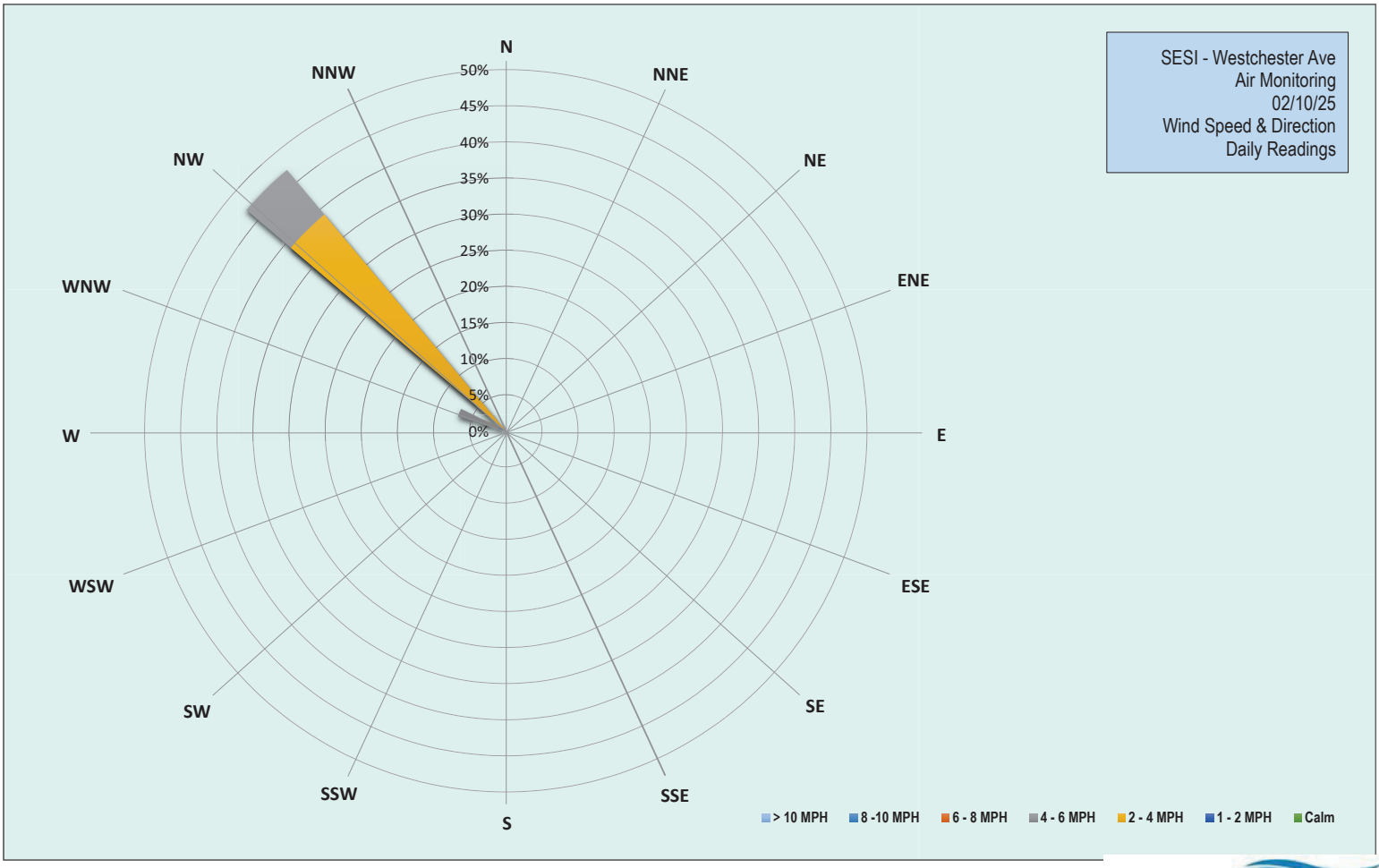

EMILCOTT
A Triumvirate Environmental Company

Grand Union Bowling Alley Site
BCP #360222
150 Westchester Avenue, Port Chester
February 10, 2025

Monday, February 10, 2025	
Number of Instances Where Downwind Particulates Exceeds Upwind Particulate + 150 =	0
Number of Comparable Data Points =	416
Start Time:	8:19
End Time:	15:29

PARTICULATE DATA

Upwind			Downwind			
Time	Concentration (ug/m^3)	15-Min Avg Concentration (ug/m^3)	Time	Concentration (ug/m^3)	15-Min Avg Concentration (ug/m^3)	Exceeds Particulate Alarm Limit
8:19	18.3	-	8:19	18.3	-	-
8:20	40.0	-	8:20	19.5	-	-
8:21	40.0	-	8:21	17.8	-	-
8:22	39.0	-	8:22	16.0	-	-
8:23	37.3	-	8:23	16.3	-	-
8:24	37.5	-	8:24	15.8	-	-
8:25	38.0	-	8:25	16.8	-	-
8:26	36.5	-	8:26	15.8	-	-
8:27	36.3	-	8:27	14.8	-	-
8:28	37.5	-	8:28	17.0	-	-
8:29	17.5	-	8:29	37.8	-	-
8:30	15.3	-	8:30	35.8	-	-
8:31	15.3	-	8:31	36.8	-	-
8:32	21.8	-	8:32	39.8	-	-
8:33	23.0	-	8:33	40.8	-	-
8:34	17.5	30.2	8:34	38.5	25.3	-
8:35	17.3	28.6	8:35	39.5	26.6	-
8:36	23.5	27.5	8:36	38.5	28.0	-
8:37	16.5	26.0	8:37	38.3	29.5	-
8:38	16.0	24.6	8:38	37.5	30.9	-
8:39	15.5	23.2	8:39	37.0	32.3	-
8:40	21.0	22.0	8:40	45.3	34.2	-
8:41	28.3	21.5	8:41	45.3	36.2	-
8:42	19.5	20.4	8:42	41.8	38.0	-
8:43	22.0	19.3	8:43	40.8	39.5	-
8:44	18.0	19.4	8:44	39.8	39.7	-
8:45	17.8	19.5	8:45	38.5	39.9	-
8:46	16.5	19.6	8:46	39.0	40.0	-
8:47	17.3	19.3	8:47	39.3	40.0	-
8:48	14.3	18.7	8:48	38.5	39.8	-
8:49	18.0	18.8	8:49	37.8	39.8	-
8:50	53.3	21.2	8:50	51.0	40.5	-
8:51	22.8	21.1	8:51	40.3	40.7	-
8:52	15.8	21.1	8:52	38.0	40.6	-
8:53	16.0	21.1	8:53	39.5	40.8	-
8:54	25.8	21.7	8:54	39.8	41.0	-
8:55	18.0	21.5	8:55	42.5	40.8	-
8:56	28.3	21.5	8:56	43.3	40.6	-
8:57	17.0	21.4	8:57	40.5	40.6	-
8:58	16.8	21.0	8:58	40.5	40.5	-
8:59	14.8	20.8	8:59	39.3	40.5	-

Grand Union Bowling Alley Site
BCP #360222
150 Westchester Avenue, Port Chester
February 10, 2025

PARTICULATE DATA						
Upwind			Downwind			Exceeds Particulate Alarm Limit
Time	Concentration (ug/m^3)	15-Min Avg Concentration (ug/m^3)	Time	Concentration (ug/m^3)	15-Min Avg Concentration (ug/m^3)	
9:00	14.0	20.6	9:00	39.3	40.6	-
9:01	18.0	20.7	9:01	39.0	40.6	-
9:02	16.8	20.6	9:02	41.3	40.7	-
9:03	16.5	20.8	9:03	41.0	40.9	-
9:04	14.8	20.6	9:04	39.8	41.0	-
9:05	15.0	18.0	9:05	39.3	40.2	-
9:06	16.5	17.6	9:06	40.0	40.2	-
9:07	15.5	17.6	9:07	39.8	40.3	-
9:08	13.3	17.4	9:08	39.0	40.3	-
9:09	14.3	16.6	9:09	41.3	40.4	-
9:10	15.0	16.4	9:10	41.3	40.3	-
9:11	15.5	15.6	9:11	40.5	40.1	-
9:12	15.0	15.4	9:12	39.5	40.0	-
9:13	14.8	15.3	9:13	42.0	40.1	-
9:14	14.3	15.3	9:14	41.0	40.3	-
9:15	17.5	15.5	9:15	41.5	40.4	-
9:16	15.0	15.3	9:16	41.5	40.6	-
9:17	14.3	15.1	9:17	41.0	40.6	-
9:18	11.5	14.8	9:18	40.3	40.5	-
9:19	13.5	14.7	9:19	40.8	40.6	-
9:20	15.0	14.7	9:20	42.5	40.8	-
9:21	15.0	14.6	9:21	43.3	41.0	-
9:22	16.0	14.7	9:22	41.8	41.1	-
9:23	16.0	14.8	9:23	43.3	41.4	-
9:24	13.3	14.8	9:24	42.8	41.5	-
9:25	16.8	14.9	9:25	41.8	41.6	-
9:26	13.5	14.8	9:26	41.3	41.6	-
9:27	14.3	14.7	9:27	40.8	41.7	-
9:28	14.8	14.7	9:28	42.8	41.7	-
9:29	14.5	14.7	9:29	42.0	41.8	-
9:30	12.5	14.4	9:30	42.3	41.9	-
9:31	11.3	14.1	9:31	41.3	41.8	-
9:32	11.0	13.9	9:32	41.5	41.9	-
9:33	11.8	13.9	9:33	41.0	41.9	-
9:34	11.5	13.8	9:34	42.3	42.0	-
9:35	11.0	13.5	9:35	41.3	41.9	-
9:36	10.8	13.3	9:36	41.3	41.8	-
9:37	10.5	12.9	9:37	41.6	41.8	-
9:38	12.0	12.6	9:38	42.0	41.7	-
9:39	10.8	12.5	9:39	41.6	41.6	-
9:40	10.5	12.0	9:40	42.0	41.6	-
9:41	10.8	11.9	9:41	42.0	41.7	-
9:42	11.8	11.7	9:42	42.2	41.8	-
9:43	11.5	11.5	9:43	42.0	41.7	-
9:44	11.3	11.3	9:44	42.2	41.8	-
9:45	11.0	11.2	9:45	41.8	41.7	-
9:46	11.3	11.2	9:46	41.6	41.8	-
9:47	11.0	11.2	9:47	42.0	41.8	-

Grand Union Bowling Alley Site
BCP #360222
150 Westchester Avenue, Port Chester
February 10, 2025

PARTICULATE DATA						
Upwind			Downwind			Exceeds Particulate Alarm Limit
Time	Concentration (ug/m^3)	15-Min Avg Concentration (ug/m^3)	Time	Concentration (ug/m^3)	15-Min Avg Concentration (ug/m^3)	
9:48	11.0	11.1	9:48	42.4	41.9	-
9:49	10.5	11.0	9:49	43.0	41.9	-
9:50	12.8	11.2	9:50	43.6	42.1	-
9:51	13.0	11.3	9:51	42.6	42.2	-
9:52	12.8	11.5	9:52	43.4	42.3	-
9:53	27.0	12.5	9:53	47.6	42.7	-
9:54	11.0	12.5	9:54	43.2	42.8	-
9:55	15.5	12.8	9:55	44.2	42.9	-
9:56	16.8	13.2	9:56	44.2	43.1	-
9:57	14.8	13.4	9:57	43.8	43.2	-
9:58	15.8	13.7	9:58	46.4	43.5	-
9:59	15.0	13.9	9:59	45.8	43.7	-
10:00	20.5	14.6	10:00	45.6	44.0	-
10:01	13.3	14.7	10:01	44.8	44.2	-
10:02	16.0	15.0	10:02	43.8	44.3	-
10:03	13.5	15.2	10:03	45.2	44.5	-
10:04	15.3	15.5	10:04	46.2	44.7	-
10:05	15.8	15.7	10:05	44.8	44.8	-
10:06	15.5	15.9	10:06	45.2	44.9	-
10:07	14.5	16.0	10:07	44.0	45.0	-
10:08	13.5	15.1	10:08	45.2	44.8	-
10:09	15.0	15.4	10:09	47.2	45.1	-
10:10	13.3	15.2	10:10	46.4	45.2	-
10:11	14.0	15.0	10:11	45.0	45.3	-
10:12	14.3	15.0	10:12	46.6	45.5	-
10:13	13.3	14.8	10:13	45.4	45.4	-
10:14	13.3	14.7	10:14	44.8	45.3	-
10:15	13.3	14.2	10:15	45.6	45.3	-
10:16	18.3	14.6	10:16	45.4	45.4	-
10:17	11.5	14.3	10:17	44.8	45.5	-
10:18	13.3	14.3	10:18	45.0	45.4	-
10:19	12.5	14.1	10:19	44.0	45.3	-
10:20	15.5	14.1	10:20	44.8	45.3	-
10:21	15.8	14.1	10:21	45.0	45.3	-
10:22	17.0	14.2	10:22	45.8	45.4	-
10:23	16.5	14.4	10:23	46.4	45.5	-
10:24	16.3	14.5	10:24	45.6	45.4	-
10:25	12.8	14.5	10:25	45.4	45.3	-
10:26	13.5	14.5	10:26	44.8	45.3	-
10:27	12.3	14.3	10:27	45.4	45.2	-
10:28	15.3	14.5	10:28	45.2	45.2	-
10:29	15.0	14.6	10:29	46.4	45.3	-
10:30	14.5	14.7	10:30	46.4	45.4	-
10:31	12.8	14.3	10:31	45.2	45.3	-
10:32	13.8	14.4	10:32	46.0	45.4	-
10:33	17.5	14.7	10:33	47.0	45.6	-
10:34	15.8	14.9	10:34	46.0	45.7	-
10:35	13.5	14.8	10:35	44.6	45.7	-

Grand Union Bowling Alley Site
BCP #360222
150 Westchester Avenue, Port Chester
February 10, 2025

PARTICULATE DATA						
Upwind			Downwind			Exceeds Particulate Alarm Limit
Time	Concentration (ug/m^3)	15-Min Avg Concentration (ug/m^3)	Time	Concentration (ug/m^3)	15-Min Avg Concentration (ug/m^3)	
10:36	13.0	14.6	10:36	45.0	45.7	-
10:37	15.3	14.5	10:37	44.8	45.6	-
10:38	14.3	14.4	10:38	44.6	45.5	-
10:39	15.3	14.3	10:39	45.6	45.5	-
10:40	15.8	14.5	10:40	45.6	45.5	-
10:41	12.8	14.4	10:41	44.4	45.5	-
10:42	12.3	14.4	10:42	44.2	45.4	-
10:43	13.3	14.3	10:43	44.6	45.4	-
10:44	16.3	14.4	10:44	46.4	45.4	-
10:45	14.0	14.4	10:45	44.2	45.2	-
10:46	15.5	14.5	10:46	44.8	45.2	-
10:47	18.0	14.8	10:47	45.2	45.1	-
10:48	16.8	14.8	10:48	47.2	45.1	-
10:49	22.3	15.2	10:49	47.8	45.3	-
10:50	17.3	15.5	10:50	45.0	45.3	-
10:51	16.8	15.7	10:51	45.6	45.3	-
10:52	14.3	15.6	10:52	44.0	45.3	-
10:53	14.8	15.7	10:53	43.8	45.2	-
10:54	15.0	15.7	10:54	44.6	45.2	-
10:55	16.5	15.7	10:55	44.8	45.1	-
10:56	13.3	15.7	10:56	43.2	45.0	-
10:57	18.3	16.1	10:57	45.8	45.1	-
10:58	14.8	16.2	10:58	45.2	45.2	-
10:59	13.5	16.1	10:59	44.0	45.0	-
11:00	13.5	16.0	11:00	43.6	45.0	-
11:01	12.5	15.8	11:01	43.4	44.9	-
11:02	13.3	15.5	11:02	45.4	44.9	-
11:03	16.8	15.5	11:03	45.4	44.8	-
11:04	16.5	15.1	11:04	45.0	44.6	-
11:05	15.8	15.0	11:05	44.6	44.6	-
11:06	18.8	15.2	11:06	47.4	44.7	-
11:07	42.0	17.0	11:07	63.2	46.0	-
11:08	36.5	18.5	11:08	52.4	46.5	-
11:09	25.8	19.2	11:09	50.0	46.9	-
11:10	22.8	19.6	11:10	50.4	47.3	-
11:11	16.0	19.8	11:11	44.8	47.4	-
11:12	17.0	19.7	11:12	44.2	47.3	-
11:13	15.8	19.8	11:13	44.2	47.2	-
11:14	14.0	19.8	11:14	44.2	47.2	-
11:15	16.3	20.0	11:15	46.2	47.4	-
11:16	12.8	20.0	11:16	44.0	47.4	-
11:17	12.3	19.9	11:17	43.4	47.3	-
11:18	12.8	19.7	11:18	43.8	47.2	-
11:19	12.0	19.4	11:19	43.4	47.1	-
11:20	12.5	19.1	11:20	44.0	47.0	-
11:21	12.8	18.7	11:21	43.6	46.8	-
11:22	13.0	16.8	11:22	44.4	45.5	-
11:23	12.5	15.2	11:23	44.0	45.0	-

Grand Union Bowling Alley Site
BCP #360222
150 Westchester Avenue, Port Chester
February 10, 2025

PARTICULATE DATA						
Upwind			Downwind			Exceeds Particulate Alarm Limit
Time	Concentration (ug/m^3)	15-Min Avg Concentration (ug/m^3)	Time	Concentration (ug/m^3)	15-Min Avg Concentration (ug/m^3)	
11:24	13.8	14.4	11:24	45.0	44.6	-
11:25	14.3	13.8	11:25	45.0	44.3	-
11:26	15.0	13.8	11:26	45.0	44.3	-
11:27	19.3	13.9	11:27	46.6	44.5	-
11:28	17.0	14.0	11:28	47.4	44.7	-
11:29	17.8	14.3	11:29	46.2	44.8	-
11:30	27.3	15.0	11:30	47.6	44.9	-
11:31	18.5	15.4	11:31	46.8	45.1	-
11:32	18.3	15.8	11:32	46.8	45.3	-
11:33	16.8	16.0	11:33	46.2	45.5	-
11:34	20.8	16.6	11:34	45.0	45.6	-
11:35	16.3	16.9	11:35	45.8	45.7	-
11:36	15.5	17.1	11:36	51.6	46.2	-
11:37	17.8	17.4	11:37	46.8	46.4	-
11:38	15.8	17.6	11:38	44.8	46.4	-
11:39	15.5	17.7	11:39	44.2	46.4	-
11:40	13.5	17.7	11:40	44.8	46.4	-
11:41	16.3	17.7	11:41	46.4	46.5	-
11:42	16.0	17.5	11:42	45.8	46.4	-
11:43	12.3	17.2	11:43	43.4	46.1	-
11:44	13.8	16.9	11:44	43.8	46.0	-
11:45	15.0	16.1	11:45	44.6	45.8	-
11:46	12.3	15.7	11:46	43.6	45.6	-
11:47	12.8	15.3	11:47	43.8	45.4	-
11:48	15.3	15.2	11:48	44.8	45.3	-
11:49	13.3	14.7	11:49	44.0	45.2	-
11:50	13.0	14.5	11:50	44.0	45.1	-
11:51	14.5	14.5	11:51	45.2	44.7	-
11:52	19.0	14.5	11:52	46.6	44.7	-
11:53	16.3	14.6	11:53	44.6	44.6	-
11:54	16.8	14.7	11:54	44.8	44.7	-
11:55	18.3	15.0	11:55	47.2	44.8	-
11:56	13.5	14.8	11:56	45.4	44.8	-
11:57	15.0	14.7	11:57	44.0	44.7	-
11:58	15.3	14.9	11:58	45.6	44.8	-
11:59	15.8	15.1	11:59	45.6	44.9	-
12:00	15.5	15.1	12:00	45.6	45.0	-
12:01	20.8	15.7	12:01	47.6	45.3	-
12:02	23.3	16.4	12:02	47.4	45.5	-
12:03	18.5	16.6	12:03	45.8	45.6	-
12:04	16.0	16.8	12:04	44.3	45.6	-
12:05	13.5	16.8	12:05	44.0	45.6	-
12:06	18.8	17.1	12:06	45.5	45.6	-
12:07	18.3	17.0	12:07	44.5	45.5	-
12:08	18.0	17.1	12:08	45.5	45.5	-
12:09	17.0	17.2	12:09	48.8	45.8	-
12:10	17.0	17.1	12:10	44.5	45.6	-
12:11	15.3	17.2	12:11	45.8	45.6	-

Grand Union Bowling Alley Site
BCP #360222
150 Westchester Avenue, Port Chester
February 10, 2025

PARTICULATE DATA						
Upwind			Downwind			Exceeds Particulate Alarm Limit
Time	Concentration (ug/m^3)	15-Min Avg Concentration (ug/m^3)	Time	Concentration (ug/m^3)	15-Min Avg Concentration (ug/m^3)	
12:12	17.3	17.3	12:12	44.5	45.7	-
12:13	17.0	17.5	12:13	44.5	45.6	-
12:14	19.3	17.7	12:14	51.3	46.0	-
12:15	12.5	17.5	12:15	43.0	45.8	-
12:16	15.0	17.1	12:16	45.5	45.6	-
12:17	18.3	16.8	12:17	45.8	45.5	-
12:18	16.0	16.6	12:18	44.0	45.4	-
12:19	16.0	16.6	12:19	43.3	45.4	-
12:20	16.0	16.8	12:20	44.0	45.4	-
12:21	14.3	16.5	12:21	43.5	45.2	-
12:22	19.8	16.6	12:22	43.0	45.1	-
12:23	18.5	16.6	12:23	43.5	45.0	-
12:24	20.0	16.8	12:24	45.3	44.8	-
12:25	13.8	16.6	12:25	45.5	44.8	-
12:26	17.3	16.7	12:26	48.8	45.0	-
12:27	18.5	16.8	12:27	44.0	45.0	-
12:28	15.8	16.7	12:28	44.0	45.0	-
12:29	15.5	16.5	12:29	43.5	44.4	-
12:30	15.5	16.7	12:30	45.5	44.6	-
12:31	13.5	16.6	12:31	43.3	44.5	-
12:32	14.3	16.3	12:32	42.8	44.3	-
12:33	14.0	16.2	12:33	43.3	44.2	-
12:34	14.0	16.0	12:34	42.5	44.2	-
12:35	12.8	15.8	12:35	41.5	44.0	-
12:36	13.0	15.7	12:36	42.3	43.9	-
12:37	12.5	15.3	12:37	42.5	43.9	-
12:38	12.8	14.9	12:38	41.8	43.8	-
12:39	14.5	14.5	12:39	43.5	43.6	-
12:40	17.3	14.7	12:40	44.8	43.6	-
12:41	14.5	14.6	12:41	43.3	43.2	-
12:42	13.5	14.2	12:42	45.5	43.3	-
12:43	12.3	14.0	12:43	43.0	43.3	-
12:44	13.0	13.8	12:44	42.8	43.2	-
12:45	16.3	13.9	12:45	44.3	43.1	-
12:46	12.8	13.8	12:46	43.0	43.1	-
12:47	12.3	13.7	12:47	42.0	43.1	-
12:48	12.3	13.6	12:48	43.3	43.1	-
12:49	12.5	13.5	12:49	42.5	43.1	-
12:50	16.3	13.7	12:50	43.8	43.2	-
12:51	12.0	13.6	12:51	42.3	43.2	-
12:52	12.0	13.6	12:52	41.8	43.2	-
12:53	12.5	13.6	12:53	42.5	43.2	-
12:54	12.0	13.4	12:54	42.0	43.1	-
12:55	12.3	13.1	12:55	42.5	43.0	-
12:56	12.0	12.9	12:56	42.3	42.9	-
12:57	14.0	13.0	12:57	42.3	42.7	-
12:58	13.0	13.0	12:58	43.0	42.7	-
12:59	12.3	13.0	12:59	42.5	42.7	-

Grand Union Bowling Alley Site
BCP #360222
150 Westchester Avenue, Port Chester
February 10, 2025

PARTICULATE DATA						
Upwind			Downwind			Exceeds Particulate Alarm Limit
Time	Concentration (ug/m^3)	15-Min Avg Concentration (ug/m^3)	Time	Concentration (ug/m^3)	15-Min Avg Concentration (ug/m^3)	
13:00	12.0	12.7	13:00	43.0	42.6	-
13:01	11.3	12.6	13:01	41.5	42.5	-
13:02	11.3	12.5	13:02	42.5	42.5	-
13:03	11.3	12.4	13:03	42.5	42.5	-
13:04	12.5	12.4	13:04	42.5	42.5	-
13:05	11.5	12.1	13:05	42.5	42.4	-
13:06	12.3	12.1	13:06	43.0	42.4	-
13:07	12.3	12.2	13:07	43.3	42.5	-
13:08	12.3	12.1	13:08	43.3	42.6	-
13:09	11.0	12.1	13:09	42.3	42.6	-
13:10	12.8	12.1	13:10	42.5	42.6	-
13:11	13.3	12.2	13:11	44.3	42.7	-
13:12	11.3	12.0	13:12	42.8	42.8	-
13:13	12.8	12.0	13:13	42.3	42.7	-
13:14	13.3	12.1	13:14	43.0	42.7	-
13:15	13.8	12.2	13:15	44.5	42.8	-
13:16	13.0	12.3	13:16	43.8	43.0	-
13:17	20.5	12.9	13:17	47.5	43.3	-
13:18	31.8	14.3	13:18	57.3	44.3	-
13:19	23.5	15.0	13:19	47.3	44.6	-
13:20	21.3	15.7	13:20	47.3	44.9	-
13:21	29.8	16.8	13:21	50.0	45.4	-
13:22	15.3	17.0	13:22	42.8	45.4	-
13:23	21.0	17.6	13:23	43.5	45.4	-
13:24	26.8	18.7	13:24	54.5	46.2	-
13:25	20.0	19.1	13:25	49.0	46.6	-
13:26	13.8	19.2	13:26	42.5	46.5	-
13:27	19.3	19.7	13:27	47.5	46.8	-
13:28	29.8	20.8	13:28	48.0	47.2	-
13:29	52.0	23.4	13:29	54.8	48.0	-
13:30	26.5	24.3	13:30	52.0	48.5	-
13:31	15.3	24.4	13:31	46.0	48.7	-
13:32	16.3	24.1	13:32	43.0	48.4	-
13:33	13.0	22.9	13:33	42.5	47.4	-
13:34	17.3	22.5	13:34	45.3	47.2	-
13:35	14.5	22.0	13:35	44.0	47.0	-
13:36	13.3	20.9	13:36	43.3	46.6	-
13:37	17.3	21.1	13:37	43.0	46.6	-
13:38	15.8	20.7	13:38	43.3	46.6	-
13:39	16.3	20.0	13:39	47.8	46.1	-
13:40	50.5	22.0	13:40	56.5	46.6	-
13:41	28.0	23.0	13:41	49.8	47.1	-
13:42	13.5	22.6	13:42	43.5	46.8	-
13:43	12.5	21.5	13:43	42.8	46.5	-
13:44	11.5	18.8	13:44	43.3	45.7	-
13:45	12.0	17.8	13:45	41.8	45.0	-
13:46	12.0	17.6	13:46	41.8	44.8	-
13:47	17.0	17.6	13:47	44.3	44.8	-

Grand Union Bowling Alley Site
BCP #360222
150 Westchester Avenue, Port Chester
February 10, 2025

PARTICULATE DATA						
Upwind			Downwind			Exceeds Particulate Alarm Limit
Time	Concentration (ug/m^3)	15-Min Avg Concentration (ug/m^3)	Time	Concentration (ug/m^3)	15-Min Avg Concentration (ug/m^3)	
13:48	19.5	18.1	13:48	46.8	45.1	-
13:49	18.3	18.1	13:49	45.0	45.1	-
13:50	13.3	18.0	13:50	42.3	45.0	-
13:51	12.5	18.0	13:51	42.3	44.9	-
13:52	12.3	17.7	13:52	42.5	44.9	-
13:53	27.3	18.4	13:53	49.0	45.3	-
13:54	31.3	19.4	13:54	56.5	45.9	-
13:55	27.8	17.9	13:55	49.8	45.4	-
13:56	36.0	18.4	13:56	48.3	45.3	-
13:57	23.3	19.1	13:57	54.3	46.0	-
13:58	13.3	19.1	13:58	42.8	46.0	-
13:59	13.3	19.3	13:59	43.8	46.1	-
14:00	14.0	19.4	14:00	44.0	46.2	-
14:01	12.8	19.4	14:01	41.8	46.2	-
14:02	12.0	19.1	14:02	41.5	46.0	-
14:03	18.5	19.0	14:03	45.0	45.9	-
14:04	13.3	18.7	14:04	44.0	45.8	-
14:05	21.8	19.3	14:05	43.8	45.9	-
14:06	19.8	19.8	14:06	46.0	46.2	-
14:07	15.8	20.0	14:07	42.5	46.2	-
14:08	15.5	19.2	14:08	42.0	45.7	-
14:09	11.8	17.9	14:09	42.5	44.8	-
14:10	12.0	16.9	14:10	42.3	44.3	-
14:11	11.0	15.2	14:11	41.0	43.8	-
14:12	12.5	14.5	14:12	42.0	43.0	-
14:13	33.3	15.8	14:13	57.0	43.9	-
14:14	52.5	18.4	14:14	71.3	45.8	-
14:15	38.8	20.1	14:15	51.3	46.3	-
14:16	14.3	20.2	14:16	42.0	46.3	-
14:17	13.5	20.3	14:17	42.5	46.3	-
14:18	13.5	19.9	14:18	48.5	46.6	-
14:19	12.3	19.9	14:19	42.8	46.5	-
14:20	12.8	19.3	14:20	42.0	46.4	-
14:21	14.5	18.9	14:21	42.8	46.2	-
14:22	14.0	18.8	14:22	47.3	46.5	-
14:23	26.0	19.5	14:23	44.3	46.6	-
14:24	16.3	19.8	14:24	44.5	46.8	-
14:25	12.8	19.9	14:25	42.0	46.7	-
14:26	11.8	19.9	14:26	41.3	46.8	-
14:27	14.5	20.0	14:27	42.3	46.8	-
14:28	12.5	18.7	14:28	41.8	45.8	-
14:29	13.3	16.0	14:29	42.0	43.8	-
14:30	12.8	14.3	14:30	42.0	43.2	-
14:31	11.3	14.1	14:31	41.3	43.1	-
14:32	11.5	14.0	14:32	41.5	43.1	-
14:33	13.3	14.0	14:33	43.3	42.7	-
14:34	11.8	13.9	14:34	42.3	42.7	-
14:35	14.5	14.0	14:35	42.5	42.7	-

Grand Union Bowling Alley Site
BCP #360222
150 Westchester Avenue, Port Chester
February 10, 2025

PARTICULATE DATA						
Upwind			Downwind			Exceeds Particulate Alarm Limit
Time	Concentration (ug/m^3)	15-Min Avg Concentration (ug/m^3)	Time	Concentration (ug/m^3)	15-Min Avg Concentration (ug/m^3)	
14:36	16.3	14.2	14:36	43.5	42.8	-
14:37	13.3	14.1	14:37	42.3	42.4	-
14:38	12.8	13.2	14:38	41.5	42.3	-
14:39	12.3	13.0	14:39	41.5	42.1	-
14:40	11.5	12.9	14:40	41.8	42.0	-
14:41	11.0	12.8	14:41	41.0	42.0	-
14:42	12.8	12.7	14:42	41.3	42.0	-
14:43	27.0	13.7	14:43	57.0	43.0	-
14:44	44.5	15.8	14:44	61.8	44.3	-
14:45	16.5	16.0	14:45	47.5	44.7	-
14:46	47.5	18.4	14:46	63.5	46.1	-
14:47	28.3	19.5	14:47	48.8	46.6	-
14:48	18.3	19.9	14:48	46.0	46.8	-
14:49	12.3	19.9	14:49	41.3	46.7	-
14:50	13.0	19.8	14:50	42.3	46.7	-
14:51	32.5	20.9	14:51	53.8	47.4	-
14:52	26.3	21.8	14:52	51.0	48.0	-
14:53	21.5	22.3	14:53	47.5	48.4	-
14:54	29.8	23.5	14:54	47.5	48.8	-
14:55	72.8	27.6	14:55	83.3	51.6	-
14:56	63.3	31.1	14:56	61.3	52.9	-
14:57	37.0	32.7	14:57	58.5	54.1	-
14:58	21.3	32.3	14:58	50.8	53.6	-
14:59	15.5	30.4	14:59	47.0	52.7	-
15:00	13.5	30.2	15:00	48.0	52.7	-
15:01	11.5	27.8	15:01	42.8	51.3	-
15:02	11.5	26.7	15:02	43.5	51.0	-
15:03	46.8	28.6	15:03	46.3	51.0	-
15:04	61.8	31.9	15:04	68.3	52.8	-
15:05	34.3	33.3	15:05	54.3	53.6	-
15:06	21.8	32.6	15:06	47.0	53.1	-
15:07	15.0	31.8	15:07	101.5	56.5	-
15:08	32.0	32.5	15:08	49.0	56.6	-
15:09	31.3	32.6	15:09	53.5	57.0	-
15:10	18.0	29.0	15:10	44.8	54.4	-
15:11	14.3	25.7	15:11	44.3	53.3	-
15:12	12.0	24.0	15:12	42.8	52.2	-
15:13	10.5	23.3	15:13	42.0	51.7	-
15:14	10.8	23.0	15:14	42.0	51.3	-
15:15	11.3	22.8	15:15	42.3	50.9	-
15:16	13.3	23.0	15:16	42.8	50.9	-
15:17	13.8	23.1	15:17	42.5	50.9	-
15:18	14.0	20.9	15:18	42.3	50.6	-
15:19	11.3	17.6	15:19	41.8	48.8	-
15:20	12.0	16.1	15:20	41.3	48.0	-
15:21	12.8	15.5	15:21	42.0	47.6	-
15:22	12.8	15.3	15:22	41.5	43.6	-
15:23	15.5	14.2	15:23	43.5	43.3	-

Grand Union Bowling Alley Site
BCP #360222
150 Westchester Avenue, Port Chester
February 10, 2025

PARTICULATE DATA						
Upwind			Downwind			Exceeds Particulate Alarm Limit
Time	Concentration (ug/m^3)	15-Min Avg Concentration (ug/m^3)	Time	Concentration (ug/m^3)	15-Min Avg Concentration (ug/m^3)	
15:24	13.0	13.0	15:24	41.8	42.5	-
15:25	13.3	12.7	15:25	42.3	42.3	-
15:26	14.0	12.7	15:26	43.0	42.2	-
15:27	16.3	13.0	15:27	51.0	42.8	-
15:28	141.0	21.7	15:28	48.5	43.2	-
15:29	36.8	23.4	15:29	51.8	43.9	-

Grand Union Bowling Alley Site
BCP #360222
150 Westchester Avenue, Port Chester
February 10, 2025

Monday, February 10, 2025						
					Number of Instances Where Downwind VOCs Exceeds Upwind VOCs + 5 =	0
					Number of Comparable Data Points =	416
					Start Time:	8:19
					End Time:	15:29
PID DATA						
Upwind			Downwind			
Time	Concentration (ppm)	15-Min Avg Concentration (ppm)	Time	Concentration (ppm)	15-Min Avg Concentration (ppm)	Exceeds VOC Alarm Limit
8:19	0.0	-	8:19	0.0	-	-
8:20	0.0	-	8:20	0.0	-	-
8:21	0.0	-	8:21	0.0	-	-
8:22	0.0	-	8:22	0.0	-	-
8:23	0.0	-	8:23	0.0	-	-
8:24	0.0	-	8:24	0.0	-	-
8:25	0.0	-	8:25	0.0	-	-
8:26	0.0	-	8:26	0.0	-	-
8:27	0.0	-	8:27	0.0	-	-
8:28	0.0	-	8:28	0.0	-	-
8:29	0.0	-	8:29	0.0	-	-
8:30	0.0	-	8:30	0.0	-	-
8:31	0.0	-	8:31	0.0	-	-
8:32	0.0	-	8:32	0.0	-	-
8:33	0.0	-	8:33	0.0	-	-
8:34	0.0	0.0	8:34	0.0	0.0	-
8:35	0.0	0.0	8:35	0.0	0.0	-
8:36	0.0	0.0	8:36	0.0	0.0	-
8:37	0.0	0.0	8:37	0.0	0.0	-
8:38	0.0	0.0	8:38	0.0	0.0	-
8:39	0.0	0.0	8:39	0.0	0.0	-
8:40	0.0	0.0	8:40	0.0	0.0	-
8:41	0.0	0.0	8:41	0.0	0.0	-
8:42	0.0	0.0	8:42	0.0	0.0	-
8:43	0.0	0.0	8:43	0.0	0.0	-
8:44	0.0	0.0	8:44	0.0	0.0	-
8:45	0.0	0.0	8:45	0.0	0.0	-
8:46	0.0	0.0	8:46	0.0	0.0	-
8:47	0.0	0.0	8:47	0.0	0.0	-
8:48	0.0	0.0	8:48	0.0	0.0	-
8:49	0.0	0.0	8:49	0.0	0.0	-
8:50	0.0	0.0	8:50	0.0	0.0	-
8:51	0.0	0.0	8:51	0.0	0.0	-
8:52	0.0	0.0	8:52	0.0	0.0	-
8:53	0.0	0.0	8:53	0.0	0.0	-
8:54	0.0	0.0	8:54	0.0	0.0	-
8:55	0.0	0.0	8:55	0.0	0.0	-
8:56	0.0	0.0	8:56	0.0	0.0	-
8:57	0.0	0.0	8:57	0.0	0.0	-
8:58	0.0	0.0	8:58	0.0	0.0	-
8:59	0.0	0.0	8:59	0.0	0.0	-
9:00	0.0	0.0	9:00	0.0	0.0	-
9:01	0.0	0.0	9:01	0.0	0.0	-

Grand Union Bowling Alley Site
BCP #360222
150 Westchester Avenue, Port Chester
February 10, 2025

PID DATA						
Upwind			Downwind			
Time	Concentration (ppm)	15-Min Avg Concentration (ppm)	Time	Concentration (ppm)	15-Min Avg Concentration (ppm)	Exceeds VOC Alarm Limit
9:02	0.0	0.0	9:02	0.0	0.0	-
9:03	0.0	0.0	9:03	0.0	0.0	-
9:04	0.0	0.0	9:04	0.0	0.0	-
9:05	0.0	0.0	9:05	0.0	0.0	-
9:06	0.0	0.0	9:06	0.0	0.0	-
9:07	0.0	0.0	9:07	0.0	0.0	-
9:08	0.0	0.0	9:08	0.0	0.0	-
9:09	0.0	0.0	9:09	0.0	0.0	-
9:10	0.0	0.0	9:10	0.0	0.0	-
9:11	0.0	0.0	9:11	0.0	0.0	-
9:12	0.0	0.0	9:12	0.0	0.0	-
9:13	0.0	0.0	9:13	0.0	0.0	-
9:14	0.0	0.0	9:14	0.0	0.0	-
9:15	0.0	0.0	9:15	0.0	0.0	-
9:16	0.0	0.0	9:16	0.0	0.0	-
9:17	0.0	0.0	9:17	0.0	0.0	-
9:18	0.0	0.0	9:18	0.0	0.0	-
9:19	0.0	0.0	9:19	0.0	0.0	-
9:20	0.0	0.0	9:20	0.0	0.0	-
9:21	0.0	0.0	9:21	0.0	0.0	-
9:22	0.0	0.0	9:22	0.0	0.0	-
9:23	0.0	0.0	9:23	0.0	0.0	-
9:24	0.0	0.0	9:24	0.0	0.0	-
9:25	0.0	0.0	9:25	0.0	0.0	-
9:26	0.0	0.0	9:26	0.0	0.0	-
9:27	0.0	0.0	9:27	0.0	0.0	-
9:28	0.0	0.0	9:28	0.0	0.0	-
9:29	0.0	0.0	9:29	0.0	0.0	-
9:30	0.0	0.0	9:30	0.0	0.0	-
9:31	0.0	0.0	9:31	0.0	0.0	-
9:32	0.0	0.0	9:32	0.0	0.0	-
9:33	0.0	0.0	9:33	0.0	0.0	-
9:34	0.0	0.0	9:34	0.0	0.0	-
9:35	0.0	0.0	9:35	0.0	0.0	-
9:36	0.0	0.0	9:36	0.0	0.0	-
9:37	0.0	0.0	9:37	0.0	0.0	-
9:38	0.0	0.0	9:38	0.0	0.0	-
9:39	0.0	0.0	9:39	0.0	0.0	-
9:40	0.0	0.0	9:40	0.0	0.0	-
9:41	0.0	0.0	9:41	0.0	0.0	-
9:42	0.0	0.0	9:42	0.0	0.0	-
9:43	0.0	0.0	9:43	0.0	0.0	-
9:44	0.0	0.0	9:44	0.0	0.0	-
9:45	0.0	0.0	9:45	0.0	0.0	-
9:46	0.0	0.0	9:46	0.0	0.0	-
9:47	0.0	0.0	9:47	0.0	0.0	-
9:48	0.0	0.0	9:48	0.0	0.0	-
9:49	0.0	0.0	9:49	0.0	0.0	-

Grand Union Bowling Alley Site
BCP #360222
150 Westchester Avenue, Port Chester
February 10, 2025

PID DATA						
Upwind			Downwind			
Time	Concentration (ppm)	15-Min Avg Concentration (ppm)	Time	Concentration (ppm)	15-Min Avg Concentration (ppm)	Exceeds VOC Alarm Limit
9:50	0.0	0.0	9:50	0.0	0.0	-
9:51	0.0	0.0	9:51	0.0	0.0	-
9:52	0.0	0.0	9:52	0.0	0.0	-
9:53	0.0	0.0	9:53	0.0	0.0	-
9:54	0.0	0.0	9:54	0.0	0.0	-
9:55	0.0	0.0	9:55	0.0	0.0	-
9:56	0.0	0.0	9:56	0.0	0.0	-
9:57	0.0	0.0	9:57	0.0	0.0	-
9:58	0.0	0.0	9:58	0.0	0.0	-
9:59	0.0	0.0	9:59	0.0	0.0	-
10:00	0.0	0.0	10:00	0.0	0.0	-
10:01	0.0	0.0	10:01	0.0	0.0	-
10:02	0.0	0.0	10:02	0.0	0.0	-
10:03	0.0	0.0	10:03	0.0	0.0	-
10:04	0.0	0.0	10:04	0.0	0.0	-
10:05	0.0	0.0	10:05	0.0	0.0	-
10:06	0.0	0.0	10:06	0.0	0.0	-
10:07	0.0	0.0	10:07	0.0	0.0	-
10:08	0.0	0.0	10:08	0.0	0.0	-
10:09	0.0	0.0	10:09	0.0	0.0	-
10:10	0.0	0.0	10:10	0.0	0.0	-
10:11	0.0	0.0	10:11	0.0	0.0	-
10:12	0.0	0.0	10:12	0.0	0.0	-
10:13	0.0	0.0	10:13	0.0	0.0	-
10:14	0.0	0.0	10:14	0.0	0.0	-
10:15	0.0	0.0	10:15	0.0	0.0	-
10:16	0.0	0.0	10:16	0.0	0.0	-
10:17	0.0	0.0	10:17	0.0	0.0	-
10:18	0.0	0.0	10:18	0.0	0.0	-
10:19	0.0	0.0	10:19	0.0	0.0	-
10:20	0.0	0.0	10:20	0.0	0.0	-
10:21	0.0	0.0	10:21	0.0	0.0	-
10:22	0.0	0.0	10:22	0.0	0.0	-
10:23	0.0	0.0	10:23	0.0	0.0	-
10:24	0.0	0.0	10:24	0.0	0.0	-
10:25	0.0	0.0	10:25	0.0	0.0	-
10:26	0.0	0.0	10:26	0.0	0.0	-
10:27	0.0	0.0	10:27	0.0	0.0	-
10:28	0.0	0.0	10:28	0.0	0.0	-
10:29	0.0	0.0	10:29	0.0	0.0	-
10:30	0.0	0.0	10:30	0.0	0.0	-
10:31	0.0	0.0	10:31	0.0	0.0	-
10:32	0.0	0.0	10:32	0.0	0.0	-
10:33	0.0	0.0	10:33	0.0	0.0	-
10:34	0.0	0.0	10:34	0.0	0.0	-
10:35	0.0	0.0	10:35	0.0	0.0	-
10:36	0.0	0.0	10:36	0.0	0.0	-
10:37	0.0	0.0	10:37	0.0	0.0	-

Grand Union Bowling Alley Site
BCP #360222
150 Westchester Avenue, Port Chester
February 10, 2025

PID DATA						
Upwind			Downwind			
Time	Concentration (ppm)	15-Min Avg Concentration (ppm)	Time	Concentration (ppm)	15-Min Avg Concentration (ppm)	Exceeds VOC Alarm Limit
10:38	0.0	0.0	10:38	0.0	0.0	-
10:39	0.0	0.0	10:39	0.0	0.0	-
10:40	0.0	0.0	10:40	0.0	0.0	-
10:41	0.0	0.0	10:41	0.0	0.0	-
10:42	0.0	0.0	10:42	0.0	0.0	-
10:43	0.0	0.0	10:43	0.0	0.0	-
10:44	0.0	0.0	10:44	0.0	0.0	-
10:45	0.0	0.0	10:45	0.0	0.0	-
10:46	0.0	0.0	10:46	0.0	0.0	-
10:47	0.0	0.0	10:47	0.0	0.0	-
10:48	0.0	0.0	10:48	0.0	0.0	-
10:49	0.0	0.0	10:49	0.0	0.0	-
10:50	0.0	0.0	10:50	0.0	0.0	-
10:51	0.0	0.0	10:51	0.0	0.0	-
10:52	0.0	0.0	10:52	0.0	0.0	-
10:53	0.0	0.0	10:53	0.0	0.0	-
10:54	0.0	0.0	10:54	0.0	0.0	-
10:55	0.0	0.0	10:55	0.0	0.0	-
10:56	0.0	0.0	10:56	0.0	0.0	-
10:57	0.0	0.0	10:57	0.0	0.0	-
10:58	0.0	0.0	10:58	0.0	0.0	-
10:59	0.0	0.0	10:59	0.0	0.0	-
11:00	0.0	0.0	11:00	0.0	0.0	-
11:01	0.0	0.0	11:01	0.0	0.0	-
11:02	0.0	0.0	11:02	0.0	0.0	-
11:03	0.0	0.0	11:03	0.0	0.0	-
11:04	0.0	0.0	11:04	0.0	0.0	-
11:05	0.0	0.0	11:05	0.0	0.0	-
11:06	0.0	0.0	11:06	0.0	0.0	-
11:07	0.0	0.0	11:07	0.0	0.0	-
11:08	0.0	0.0	11:08	0.0	0.0	-
11:09	0.0	0.0	11:09	0.0	0.0	-
11:10	0.0	0.0	11:10	0.0	0.0	-
11:11	0.0	0.0	11:11	0.0	0.0	-
11:12	0.0	0.0	11:12	0.0	0.0	-
11:13	0.0	0.0	11:13	0.0	0.0	-
11:14	0.0	0.0	11:14	0.0	0.0	-
11:15	0.0	0.0	11:15	0.0	0.0	-
11:16	0.0	0.0	11:16	0.0	0.0	-
11:17	0.0	0.0	11:17	0.0	0.0	-
11:18	0.0	0.0	11:18	0.0	0.0	-
11:19	0.0	0.0	11:19	0.0	0.0	-
11:20	0.0	0.0	11:20	0.0	0.0	-
11:21	0.0	0.0	11:21	0.0	0.0	-
11:22	0.0	0.0	11:22	0.0	0.0	-
11:23	0.0	0.0	11:23	0.0	0.0	-
11:24	0.0	0.0	11:24	0.0	0.0	-
11:25	0.0	0.0	11:25	0.0	0.0	-

Grand Union Bowling Alley Site
BCP #360222
150 Westchester Avenue, Port Chester
February 10, 2025

PID DATA						
Upwind			Downwind			
Time	Concentration (ppm)	15-Min Avg Concentration (ppm)	Time	Concentration (ppm)	15-Min Avg Concentration (ppm)	Exceeds VOC Alarm Limit
11:26	0.0	0.0	11:26	0.0	0.0	-
11:27	0.0	0.0	11:27	0.0	0.0	-
11:28	0.0	0.0	11:28	0.0	0.0	-
11:29	0.0	0.0	11:29	0.0	0.0	-
11:30	0.0	0.0	11:30	0.0	0.0	-
11:31	0.0	0.0	11:31	0.0	0.0	-
11:32	0.0	0.0	11:32	0.0	0.0	-
11:33	0.0	0.0	11:33	0.0	0.0	-
11:34	0.0	0.0	11:34	0.0	0.0	-
11:35	0.0	0.0	11:35	0.0	0.0	-
11:36	0.0	0.0	11:36	0.0	0.0	-
11:37	0.0	0.0	11:37	0.0	0.0	-
11:38	0.0	0.0	11:38	0.0	0.0	-
11:39	0.0	0.0	11:39	0.0	0.0	-
11:40	0.0	0.0	11:40	0.0	0.0	-
11:41	0.0	0.0	11:41	0.0	0.0	-
11:42	0.0	0.0	11:42	0.0	0.0	-
11:43	0.0	0.0	11:43	0.0	0.0	-
11:44	0.0	0.0	11:44	0.0	0.0	-
11:45	0.0	0.0	11:45	0.0	0.0	-
11:46	0.0	0.0	11:46	0.0	0.0	-
11:47	0.0	0.0	11:47	0.0	0.0	-
11:48	0.0	0.0	11:48	0.0	0.0	-
11:49	0.0	0.0	11:49	0.0	0.0	-
11:50	0.0	0.0	11:50	0.0	0.0	-
11:51	0.0	0.0	11:51	0.0	0.0	-
11:52	0.0	0.0	11:52	0.0	0.0	-
11:53	0.0	0.0	11:53	0.0	0.0	-
11:54	0.0	0.0	11:54	0.0	0.0	-
11:55	0.0	0.0	11:55	0.0	0.0	-
11:56	0.0	0.0	11:56	0.0	0.0	-
11:57	0.0	0.0	11:57	0.0	0.0	-
11:58	0.0	0.0	11:58	0.0	0.0	-
11:59	0.0	0.0	11:59	0.0	0.0	-
12:00	0.0	0.0	12:00	0.0	0.0	-
12:01	0.0	0.0	12:01	0.0	0.0	-
12:02	0.0	0.0	12:02	0.0	0.0	-
12:03	0.0	0.0	12:03	0.0	0.0	-
12:04	0.0	0.0	12:04	0.0	0.0	-
12:05	0.0	0.0	12:05	0.0	0.0	-
12:06	0.0	0.0	12:06	0.0	0.0	-
12:07	0.0	0.0	12:07	0.0	0.0	-
12:08	0.0	0.0	12:08	0.0	0.0	-
12:09	0.0	0.0	12:09	0.0	0.0	-
12:10	0.0	0.0	12:10	0.0	0.0	-
12:11	0.0	0.0	12:11	0.0	0.0	-
12:12	0.0	0.0	12:12	0.0	0.0	-
12:13	0.0	0.0	12:13	0.0	0.0	-

Grand Union Bowling Alley Site
BCP #360222
150 Westchester Avenue, Port Chester
February 10, 2025

PID DATA						
Upwind			Downwind			
Time	Concentration (ppm)	15-Min Avg Concentration (ppm)	Time	Concentration (ppm)	15-Min Avg Concentration (ppm)	Exceeds VOC Alarm Limit
12:14	0.0	0.0	12:14	0.0	0.0	-
12:15	0.0	0.0	12:15	0.0	0.0	-
12:16	0.0	0.0	12:16	0.0	0.0	-
12:17	0.0	0.0	12:17	0.0	0.0	-
12:18	0.0	0.0	12:18	0.0	0.0	-
12:19	0.0	0.0	12:19	0.0	0.0	-
12:20	0.0	0.0	12:20	0.0	0.0	-
12:21	0.0	0.0	12:21	0.0	0.0	-
12:22	0.0	0.0	12:22	0.0	0.0	-
12:23	0.0	0.0	12:23	0.0	0.0	-
12:24	0.0	0.0	12:24	0.0	0.0	-
12:25	0.0	0.0	12:25	0.0	0.0	-
12:26	0.0	0.0	12:26	0.0	0.0	-
12:27	0.0	0.0	12:27	0.0	0.0	-
12:28	0.0	0.0	12:28	0.0	0.0	-
12:29	0.0	0.0	12:29	0.0	0.0	-
12:30	0.0	0.0	12:30	0.0	0.0	-
12:31	0.0	0.0	12:31	0.0	0.0	-
12:32	0.0	0.0	12:32	0.0	0.0	-
12:33	0.0	0.0	12:33	0.0	0.0	-
12:34	0.0	0.0	12:34	0.0	0.0	-
12:35	0.0	0.0	12:35	0.0	0.0	-
12:36	0.0	0.0	12:36	0.0	0.0	-
12:37	0.0	0.0	12:37	0.0	0.0	-
12:38	0.0	0.0	12:38	0.0	0.0	-
12:39	0.0	0.0	12:39	0.0	0.0	-
12:40	0.0	0.0	12:40	0.0	0.0	-
12:41	0.0	0.0	12:41	0.0	0.0	-
12:42	0.0	0.0	12:42	0.0	0.0	-
12:43	0.0	0.0	12:43	0.0	0.0	-
12:44	0.0	0.0	12:44	0.0	0.0	-
12:45	0.0	0.0	12:45	0.0	0.0	-
12:46	0.0	0.0	12:46	0.0	0.0	-
12:47	0.0	0.0	12:47	0.0	0.0	-
12:48	0.0	0.0	12:48	0.0	0.0	-
12:49	0.0	0.0	12:49	0.0	0.0	-
12:50	0.0	0.0	12:50	0.0	0.0	-
12:51	0.0	0.0	12:51	0.0	0.0	-
12:52	0.0	0.0	12:52	0.0	0.0	-
12:53	0.0	0.0	12:53	0.0	0.0	-
12:54	0.0	0.0	12:54	0.0	0.0	-
12:55	0.0	0.0	12:55	0.0	0.0	-
12:56	0.0	0.0	12:56	0.0	0.0	-
12:57	0.0	0.0	12:57	0.0	0.0	-
12:58	0.0	0.0	12:58	0.0	0.0	-
12:59	0.0	0.0	12:59	0.0	0.0	-
13:00	0.0	0.0	13:00	0.0	0.0	-
13:01	0.0	0.0	13:01	0.0	0.0	-

Grand Union Bowling Alley Site
BCP #360222
150 Westchester Avenue, Port Chester
February 10, 2025

PID DATA						
Upwind			Downwind			
Time	Concentration (ppm)	15-Min Avg Concentration (ppm)	Time	Concentration (ppm)	15-Min Avg Concentration (ppm)	Exceeds VOC Alarm Limit
13:02	0.0	0.0	13:02	0.0	0.0	-
13:03	0.0	0.0	13:03	0.0	0.0	-
13:04	0.0	0.0	13:04	0.0	0.0	-
13:05	0.0	0.0	13:05	0.0	0.0	-
13:06	0.0	0.0	13:06	0.0	0.0	-
13:07	0.0	0.0	13:07	0.0	0.0	-
13:08	0.0	0.0	13:08	0.0	0.0	-
13:09	0.0	0.0	13:09	0.0	0.0	-
13:10	0.0	0.0	13:10	0.0	0.0	-
13:11	0.0	0.0	13:11	0.0	0.0	-
13:12	0.0	0.0	13:12	0.0	0.0	-
13:13	0.0	0.0	13:13	0.0	0.0	-
13:14	0.0	0.0	13:14	0.0	0.0	-
13:15	0.0	0.0	13:15	0.0	0.0	-
13:16	0.0	0.0	13:16	0.0	0.0	-
13:17	0.0	0.0	13:17	0.0	0.0	-
13:18	0.0	0.0	13:18	0.0	0.0	-
13:19	0.0	0.0	13:19	0.0	0.0	-
13:20	0.0	0.0	13:20	0.0	0.0	-
13:21	0.0	0.0	13:21	0.0	0.0	-
13:22	0.0	0.0	13:22	0.0	0.0	-
13:23	0.0	0.0	13:23	0.0	0.0	-
13:24	0.0	0.0	13:24	0.0	0.0	-
13:25	0.0	0.0	13:25	0.0	0.0	-
13:26	0.0	0.0	13:26	0.0	0.0	-
13:27	0.0	0.0	13:27	0.0	0.0	-
13:28	0.0	0.0	13:28	0.0	0.0	-
13:29	0.0	0.0	13:29	0.0	0.0	-
13:30	0.0	0.0	13:30	0.0	0.0	-
13:31	0.0	0.0	13:31	0.0	0.0	-
13:32	0.0	0.0	13:32	0.0	0.0	-
13:33	0.0	0.0	13:33	0.0	0.0	-
13:34	0.0	0.0	13:34	0.0	0.0	-
13:35	0.0	0.0	13:35	0.0	0.0	-
13:36	0.0	0.0	13:36	0.0	0.0	-
13:37	0.0	0.0	13:37	0.0	0.0	-
13:38	0.0	0.0	13:38	0.0	0.0	-
13:39	0.0	0.0	13:39	0.0	0.0	-
13:40	0.0	0.0	13:40	0.0	0.0	-
13:41	0.0	0.0	13:41	0.0	0.0	-
13:42	0.0	0.0	13:42	0.0	0.0	-
13:43	0.0	0.0	13:43	0.0	0.0	-
13:44	0.0	0.0	13:44	0.0	0.0	-
13:45	0.0	0.0	13:45	0.0	0.0	-
13:46	0.0	0.0	13:46	0.0	0.0	-
13:47	0.0	0.0	13:47	0.0	0.0	-
13:48	0.0	0.0	13:48	0.0	0.0	-
13:49	0.0	0.0	13:49	0.0	0.0	-

Grand Union Bowling Alley Site
BCP #360222
150 Westchester Avenue, Port Chester
February 10, 2025

PID DATA						
Upwind			Downwind			Exceeds VOC Alarm Limit
Time	Concentration (ppm)	15-Min Avg Concentration (ppm)	Time	Concentration (ppm)	15-Min Avg Concentration (ppm)	
13:50	0.0	0.0	13:50	0.0	0.0	-
13:51	0.0	0.0	13:51	0.0	0.0	-
13:52	0.0	0.0	13:52	0.0	0.0	-
13:53	0.0	0.0	13:53	0.0	0.0	-
13:54	0.0	0.0	13:54	0.0	0.0	-
13:55	0.0	0.0	13:55	0.0	0.0	-
13:56	0.0	0.0	13:56	0.0	0.0	-
13:57	0.0	0.0	13:57	0.0	0.0	-
13:58	0.0	0.0	13:58	0.0	0.0	-
13:59	0.0	0.0	13:59	0.0	0.0	-
14:00	0.0	0.0	14:00	0.0	0.0	-
14:01	0.0	0.0	14:01	0.0	0.0	-
14:02	0.0	0.0	14:02	0.0	0.0	-
14:03	0.0	0.0	14:03	0.0	0.0	-
14:04	0.0	0.0	14:04	0.0	0.0	-
14:05	0.0	0.0	14:05	0.0	0.0	-
14:06	0.0	0.0	14:06	0.0	0.0	-
14:07	0.0	0.0	14:07	0.0	0.0	-
14:08	0.0	0.0	14:08	0.0	0.0	-
14:09	0.0	0.0	14:09	0.0	0.0	-
14:10	0.0	0.0	14:10	0.0	0.0	-
14:11	0.0	0.0	14:11	0.0	0.0	-
14:12	0.0	0.0	14:12	0.0	0.0	-
14:13	0.0	0.0	14:13	0.0	0.0	-
14:14	0.0	0.0	14:14	0.0	0.0	-
14:15	0.0	0.0	14:15	0.0	0.0	-
14:16	0.0	0.0	14:16	0.0	0.0	-
14:17	0.0	0.0	14:17	0.0	0.0	-
14:18	0.0	0.0	14:18	0.0	0.0	-
14:19	0.0	0.0	14:19	0.0	0.0	-
14:20	0.0	0.0	14:20	0.0	0.0	-
14:21	0.0	0.0	14:21	0.0	0.0	-
14:22	0.0	0.0	14:22	0.0	0.0	-
14:23	0.0	0.0	14:23	0.0	0.0	-
14:24	0.0	0.0	14:24	0.0	0.0	-
14:25	0.0	0.0	14:25	0.0	0.0	-
14:26	0.0	0.0	14:26	0.0	0.0	-
14:27	0.0	0.0	14:27	0.0	0.0	-
14:28	0.0	0.0	14:28	0.0	0.0	-
14:29	0.0	0.0	14:29	0.0	0.0	-
14:30	0.0	0.0	14:30	0.0	0.0	-
14:31	0.0	0.0	14:31	0.0	0.0	-
14:32	0.0	0.0	14:32	0.0	0.0	-
14:33	0.0	0.0	14:33	0.0	0.0	-
14:34	0.0	0.0	14:34	0.0	0.0	-
14:35	0.0	0.0	14:35	0.0	0.0	-
14:36	0.0	0.0	14:36	0.0	0.0	-
14:37	0.0	0.0	14:37	0.0	0.0	-

Grand Union Bowling Alley Site
BCP #360222
150 Westchester Avenue, Port Chester
February 10, 2025

PID DATA						
Upwind			Downwind			
Time	Concentration (ppm)	15-Min Avg Concentration (ppm)	Time	Concentration (ppm)	15-Min Avg Concentration (ppm)	Exceeds VOC Alarm Limit
14:38	0.0	0.0	14:38	0.0	0.0	-
14:39	0.0	0.0	14:39	0.0	0.0	-
14:40	0.0	0.0	14:40	0.0	0.0	-
14:41	0.0	0.0	14:41	0.0	0.0	-
14:42	0.0	0.0	14:42	0.0	0.0	-
14:43	0.0	0.0	14:43	0.0	0.0	-
14:44	0.0	0.0	14:44	0.0	0.0	-
14:45	0.0	0.0	14:45	0.0	0.0	-
14:46	0.0	0.0	14:46	0.0	0.0	-
14:47	0.0	0.0	14:47	0.0	0.0	-
14:48	0.0	0.0	14:48	0.0	0.0	-
14:49	0.0	0.0	14:49	0.0	0.0	-
14:50	0.0	0.0	14:50	0.0	0.0	-
14:51	0.0	0.0	14:51	0.0	0.0	-
14:52	0.0	0.0	14:52	0.0	0.0	-
14:53	0.0	0.0	14:53	0.0	0.0	-
14:54	0.0	0.0	14:54	0.0	0.0	-
14:55	0.0	0.0	14:55	0.0	0.0	-
14:56	0.0	0.0	14:56	0.0	0.0	-
14:57	0.0	0.0	14:57	0.0	0.0	-
14:58	0.0	0.0	14:58	0.0	0.0	-
14:59	0.0	0.0	14:59	0.0	0.0	-
15:00	0.0	0.0	15:00	0.0	0.0	-
15:01	0.0	0.0	15:01	0.0	0.0	-
15:02	0.0	0.0	15:02	0.0	0.0	-
15:03	0.0	0.0	15:03	0.0	0.0	-
15:04	0.0	0.0	15:04	0.0	0.0	-
15:05	0.0	0.0	15:05	0.0	0.0	-
15:06	0.0	0.0	15:06	0.0	0.0	-
15:07	0.0	0.0	15:07	0.0	0.0	-
15:08	0.0	0.0	15:08	0.0	0.0	-
15:09	0.0	0.0	15:09	0.0	0.0	-
15:10	0.0	0.0	15:10	0.0	0.0	-
15:11	0.0	0.0	15:11	0.0	0.0	-
15:12	0.0	0.0	15:12	0.0	0.0	-
15:13	0.0	0.0	15:13	0.0	0.0	-
15:14	0.0	0.0	15:14	0.0	0.0	-
15:15	0.0	0.0	15:15	0.0	0.0	-
15:16	0.0	0.0	15:16	0.0	0.0	-
15:17	0.0	0.0	15:17	0.0	0.0	-
15:18	0.0	0.0	15:18	0.0	0.0	-
15:19	0.0	0.0	15:19	0.0	0.0	-
15:20	0.0	0.0	15:20	0.0	0.0	-
15:21	0.0	0.0	15:21	0.0	0.0	-
15:22	0.0	0.0	15:22	0.0	0.0	-
15:23	0.0	0.0	15:23	0.0	0.0	-
15:24	0.0	0.0	15:24	0.0	0.0	-
15:25	0.0	0.0	15:25	0.0	0.0	-

Grand Union Bowling Alley Site
BCP #360222
150 Westchester Avenue, Port Chester
February 10, 2025

PID DATA						
Upwind			Downwind			
Time	Concentration (ppm)	15-Min Avg Concentration (ppm)	Time	Concentration (ppm)	15-Min Avg Concentration (ppm)	Exceeds VOC Alarm Limit
15:26	0.0	0.0	15:26	0.0	0.0	-
15:27	0.0	0.0	15:27	0.0	0.0	-
15:28	0.0	0.0	15:28	0.0	0.0	-
15:29	0.0	0.0	15:29	0.0	0.0	-

SESI CONSULTING ENGINEERS

959 US-46 Floor 3, Suite 300 - Parsippany-Troy Hills, NJ

DAILY AIR MONITORING REPORT
150 Westchester Avenue
Port Chester, New York

02/11/2025

Rev. No. 0	Page 1 of 2
Project Number: 11895A	
Dust Action Level	150 µg/m^3
VOC Action Level	5 ppm

Weather Data Range for Work Day		Wind Direction	SSW	Relative Humidity (%)	48.0 - 65.0	Daily Rain Total (in)	0.00	Readings in the summary table and graphs below are the reported downwind concentrations.
Temperature (°F)	30.0 - 35.0	Wind Speed (MPH)	0.6 - 3.8	Barometer (inHg)	30.40 - 30.50	Avg. Dew Point Temp (°F)	18.9	

Station Location	Daily Avg. Dust Concentration (µg/m^3)	Max 15-Min Dust Concentration (µg/m^3)	Time of Max Dust Reading	Daily Avg. VOC Concentration (ppm)	Max 15-Min VOC Concentration (ppm)	Time of Max VOC Reading
Upwind	29.8	49.4	11:40	0.0	0.0	10:41
Downwind	40.4	78.6	11:40	0.0	0.0	10:39

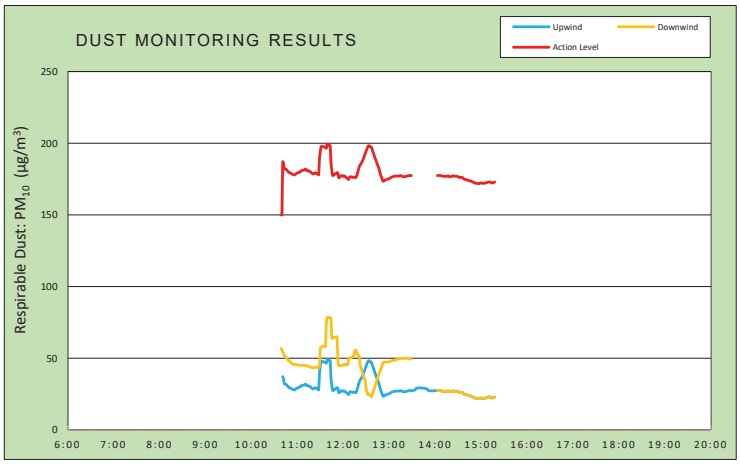

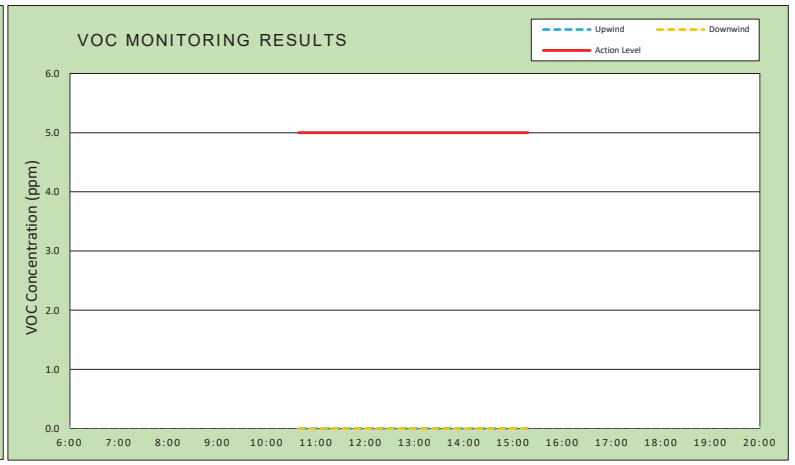

Air Monitoring Notes:

Weather Notes:

EMILCOTT
A Triumvirate Environmental Company

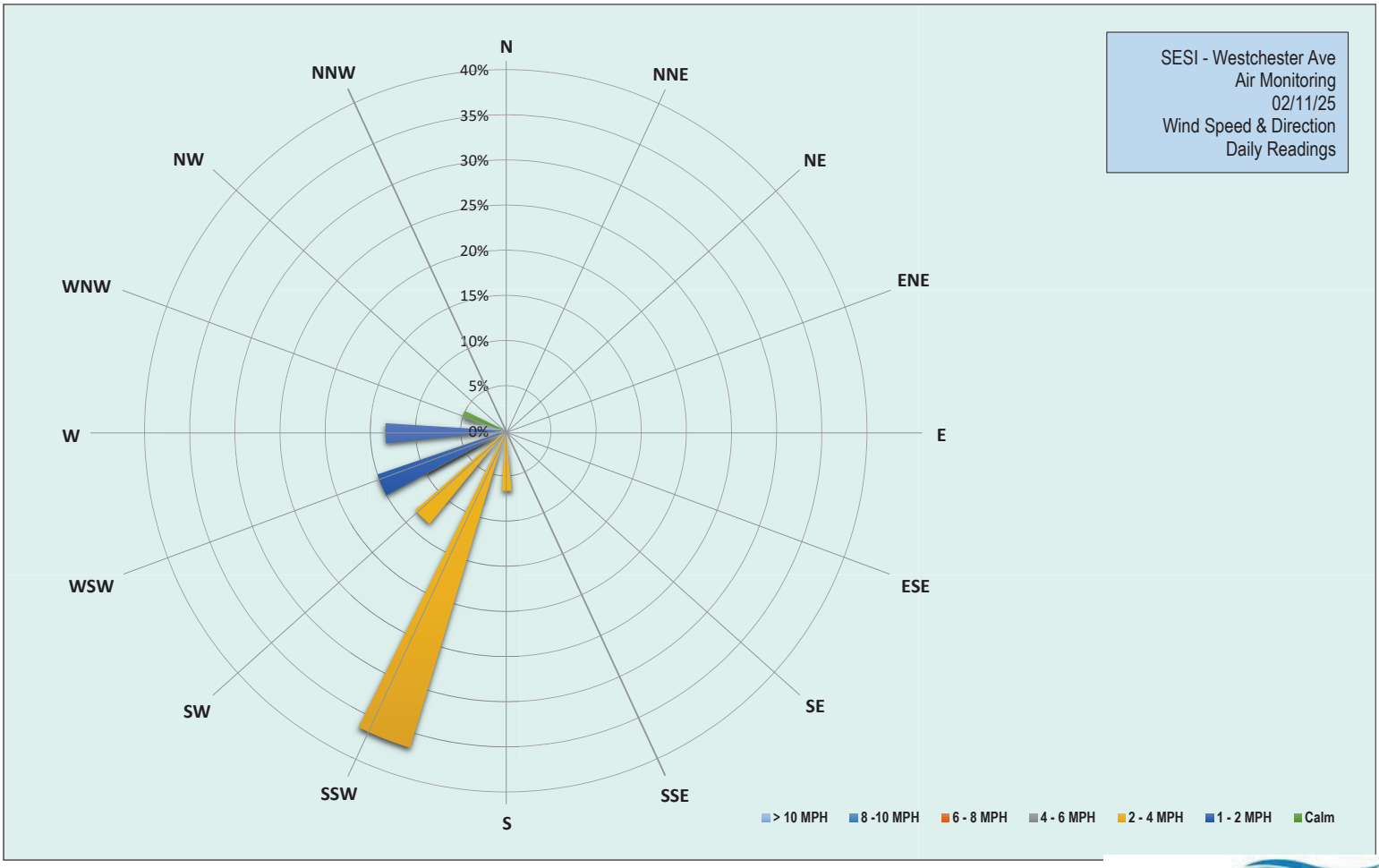

EMILCOTT
A Triumvirate Environmental Company

Grand Union Bowling Alley Site
BCP #360222
150 Westchester Avenue, Port Chester
February 11, 2025

Tuesday, February 11, 2025						
Number of Instances Where Downwind Particulates Exceeds Upwind Particulate + 150 =						0
Number of Comparable Data Points =						245
Start Time:						10:24
End Time:						15:18
PARTICULATE DATA						
Upwind			Downwind			Exceeds Particulate Alarm Limit
Time	Concentration (ug/m^3)	15-Min Avg Concentration (ug/m^3)	Time	Concentration (ug/m^3)	15-Min Avg Concentration (ug/m^3)	
10:24	-	-	10:24	78.3	-	-
10:25	-	-	10:25	60.8	-	-
10:26	67.3	-	10:26	73.3	-	-
10:27	61.0	-	10:27	61.5	-	-
10:28	71.8	-	10:28	67.5	-	-
10:29	38.3	-	10:29	55.5	-	-
10:30	29.0	-	10:30	53.8	-	-
10:31	36.0	-	10:31	59.0	-	-
10:32	37.0	-	10:32	57.5	-	-
10:33	37.5	-	10:33	55.3	-	-
10:34	36.0	-	10:34	52.3	-	-
10:35	26.8	-	10:35	51.5	-	-
10:36	30.5	-	10:36	53.8	-	-
10:37	32.3	-	10:37	51.3	-	-
10:38	31.0	-	10:38	49.5	-	-
10:39	29.5	-	10:39	49.0	56.8	-
10:40	29.0	-	10:40	47.8	55.9	-
10:41	32.3	37.2	10:41	50.0	54.3	-
10:42	38.3	35.7	10:42	47.5	53.4	-
10:43	24.5	32.5	10:43	46.0	52.0	-
10:44	28.8	31.9	10:44	46.3	51.4	-
10:45	28.8	31.9	10:45	46.5	50.9	-
10:46	31.5	31.6	10:46	47.8	50.1	-
10:47	27.8	31.0	10:47	47.5	49.5	-
10:48	27.0	30.3	10:48	45.5	48.8	-
10:49	25.5	29.6	10:49	44.0	48.3	-
10:50	25.8	29.5	10:50	44.3	47.8	-
10:51	28.0	29.3	10:51	46.0	47.3	-
10:52	26.0	28.9	10:52	44.0	46.8	-
10:53	26.5	28.6	10:53	43.5	46.4	-
10:54	24.3	28.3	10:54	43.3	46.0	-
10:55	26.3	28.1	10:55	43.8	45.7	-
10:56	29.5	27.9	10:56	49.5	45.7	-
10:57	42.3	28.2	10:57	48.3	45.7	-
10:58	29.8	28.5	10:58	44.5	45.6	-
10:59	36.8	29.0	10:59	45.0	45.6	-
11:00	31.3	29.2	11:00	44.5	45.4	-
11:01	36.0	29.5	11:01	46.5	45.3	-
11:02	27.5	29.5	11:02	45.0	45.2	-
11:03	33.3	29.9	11:03	44.8	45.1	-
11:04	31.5	30.3	11:04	44.5	45.2	-
11:05	33.8	30.8	11:05	45.8	45.3	-

Grand Union Bowling Alley Site
BCP #360222
150 Westchester Avenue, Port Chester
February 11, 2025

PARTICULATE DATA						
Upwind			Downwind			Exceeds Particulate Alarm Limit
Time	Concentration (ug/m^3)	15-Min Avg Concentration (ug/m^3)	Time	Concentration (ug/m^3)	15-Min Avg Concentration (ug/m^3)	
11:06	28.0	30.8	11:06	44.3	45.1	-
11:07	31.0	31.2	11:07	45.0	45.2	-
11:08	26.8	31.2	11:08	42.8	45.2	-
11:09	25.3	31.3	11:09	42.0	45.1	-
11:10	34.0	31.8	11:10	43.5	45.1	-
11:11	32.3	32.0	11:11	44.5	44.7	-
11:12	28.3	31.0	11:12	48.5	44.7	-
11:13	33.3	31.3	11:13	44.3	44.7	-
11:14	30.0	30.8	11:14	42.8	44.6	-
11:15	29.8	30.7	11:15	41.5	44.4	-
11:16	30.0	30.3	11:16	43.3	44.2	-
11:17	25.3	30.2	11:17	42.0	44.0	-
11:18	25.3	29.6	11:18	42.3	43.8	-
11:19	24.5	29.2	11:19	40.8	43.5	-
11:20	27.8	28.8	11:20	43.0	43.4	-
11:21	25.8	28.6	11:21	43.0	43.3	-
11:22	35.0	28.9	11:22	48.0	43.5	-
11:23	33.0	29.3	11:23	47.0	43.8	-
11:24	28.3	29.5	11:24	42.0	43.8	-
11:25	26.3	29.0	11:25	42.8	43.7	-
11:26	30.0	28.8	11:26	45.0	43.7	-
11:27	24.0	28.5	11:27	42.3	43.3	-
11:28	23.5	27.9	11:28	42.3	43.2	-
11:29	204.0	39.5	11:29	58.0	44.2	-
11:30	91.3	43.6	11:30	226.0	56.5	-
11:31	89.0	47.5	11:31	63.5	57.9	-
11:32	31.8	48.0	11:32	44.8	58.0	-
11:33	21.5	47.7	11:33	43.5	58.1	-
11:34	22.8	47.6	11:34	43.0	58.3	-
11:35	23.0	47.3	11:35	43.5	58.3	-
11:36	26.0	47.3	11:36	45.0	58.4	-
11:37	31.0	47.0	11:37	44.5	58.2	-
11:38	26.5	46.6	11:38	297.3	74.9	-
11:39	67.8	49.2	11:39	93.0	78.3	-
11:40	29.0	49.4	11:40	46.8	78.6	-
11:41	20.3	48.8	11:41	44.3	78.5	-
11:42	19.5	48.5	11:42	42.0	78.5	-
11:43	19.8	48.2	11:43	41.0	78.4	-
11:44	28.3	36.5	11:44	43.0	77.4	-
11:45	21.8	31.9	11:45	41.8	65.1	-
11:46	26.3	27.7	11:46	43.8	63.8	-
11:47	29.0	27.5	11:47	53.8	64.4	-
11:48	27.5	27.9	11:48	47.8	64.7	-
11:49	30.3	28.4	11:49	44.8	64.8	-
11:50	29.5	28.8	11:50	44.3	64.9	-
11:51	28.5	29.0	11:51	45.8	64.9	-
11:52	38.8	29.5	11:52	44.8	64.9	-
11:53	21.0	29.1	11:53	46.8	48.2	-
11:54	23.0	26.2	11:54	43.3	44.9	-

Grand Union Bowling Alley Site
BCP #360222
150 Westchester Avenue, Port Chester
February 11, 2025

PARTICULATE DATA						
Upwind			Downwind			Exceeds Particulate Alarm Limit
Time	Concentration (ug/m^3)	15-Min Avg Concentration (ug/m^3)	Time	Concentration (ug/m^3)	15-Min Avg Concentration (ug/m^3)	
11:55	26.5	26.0	11:55	45.3	44.8	-
11:56	31.3	26.7	11:56	45.0	44.9	-
11:57	26.8	27.2	11:57	43.5	45.0	-
11:58	23.5	27.5	11:58	43.5	45.1	-
11:59	21.8	27.0	11:59	43.0	45.1	-
12:00	23.3	27.1	12:00	45.8	45.4	-
12:01	29.3	27.3	12:01	48.0	45.7	-
12:02	21.5	26.8	12:02	45.8	45.1	-
12:03	25.8	26.7	12:03	56.8	45.7	-
12:04	20.0	26.0	12:04	43.5	45.7	-
12:05	23.0	25.6	12:05	42.5	45.5	-
12:06	25.3	25.4	12:06	46.0	45.6	-
12:07	28.3	24.7	12:07	106.5	49.7	-
12:08	42.3	26.1	12:08	52.8	50.1	-
12:09	30.3	26.6	12:09	47.8	50.4	-
12:10	27.0	26.6	12:10	45.8	50.4	-
12:11	29.0	26.5	12:11	48.5	50.6	-
12:12	25.3	26.4	12:12	50.3	51.1	-
12:13	21.0	26.2	12:13	45.3	51.2	-
12:14	24.3	26.4	12:14	46.3	51.4	-
12:15	25.5	26.5	12:15	103.8	55.3	-
12:16	21.5	26.0	12:16	51.0	55.5	-
12:17	28.5	26.5	12:17	47.3	55.6	-
12:18	46.5	27.8	12:18	24.5	53.4	-
12:19	47.3	29.7	12:19	32.8	52.7	-
12:20	54.3	31.7	12:20	28.3	51.8	-
12:21	52.3	33.5	12:21	35.3	51.1	-
12:22	49.0	34.9	12:22	26.0	45.7	-
12:23	49.5	35.4	12:23	25.3	43.9	-
12:24	45.0	36.4	12:24	20.3	42.0	-
12:25	45.8	37.6	12:25	21.0	40.4	-
12:26	45.5	38.7	12:26	21.5	38.6	-
12:27	45.5	40.1	12:27	22.0	36.7	-
12:28	45.8	41.7	12:28	23.0	35.2	-
12:29	45.8	43.2	12:29	23.5	33.7	-
12:30	46.8	44.6	12:30	22.0	28.2	-
12:31	45.8	46.2	12:31	23.5	26.4	-
12:32	45.5	47.3	12:32	22.5	24.8	-
12:33	59.0	48.2	12:33	33.0	25.3	-
12:34	49.0	48.3	12:34	23.3	24.7	-
12:35	45.3	47.7	12:35	22.3	24.3	-
12:36	46.8	47.3	12:36	23.3	23.5	-
12:37	46.5	47.2	12:37	22.5	23.3	-
12:38	22.5	45.4	12:38	46.3	24.7	-
12:39	21.0	43.8	12:39	47.0	26.4	-
12:40	22.3	42.2	12:40	46.0	28.1	-
12:41	21.5	40.6	12:41	46.3	29.8	-
12:42	22.0	39.0	12:42	48.8	31.5	-
12:43	24.0	37.6	12:43	47.0	33.1	-

Grand Union Bowling Alley Site
BCP #360222
150 Westchester Avenue, Port Chester
February 11, 2025

PARTICULATE DATA						
Upwind			Downwind			Exceeds Particulate Alarm Limit
Time	Concentration (ug/m^3)	15-Min Avg Concentration (ug/m^3)	Time	Concentration (ug/m^3)	15-Min Avg Concentration (ug/m^3)	
12:44	24.5	36.2	12:44	47.8	34.8	-
12:45	24.5	34.7	12:45	47.3	36.4	-
12:46	25.0	33.3	12:46	47.0	38.0	-
12:47	24.0	31.9	12:47	47.3	39.7	-
12:48	23.8	29.5	12:48	47.0	40.6	-
12:49	23.8	27.8	12:49	46.5	42.1	-
12:50	23.5	26.4	12:50	47.0	43.8	-
12:51	25.3	24.9	12:51	47.5	45.4	-
12:52	24.8	23.5	12:52	48.0	47.1	-
12:53	24.0	23.6	12:53	47.5	47.2	-
12:54	27.5	24.0	12:54	47.8	47.2	-
12:55	25.8	24.3	12:55	48.0	47.4	-
12:56	24.8	24.5	12:56	46.8	47.4	-
12:57	27.5	24.8	12:57	48.3	47.4	-
12:58	27.0	25.0	12:58	48.3	47.5	-
12:59	25.5	25.1	12:59	47.8	47.5	-
13:00	27.5	25.3	13:00	49.8	47.6	-
13:01	28.8	25.6	13:01	49.5	47.8	-
13:02	30.3	26.0	13:02	50.3	48.0	-
13:03	29.3	26.3	13:03	51.0	48.3	-
13:04	26.8	26.5	13:04	48.5	48.4	-
13:05	25.5	26.7	13:05	48.3	48.5	-
13:06	27.3	26.8	13:06	49.3	48.6	-
13:07	27.8	27.0	13:07	49.8	48.7	-
13:08	26.0	27.1	13:08	48.3	48.8	-
13:09	26.0	27.0	13:09	48.3	48.8	-
13:10	26.8	27.1	13:10	57.0	49.4	-
13:11	25.5	27.2	13:11	48.3	49.5	-
13:12	26.3	27.1	13:12	49.0	49.5	-
13:13	27.5	27.1	13:13	49.8	49.6	-
13:14	29.0	27.3	13:14	49.0	49.7	-
13:15	29.0	27.4	13:15	52.3	49.9	-
13:16	25.8	27.2	13:16	49.0	49.9	-
13:17	25.0	26.9	13:17	48.8	49.8	-
13:18	26.3	26.7	13:18	49.0	49.6	-
13:19	26.5	26.7	13:19	53.5	50.0	-
13:20	25.8	26.7	13:20	49.0	50.0	-
13:21	26.8	26.7	13:21	49.3	50.0	-
13:22	32.5	27.0	13:22	50.0	50.0	-
13:23	27.0	27.0	13:23	49.3	50.1	-
13:24	28.0	27.2	13:24	48.8	50.1	-
13:25	27.0	27.2	13:25	47.8	49.5	-
13:26	29.8	27.5	13:26	50.0	49.6	-
13:27	27.3	27.5	13:27	48.8	49.6	-
13:28	27.5	27.5	13:28	49.5	49.6	-
13:29	26.3	27.4	13:29	49.3	49.6	-
13:30	28.0	27.3	13:30	-	-	-
13:31	29.0	27.5	13:31	-	-	-
13:32	27.3	27.7	13:32	-	-	-

Grand Union Bowling Alley Site
BCP #360222
150 Westchester Avenue, Port Chester
February 11, 2025

PARTICULATE DATA						
Upwind			Downwind			Exceeds Particulate Alarm Limit
Time	Concentration (ug/m^3)	15-Min Avg Concentration (ug/m^3)	Time	Concentration (ug/m^3)	15-Min Avg Concentration (ug/m^3)	
13:33	28.0	27.8	13:33	28.0	-	-
13:34	30.3	28.0	13:34	30.3	-	-
13:35	36.0	28.7	13:35	36.0	-	-
13:36	34.5	29.2	13:36	34.5	-	-
13:37	33.0	29.3	13:37	33.0	-	-
13:38	28.0	29.3	13:38	28.0	-	-
13:39	27.3	29.3	13:39	27.3	-	-
13:40	28.8	29.4	13:40	28.8	-	-
13:41	28.3	29.3	13:41	28.3	-	-
13:42	27.5	29.3	13:42	27.5	-	-
13:43	25.8	29.2	13:43	-	-	-
13:44	26.5	29.2	13:44	-	-	-
13:45	26.5	29.1	13:45	-	-	-
13:46	27.0	29.0	13:46	-	-	-
13:47	26.5	28.9	13:47	-	-	-
13:48	28.0	28.9	13:48	28.0	-	-
13:49	28.5	28.8	13:49	28.5	-	-
13:50	26.8	28.2	13:50	26.8	-	-
13:51	26.0	27.6	13:51	26.0	-	-
13:52	28.0	27.3	13:52	28.0	-	-
13:53	28.3	27.3	13:53	28.3	-	-
13:54	28.3	27.4	13:54	28.3	-	-
13:55	28.5	27.4	13:55	28.5	-	-
13:56	27.3	27.3	13:56	27.3	-	-
13:57	28.0	27.3	13:57	28.0	-	-
13:58	26.3	27.4	13:58	26.3	-	-
13:59	26.0	27.3	13:59	26.0	-	-
14:00	28.0	27.4	14:00	28.0	-	-
14:01	28.0	27.5	14:01	28.0	-	-
14:02	27.0	27.5	14:02	27.0	-	-
14:03	27.3	27.5	14:03	27.3	27.5	-
14:04	28.8	27.5	14:04	28.8	27.5	-
14:05	27.0	27.5	14:05	27.0	27.5	-
14:06	27.3	27.6	14:06	27.3	27.6	-
14:07	25.8	27.4	14:07	25.8	27.4	-
14:08	26.0	27.3	14:08	26.0	27.3	-
14:09	26.5	27.2	14:09	26.5	27.2	-
14:10	27.0	27.1	14:10	27.0	27.1	-
14:11	25.5	27.0	14:11	25.5	27.0	-
14:12	27.5	26.9	14:12	27.5	26.9	-
14:13	24.8	26.8	14:13	24.8	26.8	-
14:14	29.3	27.0	14:14	29.3	27.0	-
14:15	27.8	27.0	14:15	27.8	27.0	-
14:16	26.5	26.9	14:16	26.5	26.9	-
14:17	31.5	27.2	14:17	31.5	27.2	-
14:18	23.5	27.0	14:18	23.5	27.0	-
14:19	24.8	26.7	14:19	24.8	26.7	-
14:20	26.0	26.6	14:20	26.0	26.6	-
14:21	27.5	26.7	14:21	27.5	26.7	-

Grand Union Bowling Alley Site
BCP #360222
150 Westchester Avenue, Port Chester
February 11, 2025

PARTICULATE DATA						
Upwind			Downwind			Exceeds Particulate Alarm Limit
Time	Concentration (ug/m^3)	15-Min Avg Concentration (ug/m^3)	Time	Concentration (ug/m^3)	15-Min Avg Concentration (ug/m^3)	
14:22	30.8	27.0	14:22	30.8	27.0	-
14:23	29.3	27.2	14:23	29.3	27.2	-
14:24	27.0	27.2	14:24	27.0	27.2	-
14:25	24.3	27.1	14:25	24.3	27.1	-
14:26	25.3	27.0	14:26	25.3	27.0	-
14:27	26.0	26.9	14:27	26.0	26.9	-
14:28	26.3	27.0	14:28	26.3	27.0	-
14:29	25.5	26.8	14:29	25.5	26.8	-
14:30	25.0	26.6	14:30	25.0	26.6	-
14:31	24.5	26.5	14:31	24.5	26.5	-
14:32	25.3	26.1	14:32	25.3	26.1	-
14:33	26.3	26.2	14:33	26.3	26.2	-
14:34	24.8	26.2	14:34	24.8	26.2	-
14:35	23.5	26.1	14:35	23.5	26.1	-
14:36	26.3	26.0	14:36	26.3	26.0	-
14:37	22.3	25.4	14:37	22.3	25.4	-
14:38	23.0	25.0	14:38	23.0	25.0	-
14:39	24.0	24.8	14:39	24.0	24.8	-
14:40	23.5	24.8	14:40	23.5	24.8	-
14:41	22.8	24.6	14:41	22.8	24.6	-
14:42	22.5	24.4	14:42	22.5	24.4	-
14:43	23.0	24.1	14:43	23.0	24.1	-
14:44	22.8	24.0	14:44	22.8	24.0	-
14:45	22.8	23.8	14:45	22.8	23.8	-
14:46	25.0	23.8	14:46	25.0	23.8	-
14:47	21.5	23.6	14:47	21.5	23.6	-
14:48	21.0	23.2	14:48	21.0	23.2	-
14:49	21.5	23.0	14:49	21.5	23.0	-
14:50	20.8	22.8	14:50	20.8	22.8	-
14:51	20.3	22.4	14:51	20.3	22.4	-
14:52	20.5	22.3	14:52	20.5	22.3	-
14:53	20.8	22.2	14:53	20.8	22.2	-
14:54	22.0	22.0	14:54	22.0	22.0	-
14:55	22.0	21.9	14:55	22.0	21.9	-
14:56	23.0	22.0	14:56	23.0	22.0	-
14:57	21.5	21.9	14:57	21.5	21.9	-
14:58	23.5	21.9	14:58	23.5	21.9	-
14:59	27.5	22.2	14:59	27.5	22.2	-
15:00	24.0	22.3	15:00	24.0	22.3	-
15:01	21.5	22.1	15:01	21.5	22.1	-
15:02	21.5	22.1	15:02	21.5	22.1	-
15:03	20.8	22.1	15:03	20.8	22.1	-
15:04	21.5	22.1	15:04	21.5	22.1	-
15:05	22.0	22.2	15:05	22.0	22.2	-
15:06	21.8	22.3	15:06	21.8	22.3	-
15:07	24.3	22.5	15:07	24.3	22.5	-
15:08	22.0	22.6	15:08	22.0	22.6	-
15:09	26.8	22.9	15:09	26.8	22.9	-
15:10	21.8	22.9	15:10	21.8	22.9	-

Grand Union Bowling Alley Site
BCP #360222
150 Westchester Avenue, Port Chester
February 11, 2025

PARTICULATE DATA						
Upwind			Downwind			Exceeds Particulate Alarm Limit
Time	Concentration (ug/m^3)	15-Min Avg Concentration (ug/m^3)	Time	Concentration (ug/m^3)	15-Min Avg Concentration (ug/m^3)	
15:11	24.3	23.0	15:11	24.3	23.0	-
15:12	21.0	22.9	15:12	21.0	22.9	-
15:13	19.5	22.7	15:13	19.5	22.7	-
15:14	21.5	22.3	15:14	21.5	22.3	-
15:15	24.5	22.3	15:15	24.5	22.3	-
15:16	26.3	22.6	15:16	26.3	22.6	-
15:17	23.5	22.8	15:17	23.5	22.8	-
15:18	22.8	22.9	15:18	22.8	22.9	-

Grand Union Bowling Alley Site
BCP #360222
150 Westchester Avenue, Port Chester
February 11, 2025

Tuesday, February 11, 2025						
Number of Instances Where Downwind VOCs Exceeds Upwind VOCs + 5 =						0
Number of Comparable Data Points =						278
Start Time:						10:24
End Time:						15:18
PID DATA						
Upwind			Downwind			
Time	Concentration (ppm)	15-Min Avg Concentration (ppm)	Time	Concentration (ppm)	15-Min Avg Concentration (ppm)	Exceeds VOC Alarm Limit
10:24	-	-	10:24	0.0	-	-
10:25	-	-	10:25	0.0	-	-
10:26	0.0	-	10:26	0.0	-	-
10:27	0.0	-	10:27	0.0	-	-
10:28	0.0	-	10:28	0.0	-	-
10:29	0.0	-	10:29	0.0	-	-
10:30	0.0	-	10:30	0.0	-	-
10:31	0.0	-	10:31	0.0	-	-
10:32	0.0	-	10:32	0.0	-	-
10:33	0.0	-	10:33	0.0	-	-
10:34	0.0	-	10:34	0.0	-	-
10:35	0.0	-	10:35	0.0	-	-
10:36	0.0	-	10:36	0.0	-	-
10:37	0.0	-	10:37	0.0	-	-
10:38	0.0	-	10:38	0.0	-	-
10:39	0.0	-	10:39	0.0	0.0	-
10:40	0.0	-	10:40	0.0	0.0	-
10:41	0.0	0.0	10:41	0.0	0.0	-
10:42	0.0	0.0	10:42	0.0	0.0	-
10:43	0.0	0.0	10:43	0.0	0.0	-
10:44	0.0	0.0	10:44	0.0	0.0	-
10:45	0.0	0.0	10:45	0.0	0.0	-
10:46	0.0	0.0	10:46	0.0	0.0	-
10:47	0.0	0.0	10:47	0.0	0.0	-
10:48	0.0	0.0	10:48	0.0	0.0	-
10:49	0.0	0.0	10:49	0.0	0.0	-
10:50	0.0	0.0	10:50	0.0	0.0	-
10:51	0.0	0.0	10:51	0.0	0.0	-
10:52	0.0	0.0	10:52	0.0	0.0	-
10:53	0.0	0.0	10:53	0.0	0.0	-
10:54	0.0	0.0	10:54	0.0	0.0	-
10:55	0.0	0.0	10:55	0.0	0.0	-
10:56	0.0	0.0	10:56	0.0	0.0	-
10:57	0.0	0.0	10:57	0.0	0.0	-
10:58	0.0	0.0	10:58	0.0	0.0	-
10:59	0.0	0.0	10:59	0.0	0.0	-
11:00	0.0	0.0	11:00	0.0	0.0	-
11:01	0.0	0.0	11:01	0.0	0.0	-
11:02	0.0	0.0	11:02	0.0	0.0	-
11:03	0.0	0.0	11:03	0.0	0.0	-
11:04	0.0	0.0	11:04	0.0	0.0	-
11:05	0.0	0.0	11:05	0.0	0.0	-

Grand Union Bowling Alley Site
BCP #360222
150 Westchester Avenue, Port Chester
February 11, 2025

PID DATA						
Upwind			Downwind			
Time	Concentration (ppm)	15-Min Avg Concentration (ppm)	Time	Concentration (ppm)	15-Min Avg Concentration (ppm)	Exceeds VOC Alarm Limit
11:06	0.0	0.0	11:06	0.0	0.0	-
11:07	0.0	0.0	11:07	0.0	0.0	-
11:08	0.0	0.0	11:08	0.0	0.0	-
11:09	0.0	0.0	11:09	0.0	0.0	-
11:10	0.0	0.0	11:10	0.0	0.0	-
11:11	0.0	0.0	11:11	0.0	0.0	-
11:12	0.0	0.0	11:12	0.0	0.0	-
11:13	0.0	0.0	11:13	0.0	0.0	-
11:14	0.0	0.0	11:14	0.0	0.0	-
11:15	0.0	0.0	11:15	0.0	0.0	-
11:16	0.0	0.0	11:16	0.0	0.0	-
11:17	0.0	0.0	11:17	0.0	0.0	-
11:18	0.0	0.0	11:18	0.0	0.0	-
11:19	0.0	0.0	11:19	0.0	0.0	-
11:20	0.0	0.0	11:20	0.0	0.0	-
11:21	0.0	0.0	11:21	0.0	0.0	-
11:22	0.0	0.0	11:22	0.0	0.0	-
11:23	0.0	0.0	11:23	0.0	0.0	-
11:24	0.0	0.0	11:24	0.0	0.0	-
11:25	0.0	0.0	11:25	0.0	0.0	-
11:26	0.0	0.0	11:26	0.0	0.0	-
11:27	0.0	0.0	11:27	0.0	0.0	-
11:28	0.0	0.0	11:28	0.0	0.0	-
11:29	0.0	0.0	11:29	0.0	0.0	-
11:30	0.0	0.0	11:30	0.0	0.0	-
11:31	0.0	0.0	11:31	0.0	0.0	-
11:32	0.0	0.0	11:32	0.0	0.0	-
11:33	0.0	0.0	11:33	0.0	0.0	-
11:34	0.0	0.0	11:34	0.0	0.0	-
11:35	0.0	0.0	11:35	0.0	0.0	-
11:36	0.0	0.0	11:36	0.0	0.0	-
11:37	0.0	0.0	11:37	0.0	0.0	-
11:38	0.0	0.0	11:38	0.0	0.0	-
11:39	0.0	0.0	11:39	0.0	0.0	-
11:40	0.0	0.0	11:40	0.0	0.0	-
11:41	0.0	0.0	11:41	0.0	0.0	-
11:42	0.0	0.0	11:42	0.0	0.0	-
11:43	0.0	0.0	11:43	0.0	0.0	-
11:44	0.0	0.0	11:44	0.0	0.0	-
11:45	0.0	0.0	11:45	0.0	0.0	-
11:46	0.0	0.0	11:46	0.0	0.0	-
11:47	0.0	0.0	11:47	0.0	0.0	-
11:48	0.0	0.0	11:48	0.0	0.0	-
11:49	0.0	0.0	11:49	0.0	0.0	-
11:50	0.0	0.0	11:50	0.0	0.0	-
11:51	0.0	0.0	11:51	0.0	0.0	-
11:52	0.0	0.0	11:52	0.0	0.0	-
11:53	0.0	0.0	11:53	0.0	0.0	-

Grand Union Bowling Alley Site
BCP #360222
150 Westchester Avenue, Port Chester
February 11, 2025

PID DATA						
Upwind			Downwind			
Time	Concentration (ppm)	15-Min Avg Concentration (ppm)	Time	Concentration (ppm)	15-Min Avg Concentration (ppm)	Exceeds VOC Alarm Limit
11:54	0.0	0.0	11:54	0.0	0.0	-
11:55	0.0	0.0	11:55	0.0	0.0	-
11:56	0.0	0.0	11:56	0.0	0.0	-
11:57	0.0	0.0	11:57	0.0	0.0	-
11:58	0.0	0.0	11:58	0.0	0.0	-
11:59	0.0	0.0	11:59	0.0	0.0	-
12:00	0.0	0.0	12:00	0.0	0.0	-
12:01	0.0	0.0	12:01	0.0	0.0	-
12:02	0.0	0.0	12:02	0.0	0.0	-
12:03	0.0	0.0	12:03	0.0	0.0	-
12:04	0.0	0.0	12:04	0.0	0.0	-
12:05	0.0	0.0	12:05	0.0	0.0	-
12:06	0.0	0.0	12:06	0.0	0.0	-
12:07	0.0	0.0	12:07	0.0	0.0	-
12:08	0.0	0.0	12:08	0.0	0.0	-
12:09	0.0	0.0	12:09	0.0	0.0	-
12:10	0.0	0.0	12:10	0.0	0.0	-
12:11	0.0	0.0	12:11	0.0	0.0	-
12:12	0.0	0.0	12:12	0.0	0.0	-
12:13	0.0	0.0	12:13	0.0	0.0	-
12:14	0.0	0.0	12:14	0.0	0.0	-
12:15	0.0	0.0	12:15	0.0	0.0	-
12:16	0.0	0.0	12:16	0.0	0.0	-
12:17	0.0	0.0	12:17	0.0	0.0	-
12:18	0.0	0.0	12:18	0.0	0.0	-
12:19	0.0	0.0	12:19	0.0	0.0	-
12:20	0.0	0.0	12:20	0.0	0.0	-
12:21	0.0	0.0	12:21	0.0	0.0	-
12:22	0.0	0.0	12:22	0.0	0.0	-
12:23	0.0	0.0	12:23	0.0	0.0	-
12:24	0.0	0.0	12:24	0.0	0.0	-
12:25	0.0	0.0	12:25	0.0	0.0	-
12:26	0.0	0.0	12:26	0.0	0.0	-
12:27	0.0	0.0	12:27	0.0	0.0	-
12:28	0.0	0.0	12:28	0.0	0.0	-
12:29	0.0	0.0	12:29	0.0	0.0	-
12:30	0.0	0.0	12:30	0.0	0.0	-
12:31	0.0	0.0	12:31	0.0	0.0	-
12:32	0.0	0.0	12:32	0.0	0.0	-
12:33	0.0	0.0	12:33	0.0	0.0	-
12:34	0.0	0.0	12:34	0.0	0.0	-
12:35	0.0	0.0	12:35	0.0	0.0	-
12:36	0.0	0.0	12:36	0.0	0.0	-
12:37	0.0	0.0	12:37	0.0	0.0	-
12:38	0.0	0.0	12:38	0.0	0.0	-
12:39	0.0	0.0	12:39	0.0	0.0	-
12:40	0.0	0.0	12:40	0.0	0.0	-
12:41	0.0	0.0	12:41	0.0	0.0	-

Grand Union Bowling Alley Site
BCP #360222
150 Westchester Avenue, Port Chester
February 11, 2025

PID DATA						
Upwind			Downwind			
Time	Concentration (ppm)	15-Min Avg Concentration (ppm)	Time	Concentration (ppm)	15-Min Avg Concentration (ppm)	Exceeds VOC Alarm Limit
12:42	0.0	0.0	12:42	0.0	0.0	-
12:43	0.0	0.0	12:43	0.0	0.0	-
12:44	0.0	0.0	12:44	0.0	0.0	-
12:45	0.0	0.0	12:45	0.0	0.0	-
12:46	0.0	0.0	12:46	0.0	0.0	-
12:47	0.0	0.0	12:47	0.0	0.0	-
12:48	0.0	0.0	12:48	0.0	0.0	-
12:49	0.0	0.0	12:49	0.0	0.0	-
12:50	0.0	0.0	12:50	0.0	0.0	-
12:51	0.0	0.0	12:51	0.0	0.0	-
12:52	0.0	0.0	12:52	0.0	0.0	-
12:53	0.0	0.0	12:53	0.0	0.0	-
12:54	0.0	0.0	12:54	0.0	0.0	-
12:55	0.0	0.0	12:55	0.0	0.0	-
12:56	0.0	0.0	12:56	0.0	0.0	-
12:57	0.0	0.0	12:57	0.0	0.0	-
12:58	0.0	0.0	12:58	0.0	0.0	-
12:59	0.0	0.0	12:59	0.0	0.0	-
13:00	0.0	0.0	13:00	0.0	0.0	-
13:01	0.0	0.0	13:01	0.0	0.0	-
13:02	0.0	0.0	13:02	0.0	0.0	-
13:03	0.0	0.0	13:03	0.0	0.0	-
13:04	0.0	0.0	13:04	0.0	0.0	-
13:05	0.0	0.0	13:05	0.0	0.0	-
13:06	0.0	0.0	13:06	0.0	0.0	-
13:07	0.0	0.0	13:07	0.0	0.0	-
13:08	0.0	0.0	13:08	0.0	0.0	-
13:09	0.0	0.0	13:09	0.0	0.0	-
13:10	0.0	0.0	13:10	0.0	0.0	-
13:11	0.0	0.0	13:11	0.0	0.0	-
13:12	0.0	0.0	13:12	0.0	0.0	-
13:13	0.0	0.0	13:13	0.0	0.0	-
13:14	0.0	0.0	13:14	0.0	0.0	-
13:15	0.0	0.0	13:15	0.0	0.0	-
13:16	0.0	0.0	13:16	0.0	0.0	-
13:17	0.0	0.0	13:17	0.0	0.0	-
13:18	0.0	0.0	13:18	0.0	0.0	-
13:19	0.0	0.0	13:19	0.0	0.0	-
13:20	0.0	0.0	13:20	0.0	0.0	-
13:21	0.0	0.0	13:21	0.0	0.0	-
13:22	0.0	0.0	13:22	0.0	0.0	-
13:23	0.0	0.0	13:23	0.0	0.0	-
13:24	0.0	0.0	13:24	0.0	0.0	-
13:25	0.0	0.0	13:25	0.0	0.0	-
13:26	0.0	0.0	13:26	0.0	0.0	-
13:27	0.0	0.0	13:27	0.0	0.0	-
13:28	0.0	0.0	13:28	0.0	0.0	-
13:29	0.0	0.0	13:29	0.0	0.0	-

Grand Union Bowling Alley Site
BCP #360222
150 Westchester Avenue, Port Chester
February 11, 2025

PID DATA						
Upwind			Downwind			
Time	Concentration (ppm)	15-Min Avg Concentration (ppm)	Time	Concentration (ppm)	15-Min Avg Concentration (ppm)	Exceeds VOC Alarm Limit
13:30	0.0	0.0	13:30	0.0	0.0	-
13:31	0.0	0.0	13:31	0.0	0.0	-
13:32	0.0	0.0	13:32	0.0	0.0	-
13:33	0.0	0.0	13:33	0.0	0.0	-
13:34	0.0	0.0	13:34	0.0	0.0	-
13:35	0.0	0.0	13:35	0.0	0.0	-
13:36	0.0	0.0	13:36	0.0	0.0	-
13:37	0.0	0.0	13:37	0.0	0.0	-
13:38	0.0	0.0	13:38	0.0	0.0	-
13:39	0.0	0.0	13:39	0.0	0.0	-
13:40	0.0	0.0	13:40	0.0	0.0	-
13:41	0.0	0.0	13:41	0.0	0.0	-
13:42	0.0	0.0	13:42	0.0	0.0	-
13:43	0.0	0.0	13:43	0.0	0.0	-
13:44	0.0	0.0	13:44	0.0	0.0	-
13:45	0.0	0.0	13:45	0.0	0.0	-
13:46	0.0	0.0	13:46	0.0	0.0	-
13:47	0.0	0.0	13:47	0.0	0.0	-
13:48	0.0	0.0	13:48	0.0	0.0	-
13:49	0.0	0.0	13:49	0.0	0.0	-
13:50	0.0	0.0	13:50	0.0	0.0	-
13:51	0.0	0.0	13:51	0.0	0.0	-
13:52	0.0	0.0	13:52	0.0	0.0	-
13:53	0.0	0.0	13:53	0.0	0.0	-
13:54	0.0	0.0	13:54	0.0	0.0	-
13:55	0.0	0.0	13:55	0.0	0.0	-
13:56	0.0	0.0	13:56	0.0	0.0	-
13:57	0.0	0.0	13:57	0.0	0.0	-
13:58	0.0	0.0	13:58	0.0	0.0	-
13:59	0.0	0.0	13:59	0.0	0.0	-
14:00	0.0	0.0	14:00	0.0	0.0	-
14:01	0.0	0.0	14:01	0.0	0.0	-
14:02	0.0	0.0	14:02	0.0	0.0	-
14:03	0.0	0.0	14:03	0.0	0.0	-
14:04	0.0	0.0	14:04	0.0	0.0	-
14:05	0.0	0.0	14:05	0.0	0.0	-
14:06	0.0	0.0	14:06	0.0	0.0	-
14:07	0.0	0.0	14:07	0.0	0.0	-
14:08	0.0	0.0	14:08	0.0	0.0	-
14:09	0.0	0.0	14:09	0.0	0.0	-
14:10	0.0	0.0	14:10	0.0	0.0	-
14:11	0.0	0.0	14:11	0.0	0.0	-
14:12	0.0	0.0	14:12	0.0	0.0	-
14:13	0.0	0.0	14:13	0.0	0.0	-
14:14	0.0	0.0	14:14	0.0	0.0	-
14:15	0.0	0.0	14:15	0.0	0.0	-
14:16	0.0	0.0	14:16	0.0	0.0	-
14:17	0.0	0.0	14:17	0.0	0.0	-

Grand Union Bowling Alley Site
BCP #360222
150 Westchester Avenue, Port Chester
February 11, 2025

PID DATA						
Upwind			Downwind			
Time	Concentration (ppm)	15-Min Avg Concentration (ppm)	Time	Concentration (ppm)	15-Min Avg Concentration (ppm)	Exceeds VOC Alarm Limit
14:18	0.0	0.0	14:18	0.0	0.0	-
14:19	0.0	0.0	14:19	0.0	0.0	-
14:20	0.0	0.0	14:20	0.0	0.0	-
14:21	0.0	0.0	14:21	0.0	0.0	-
14:22	0.0	0.0	14:22	0.0	0.0	-
14:23	0.0	0.0	14:23	0.0	0.0	-
14:24	0.0	0.0	14:24	0.0	0.0	-
14:25	0.0	0.0	14:25	0.0	0.0	-
14:26	0.0	0.0	14:26	0.0	0.0	-
14:27	0.0	0.0	14:27	0.0	0.0	-
14:28	0.0	0.0	14:28	0.0	0.0	-
14:29	0.0	0.0	14:29	0.0	0.0	-
14:30	0.0	0.0	14:30	0.0	0.0	-
14:31	0.0	0.0	14:31	0.0	0.0	-
14:32	0.0	0.0	14:32	0.0	0.0	-
14:33	0.0	0.0	14:33	0.0	0.0	-
14:34	0.0	0.0	14:34	0.0	0.0	-
14:35	0.0	0.0	14:35	0.0	0.0	-
14:36	0.0	0.0	14:36	0.0	0.0	-
14:37	0.0	0.0	14:37	0.0	0.0	-
14:38	0.0	0.0	14:38	0.0	0.0	-
14:39	0.0	0.0	14:39	0.0	0.0	-
14:40	0.0	0.0	14:40	0.0	0.0	-
14:41	0.0	0.0	14:41	0.0	0.0	-
14:42	0.0	0.0	14:42	0.0	0.0	-
14:43	0.0	0.0	14:43	0.0	0.0	-
14:44	0.0	0.0	14:44	0.0	0.0	-
14:45	0.0	0.0	14:45	0.0	0.0	-
14:46	0.0	0.0	14:46	0.0	0.0	-
14:47	0.0	0.0	14:47	0.0	0.0	-
14:48	0.0	0.0	14:48	0.0	0.0	-
14:49	0.0	0.0	14:49	0.0	0.0	-
14:50	0.0	0.0	14:50	0.0	0.0	-
14:51	0.0	0.0	14:51	0.0	0.0	-
14:52	0.0	0.0	14:52	0.0	0.0	-
14:53	0.0	0.0	14:53	0.0	0.0	-
14:54	0.0	0.0	14:54	0.0	0.0	-
14:55	0.0	0.0	14:55	0.0	0.0	-
14:56	0.0	0.0	14:56	0.0	0.0	-
14:57	0.0	0.0	14:57	0.0	0.0	-
14:58	0.0	0.0	14:58	0.0	0.0	-
14:59	0.0	0.0	14:59	0.0	0.0	-
15:00	0.0	0.0	15:00	0.0	0.0	-
15:01	0.0	0.0	15:01	0.0	0.0	-
15:02	0.0	0.0	15:02	0.0	0.0	-
15:03	0.0	0.0	15:03	0.0	0.0	-
15:04	0.0	0.0	15:04	0.0	0.0	-
15:05	0.0	0.0	15:05	0.0	0.0	-

Grand Union Bowling Alley Site
BCP #360222
150 Westchester Avenue, Port Chester
February 11, 2025

PID DATA						
Upwind			Downwind			
Time	Concentration (ppm)	15-Min Avg Concentration (ppm)	Time	Concentration (ppm)	15-Min Avg Concentration (ppm)	Exceeds VOC Alarm Limit
15:06	0.0	0.0	15:06	0.0	0.0	-
15:07	0.0	0.0	15:07	0.0	0.0	-
15:08	0.0	0.0	15:08	0.0	0.0	-
15:09	0.0	0.0	15:09	0.0	0.0	-
15:10	0.0	0.0	15:10	0.0	0.0	-
15:11	0.0	0.0	15:11	0.0	0.0	-
15:12	0.0	0.0	15:12	0.0	0.0	-
15:13	0.0	0.0	15:13	0.0	0.0	-
15:14	0.0	0.0	15:14	0.0	0.0	-
15:15	0.0	0.0	15:15	0.0	0.0	-
15:16	0.0	0.0	15:16	0.0	0.0	-
15:17	0.0	0.0	15:17	0.0	0.0	-
15:18	0.0	0.0	15:18	0.0	0.0	-

SESI CONSULTING ENGINEERS

959 US-46 Floor 3, Suite 300 - Parsippany-Troy Hills, NJ

DAILY AIR MONITORING REPORT
150 Westchester Avenue
Port Chester, New York

02/12/2025

Rev. No. 0 | Page 1 of 2

Project Number: 11895A

Dust Action Level: 150 µg/m^3

VOC Action Level: 5 ppm

Weather Data Range for Work Day		Wind Direction	NE	Relative Humidity (%)	66.0 - 88.0	Daily Rain Total (in)	0.00	Readings in the summary table and graphs below are the reported downwind concentrations.
Temperature (°F)	33.0 - 35.0	Wind Speed (MPH)	3.0 - 7.7	Barometer (inHg)	30.20 - 30.30	Avg. Dew Point Temp (°F)	28.2	

Station Location	Daily Avg. Dust Concentration (µg/m^3)	Max 15-Min Dust Concentration (µg/m^3)	Time of Max Dust Reading	Daily Avg. VOC Concentration (ppm)	Max 15-Min VOC Concentration (ppm)	Time of Max VOC Reading
Upwind	65.0	101.2	10:32	0.0	0.0	10:29
Downwind	62.1	125.7	11:14	0.0	0.0	10:29

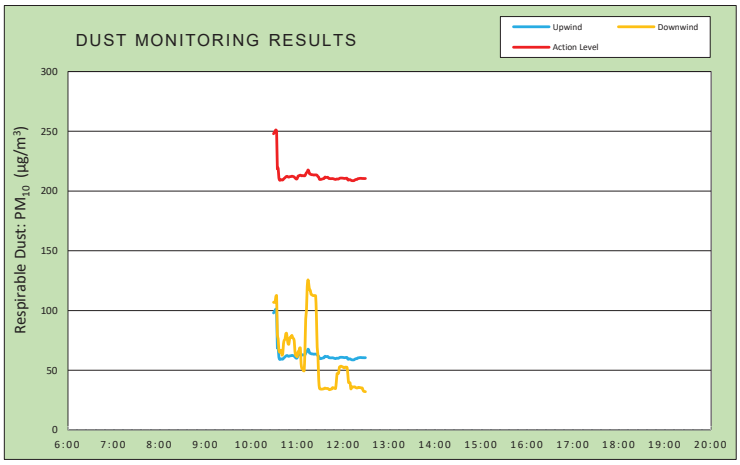

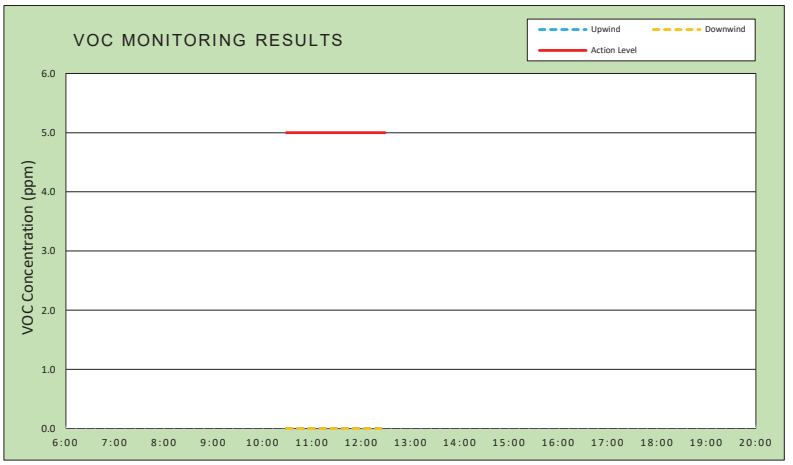

Air Monitoring Notes:

Weather Notes:

EMILCOTT
A Triumvirate Environmental Company

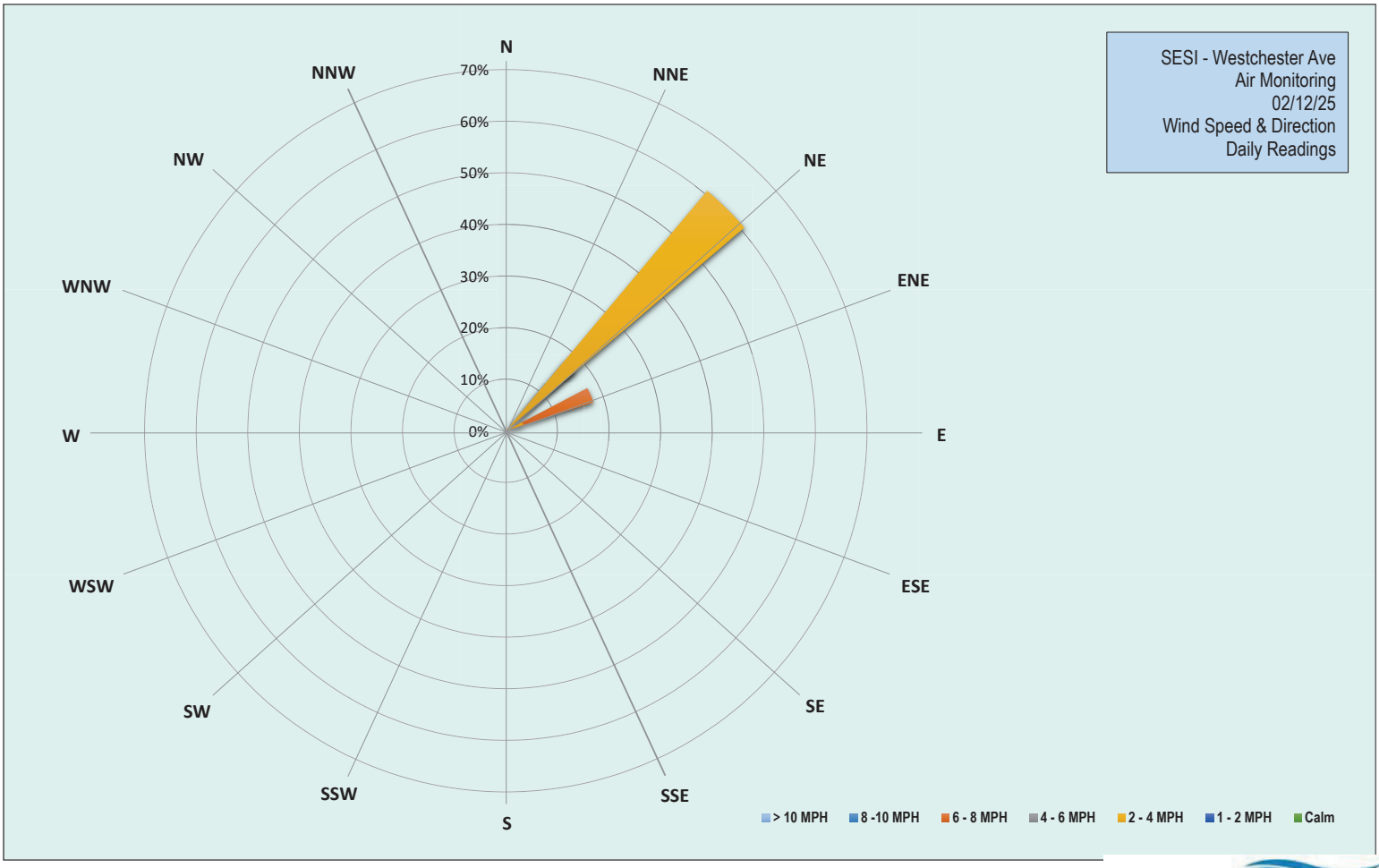

EMILCOTT
A Triumvirate Environmental Company

Grand Union Bowling Alley Site
BCP #360222
150 Westchester Avenue, Port Chester
February 12, 2025

Wednesday, February 12, 2025						
Number of Instances Where Downwind Particulates Exceeds Upwind Particulate + 150 =						0
Number of Comparable Data Points =						121
Start Time:						10:14
End Time:						12:29
PARTICULATE DATA						
Upwind			Downwind			Exceeds Particulate Alarm Limit
Time	Concentration (ug/m^3)	15-Min Avg Concentration (ug/m^3)	Time	Concentration (ug/m^3)	15-Min Avg Concentration (ug/m^3)	
10:14	38.7	-	10:14	38.7	-	-
10:15	39.5	-	10:15	39.5	-	-
10:16	42.8	-	10:16	42.8	-	-
10:17	40.3	-	10:17	40.3	-	-
10:18	79.5	-	10:18	79.5	-	-
10:19	532.8	-	10:19	532.8	-	-
10:20	50.3	-	10:20	224.0	-	-
10:21	186.5	-	10:21	220.3	-	-
10:22	85.0	-	10:22	61.8	-	-
10:23	56.5	-	10:23	40.0	-	-
10:24	55.5	-	10:24	41.3	-	-
10:25	63.5	-	10:25	104.8	-	-
10:26	63.5	-	10:26	47.0	-	-
10:27	58.3	-	10:27	42.0	-	-
10:28	57.0	-	10:28	41.3	-	-
10:29	58.0	97.9	10:29	45.8	106.9	-
10:30	56.5	99.1	10:30	41.5	107.0	-
10:31	57.3	100.0	10:31	39.8	106.8	-
10:32	57.5	101.2	10:32	111.8	111.6	-
10:33	64.3	100.2	10:33	95.5	112.6	-
10:34	59.5	68.6	10:34	41.0	79.8	-
10:35	59.8	69.2	10:35	172.8	76.4	-
10:36	62.0	60.9	10:36	74.5	66.7	-
10:37	56.8	59.1	10:37	38.3	65.1	-
10:38	58.0	59.2	10:38	39.8	65.1	-
10:39	60.8	59.5	10:39	65.0	66.7	-
10:40	60.8	59.3	10:40	43.0	62.6	-
10:41	62.8	59.3	10:41	62.0	63.6	-
10:42	68.5	60.0	10:42	170.8	72.2	-
10:43	67.0	60.6	10:43	86.0	75.2	-
10:44	65.5	61.1	10:44	57.3	75.9	-
10:45	67.0	61.8	10:45	109.0	80.4	-
10:46	63.0	62.2	10:46	47.5	80.9	-
10:47	58.5	62.3	10:47	39.8	76.1	-
10:48	57.3	61.8	10:48	36.5	72.2	-
10:49	57.3	61.7	10:49	35.0	71.8	-
10:50	64.0	61.9	10:50	240.3	76.3	-
10:51	64.3	62.1	10:51	95.5	77.7	-
10:52	57.5	62.1	10:52	38.8	77.7	-
10:53	62.3	62.4	10:53	61.5	79.2	-
10:54	58.3	62.3	10:54	35.0	77.2	-

Grand Union Bowling Alley Site
BCP #360222
150 Westchester Avenue, Port Chester
February 12, 2025

PARTICULATE DATA						
Upwind			Downwind			Exceeds Particulate Alarm Limit
Time	Concentration (ug/m^3)	15-Min Avg Concentration (ug/m^3)	Time	Concentration (ug/m^3)	15-Min Avg Concentration (ug/m^3)	
10:55	58.3	62.1	10:55	33.8	76.6	-
10:56	57.5	61.7	10:56	33.8	74.7	-
10:57	57.8	61.0	10:57	34.0	65.6	-
10:58	58.0	60.4	10:58	35.5	62.2	-
10:59	59.3	60.0	10:59	58.0	62.3	-
11:00	75.3	60.6	11:00	96.0	61.4	-
11:01	92.3	62.5	11:01	107.0	65.4	-
11:02	60.5	62.6	11:02	39.8	65.4	-
11:03	63.5	63.1	11:03	82.8	68.4	-
11:04	60.8	63.3	11:04	39.8	68.8	-
11:05	59.5	63.0	11:05	41.0	55.5	-
11:06	60.3	62.7	11:06	36.0	51.5	-
11:07	61.5	63.0	11:07	36.0	51.3	-
11:08	59.0	62.8	11:08	35.6	49.6	-
11:09	59.0	62.8	11:09	33.2	49.5	-
11:10	58.0	62.8	11:10	286.0	66.3	-
11:11	77.8	64.2	11:11	430.4	92.7	-
11:12	76.3	65.4	11:12	143.2	100.0	-
11:13	66.5	66.0	11:13	336.6	120.1	-
11:14	84.8	67.7	11:14	141.8	125.7	-
11:15	61.0	66.7	11:15	43.0	122.1	-
11:16	58.5	64.5	11:16	34.4	117.3	-
11:17	57.8	64.3	11:17	34.0	116.9	-
11:18	57.3	63.9	11:18	33.2	113.6	-
11:19	57.8	63.7	11:19	33.8	113.2	-
11:20	59.5	63.7	11:20	33.0	112.7	-
11:21	57.8	63.5	11:21	32.6	112.5	-
11:22	60.3	63.4	11:22	37.0	112.5	-
11:23	61.0	63.5	11:23	34.2	112.4	-
11:24	58.0	63.5	11:24	32.2	112.4	-
11:25	58.0	63.5	11:25	33.4	95.5	-
11:26	71.5	63.1	11:26	38.2	69.4	-
11:27	61.5	62.1	11:27	38.4	62.4	-
11:28	59.5	61.6	11:28	33.4	42.2	-
11:29	57.8	59.8	11:29	33.0	34.9	-
11:30	59.5	59.7	11:30	33.6	34.3	-
11:31	59.0	59.7	11:31	33.0	34.2	-
11:32	61.0	60.0	11:32	33.4	34.2	-
11:33	60.3	60.2	11:33	34.6	34.3	-
11:34	61.0	60.4	11:34	35.4	34.4	-
11:35	60.8	60.5	11:35	37.0	34.6	-
11:36	75.8	61.7	11:36	39.4	35.1	-
11:37	58.8	61.6	11:37	33.0	34.8	-
11:38	59.0	61.4	11:38	33.2	34.7	-
11:39	58.0	61.4	11:39	31.8	34.7	-
11:40	59.3	61.5	11:40	32.8	34.7	-
11:41	58.0	60.6	11:41	30.6	34.2	-

Grand Union Bowling Alley Site
BCP #360222
150 Westchester Avenue, Port Chester
February 12, 2025

PARTICULATE DATA						
Upwind			Downwind			Exceeds Particulate Alarm Limit
Time	Concentration (ug/m^3)	15-Min Avg Concentration (ug/m^3)	Time	Concentration (ug/m^3)	15-Min Avg Concentration (ug/m^3)	
11:42	59.5	60.5	11:42	31.4	33.7	-
11:43	57.8	60.4	11:43	36.2	33.9	-
11:44	58.5	60.4	11:44	37.4	34.2	-
11:45	58.8	60.4	11:45	35.2	34.3	-
11:46	60.3	60.4	11:46	50.4	35.5	-
11:47	58.8	60.3	11:47	30.4	35.3	-
11:48	56.8	60.1	11:48	30.4	35.0	-
11:49	58.3	59.9	11:49	33.2	34.8	-
11:50	58.3	59.7	11:50	34.0	34.6	-
11:51	79.5	60.0	11:51	121.8	40.1	-
11:52	61.0	60.1	11:52	139.2	47.2	-
11:53	57.3	60.0	11:53	32.0	47.1	-
11:54	59.8	60.1	11:54	39.0	47.6	-
11:55	65.3	60.5	11:55	106.4	52.5	-
11:56	62.3	60.8	11:56	38.8	53.1	-
11:57	60.0	60.8	11:57	36.2	53.4	-
11:58	58.0	60.8	11:58	33.4	53.2	-
11:59	57.8	60.8	11:59	31.4	52.8	-
12:00	57.5	60.7	12:00	32.8	52.6	-
12:01	58.5	60.6	12:01	40.0	51.9	-
12:02	57.8	60.5	12:02	38.2	52.5	-
12:03	58.8	60.7	12:03	32.6	52.6	-
12:04	58.0	60.6	12:04	31.8	52.5	-
12:05	59.3	60.7	12:05	32.6	52.4	-
12:06	59.5	59.4	12:06	37.4	46.8	-
12:07	58.3	59.2	12:07	32.2	39.7	-
12:08	61.5	59.5	12:08	33.6	39.8	-
12:09	60.3	59.5	12:09	33.0	39.4	-
12:10	59.3	59.1	12:10	32.4	34.4	-
12:11	57.3	58.8	12:11	58.8	35.8	-
12:12	58.5	58.7	12:12	41.0	36.1	-
12:13	58.3	58.7	12:13	32.0	36.0	-
12:14	58.0	58.7	12:14	31.2	36.0	-
12:15	64.0	59.1	12:15	34.6	36.1	-
12:16	64.5	59.5	12:16	33.8	35.7	-
12:17	60.0	59.7	12:17	32.0	35.3	-
12:18	59.0	59.7	12:18	30.8	35.1	-
12:19	67.0	60.3	12:19	34.0	35.3	-
12:20	60.3	60.4	12:20	39.0	35.7	-
12:21	62.0	60.5	12:21	33.4	35.5	-
12:22	59.3	60.6	12:22	32.6	35.5	-
12:23	62.3	60.7	12:23	30.2	35.3	-
12:24	59.0	60.6	12:24	32.4	35.2	-
12:25	58.0	60.5	12:25	29.4	35.0	-
12:26	58.3	60.6	12:26	30.0	33.1	-
12:27	56.8	60.4	12:27	29.6	32.3	-
12:28	58.8	60.5	12:28	29.6	32.2	-

Grand Union Bowling Alley Site
BCP #360222
150 Westchester Avenue, Port Chester
February 12, 2025

PARTICULATE DATA						
Upwind			Downwind			Exceeds Particulate Alarm Limit
Time	Concentration (ug/m^3)	15-Min Avg Concentration (ug/m^3)	Time	Concentration (ug/m^3)	15-Min Avg Concentration (ug/m^3)	
12:29	58.3	60.5	12:29	29.0	32.0	-

Grand Union Bowling Alley Site
BCP #360222
150 Westchester Avenue, Port Chester
February 12, 2025

Wednesday, February 12, 2025						
Number of Instances Where Downwind VOCs Exceeds Upwind VOCs + 5 =						0
Number of Comparable Data Points =						121
Start Time:						10:14
End Time:						12:29
PID DATA						
Upwind			Downwind			
Time	Concentration (ppm)	15-Min Avg Concentration (ppm)	Time	Concentration (ppm)	15-Min Avg Concentration (ppm)	Exceeds VOC Alarm Limit
10:14	0.0	-	10:14	0.0	-	-
10:15	0.0	-	10:15	0.0	-	-
10:16	0.0	-	10:16	0.0	-	-
10:17	0.0	-	10:17	0.0	-	-
10:18	0.0	-	10:18	0.0	-	-
10:19	0.0	-	10:19	0.0	-	-
10:20	0.0	-	10:20	0.0	-	-
10:21	0.0	-	10:21	0.0	-	-
10:22	0.0	-	10:22	0.0	-	-
10:23	0.0	-	10:23	0.0	-	-
10:24	0.0	-	10:24	0.0	-	-
10:25	0.0	-	10:25	0.0	-	-
10:26	0.0	-	10:26	0.0	-	-
10:27	0.0	-	10:27	0.0	-	-
10:28	0.0	-	10:28	0.0	-	-
10:29	0.0	0.0	10:29	0.0	0.0	-
10:30	0.0	0.0	10:30	0.0	0.0	-
10:31	0.0	0.0	10:31	0.0	0.0	-
10:32	0.0	0.0	10:32	0.0	0.0	-
10:33	0.0	0.0	10:33	0.0	0.0	-
10:34	0.0	0.0	10:34	0.0	0.0	-
10:35	0.0	0.0	10:35	0.0	0.0	-
10:36	0.0	0.0	10:36	0.0	0.0	-
10:37	0.0	0.0	10:37	0.0	0.0	-
10:38	0.0	0.0	10:38	0.0	0.0	-
10:39	0.0	0.0	10:39	0.0	0.0	-
10:40	0.0	0.0	10:40	0.0	0.0	-
10:41	0.0	0.0	10:41	0.0	0.0	-
10:42	0.0	0.0	10:42	0.0	0.0	-
10:43	0.0	0.0	10:43	0.0	0.0	-
10:44	0.0	0.0	10:44	0.0	0.0	-
10:45	0.0	0.0	10:45	0.0	0.0	-
10:46	0.0	0.0	10:46	0.0	0.0	-
10:47	0.0	0.0	10:47	0.0	0.0	-
10:48	0.0	0.0	10:48	0.0	0.0	-
10:49	0.0	0.0	10:49	0.0	0.0	-
10:50	0.0	0.0	10:50	0.0	0.0	-
10:51	0.0	0.0	10:51	0.0	0.0	-
10:52	0.0	0.0	10:52	0.0	0.0	-
10:53	0.0	0.0	10:53	0.0	0.0	-
10:54	0.0	0.0	10:54	0.0	0.0	-
10:55	0.0	0.0	10:55	0.0	0.0	-

Grand Union Bowling Alley Site
BCP #360222
150 Westchester Avenue, Port Chester
February 12, 2025

PID DATA						
Upwind			Downwind			
Time	Concentration (ppm)	15-Min Avg Concentration (ppm)	Time	Concentration (ppm)	15-Min Avg Concentration (ppm)	Exceeds VOC Alarm Limit
10:56	0.0	0.0	10:56	0.0	0.0	-
10:57	0.0	0.0	10:57	0.0	0.0	-
10:58	0.0	0.0	10:58	0.0	0.0	-
10:59	0.0	0.0	10:59	0.0	0.0	-
11:00	0.0	0.0	11:00	0.0	0.0	-
11:01	0.0	0.0	11:01	0.0	0.0	-
11:02	0.0	0.0	11:02	0.0	0.0	-
11:03	0.0	0.0	11:03	0.0	0.0	-
11:04	0.0	0.0	11:04	0.0	0.0	-
11:05	0.0	0.0	11:05	0.0	0.0	-
11:06	0.0	0.0	11:06	0.0	0.0	-
11:07	0.0	0.0	11:07	0.0	0.0	-
11:08	0.0	0.0	11:08	0.0	0.0	-
11:09	0.0	0.0	11:09	0.0	0.0	-
11:10	0.0	0.0	11:10	0.0	0.0	-
11:11	0.0	0.0	11:11	0.0	0.0	-
11:12	0.0	0.0	11:12	0.0	0.0	-
11:13	0.0	0.0	11:13	0.0	0.0	-
11:14	0.0	0.0	11:14	0.0	0.0	-
11:15	0.0	0.0	11:15	0.0	0.0	-
11:16	0.0	0.0	11:16	0.0	0.0	-
11:17	0.0	0.0	11:17	0.0	0.0	-
11:18	0.0	0.0	11:18	0.0	0.0	-
11:19	0.0	0.0	11:19	0.0	0.0	-
11:20	0.0	0.0	11:20	0.0	0.0	-
11:21	0.0	0.0	11:21	0.0	0.0	-
11:22	0.0	0.0	11:22	0.0	0.0	-
11:23	0.0	0.0	11:23	0.0	0.0	-
11:24	0.0	0.0	11:24	0.0	0.0	-
11:25	0.0	0.0	11:25	0.0	0.0	-
11:26	0.0	0.0	11:26	0.0	0.0	-
11:27	0.0	0.0	11:27	0.0	0.0	-
11:28	0.0	0.0	11:28	0.0	0.0	-
11:29	0.0	0.0	11:29	0.0	0.0	-
11:30	0.0	0.0	11:30	0.0	0.0	-
11:31	0.0	0.0	11:31	0.0	0.0	-
11:32	0.0	0.0	11:32	0.0	0.0	-
11:33	0.0	0.0	11:33	0.0	0.0	-
11:34	0.0	0.0	11:34	0.0	0.0	-
11:35	0.0	0.0	11:35	0.0	0.0	-
11:36	0.0	0.0	11:36	0.0	0.0	-
11:37	0.0	0.0	11:37	0.0	0.0	-
11:38	0.0	0.0	11:38	0.0	0.0	-
11:39	0.0	0.0	11:39	0.0	0.0	-
11:40	0.0	0.0	11:40	0.0	0.0	-
11:41	0.0	0.0	11:41	0.0	0.0	-
11:42	0.0	0.0	11:42	0.0	0.0	-
11:43	0.0	0.0	11:43	0.0	0.0	-

Grand Union Bowling Alley Site
BCP #360222
150 Westchester Avenue, Port Chester
February 12, 2025

PID DATA						
Upwind			Downwind			
Time	Concentration (ppm)	15-Min Avg Concentration (ppm)	Time	Concentration (ppm)	15-Min Avg Concentration (ppm)	Exceeds VOC Alarm Limit
11:44	0.0	0.0	11:44	0.0	0.0	-
11:45	0.0	0.0	11:45	0.0	0.0	-
11:46	0.0	0.0	11:46	0.0	0.0	-
11:47	0.0	0.0	11:47	0.0	0.0	-
11:48	0.0	0.0	11:48	0.0	0.0	-
11:49	0.0	0.0	11:49	0.0	0.0	-
11:50	0.0	0.0	11:50	0.0	0.0	-
11:51	0.0	0.0	11:51	0.0	0.0	-
11:52	0.0	0.0	11:52	0.0	0.0	-
11:53	0.0	0.0	11:53	0.0	0.0	-
11:54	0.0	0.0	11:54	0.0	0.0	-
11:55	0.0	0.0	11:55	0.0	0.0	-
11:56	0.0	0.0	11:56	0.0	0.0	-
11:57	0.0	0.0	11:57	0.0	0.0	-
11:58	0.0	0.0	11:58	0.0	0.0	-
11:59	0.0	0.0	11:59	0.0	0.0	-
12:00	0.0	0.0	12:00	0.0	0.0	-
12:01	0.0	0.0	12:01	0.0	0.0	-
12:02	0.0	0.0	12:02	0.0	0.0	-
12:03	0.0	0.0	12:03	0.0	0.0	-
12:04	0.0	0.0	12:04	0.0	0.0	-
12:05	0.0	0.0	12:05	0.0	0.0	-
12:06	0.0	0.0	12:06	0.0	0.0	-
12:07	0.0	0.0	12:07	0.0	0.0	-
12:08	0.0	0.0	12:08	0.0	0.0	-
12:09	0.0	0.0	12:09	0.0	0.0	-
12:10	0.0	0.0	12:10	0.0	0.0	-
12:11	0.0	0.0	12:11	0.0	0.0	-
12:12	0.0	0.0	12:12	0.0	0.0	-
12:13	0.0	0.0	12:13	0.0	0.0	-
12:14	0.0	0.0	12:14	0.0	0.0	-
12:15	0.0	0.0	12:15	0.0	0.0	-
12:16	0.0	0.0	12:16	0.0	0.0	-
12:17	0.0	0.0	12:17	0.0	0.0	-
12:18	0.0	0.0	12:18	0.0	0.0	-
12:19	0.0	0.0	12:19	0.0	0.0	-
12:20	0.0	0.0	12:20	0.0	0.0	-
12:21	0.0	0.0	12:21	0.0	0.0	-
12:22	0.0	0.0	12:22	0.0	0.0	-
12:23	0.0	0.0	12:23	0.0	0.0	-
12:24	0.0	0.0	12:24	0.0	0.0	-
12:25	0.0	0.0	12:25	0.0	0.0	-
12:26	0.0	0.0	12:26	0.0	0.0	-
12:27	0.0	0.0	12:27	0.0	0.0	-
12:28	0.0	0.0	12:28	0.0	0.0	-
12:29	0.0	0.0	12:29	0.0	0.0	-

SESI CONSULTING ENGINEERS

959 US-46 Floor 3, Suite 300 - Parsippany-Troy Hills, NJ

DAILY AIR MONITORING REPORT
150 Westchester Avenue
Port Chester, New York

02/13/2025

Rev. No. 0 | Page 1 of 2

Project Number: 11895A

Dust Action Level: 150 µg/m^3

VOC Action Level: 5 ppm

Weather Data Range for Work Day		Wind Direction	, NE, ENE, E, ESE	Relative Humidity (%)	0.0 - 0.0	Daily Rain Total (in)	0.00	Readings in the summary table and graphs below are the reported downwind concentrations.
Temperature (°F)	0.0 - 0.0	Wind Speed (MPH)	0.0 - 0.0	Barometer (inHg)	0.00 - 0.00	Avg. Dew Point Temp (°F)	#DIV/0!	

Station Location	Daily Avg. Dust Concentration (µg/m^3)	Max 15-Min Dust Concentration (µg/m^3)	Time of Max Dust Reading	Daily Avg. VOC Concentration (ppm)	Max 15-Min VOC Concentration (ppm)	Time of Max VOC Reading
Upwind	19.2	82.3	15:28	0.0	0.0	10:11
Downwind	19.2	82.3	15:28	0.0	0.0	10:11

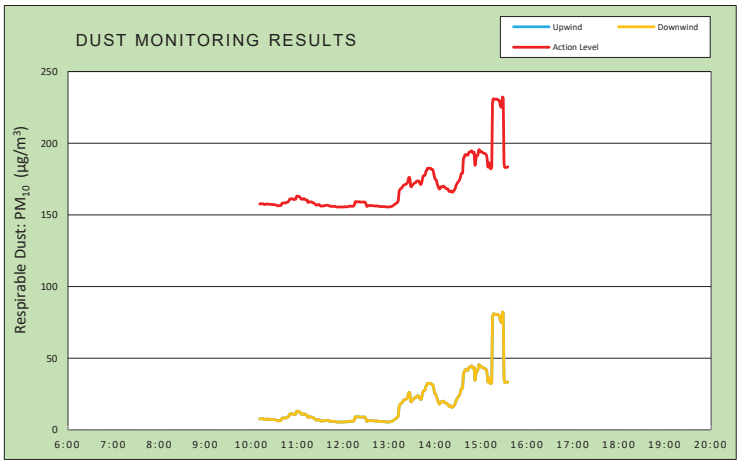

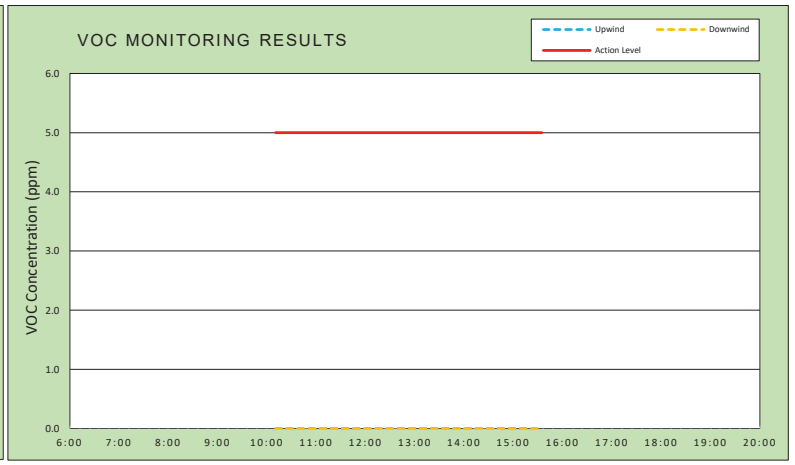

Air Monitoring Notes:

Weather Notes:

EMILCOTT
A Triumvirate Environmental Company

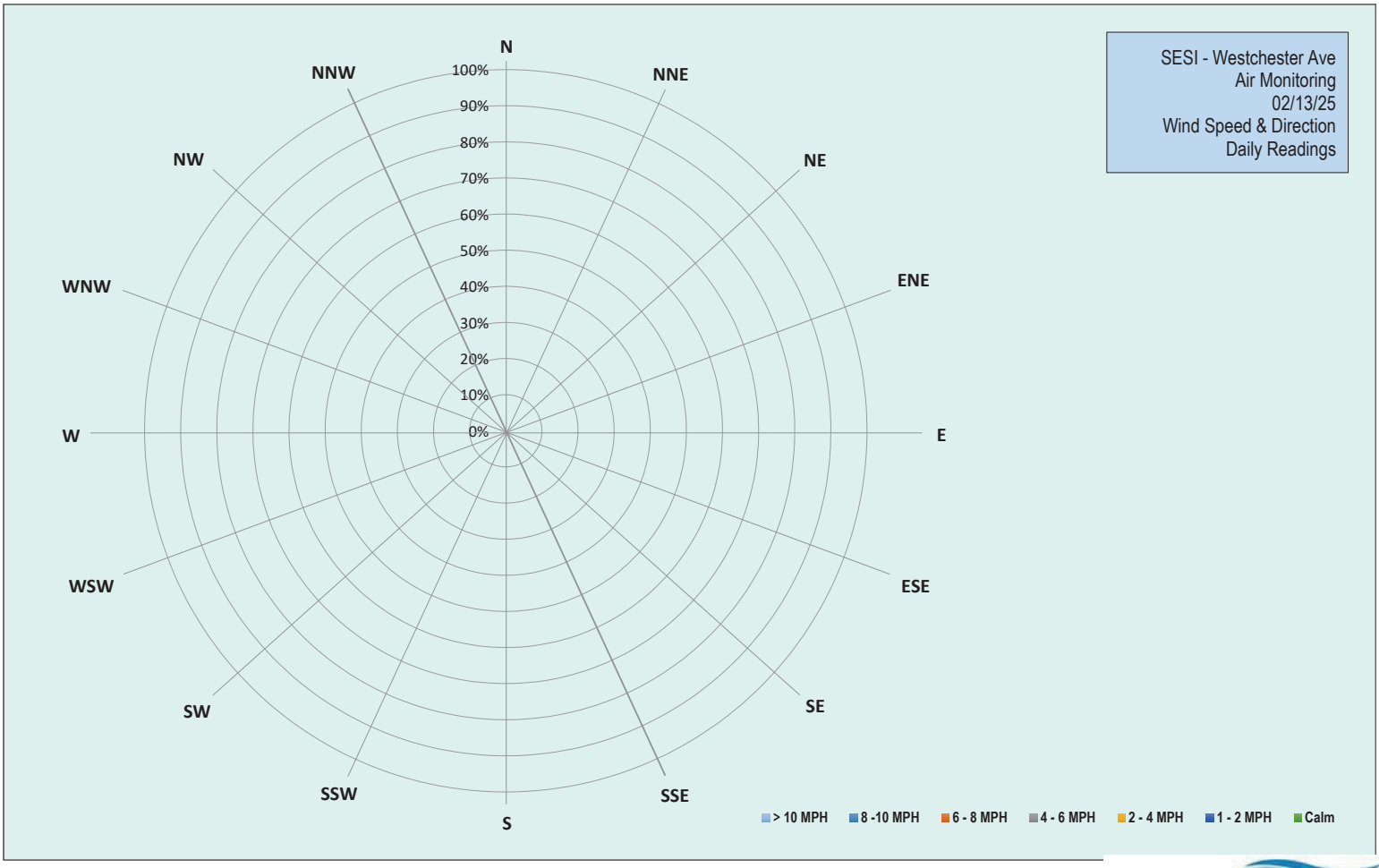

EMILCOTT
A Triumvirate Environmental Company

Grand Union Bowling Alley Site
BCP #360222
150 Westchester Avenue, Port Chester
February 13, 2025

Thursday, February 13, 2025						
Number of Instances Where Downwind Particulates Exceeds Upwind Particulate + 150 =						0
Number of Comparable Data Points =						325
Start Time:						9:56
End Time:						15:35
PARTICULATE DATA						
Upwind			Downwind			Exceeds Particulate Alarm Limit
Time	Concentration (ug/m^3)	15-Min Avg Concentration (ug/m^3)	Time	Concentration (ug/m^3)	15-Min Avg Concentration (ug/m^3)	
9:56	6.0	-	9:56	6.0	-	-
9:57	6.8	-	9:57	6.8	-	-
9:58	7.3	-	9:58	7.3	-	-
9:59	6.8	-	9:59	6.8	-	-
10:00	6.0	-	10:00	6.0	-	-
10:01	9.8	-	10:01	9.8	-	-
10:02	13.0	-	10:02	13.0	-	-
10:03	8.0	-	10:03	8.0	-	-
10:04	6.8	-	10:04	6.8	-	-
10:05	7.3	-	10:05	7.3	-	-
10:06	6.5	-	10:06	6.5	-	-
10:07	6.5	-	10:07	6.5	-	-
10:08	7.5	-	10:08	7.5	-	-
10:09	6.0	-	10:09	6.0	-	-
10:10	9.5	-	10:10	9.5	-	-
10:11	7.3	7.7	10:11	7.3	7.7	-
10:12	8.0	7.7	10:12	8.0	7.7	-
10:13	8.3	7.8	10:13	8.3	7.8	-
10:14	6.8	7.8	10:14	6.8	7.8	-
10:15	6.3	7.8	10:15	6.3	7.8	-
10:16	6.8	7.6	10:16	6.8	7.6	-
10:17	7.0	7.2	10:17	7.0	7.2	-
10:18	8.8	7.3	10:18	8.8	7.3	-
10:19	11.3	7.6	10:19	11.3	7.6	-
10:20	7.3	7.6	10:20	7.3	7.6	-
10:21	6.8	7.6	10:21	6.8	7.6	-
10:22	5.5	7.5	10:22	5.5	7.5	-
10:23	6.0	7.4	10:23	6.0	7.4	-
10:24	7.3	7.5	10:24	7.3	7.5	-
10:25	7.3	7.4	10:25	7.3	7.4	-
10:26	6.8	7.3	10:26	6.8	7.3	-
10:27	7.0	7.3	10:27	7.0	7.3	-
10:28	7.0	7.2	10:28	7.0	7.2	-
10:29	7.5	7.2	10:29	7.5	7.2	-
10:30	5.8	7.2	10:30	5.8	7.2	-
10:31	5.0	7.1	10:31	5.0	7.1	-
10:32	5.3	7.0	10:32	5.3	7.0	-
10:33	6.0	6.8	10:33	6.0	6.8	-
10:34	5.5	6.4	10:34	5.5	6.4	-
10:35	6.8	6.4	10:35	6.8	6.4	-
10:36	7.5	6.4	10:36	7.5	6.4	-
10:37	7.5	6.5	10:37	7.5	6.5	-

Grand Union Bowling Alley Site
BCP #360222
150 Westchester Avenue, Port Chester
February 13, 2025

PARTICULATE DATA						
Upwind			Downwind			Exceeds Particulate Alarm Limit
Time	Concentration (ug/m^3)	15-Min Avg Concentration (ug/m^3)	Time	Concentration (ug/m^3)	15-Min Avg Concentration (ug/m^3)	
10:38	7.0	6.6	10:38	7.0	6.6	-
10:39	10.0	6.8	10:39	10.0	6.8	-
10:40	26.8	8.1	10:40	26.8	8.1	-
10:41	9.8	8.3	10:41	9.8	8.3	-
10:42	8.3	8.4	10:42	8.3	8.4	-
10:43	7.8	8.4	10:43	7.8	8.4	-
10:44	5.8	8.3	10:44	5.8	8.3	-
10:45	6.5	8.4	10:45	6.5	8.4	-
10:46	10.3	8.7	10:46	10.3	8.7	-
10:47	8.0	8.9	10:47	8.0	8.9	-
10:48	9.8	9.1	10:48	9.8	9.1	-
10:49	15.5	9.8	10:49	15.5	9.8	-
10:50	24.0	11.0	10:50	24.0	11.0	-
10:51	8.8	11.0	10:51	8.8	11.0	-
10:52	11.0	11.3	10:52	11.0	11.3	-
10:53	7.5	11.3	10:53	7.5	11.3	-
10:54	10.0	11.3	10:54	10.0	11.3	-
10:55	17.8	10.7	10:55	17.8	10.7	-
10:56	13.5	11.0	10:56	13.5	11.0	-
10:57	8.0	10.9	10:57	8.0	10.9	-
10:58	8.8	11.0	10:58	8.8	11.0	-
10:59	34.0	12.9	10:59	34.0	12.9	-
11:00	10.5	13.2	11:00	10.5	13.2	-
11:01	7.4	13.0	11:01	7.4	13.0	-
11:02	7.2	12.9	11:02	7.2	12.9	-
11:03	5.0	12.6	11:03	5.0	12.6	-
11:04	6.8	12.0	11:04	6.8	12.0	-
11:05	10.4	11.1	11:05	10.4	11.1	-
11:06	7.8	11.0	11:06	7.8	11.0	-
11:07	7.6	10.8	11:07	7.6	10.8	-
11:08	13.8	11.2	11:08	13.8	11.2	-
11:09	11.6	11.3	11:09	11.6	11.3	-
11:10	9.8	10.8	11:10	9.8	10.8	-
11:11	8.8	10.5	11:11	8.8	10.5	-
11:12	8.0	10.5	11:12	8.0	10.5	-
11:13	6.4	10.3	11:13	6.4	10.3	-
11:14	9.0	8.7	11:14	9.0	8.7	-
11:15	17.2	9.1	11:15	17.2	9.1	-
11:16	7.6	9.1	11:16	7.6	9.1	-
11:17	6.0	9.1	11:17	6.0	9.1	-
11:18	5.4	9.1	11:18	5.4	9.1	-
11:19	4.8	8.9	11:19	4.8	8.9	-
11:20	4.8	8.6	11:20	4.8	8.6	-
11:21	5.2	8.4	11:21	5.2	8.4	-
11:22	5.0	8.2	11:22	5.0	8.2	-
11:23	4.8	7.6	11:23	4.8	7.6	-
11:24	5.0	7.2	11:24	5.0	7.2	-
11:25	5.2	6.9	11:25	5.2	6.9	-
11:26	9.2	6.9	11:26	9.2	6.9	-

Grand Union Bowling Alley Site
BCP #360222
150 Westchester Avenue, Port Chester
February 13, 2025

PARTICULATE DATA						
Upwind			Downwind			Exceeds Particulate Alarm Limit
Time	Concentration (ug/m^3)	15-Min Avg Concentration (ug/m^3)	Time	Concentration (ug/m^3)	15-Min Avg Concentration (ug/m^3)	
11:27	11.6	7.1	11:27	11.6	7.1	-
11:28	8.6	7.3	11:28	8.6	7.3	-
11:29	5.6	7.1	11:29	5.6	7.1	-
11:30	5.6	6.3	11:30	5.6	6.3	-
11:31	6.0	6.2	11:31	6.0	6.2	-
11:32	6.6	6.2	11:32	6.6	6.2	-
11:33	5.2	6.2	11:33	5.2	6.2	-
11:34	5.2	6.2	11:34	5.2	6.2	-
11:35	7.0	6.4	11:35	7.0	6.4	-
11:36	7.2	6.5	11:36	7.2	6.5	-
11:37	6.6	6.6	11:37	6.6	6.6	-
11:38	6.2	6.7	11:38	6.2	6.7	-
11:39	5.0	6.7	11:39	5.0	6.7	-
11:40	5.4	6.7	11:40	5.4	6.7	-
11:41	6.8	6.6	11:41	6.8	6.6	-
11:42	6.0	6.2	11:42	6.0	6.2	-
11:43	5.6	6.0	11:43	5.6	6.0	-
11:44	6.8	6.1	11:44	6.8	6.1	-
11:45	4.6	6.0	11:45	4.6	6.0	-
11:46	5.6	6.0	11:46	5.6	6.0	-
11:47	4.8	5.9	11:47	4.8	5.9	-
11:48	6.2	5.9	11:48	6.2	5.9	-
11:49	6.0	6.0	11:49	6.0	6.0	-
11:50	4.4	5.8	11:50	4.4	5.8	-
11:51	4.4	5.6	11:51	4.4	5.6	-
11:52	5.2	5.5	11:52	5.2	5.5	-
11:53	5.0	5.5	11:53	5.0	5.5	-
11:54	5.6	5.5	11:54	5.6	5.5	-
11:55	6.4	5.6	11:55	6.4	5.6	-
11:56	6.0	5.5	11:56	6.0	5.5	-
11:57	6.6	5.5	11:57	6.6	5.5	-
11:58	6.2	5.6	11:58	6.2	5.6	-
11:59	5.6	5.5	11:59	5.6	5.5	-
12:00	5.4	5.6	12:00	5.4	5.6	-
12:01	6.4	5.6	12:01	6.4	5.6	-
12:02	7.4	5.8	12:02	7.4	5.8	-
12:03	4.6	5.7	12:03	4.6	5.7	-
12:04	4.8	5.6	12:04	4.8	5.6	-
12:05	5.2	5.7	12:05	5.2	5.7	-
12:06	5.0	5.7	12:06	5.0	5.7	-
12:07	8.6	5.9	12:07	8.6	5.9	-
12:08	7.4	6.1	12:08	7.4	6.1	-
12:09	5.6	6.1	12:09	5.6	6.1	-
12:10	5.4	6.0	12:10	5.4	6.0	-
12:11	7.0	6.1	12:11	7.0	6.1	-
12:12	5.2	6.0	12:12	5.2	6.0	-
12:13	8.4	6.1	12:13	8.4	6.1	-
12:14	10.6	6.5	12:14	10.6	6.5	-
12:15	26.4	7.9	12:15	26.4	7.9	-

Grand Union Bowling Alley Site
BCP #360222
150 Westchester Avenue, Port Chester
February 13, 2025

PARTICULATE DATA						
Upwind			Downwind			Exceeds Particulate Alarm Limit
Time	Concentration (ug/m^3)	15-Min Avg Concentration (ug/m^3)	Time	Concentration (ug/m^3)	15-Min Avg Concentration (ug/m^3)	
12:16	28.2	9.3	12:16	28.2	9.3	-
12:17	5.0	9.2	12:17	5.0	9.2	-
12:18	4.0	9.1	12:18	4.0	9.1	-
12:19	4.8	9.1	12:19	4.8	9.1	-
12:20	5.0	9.1	12:20	5.0	9.1	-
12:21	6.4	9.2	12:21	6.4	9.2	-
12:22	6.0	9.0	12:22	6.0	9.0	-
12:23	5.8	8.9	12:23	5.8	8.9	-
12:24	5.8	8.9	12:24	5.8	8.9	-
12:25	6.2	9.0	12:25	6.2	9.0	-
12:26	6.6	9.0	12:26	6.6	9.0	-
12:27	7.0	9.1	12:27	7.0	9.1	-
12:28	6.4	8.9	12:28	6.4	8.9	-
12:29	5.2	8.6	12:29	5.2	8.6	-
12:30	5.8	7.2	12:30	5.8	7.2	-
12:31	8.2	5.9	12:31	8.2	5.9	-
12:32	9.0	6.1	12:32	9.0	6.1	-
12:33	8.2	6.4	12:33	8.2	6.4	-
12:34	7.2	6.6	12:34	7.2	6.6	-
12:35	5.2	6.6	12:35	5.2	6.6	-
12:36	5.4	6.5	12:36	5.4	6.5	-
12:37	5.2	6.5	12:37	5.2	6.5	-
12:38	5.0	6.4	12:38	5.0	6.4	-
12:39	5.4	6.4	12:39	5.4	6.4	-
12:40	5.4	6.3	12:40	5.4	6.3	-
12:41	5.8	6.3	12:41	5.8	6.3	-
12:42	5.8	6.2	12:42	5.8	6.2	-
12:43	5.8	6.2	12:43	5.8	6.2	-
12:44	5.8	6.2	12:44	5.8	6.2	-
12:45	6.2	6.2	12:45	6.2	6.2	-
12:46	6.0	6.1	12:46	6.0	6.1	-
12:47	6.6	5.9	12:47	6.6	5.9	-
12:48	6.8	5.8	12:48	6.8	5.8	-
12:49	6.8	5.8	12:49	6.8	5.8	-
12:50	5.6	5.8	12:50	5.6	5.8	-
12:51	5.2	5.8	12:51	5.2	5.8	-
12:52	4.8	5.8	12:52	4.8	5.8	-
12:53	5.0	5.8	12:53	5.0	5.8	-
12:54	4.4	5.7	12:54	4.4	5.7	-
12:55	4.8	5.7	12:55	4.8	5.7	-
12:56	4.8	5.6	12:56	4.8	5.6	-
12:57	5.0	5.6	12:57	5.0	5.6	-
12:58	5.0	5.5	12:58	5.0	5.5	-
12:59	6.8	5.6	12:59	6.8	5.6	-
13:00	6.5	5.6	13:00	6.5	5.6	-
13:01	6.5	5.6	13:01	6.5	5.6	-
13:02	8.8	5.8	13:02	8.8	5.8	-
13:03	8.5	5.9	13:03	8.5	5.9	-
13:04	10.0	6.1	13:04	10.0	6.1	-

Grand Union Bowling Alley Site
BCP #360222
150 Westchester Avenue, Port Chester
February 13, 2025

PARTICULATE DATA						
Upwind			Downwind			Exceeds Particulate Alarm Limit
Time	Concentration (ug/m^3)	15-Min Avg Concentration (ug/m^3)	Time	Concentration (ug/m^3)	15-Min Avg Concentration (ug/m^3)	
13:05	11.0	6.5	13:05	11.0	6.5	-
13:06	10.8	6.8	13:06	10.8	6.8	-
13:07	11.0	7.3	13:07	11.0	7.3	-
13:08	11.3	7.7	13:08	11.3	7.7	-
13:09	10.8	8.1	13:09	10.8	8.1	-
13:10	10.0	8.4	13:10	10.0	8.4	-
13:11	10.8	8.8	13:11	10.8	8.8	-
13:12	26.3	10.3	13:12	26.3	10.3	-
13:13	95.5	16.3	13:13	95.5	16.3	-
13:14	27.5	17.7	13:14	27.5	17.7	-
13:15	13.5	18.1	13:15	13.5	18.1	-
13:16	13.5	18.6	13:16	13.5	18.6	-
13:17	17.3	19.2	13:17	17.3	19.2	-
13:18	22.5	20.1	13:18	22.5	20.1	-
13:19	19.5	20.7	13:19	19.5	20.7	-
13:20	15.5	21.0	13:20	15.5	21.0	-
13:21	14.0	21.3	13:21	14.0	21.3	-
13:22	14.0	21.5	13:22	14.0	21.5	-
13:23	18.8	22.0	13:23	18.8	22.0	-
13:24	19.5	22.5	13:24	19.5	22.5	-
13:25	44.0	24.8	13:25	44.0	24.8	-
13:26	32.0	26.2	13:26	32.0	26.2	-
13:27	18.8	25.7	13:27	18.8	25.7	-
13:28	14.5	20.3	13:28	14.5	20.3	-
13:29	17.0	19.6	13:29	17.0	19.6	-
13:30	28.5	20.6	13:30	28.5	20.6	-
13:31	20.5	21.1	13:31	20.5	21.1	-
13:32	27.0	21.7	13:32	27.0	21.7	-
13:33	28.8	22.2	13:33	28.8	22.2	-
13:34	25.3	22.5	13:34	25.3	22.5	-
13:35	18.3	22.7	13:35	18.3	22.7	-
13:36	27.3	23.6	13:36	27.3	23.6	-
13:37	15.5	23.7	13:37	15.5	23.7	-
13:38	18.8	23.7	13:38	18.8	23.7	-
13:39	14.5	23.4	13:39	14.5	23.4	-
13:40	25.3	22.1	13:40	25.3	22.1	-
13:41	19.5	21.3	13:41	19.5	21.3	-
13:42	22.5	21.5	13:42	22.5	21.5	-
13:43	47.5	23.7	13:43	47.5	23.7	-
13:44	55.3	26.3	13:44	55.3	26.3	-
13:45	45.0	27.4	13:45	45.0	27.4	-
13:46	22.3	27.5	13:46	22.3	27.5	-
13:47	33.8	28.0	13:47	33.8	28.0	-
13:48	64.5	30.3	13:48	64.5	30.3	-
13:49	35.5	31.0	13:49	35.5	31.0	-
13:50	40.8	32.5	13:50	40.8	32.5	-
13:51	24.8	32.4	13:51	24.8	32.4	-
13:52	18.8	32.6	13:52	18.8	32.6	-
13:53	17.3	32.5	13:53	17.3	32.5	-

Grand Union Bowling Alley Site
BCP #360222
150 Westchester Avenue, Port Chester
February 13, 2025

PARTICULATE DATA						
Upwind			Downwind			Exceeds Particulate Alarm Limit
Time	Concentration (ug/m^3)	15-Min Avg Concentration (ug/m^3)	Time	Concentration (ug/m^3)	15-Min Avg Concentration (ug/m^3)	
13:54	17.0	32.6	13:54	17.0	32.6	-
13:55	16.3	32.0	13:55	16.3	32.0	-
13:56	15.5	31.8	13:56	15.5	31.8	-
13:57	18.5	31.5	13:57	18.5	31.5	-
13:58	17.5	29.5	13:58	17.5	29.5	-
13:59	17.5	27.0	13:59	17.5	27.0	-
14:00	16.3	25.1	14:00	16.3	25.1	-
14:01	15.8	24.6	14:01	15.8	24.6	-
14:02	15.8	23.4	14:02	15.8	23.4	-
14:03	30.5	21.2	14:03	30.5	21.2	-
14:04	16.0	19.9	14:04	16.0	19.9	-
14:05	20.3	18.5	14:05	20.3	18.5	-
14:06	18.5	18.1	14:06	18.5	18.1	-
14:07	36.8	19.3	14:07	36.8	19.3	-
14:08	24.0	19.7	14:08	24.0	19.7	-
14:09	13.3	19.5	14:09	13.3	19.5	-
14:10	19.5	19.7	14:10	19.5	19.7	-
14:11	21.8	20.1	14:11	21.8	20.1	-
14:12	11.5	19.7	14:12	11.5	19.7	-
14:13	9.0	19.1	14:13	9.0	19.1	-
14:14	9.8	18.6	14:14	9.8	18.6	-
14:15	12.8	18.3	14:15	12.8	18.3	-
14:16	13.8	18.2	14:16	13.8	18.2	-
14:17	10.3	17.8	14:17	10.3	17.8	-
14:18	12.0	16.6	14:18	12.0	16.6	-
14:19	12.0	16.3	14:19	12.0	16.3	-
14:20	22.5	16.5	14:20	22.5	16.5	-
14:21	22.5	16.8	14:21	22.5	16.8	-
14:22	23.8	15.9	14:22	23.8	15.9	-
14:23	24.3	15.9	14:23	24.3	15.9	-
14:24	23.8	16.6	14:24	23.8	16.6	-
14:25	28.3	17.2	14:25	28.3	17.2	-
14:26	35.0	18.1	14:26	35.0	18.1	-
14:27	37.5	19.8	14:27	37.5	19.8	-
14:28	30.8	21.3	14:28	30.8	21.3	-
14:29	23.5	22.2	14:29	23.5	22.2	-
14:30	24.5	23.0	14:30	24.5	23.0	-
14:31	23.0	23.6	14:31	23.0	23.6	-
14:32	27.0	24.7	14:32	27.0	24.7	-
14:33	30.5	25.9	14:33	30.5	25.9	-
14:34	51.8	28.6	14:34	51.8	28.6	-
14:35	28.3	29.0	14:35	28.3	29.0	-
14:36	30.5	29.5	14:36	30.5	29.5	-
14:37	173.3	39.5	14:37	173.3	39.5	-
14:38	31.3	39.9	14:38	31.3	39.9	-
14:39	52.0	41.8	14:39	52.0	41.8	-
14:40	33.3	42.1	14:40	33.3	42.1	-
14:41	31.5	41.9	14:41	31.5	41.9	-
14:42	33.8	41.7	14:42	33.8	41.7	-

Grand Union Bowling Alley Site
BCP #360222
150 Westchester Avenue, Port Chester
February 13, 2025

PARTICULATE DATA						
Upwind			Downwind			Exceeds Particulate Alarm Limit
Time	Concentration (ug/m^3)	15-Min Avg Concentration (ug/m^3)	Time	Concentration (ug/m^3)	15-Min Avg Concentration (ug/m^3)	
14:43	32.5	41.8	14:43	32.5	41.8	-
14:44	49.0	43.5	14:44	49.0	43.5	-
14:45	29.0	43.8	14:45	29.0	43.8	-
14:46	28.8	44.2	14:46	28.8	44.2	-
14:47	33.0	44.6	14:47	33.0	44.6	-
14:48	32.3	44.7	14:48	32.3	44.7	-
14:49	30.3	43.2	14:49	30.3	43.2	-
14:50	32.5	43.5	14:50	32.5	43.5	-
14:51	34.0	43.8	14:51	34.0	43.8	-
14:52	40.0	34.9	14:52	40.0	34.9	-
14:53	67.8	37.3	14:53	67.8	37.3	-
14:54	114.3	41.5	14:54	114.3	41.5	-
14:55	29.3	41.2	14:55	29.3	41.2	-
14:56	43.5	42.0	14:56	43.5	42.0	-
14:57	84.5	45.4	14:57	84.5	45.4	-
14:58	33.0	45.4	14:58	33.0	45.4	-
14:59	27.8	44.0	14:59	27.8	44.0	-
15:00	30.8	44.1	15:00	30.8	44.1	-
15:01	28.5	44.1	15:01	28.5	44.1	-
15:02	26.3	43.6	15:02	26.3	43.6	-
15:03	25.5	43.2	15:03	25.5	43.2	-
15:04	27.5	43.0	15:04	27.5	43.0	-
15:05	28.8	42.8	15:05	28.8	42.8	-
15:06	30.0	42.5	15:06	30.0	42.5	-
15:07	28.0	41.7	15:07	28.0	41.7	-
15:08	29.0	39.1	15:08	29.0	39.1	-
15:09	28.8	33.4	15:09	28.8	33.4	-
15:10	71.5	36.2	15:10	71.5	36.2	-
15:11	40.8	36.0	15:11	40.8	36.0	-
15:12	28.3	32.3	15:12	28.3	32.3	-
15:13	34.3	32.4	15:13	34.3	32.4	-
15:14	39.8	33.2	15:14	39.8	33.2	-
15:15	698.8	77.7	15:15	698.8	77.7	-
15:16	76.8	80.9	15:16	76.8	80.9	-
15:17	25.8	80.9	15:17	25.8	80.9	-
15:18	24.0	80.8	15:18	24.0	80.8	-
15:19	26.0	80.7	15:19	26.0	80.7	-
15:20	25.8	80.5	15:20	25.8	80.5	-
15:21	33.5	80.7	15:21	33.5	80.7	-
15:22	24.3	80.5	15:22	24.3	80.5	-
15:23	22.5	80.0	15:23	22.5	80.0	-
15:24	22.8	79.6	15:24	22.8	79.6	-
15:25	25.5	76.6	15:25	25.5	76.6	-
15:26	23.0	75.4	15:26	23.0	75.4	-
15:27	23.3	75.1	15:27	23.3	75.1	-
15:28	143.0	82.3	15:28	143.0	82.3	-
15:29	23.3	81.2	15:29	23.3	81.2	-
15:30	29.3	36.6	15:30	29.3	36.6	-
15:31	25.3	33.1	15:31	25.3	33.1	-

Grand Union Bowling Alley Site
BCP #360222
150 Westchester Avenue, Port Chester
February 13, 2025

PARTICULATE DATA						
Upwind			Downwind			Exceeds Particulate Alarm Limit
Time	Concentration (ug/m^3)	15-Min Avg Concentration (ug/m^3)	Time	Concentration (ug/m^3)	15-Min Avg Concentration (ug/m^3)	
15:32	25.8	33.1	15:32	25.8	33.1	-
15:33	25.3	33.2	15:33	25.3	33.2	-
15:34	26.5	33.3	15:34	26.5	33.3	-
15:35	30.0	33.5	15:35	30.0	33.5	-

Grand Union Bowling Alley Site
BCP #360222
150 Westchester Avenue, Port Chester
February 13, 2025

Thursday, February 13, 2025						
Number of Instances Where Downwind VOCs Exceeds Upwind VOCs + 5 =						0
Number of Comparable Data Points =						325
Start Time:						9:56
End Time:						15:35
PID DATA						
Upwind			Downwind			Exceeds VOC Alarm Limit
Time	Concentration (ppm)	15-Min Avg Concentration (ppm)	Time	Concentration (ppm)	15-Min Avg Concentration (ppm)	
9:56	0.0	-	9:56	0.0	-	-
9:57	0.0	-	9:57	0.0	-	-
9:58	0.0	-	9:58	0.0	-	-
9:59	0.0	-	9:59	0.0	-	-
10:00	0.0	-	10:00	0.0	-	-
10:01	0.0	-	10:01	0.0	-	-
10:02	0.0	-	10:02	0.0	-	-
10:03	0.0	-	10:03	0.0	-	-
10:04	0.0	-	10:04	0.0	-	-
10:05	0.0	-	10:05	0.0	-	-
10:06	0.0	-	10:06	0.0	-	-
10:07	0.0	-	10:07	0.0	-	-
10:08	0.0	-	10:08	0.0	-	-
10:09	0.0	-	10:09	0.0	-	-
10:10	0.0	-	10:10	0.0	-	-
10:11	0.0	0.0	10:11	0.0	0.0	-
10:12	0.0	0.0	10:12	0.0	0.0	-
10:13	0.0	0.0	10:13	0.0	0.0	-
10:14	0.0	0.0	10:14	0.0	0.0	-
10:15	0.0	0.0	10:15	0.0	0.0	-
10:16	0.0	0.0	10:16	0.0	0.0	-
10:17	0.0	0.0	10:17	0.0	0.0	-
10:18	0.0	0.0	10:18	0.0	0.0	-
10:19	0.0	0.0	10:19	0.0	0.0	-
10:20	0.0	0.0	10:20	0.0	0.0	-
10:21	0.0	0.0	10:21	0.0	0.0	-
10:22	0.0	0.0	10:22	0.0	0.0	-
10:23	0.0	0.0	10:23	0.0	0.0	-
10:24	0.0	0.0	10:24	0.0	0.0	-
10:25	0.0	0.0	10:25	0.0	0.0	-
10:26	0.0	0.0	10:26	0.0	0.0	-
10:27	0.0	0.0	10:27	0.0	0.0	-
10:28	0.0	0.0	10:28	0.0	0.0	-
10:29	0.0	0.0	10:29	0.0	0.0	-
10:30	0.0	0.0	10:30	0.0	0.0	-
10:31	0.0	0.0	10:31	0.0	0.0	-
10:32	0.0	0.0	10:32	0.0	0.0	-
10:33	0.0	0.0	10:33	0.0	0.0	-
10:34	0.0	0.0	10:34	0.0	0.0	-
10:35	0.0	0.0	10:35	0.0	0.0	-
10:36	0.0	0.0	10:36	0.0	0.0	-
10:37	0.0	0.0	10:37	0.0	0.0	-

Grand Union Bowling Alley Site
BCP #360222
150 Westchester Avenue, Port Chester
February 13, 2025

PID DATA						
Upwind			Downwind			Exceeds VOC Alarm Limit
Time	Concentration (ppm)	15-Min Avg Concentration (ppm)	Time	Concentration (ppm)	15-Min Avg Concentration (ppm)	
10:38	0.0	0.0	10:38	0.0	0.0	-
10:39	0.0	0.0	10:39	0.0	0.0	-
10:40	0.0	0.0	10:40	0.0	0.0	-
10:41	0.0	0.0	10:41	0.0	0.0	-
10:42	0.0	0.0	10:42	0.0	0.0	-
10:43	0.0	0.0	10:43	0.0	0.0	-
10:44	0.0	0.0	10:44	0.0	0.0	-
10:45	0.0	0.0	10:45	0.0	0.0	-
10:46	0.0	0.0	10:46	0.0	0.0	-
10:47	0.0	0.0	10:47	0.0	0.0	-
10:48	0.0	0.0	10:48	0.0	0.0	-
10:49	0.0	0.0	10:49	0.0	0.0	-
10:50	0.0	0.0	10:50	0.0	0.0	-
10:51	0.0	0.0	10:51	0.0	0.0	-
10:52	0.0	0.0	10:52	0.0	0.0	-
10:53	0.0	0.0	10:53	0.0	0.0	-
10:54	0.0	0.0	10:54	0.0	0.0	-
10:55	0.0	0.0	10:55	0.0	0.0	-
10:56	0.0	0.0	10:56	0.0	0.0	-
10:57	0.0	0.0	10:57	0.0	0.0	-
10:58	0.0	0.0	10:58	0.0	0.0	-
10:59	0.0	0.0	10:59	0.0	0.0	-
11:00	0.0	0.0	11:00	0.0	0.0	-
11:01	0.0	0.0	11:01	0.0	0.0	-
11:02	0.0	0.0	11:02	0.0	0.0	-
11:03	0.0	0.0	11:03	0.0	0.0	-
11:04	0.0	0.0	11:04	0.0	0.0	-
11:05	0.0	0.0	11:05	0.0	0.0	-
11:06	0.0	0.0	11:06	0.0	0.0	-
11:07	0.0	0.0	11:07	0.0	0.0	-
11:08	0.0	0.0	11:08	0.0	0.0	-
11:09	0.0	0.0	11:09	0.0	0.0	-
11:10	0.0	0.0	11:10	0.0	0.0	-
11:11	0.0	0.0	11:11	0.0	0.0	-
11:12	0.0	0.0	11:12	0.0	0.0	-
11:13	0.0	0.0	11:13	0.0	0.0	-
11:14	0.0	0.0	11:14	0.0	0.0	-
11:15	0.0	0.0	11:15	0.0	0.0	-
11:16	0.0	0.0	11:16	0.0	0.0	-
11:17	0.0	0.0	11:17	0.0	0.0	-
11:18	0.0	0.0	11:18	0.0	0.0	-
11:19	0.0	0.0	11:19	0.0	0.0	-
11:20	0.0	0.0	11:20	0.0	0.0	-
11:21	0.0	0.0	11:21	0.0	0.0	-
11:22	0.0	0.0	11:22	0.0	0.0	-
11:23	0.0	0.0	11:23	0.0	0.0	-
11:24	0.0	0.0	11:24	0.0	0.0	-
11:25	0.0	0.0	11:25	0.0	0.0	-

Grand Union Bowling Alley Site
BCP #360222
150 Westchester Avenue, Port Chester
February 13, 2025

PID DATA						
Upwind			Downwind			Exceeds VOC Alarm Limit
Time	Concentration (ppm)	15-Min Avg Concentration (ppm)	Time	Concentration (ppm)	15-Min Avg Concentration (ppm)	
11:26	0.0	0.0	11:26	0.0	0.0	-
11:27	0.0	0.0	11:27	0.0	0.0	-
11:28	0.0	0.0	11:28	0.0	0.0	-
11:29	0.0	0.0	11:29	0.0	0.0	-
11:30	0.0	0.0	11:30	0.0	0.0	-
11:31	0.0	0.0	11:31	0.0	0.0	-
11:32	0.0	0.0	11:32	0.0	0.0	-
11:33	0.0	0.0	11:33	0.0	0.0	-
11:34	0.0	0.0	11:34	0.0	0.0	-
11:35	0.0	0.0	11:35	0.0	0.0	-
11:36	0.0	0.0	11:36	0.0	0.0	-
11:37	0.0	0.0	11:37	0.0	0.0	-
11:38	0.0	0.0	11:38	0.0	0.0	-
11:39	0.0	0.0	11:39	0.0	0.0	-
11:40	0.0	0.0	11:40	0.0	0.0	-
11:41	0.0	0.0	11:41	0.0	0.0	-
11:42	0.0	0.0	11:42	0.0	0.0	-
11:43	0.0	0.0	11:43	0.0	0.0	-
11:44	0.0	0.0	11:44	0.0	0.0	-
11:45	0.0	0.0	11:45	0.0	0.0	-
11:46	0.0	0.0	11:46	0.0	0.0	-
11:47	0.0	0.0	11:47	0.0	0.0	-
11:48	0.0	0.0	11:48	0.0	0.0	-
11:49	0.0	0.0	11:49	0.0	0.0	-
11:50	0.0	0.0	11:50	0.0	0.0	-
11:51	0.0	0.0	11:51	0.0	0.0	-
11:52	0.0	0.0	11:52	0.0	0.0	-
11:53	0.0	0.0	11:53	0.0	0.0	-
11:54	0.0	0.0	11:54	0.0	0.0	-
11:55	0.0	0.0	11:55	0.0	0.0	-
11:56	0.0	0.0	11:56	0.0	0.0	-
11:57	0.0	0.0	11:57	0.0	0.0	-
11:58	0.0	0.0	11:58	0.0	0.0	-
11:59	0.0	0.0	11:59	0.0	0.0	-
12:00	0.0	0.0	12:00	0.0	0.0	-
12:01	0.0	0.0	12:01	0.0	0.0	-
12:02	0.0	0.0	12:02	0.0	0.0	-
12:03	0.0	0.0	12:03	0.0	0.0	-
12:04	0.0	0.0	12:04	0.0	0.0	-
12:05	0.0	0.0	12:05	0.0	0.0	-
12:06	0.0	0.0	12:06	0.0	0.0	-
12:07	0.0	0.0	12:07	0.0	0.0	-
12:08	0.0	0.0	12:08	0.0	0.0	-
12:09	0.0	0.0	12:09	0.0	0.0	-
12:10	0.0	0.0	12:10	0.0	0.0	-
12:11	0.0	0.0	12:11	0.0	0.0	-
12:12	0.0	0.0	12:12	0.0	0.0	-
12:13	0.0	0.0	12:13	0.0	0.0	-

Grand Union Bowling Alley Site
BCP #360222
150 Westchester Avenue, Port Chester
February 13, 2025

PID DATA						
Upwind			Downwind			Exceeds VOC Alarm Limit
Time	Concentration (ppm)	15-Min Avg Concentration (ppm)	Time	Concentration (ppm)	15-Min Avg Concentration (ppm)	
12:14	0.0	0.0	12:14	0.0	0.0	-
12:15	0.0	0.0	12:15	0.0	0.0	-
12:16	0.0	0.0	12:16	0.0	0.0	-
12:17	0.0	0.0	12:17	0.0	0.0	-
12:18	0.0	0.0	12:18	0.0	0.0	-
12:19	0.0	0.0	12:19	0.0	0.0	-
12:20	0.0	0.0	12:20	0.0	0.0	-
12:21	0.0	0.0	12:21	0.0	0.0	-
12:22	0.0	0.0	12:22	0.0	0.0	-
12:23	0.0	0.0	12:23	0.0	0.0	-
12:24	0.0	0.0	12:24	0.0	0.0	-
12:25	0.0	0.0	12:25	0.0	0.0	-
12:26	0.0	0.0	12:26	0.0	0.0	-
12:27	0.0	0.0	12:27	0.0	0.0	-
12:28	0.0	0.0	12:28	0.0	0.0	-
12:29	0.0	0.0	12:29	0.0	0.0	-
12:30	0.0	0.0	12:30	0.0	0.0	-
12:31	0.0	0.0	12:31	0.0	0.0	-
12:32	0.0	0.0	12:32	0.0	0.0	-
12:33	0.0	0.0	12:33	0.0	0.0	-
12:34	0.0	0.0	12:34	0.0	0.0	-
12:35	0.0	0.0	12:35	0.0	0.0	-
12:36	0.0	0.0	12:36	0.0	0.0	-
12:37	0.0	0.0	12:37	0.0	0.0	-
12:38	0.0	0.0	12:38	0.0	0.0	-
12:39	0.0	0.0	12:39	0.0	0.0	-
12:40	0.0	0.0	12:40	0.0	0.0	-
12:41	0.0	0.0	12:41	0.0	0.0	-
12:42	0.0	0.0	12:42	0.0	0.0	-
12:43	0.0	0.0	12:43	0.0	0.0	-
12:44	0.0	0.0	12:44	0.0	0.0	-
12:45	0.0	0.0	12:45	0.0	0.0	-
12:46	0.0	0.0	12:46	0.0	0.0	-
12:47	0.0	0.0	12:47	0.0	0.0	-
12:48	0.0	0.0	12:48	0.0	0.0	-
12:49	0.0	0.0	12:49	0.0	0.0	-
12:50	0.0	0.0	12:50	0.0	0.0	-
12:51	0.0	0.0	12:51	0.0	0.0	-
12:52	0.0	0.0	12:52	0.0	0.0	-
12:53	0.0	0.0	12:53	0.0	0.0	-
12:54	0.0	0.0	12:54	0.0	0.0	-
12:55	0.0	0.0	12:55	0.0	0.0	-
12:56	0.0	0.0	12:56	0.0	0.0	-
12:57	0.0	0.0	12:57	0.0	0.0	-
12:58	0.0	0.0	12:58	0.0	0.0	-
12:59	0.0	0.0	12:59	0.0	0.0	-
13:00	0.0	0.0	13:00	0.0	0.0	-
13:01	0.0	0.0	13:01	0.0	0.0	-

Grand Union Bowling Alley Site
BCP #360222
150 Westchester Avenue, Port Chester
February 13, 2025

PID DATA						
Upwind			Downwind			Exceeds VOC Alarm Limit
Time	Concentration (ppm)	15-Min Avg Concentration (ppm)	Time	Concentration (ppm)	15-Min Avg Concentration (ppm)	
13:02	0.0	0.0	13:02	0.0	0.0	-
13:03	0.0	0.0	13:03	0.0	0.0	-
13:04	0.0	0.0	13:04	0.0	0.0	-
13:05	0.0	0.0	13:05	0.0	0.0	-
13:06	0.0	0.0	13:06	0.0	0.0	-
13:07	0.0	0.0	13:07	0.0	0.0	-
13:08	0.0	0.0	13:08	0.0	0.0	-
13:09	0.0	0.0	13:09	0.0	0.0	-
13:10	0.0	0.0	13:10	0.0	0.0	-
13:11	0.0	0.0	13:11	0.0	0.0	-
13:12	0.0	0.0	13:12	0.0	0.0	-
13:13	0.0	0.0	13:13	0.0	0.0	-
13:14	0.0	0.0	13:14	0.0	0.0	-
13:15	0.0	0.0	13:15	0.0	0.0	-
13:16	0.0	0.0	13:16	0.0	0.0	-
13:17	0.0	0.0	13:17	0.0	0.0	-
13:18	0.0	0.0	13:18	0.0	0.0	-
13:19	0.0	0.0	13:19	0.0	0.0	-
13:20	0.0	0.0	13:20	0.0	0.0	-
13:21	0.0	0.0	13:21	0.0	0.0	-
13:22	0.0	0.0	13:22	0.0	0.0	-
13:23	0.0	0.0	13:23	0.0	0.0	-
13:24	0.0	0.0	13:24	0.0	0.0	-
13:25	0.0	0.0	13:25	0.0	0.0	-
13:26	0.0	0.0	13:26	0.0	0.0	-
13:27	0.0	0.0	13:27	0.0	0.0	-
13:28	0.0	0.0	13:28	0.0	0.0	-
13:29	0.0	0.0	13:29	0.0	0.0	-
13:30	0.0	0.0	13:30	0.0	0.0	-
13:31	0.0	0.0	13:31	0.0	0.0	-
13:32	0.0	0.0	13:32	0.0	0.0	-
13:33	0.0	0.0	13:33	0.0	0.0	-
13:34	0.0	0.0	13:34	0.0	0.0	-
13:35	0.0	0.0	13:35	0.0	0.0	-
13:36	0.0	0.0	13:36	0.0	0.0	-
13:37	0.0	0.0	13:37	0.0	0.0	-
13:38	0.0	0.0	13:38	0.0	0.0	-
13:39	0.0	0.0	13:39	0.0	0.0	-
13:40	0.0	0.0	13:40	0.0	0.0	-
13:41	0.0	0.0	13:41	0.0	0.0	-
13:42	0.0	0.0	13:42	0.0	0.0	-
13:43	0.0	0.0	13:43	0.0	0.0	-
13:44	0.0	0.0	13:44	0.0	0.0	-
13:45	0.0	0.0	13:45	0.0	0.0	-
13:46	0.0	0.0	13:46	0.0	0.0	-
13:47	0.0	0.0	13:47	0.0	0.0	-
13:48	0.0	0.0	13:48	0.0	0.0	-
13:49	0.0	0.0	13:49	0.0	0.0	-

Grand Union Bowling Alley Site
BCP #360222
150 Westchester Avenue, Port Chester
February 13, 2025

PID DATA						
Upwind			Downwind			Exceeds VOC Alarm Limit
Time	Concentration (ppm)	15-Min Avg Concentration (ppm)	Time	Concentration (ppm)	15-Min Avg Concentration (ppm)	
13:50	0.0	0.0	13:50	0.0	0.0	-
13:51	0.0	0.0	13:51	0.0	0.0	-
13:52	0.0	0.0	13:52	0.0	0.0	-
13:53	0.0	0.0	13:53	0.0	0.0	-
13:54	0.0	0.0	13:54	0.0	0.0	-
13:55	0.0	0.0	13:55	0.0	0.0	-
13:56	0.0	0.0	13:56	0.0	0.0	-
13:57	0.0	0.0	13:57	0.0	0.0	-
13:58	0.0	0.0	13:58	0.0	0.0	-
13:59	0.0	0.0	13:59	0.0	0.0	-
14:00	0.0	0.0	14:00	0.0	0.0	-
14:01	0.0	0.0	14:01	0.0	0.0	-
14:02	0.0	0.0	14:02	0.0	0.0	-
14:03	0.0	0.0	14:03	0.0	0.0	-
14:04	0.0	0.0	14:04	0.0	0.0	-
14:05	0.0	0.0	14:05	0.0	0.0	-
14:06	0.0	0.0	14:06	0.0	0.0	-
14:07	0.0	0.0	14:07	0.0	0.0	-
14:08	0.0	0.0	14:08	0.0	0.0	-
14:09	0.0	0.0	14:09	0.0	0.0	-
14:10	0.0	0.0	14:10	0.0	0.0	-
14:11	0.0	0.0	14:11	0.0	0.0	-
14:12	0.0	0.0	14:12	0.0	0.0	-
14:13	0.0	0.0	14:13	0.0	0.0	-
14:14	0.0	0.0	14:14	0.0	0.0	-
14:15	0.0	0.0	14:15	0.0	0.0	-
14:16	0.0	0.0	14:16	0.0	0.0	-
14:17	0.0	0.0	14:17	0.0	0.0	-
14:18	0.0	0.0	14:18	0.0	0.0	-
14:19	0.0	0.0	14:19	0.0	0.0	-
14:20	0.0	0.0	14:20	0.0	0.0	-
14:21	0.0	0.0	14:21	0.0	0.0	-
14:22	0.0	0.0	14:22	0.0	0.0	-
14:23	0.0	0.0	14:23	0.0	0.0	-
14:24	0.0	0.0	14:24	0.0	0.0	-
14:25	0.0	0.0	14:25	0.0	0.0	-
14:26	0.0	0.0	14:26	0.0	0.0	-
14:27	0.0	0.0	14:27	0.0	0.0	-
14:28	0.0	0.0	14:28	0.0	0.0	-
14:29	0.0	0.0	14:29	0.0	0.0	-
14:30	0.0	0.0	14:30	0.0	0.0	-
14:31	0.0	0.0	14:31	0.0	0.0	-
14:32	0.0	0.0	14:32	0.0	0.0	-
14:33	0.0	0.0	14:33	0.0	0.0	-
14:34	0.0	0.0	14:34	0.0	0.0	-
14:35	0.0	0.0	14:35	0.0	0.0	-
14:36	0.0	0.0	14:36	0.0	0.0	-
14:37	0.0	0.0	14:37	0.0	0.0	-

Grand Union Bowling Alley Site
BCP #360222
150 Westchester Avenue, Port Chester
February 13, 2025

PID DATA						
Upwind			Downwind			Exceeds VOC Alarm Limit
Time	Concentration (ppm)	15-Min Avg Concentration (ppm)	Time	Concentration (ppm)	15-Min Avg Concentration (ppm)	
14:38	0.0	0.0	14:38	0.0	0.0	-
14:39	0.0	0.0	14:39	0.0	0.0	-
14:40	0.0	0.0	14:40	0.0	0.0	-
14:41	0.0	0.0	14:41	0.0	0.0	-
14:42	0.0	0.0	14:42	0.0	0.0	-
14:43	0.0	0.0	14:43	0.0	0.0	-
14:44	0.0	0.0	14:44	0.0	0.0	-
14:45	0.0	0.0	14:45	0.0	0.0	-
14:46	0.0	0.0	14:46	0.0	0.0	-
14:47	0.0	0.0	14:47	0.0	0.0	-
14:48	0.0	0.0	14:48	0.0	0.0	-
14:49	0.0	0.0	14:49	0.0	0.0	-
14:50	0.0	0.0	14:50	0.0	0.0	-
14:51	0.0	0.0	14:51	0.0	0.0	-
14:52	0.0	0.0	14:52	0.0	0.0	-
14:53	0.0	0.0	14:53	0.0	0.0	-
14:54	0.0	0.0	14:54	0.0	0.0	-
14:55	0.0	0.0	14:55	0.0	0.0	-
14:56	0.0	0.0	14:56	0.0	0.0	-
14:57	0.0	0.0	14:57	0.0	0.0	-
14:58	0.0	0.0	14:58	0.0	0.0	-
14:59	0.0	0.0	14:59	0.0	0.0	-
15:00	0.0	0.0	15:00	0.0	0.0	-
15:01	0.0	0.0	15:01	0.0	0.0	-
15:02	0.0	0.0	15:02	0.0	0.0	-
15:03	0.0	0.0	15:03	0.0	0.0	-
15:04	0.0	0.0	15:04	0.0	0.0	-
15:05	0.0	0.0	15:05	0.0	0.0	-
15:06	0.0	0.0	15:06	0.0	0.0	-
15:07	0.0	0.0	15:07	0.0	0.0	-
15:08	0.0	0.0	15:08	0.0	0.0	-
15:09	0.0	0.0	15:09	0.0	0.0	-
15:10	0.0	0.0	15:10	0.0	0.0	-
15:11	0.0	0.0	15:11	0.0	0.0	-
15:12	0.0	0.0	15:12	0.0	0.0	-
15:13	0.0	0.0	15:13	0.0	0.0	-
15:14	0.0	0.0	15:14	0.0	0.0	-
15:15	0.0	0.0	15:15	0.0	0.0	-
15:16	0.0	0.0	15:16	0.0	0.0	-
15:17	0.0	0.0	15:17	0.0	0.0	-
15:18	0.0	0.0	15:18	0.0	0.0	-
15:19	0.0	0.0	15:19	0.0	0.0	-
15:20	0.0	0.0	15:20	0.0	0.0	-
15:21	0.0	0.0	15:21	0.0	0.0	-
15:22	0.0	0.0	15:22	0.0	0.0	-
15:23	0.0	0.0	15:23	0.0	0.0	-
15:24	0.0	0.0	15:24	0.0	0.0	-
15:25	0.0	0.0	15:25	0.0	0.0	-

Grand Union Bowling Alley Site
BCP #360222
150 Westchester Avenue, Port Chester
February 13, 2025

PID DATA						
Upwind			Downwind			
Time	Concentration (ppm)	15-Min Avg Concentration (ppm)	Time	Concentration (ppm)	15-Min Avg Concentration (ppm)	Exceeds VOC Alarm Limit
15:26	0.0	0.0	15:26	0.0	0.0	-
15:27	0.0	0.0	15:27	0.0	0.0	-
15:28	0.0	0.0	15:28	0.0	0.0	-
15:29	0.0	0.0	15:29	0.0	0.0	-
15:30	0.0	0.0	15:30	0.0	0.0	-
15:31	0.0	0.0	15:31	0.0	0.0	-
15:32	0.0	0.0	15:32	0.0	0.0	-
15:33	0.0	0.0	15:33	0.0	0.0	-
15:34	0.0	0.0	15:34	0.0	0.0	-
15:35	0.0	0.0	15:35	0.0	0.0	-

SESI CONSULTING ENGINEERS

959 US-46 Floor 3, Suite 300 - Parsippany-Troy Hills, NJ

DAILY AIR MONITORING REPORT
150 Westchester Avenue
Port Chester, New York

02/14/2025

Rev. No. 0 | Page 1 of 2

Project Number: 11895A

Dust Action Level: 150 µg/m^3

VOC Action Level: 5 ppm

Weather Data Range for Work Day		Wind Direction	, NE, ENE, E, ESE	Relative Humidity (%)	0.0 - 0.0	Daily Rain Total (in)	0.00	Readings in the summary table and graphs below are the reported downwind concentrations.
Temperature (°F)	0.0 - 0.0	Wind Speed (MPH)	0.0 - 0.0	Barometer (inHg)	0.00 - 0.00	Avg. Dew Point Temp (°F)	#DIV/0!	

Station Location	Daily Avg. Dust Concentration (µg/m^3)	Max 15-Min Dust Concentration (µg/m^3)	Time of Max Dust Reading	Daily Avg. VOC Concentration (ppm)	Max 15-Min VOC Concentration (ppm)	Time of Max VOC Reading
Upwind	22.3	50.2	13:07	0.0	0.0	8:10
Downwind	22.3	50.2	13:07	0.0	0.0	8:10

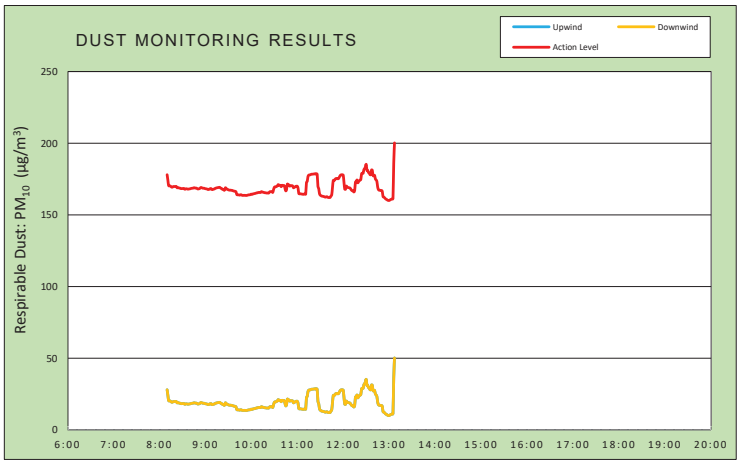

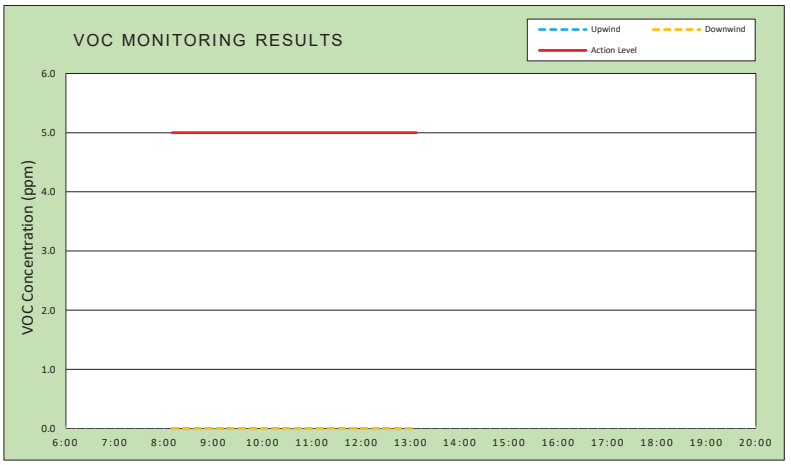

Air Monitoring Notes:

Weather Notes:

EMILCOTT
A Triumvirate Environmental Company

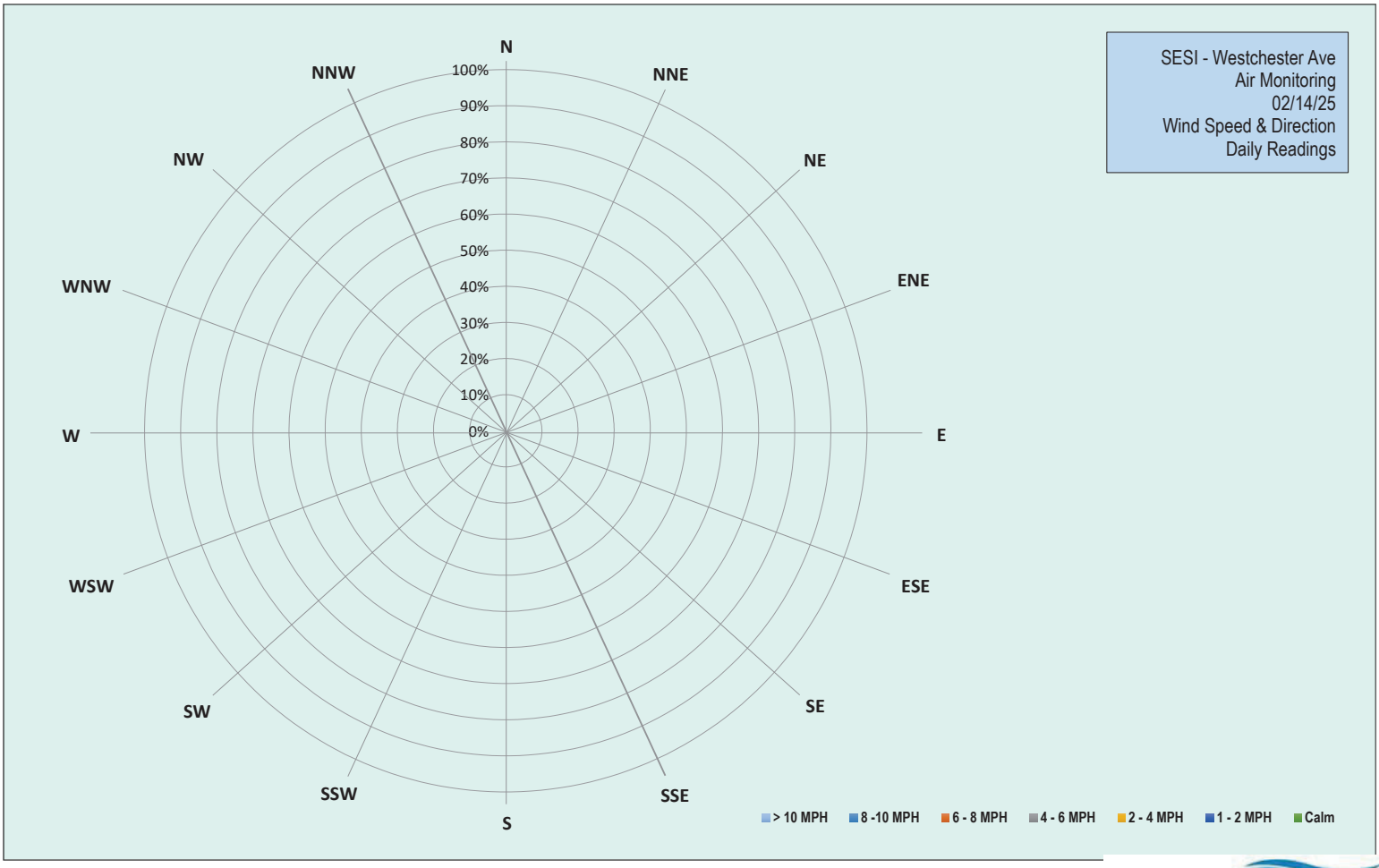

EMILCOTT
A Triumvirate Environmental Company

Grand Union Bowling Alley Site
BCP #360222
150 Westchester Avenue, Port Chester
February 14, 2025

Friday, February 14, 2025						
Number of Instances Where Downwind Particulates Exceeds Upwind Particulate + 150 =						0
Number of Comparable Data Points =						298
Start Time:						7:55
End Time:						13:07
PARTICULATE DATA						
Upwind			Downwind			Exceeds Particulate Alarm Limit
Time	Concentration (ug/m^3)	15-Min Avg Concentration (ug/m^3)	Time	Concentration (ug/m^3)	15-Min Avg Concentration (ug/m^3)	
7:55	428.0	-	7:55	428.0	-	-
7:56	77.5	-	7:56	77.5	-	-
7:57	76.5	-	7:57	76.5	-	-
7:58	19.5	-	7:58	19.5	-	-
7:59	18.8	-	7:59	18.8	-	-
8:00	22.3	-	8:00	22.3	-	-
8:01	22.5	-	8:01	22.5	-	-
8:02	19.5	-	8:02	19.5	-	-
8:03	21.0	-	8:03	21.0	-	-
8:04	18.3	-	8:04	18.3	-	-
8:05	20.8	-	8:05	20.8	-	-
8:06	19.5	-	8:06	19.5	-	-
8:07	18.5	-	8:07	18.5	-	-
8:08	30.3	-	8:08	30.3	-	-
8:09	17.5	-	8:09	17.5	-	-
8:10	18.5	28.1	8:10	18.5	28.1	-
8:11	19.8	24.2	8:11	19.8	24.2	-
8:12	18.3	20.3	8:12	18.3	20.3	-
8:13	19.5	20.3	8:13	19.5	20.3	-
8:14	17.0	20.2	8:14	17.0	20.2	-
8:15	16.5	19.8	8:15	16.5	19.8	-
8:16	15.8	19.4	8:16	15.8	19.4	-
8:17	20.0	19.4	8:17	20.0	19.4	-
8:18	26.3	19.8	8:18	26.3	19.8	-
8:19	19.5	19.8	8:19	19.5	19.8	-
8:20	20.3	19.8	8:20	20.3	19.8	-
8:21	19.8	19.8	8:21	19.8	19.8	-
8:22	19.5	19.9	8:22	19.5	19.9	-
8:23	15.8	18.9	8:23	15.8	18.9	-
8:24	19.5	19.1	8:24	19.5	19.1	-
8:25	17.0	19.0	8:25	17.0	19.0	-
8:26	16.0	18.7	8:26	16.0	18.7	-
8:27	17.5	18.7	8:27	17.5	18.7	-
8:28	15.3	18.4	8:28	15.3	18.4	-
8:29	17.0	18.4	8:29	17.0	18.4	-
8:30	16.8	18.4	8:30	16.8	18.4	-
8:31	16.8	18.5	8:31	16.8	18.5	-
8:32	19.5	18.4	8:32	19.5	18.4	-
8:33	18.5	17.9	8:33	18.5	17.9	-
8:34	22.3	18.1	8:34	22.3	18.1	-
8:35	22.5	18.2	8:35	22.5	18.2	-

Grand Union Bowling Alley Site
BCP #360222
150 Westchester Avenue, Port Chester
February 14, 2025

PARTICULATE DATA						
Upwind			Downwind			Exceeds Particulate Alarm Limit
Time	Concentration (ug/m^3)	15-Min Avg Concentration (ug/m^3)	Time	Concentration (ug/m^3)	15-Min Avg Concentration (ug/m^3)	
8:36	18.8	18.2	8:36	18.8	18.2	-
8:37	16.8	18.0	8:37	16.8	18.0	-
8:38	16.5	18.0	8:38	16.5	18.0	-
8:39	21.3	18.2	8:39	21.3	18.2	-
8:40	18.0	18.2	8:40	18.0	18.2	-
8:41	19.0	18.4	8:41	19.0	18.4	-
8:42	19.3	18.5	8:42	19.3	18.5	-
8:43	16.8	18.6	8:43	16.8	18.6	-
8:44	17.8	18.7	8:44	17.8	18.7	-
8:45	20.5	18.9	8:45	20.5	18.9	-
8:46	16.0	18.9	8:46	16.0	18.9	-
8:47	16.3	18.7	8:47	16.3	18.7	-
8:48	19.5	18.7	8:48	19.5	18.7	-
8:49	18.3	18.5	8:49	18.3	18.5	-
8:50	17.0	18.1	8:50	17.0	18.1	-
8:51	19.8	18.2	8:51	19.8	18.2	-
8:52	18.5	18.3	8:52	18.5	18.3	-
8:53	21.5	18.6	8:53	21.5	18.6	-
8:54	28.8	19.1	8:54	28.8	19.1	-
8:55	16.8	19.0	8:55	16.8	19.0	-
8:56	15.0	18.8	8:56	15.0	18.8	-
8:57	17.0	18.6	8:57	17.0	18.6	-
8:58	17.3	18.7	8:58	17.3	18.7	-
8:59	14.8	18.5	8:59	14.8	18.5	-
9:00	18.3	18.3	9:00	18.3	18.3	-
9:01	14.5	18.2	9:01	14.5	18.2	-
9:02	14.8	18.1	9:02	14.8	18.1	-
9:03	15.0	17.8	9:03	15.0	17.8	-
9:04	17.0	17.7	9:04	17.0	17.7	-
9:05	21.8	18.0	9:05	21.8	18.0	-
9:06	19.3	18.0	9:06	19.3	18.0	-
9:07	25.3	18.5	9:07	25.3	18.5	-
9:08	15.0	18.0	9:08	15.0	18.0	-
9:09	22.5	17.6	9:09	22.5	17.6	-
9:10	21.3	17.9	9:10	21.3	17.9	-
9:11	16.8	18.0	9:11	16.8	18.0	-
9:12	19.3	18.2	9:12	19.3	18.2	-
9:13	23.8	18.6	9:13	23.8	18.6	-
9:14	16.8	18.7	9:14	16.8	18.7	-
9:15	21.0	18.9	9:15	21.0	18.9	-
9:16	16.3	19.0	9:16	16.3	19.0	-
9:17	15.8	19.1	9:17	15.8	19.1	-
9:18	17.3	19.3	9:18	17.3	19.3	-
9:19	15.5	19.2	9:19	15.5	19.2	-
9:20	14.3	18.7	9:20	14.3	18.7	-
9:21	16.8	18.5	9:21	16.8	18.5	-
9:22	16.3	17.9	9:22	16.3	17.9	-
9:23	15.5	17.9	9:23	15.5	17.9	-

Grand Union Bowling Alley Site
BCP #360222
150 Westchester Avenue, Port Chester
February 14, 2025

PARTICULATE DATA						
Upwind			Downwind			Exceeds Particulate Alarm Limit
Time	Concentration (ug/m^3)	15-Min Avg Concentration (ug/m^3)	Time	Concentration (ug/m^3)	15-Min Avg Concentration (ug/m^3)	
9:24	15.3	17.4	9:24	15.3	17.4	-
9:25	18.0	17.2	9:25	18.0	17.2	-
9:26	41.8	18.9	9:26	41.8	18.9	-
9:27	15.5	18.6	9:27	15.5	18.6	-
9:28	13.3	17.9	9:28	13.3	17.9	-
9:29	15.5	17.9	9:29	15.5	17.9	-
9:30	15.5	17.5	9:30	15.5	17.5	-
9:31	14.3	17.4	9:31	14.3	17.4	-
9:32	14.3	17.3	9:32	14.3	17.3	-
9:33	17.8	17.3	9:33	17.8	17.3	-
9:34	13.3	17.1	9:34	13.3	17.1	-
9:35	13.8	17.1	9:35	13.8	17.1	-
9:36	13.3	16.9	9:36	13.3	16.9	-
9:37	13.3	16.7	9:37	13.3	16.7	-
9:38	14.3	16.6	9:38	14.3	16.6	-
9:39	13.0	16.4	9:39	13.0	16.4	-
9:40	13.0	16.1	9:40	13.0	16.1	-
9:41	13.0	14.2	9:41	13.0	14.2	-
9:42	13.0	14.0	9:42	13.0	14.0	-
9:43	13.5	14.0	9:43	13.5	14.0	-
9:44	13.5	13.9	9:44	13.5	13.9	-
9:45	14.3	13.8	9:45	14.3	13.8	-
9:46	18.3	14.1	9:46	18.3	14.1	-
9:47	13.0	14.0	9:47	13.0	14.0	-
9:48	12.8	13.7	9:48	12.8	13.7	-
9:49	12.8	13.6	9:49	12.8	13.6	-
9:50	14.0	13.7	9:50	14.0	13.7	-
9:51	13.5	13.7	9:51	13.5	13.7	-
9:52	12.8	13.6	9:52	12.8	13.6	-
9:53	13.5	13.6	9:53	13.5	13.6	-
9:54	13.3	13.6	9:54	13.3	13.6	-
9:55	15.5	13.8	9:55	15.5	13.8	-
9:56	15.3	13.9	9:56	15.3	13.9	-
9:57	14.8	14.0	9:57	14.8	14.0	-
9:58	13.5	14.0	9:58	13.5	14.0	-
9:59	16.8	14.3	9:59	16.8	14.3	-
10:00	18.5	14.5	10:00	18.5	14.5	-
10:01	14.8	14.3	10:01	14.8	14.3	-
10:02	18.0	14.6	10:02	18.0	14.6	-
10:03	14.3	14.7	10:03	14.3	14.7	-
10:04	15.3	14.9	10:04	15.3	14.9	-
10:05	15.3	15.0	10:05	15.3	15.0	-
10:06	16.3	15.2	10:06	16.3	15.2	-
10:07	16.0	15.4	10:07	16.0	15.4	-
10:08	13.8	15.4	10:08	13.8	15.4	-
10:09	17.0	15.7	10:09	17.0	15.7	-
10:10	15.8	15.7	10:10	15.8	15.7	-
10:11	15.0	15.7	10:11	15.0	15.7	-

Grand Union Bowling Alley Site
BCP #360222
150 Westchester Avenue, Port Chester
February 14, 2025

PARTICULATE DATA						
Upwind			Downwind			Exceeds Particulate Alarm Limit
Time	Concentration (ug/m^3)	15-Min Avg Concentration (ug/m^3)	Time	Concentration (ug/m^3)	15-Min Avg Concentration (ug/m^3)	
10:12	14.8	15.7	10:12	14.8	15.7	-
10:13	22.3	16.2	10:13	22.3	16.2	-
10:14	14.5	16.1	10:14	14.5	16.1	-
10:15	14.8	15.8	10:15	14.8	15.8	-
10:16	14.0	15.8	10:16	14.0	15.8	-
10:17	14.0	15.5	10:17	14.0	15.5	-
10:18	14.0	15.5	10:18	14.0	15.5	-
10:19	13.5	15.4	10:19	13.5	15.4	-
10:20	13.5	15.3	10:20	13.5	15.3	-
10:21	17.3	15.3	10:21	17.3	15.3	-
10:22	14.3	15.2	10:22	14.3	15.2	-
10:23	16.3	15.4	10:23	16.3	15.4	-
10:24	28.3	16.1	10:24	28.3	16.1	-
10:25	17.0	16.2	10:25	17.0	16.2	-
10:26	15.5	16.3	10:26	15.5	16.3	-
10:27	14.3	16.2	10:27	14.3	16.2	-
10:28	14.3	15.7	10:28	14.3	15.7	-
10:29	44.0	17.7	10:29	44.0	17.7	-
10:30	38.5	19.2	10:30	38.5	19.2	-
10:31	19.8	19.6	10:31	19.8	19.6	-
10:32	13.5	19.6	10:32	13.5	19.6	-
10:33	19.3	19.9	10:33	19.3	19.9	-
10:34	17.5	20.2	10:34	17.5	20.2	-
10:35	27.8	21.2	10:35	27.8	21.2	-
10:36	12.3	20.8	10:36	12.3	20.8	-
10:37	12.3	20.7	10:37	12.3	20.7	-
10:38	13.5	20.5	10:38	13.5	20.5	-
10:39	15.8	19.7	10:39	15.8	19.7	-
10:40	31.5	20.6	10:40	31.5	20.6	-
10:41	14.8	20.6	10:41	14.8	20.6	-
10:42	12.5	20.5	10:42	12.5	20.5	-
10:43	14.0	20.5	10:43	14.0	20.5	-
10:44	13.8	18.4	10:44	13.8	18.4	-
10:45	13.0	16.7	10:45	13.0	16.7	-
10:46	33.5	17.7	10:46	33.5	17.7	-
10:47	72.3	21.6	10:47	72.3	21.6	-
10:48	15.5	21.3	10:48	15.5	21.3	-
10:49	11.8	20.9	10:49	11.8	20.9	-
10:50	15.3	20.1	10:50	15.3	20.1	-
10:51	15.3	20.3	10:51	15.3	20.3	-
10:52	14.0	20.4	10:52	14.0	20.4	-
10:53	13.5	20.4	10:53	13.5	20.4	-
10:54	12.3	20.2	10:54	12.3	20.2	-
10:55	12.5	18.9	10:55	12.5	18.9	-
10:56	19.8	19.3	10:56	19.8	19.3	-
10:57	16.0	19.5	10:57	16.0	19.5	-
10:58	21.3	20.0	10:58	21.3	20.0	-
10:59	13.5	20.0	10:59	13.5	20.0	-

Grand Union Bowling Alley Site
BCP #360222
150 Westchester Avenue, Port Chester
February 14, 2025

PARTICULATE DATA						
Upwind			Downwind			Exceeds Particulate Alarm Limit
Time	Concentration (ug/m^3)	15-Min Avg Concentration (ug/m^3)	Time	Concentration (ug/m^3)	15-Min Avg Concentration (ug/m^3)	
11:00	14.0	20.0	11:00	14.0	20.0	-
11:01	14.0	18.7	11:01	14.0	18.7	-
11:02	14.8	14.9	11:02	14.8	14.9	-
11:03	12.8	14.7	11:03	12.8	14.7	-
11:04	12.5	14.8	11:04	12.5	14.8	-
11:05	13.5	14.6	11:05	13.5	14.6	-
11:06	13.8	14.5	11:06	13.8	14.5	-
11:07	12.8	14.5	11:07	12.8	14.5	-
11:08	12.0	14.4	11:08	12.0	14.4	-
11:09	15.5	14.6	11:09	15.5	14.6	-
11:10	11.5	14.5	11:10	11.5	14.5	-
11:11	18.5	14.4	11:11	18.5	14.4	-
11:12	138.5	22.6	11:12	138.5	22.6	-
11:13	32.8	23.4	11:13	32.8	23.4	-
11:14	65.8	26.8	11:14	65.8	26.8	-
11:15	27.5	27.7	11:15	27.5	27.7	-
11:16	16.8	27.9	11:16	16.8	27.9	-
11:17	15.8	28.0	11:17	15.8	28.0	-
11:18	17.3	28.3	11:18	17.3	28.3	-
11:19	14.5	28.4	11:19	14.5	28.4	-
11:20	13.5	28.4	11:20	13.5	28.4	-
11:21	15.0	28.5	11:21	15.0	28.5	-
11:22	14.3	28.6	11:22	14.3	28.6	-
11:23	13.3	28.7	11:23	13.3	28.7	-
11:24	11.8	28.4	11:24	11.8	28.4	-
11:25	16.5	28.8	11:25	16.5	28.8	-
11:26	12.8	28.4	11:26	12.8	28.4	-
11:27	10.8	19.9	11:27	10.8	19.9	-
11:28	11.5	18.5	11:28	11.5	18.5	-
11:29	11.8	14.9	11:29	11.8	14.9	-
11:30	12.3	13.8	11:30	12.3	13.8	-
11:31	10.8	13.4	11:31	10.8	13.4	-
11:32	11.0	13.1	11:32	11.0	13.1	-
11:33	16.3	13.1	11:33	16.3	13.1	-
11:34	12.0	12.9	11:34	12.0	12.9	-
11:35	11.8	12.8	11:35	11.8	12.8	-
11:36	11.3	12.5	11:36	11.3	12.5	-
11:37	12.5	12.4	11:37	12.5	12.4	-
11:38	17.0	12.7	11:38	17.0	12.7	-
11:39	11.8	12.7	11:39	11.8	12.7	-
11:40	10.5	12.3	11:40	10.5	12.3	-
11:41	11.0	12.1	11:41	11.0	12.1	-
11:42	11.0	12.2	11:42	11.0	12.2	-
11:43	12.5	12.2	11:43	12.5	12.2	-
11:44	27.3	13.3	11:44	27.3	13.3	-
11:45	23.0	14.0	11:45	23.0	14.0	-
11:46	88.5	19.2	11:46	88.5	19.2	-
11:47	86.0	24.2	11:47	86.0	24.2	-

Grand Union Bowling Alley Site
BCP #360222
150 Westchester Avenue, Port Chester
February 14, 2025

PARTICULATE DATA						
Upwind			Downwind			Exceeds Particulate Alarm Limit
Time	Concentration (ug/m^3)	15-Min Avg Concentration (ug/m^3)	Time	Concentration (ug/m^3)	15-Min Avg Concentration (ug/m^3)	
11:48	16.3	24.2	11:48	16.3	24.2	-
11:49	15.0	24.4	11:49	15.0	24.4	-
11:50	24.8	25.2	11:50	24.8	25.2	-
11:51	14.3	25.4	11:51	14.3	25.4	-
11:52	13.0	25.5	11:52	13.0	25.5	-
11:53	13.5	25.2	11:53	13.5	25.2	-
11:54	14.8	25.4	11:54	14.8	25.4	-
11:55	25.8	26.4	11:55	25.8	26.4	-
11:56	25.8	27.4	11:56	25.8	27.4	-
11:57	18.3	27.9	11:57	18.3	27.9	-
11:58	14.3	28.0	11:58	14.3	28.0	-
11:59	23.3	27.8	11:59	23.3	27.8	-
12:00	24.3	27.8	12:00	24.3	27.8	-
12:01	12.0	22.7	12:01	12.0	22.7	-
12:02	14.8	18.0	12:02	14.8	18.0	-
12:03	14.5	17.9	12:03	14.5	17.9	-
12:04	49.8	20.2	12:04	49.8	20.2	-
12:05	14.8	19.5	12:05	14.8	19.5	-
12:06	9.8	19.2	12:06	9.8	19.2	-
12:07	10.3	19.0	12:07	10.3	19.0	-
12:08	11.8	18.9	12:08	11.8	18.9	-
12:09	11.5	18.7	12:09	11.5	18.7	-
12:10	14.0	17.9	12:10	14.0	17.9	-
12:11	14.5	17.2	12:11	14.5	17.2	-
12:12	13.3	16.8	12:12	13.3	16.8	-
12:13	14.5	16.9	12:13	14.5	16.9	-
12:14	9.8	16.0	12:14	9.8	16.0	-
12:15	42.3	17.2	12:15	42.3	17.2	-
12:16	100.5	23.1	12:16	100.5	23.1	-
12:17	16.3	23.2	12:17	16.3	23.2	-
12:18	33.5	24.4	12:18	33.5	24.4	-
12:19	19.0	22.4	12:19	19.0	22.4	-
12:20	27.0	23.2	12:20	27.0	23.2	-
12:21	19.3	23.8	12:21	19.3	23.8	-
12:22	17.0	24.3	12:22	17.0	24.3	-
12:23	18.0	24.7	12:23	18.0	24.7	-
12:24	72.3	28.7	12:24	72.3	28.7	-
12:25	20.0	29.1	12:25	20.0	29.1	-
12:26	12.5	29.0	12:26	12.5	29.0	-
12:27	51.8	31.6	12:27	51.8	31.6	-
12:28	26.3	32.4	12:28	26.3	32.4	-
12:29	27.8	33.6	12:29	27.8	33.6	-
12:30	69.5	35.4	12:30	69.5	35.4	-
12:31	36.3	31.1	12:31	36.3	31.1	-
12:32	16.0	31.1	12:32	16.0	31.1	-
12:33	10.8	29.6	12:33	10.8	29.6	-
12:34	14.5	29.3	12:34	14.5	29.3	-
12:35	9.8	28.1	12:35	9.8	28.1	-

Grand Union Bowling Alley Site
BCP #360222
150 Westchester Avenue, Port Chester
February 14, 2025

PARTICULATE DATA						
Upwind			Downwind			Exceeds Particulate Alarm Limit
Time	Concentration (ug/m^3)	15-Min Avg Concentration (ug/m^3)	Time	Concentration (ug/m^3)	15-Min Avg Concentration (ug/m^3)	
12:36	19.0	28.1	12:36	19.0	28.1	-
12:37	66.3	31.4	12:37	66.3	31.4	-
12:38	14.8	31.2	12:38	14.8	31.2	-
12:39	14.5	27.3	12:39	14.5	27.3	-
12:40	21.0	27.4	12:40	21.0	27.4	-
12:41	16.5	27.6	12:41	16.5	27.6	-
12:42	13.5	25.1	12:42	13.5	25.1	-
12:43	16.3	24.4	12:43	16.3	24.4	-
12:44	12.0	23.4	12:44	12.0	23.4	-
12:45	11.3	19.5	12:45	11.3	19.5	-
12:46	9.3	17.7	12:46	9.3	17.7	-
12:47	9.3	17.2	12:47	9.3	17.2	-
12:48	11.0	17.3	12:48	11.0	17.3	-
12:49	10.5	17.0	12:49	10.5	17.0	-
12:50	11.0	17.1	12:50	11.0	17.1	-
12:51	10.8	16.5	12:51	10.8	16.5	-
12:52	10.0	12.8	12:52	10.0	12.8	-
12:53	9.0	12.4	12:53	9.0	12.4	-
12:54	9.0	12.0	12:54	9.0	12.0	-
12:55	11.8	11.4	12:55	11.8	11.4	-
12:56	9.5	10.9	12:56	9.5	10.9	-
12:57	10.0	10.7	12:57	10.0	10.7	-
12:58	9.8	10.3	12:58	9.8	10.3	-
12:59	9.8	10.1	12:59	9.8	10.1	-
13:00	10.5	10.1	13:00	10.5	10.1	-
13:01	14.0	10.4	13:01	14.0	10.4	-
13:02	14.8	10.8	13:02	14.8	10.8	-
13:03	13.5	10.9	13:03	13.5	10.9	-
13:04	13.8	11.1	13:04	13.8	11.1	-
13:05	11.8	11.2	13:05	11.8	11.2	-
13:06	387.0	36.3	13:06	387.0	36.3	-
13:07	219.5	50.2	13:07	219.5	50.2	-

Grand Union Bowling Alley Site
BCP #360222
150 Westchester Avenue, Port Chester
February 14, 2025

Friday, February 14, 2025						
Number of Instances Where Downwind VOCs Exceeds Upwind VOCs + 5 =						0
Number of Comparable Data Points =						298
Start Time:						7:55
End Time:						13:07
PID DATA						
Upwind			Downwind			Exceeds VOC Alarm Limit
Time	Concentration (ppm)	15-Min Avg Concentration (ppm)	Time	Concentration (ppm)	15-Min Avg Concentration (ppm)	
7:55	0.0	-	7:55	0.0	-	-
7:56	0.0	-	7:56	0.0	-	-
7:57	0.0	-	7:57	0.0	-	-
7:58	0.0	-	7:58	0.0	-	-
7:59	0.0	-	7:59	0.0	-	-
8:00	0.0	-	8:00	0.0	-	-
8:01	0.0	-	8:01	0.0	-	-
8:02	0.0	-	8:02	0.0	-	-
8:03	0.0	-	8:03	0.0	-	-
8:04	0.0	-	8:04	0.0	-	-
8:05	0.0	-	8:05	0.0	-	-
8:06	0.0	-	8:06	0.0	-	-
8:07	0.0	-	8:07	0.0	-	-
8:08	0.0	-	8:08	0.0	-	-
8:09	0.0	-	8:09	0.0	-	-
8:10	0.0	0.0	8:10	0.0	0.0	-
8:11	0.0	0.0	8:11	0.0	0.0	-
8:12	0.0	0.0	8:12	0.0	0.0	-
8:13	0.0	0.0	8:13	0.0	0.0	-
8:14	0.0	0.0	8:14	0.0	0.0	-
8:15	0.0	0.0	8:15	0.0	0.0	-
8:16	0.0	0.0	8:16	0.0	0.0	-
8:17	0.0	0.0	8:17	0.0	0.0	-
8:18	0.0	0.0	8:18	0.0	0.0	-
8:19	0.0	0.0	8:19	0.0	0.0	-
8:20	0.0	0.0	8:20	0.0	0.0	-
8:21	0.0	0.0	8:21	0.0	0.0	-
8:22	0.0	0.0	8:22	0.0	0.0	-
8:23	0.0	0.0	8:23	0.0	0.0	-
8:24	0.0	0.0	8:24	0.0	0.0	-
8:25	0.0	0.0	8:25	0.0	0.0	-
8:26	0.0	0.0	8:26	0.0	0.0	-
8:27	0.0	0.0	8:27	0.0	0.0	-
8:28	0.0	0.0	8:28	0.0	0.0	-
8:29	0.0	0.0	8:29	0.0	0.0	-
8:30	0.0	0.0	8:30	0.0	0.0	-
8:31	0.0	0.0	8:31	0.0	0.0	-
8:32	0.0	0.0	8:32	0.0	0.0	-
8:33	0.0	0.0	8:33	0.0	0.0	-
8:34	0.0	0.0	8:34	0.0	0.0	-
8:35	0.0	0.0	8:35	0.0	0.0	-
8:36	0.0	0.0	8:36	0.0	0.0	-
8:37	0.0	0.0	8:37	0.0	0.0	-

Grand Union Bowling Alley Site
BCP #360222
150 Westchester Avenue, Port Chester
February 14, 2025

PID DATA						
Upwind			Downwind			Exceeds VOC Alarm Limit
Time	Concentration (ppm)	15-Min Avg Concentration (ppm)	Time	Concentration (ppm)	15-Min Avg Concentration (ppm)	
8:38	0.0	0.0	8:38	0.0	0.0	-
8:39	0.0	0.0	8:39	0.0	0.0	-
8:40	0.0	0.0	8:40	0.0	0.0	-
8:41	0.0	0.0	8:41	0.0	0.0	-
8:42	0.0	0.0	8:42	0.0	0.0	-
8:43	0.0	0.0	8:43	0.0	0.0	-
8:44	0.0	0.0	8:44	0.0	0.0	-
8:45	0.0	0.0	8:45	0.0	0.0	-
8:46	0.0	0.0	8:46	0.0	0.0	-
8:47	0.0	0.0	8:47	0.0	0.0	-
8:48	0.0	0.0	8:48	0.0	0.0	-
8:49	0.0	0.0	8:49	0.0	0.0	-
8:50	0.0	0.0	8:50	0.0	0.0	-
8:51	0.0	0.0	8:51	0.0	0.0	-
8:52	0.0	0.0	8:52	0.0	0.0	-
8:53	0.0	0.0	8:53	0.0	0.0	-
8:54	0.0	0.0	8:54	0.0	0.0	-
8:55	0.0	0.0	8:55	0.0	0.0	-
8:56	0.0	0.0	8:56	0.0	0.0	-
8:57	0.0	0.0	8:57	0.0	0.0	-
8:58	0.0	0.0	8:58	0.0	0.0	-
8:59	0.0	0.0	8:59	0.0	0.0	-
9:00	0.0	0.0	9:00	0.0	0.0	-
9:01	0.0	0.0	9:01	0.0	0.0	-
9:02	0.0	0.0	9:02	0.0	0.0	-
9:03	0.0	0.0	9:03	0.0	0.0	-
9:04	0.0	0.0	9:04	0.0	0.0	-
9:05	0.0	0.0	9:05	0.0	0.0	-
9:06	0.0	0.0	9:06	0.0	0.0	-
9:07	0.0	0.0	9:07	0.0	0.0	-
9:08	0.0	0.0	9:08	0.0	0.0	-
9:09	0.0	0.0	9:09	0.0	0.0	-
9:10	0.0	0.0	9:10	0.0	0.0	-
9:11	0.0	0.0	9:11	0.0	0.0	-
9:12	0.0	0.0	9:12	0.0	0.0	-
9:13	0.0	0.0	9:13	0.0	0.0	-
9:14	0.0	0.0	9:14	0.0	0.0	-
9:15	0.0	0.0	9:15	0.0	0.0	-
9:16	0.0	0.0	9:16	0.0	0.0	-
9:17	0.0	0.0	9:17	0.0	0.0	-
9:18	0.0	0.0	9:18	0.0	0.0	-
9:19	0.0	0.0	9:19	0.0	0.0	-
9:20	0.0	0.0	9:20	0.0	0.0	-
9:21	0.0	0.0	9:21	0.0	0.0	-
9:22	0.0	0.0	9:22	0.0	0.0	-
9:23	0.0	0.0	9:23	0.0	0.0	-
9:24	0.0	0.0	9:24	0.0	0.0	-
9:25	0.0	0.0	9:25	0.0	0.0	-

Grand Union Bowling Alley Site
BCP #360222
150 Westchester Avenue, Port Chester
February 14, 2025

PID DATA						
Upwind			Downwind			Exceeds VOC Alarm Limit
Time	Concentration (ppm)	15-Min Avg Concentration (ppm)	Time	Concentration (ppm)	15-Min Avg Concentration (ppm)	
9:26	0.0	0.0	9:26	0.0	0.0	-
9:27	0.0	0.0	9:27	0.0	0.0	-
9:28	0.0	0.0	9:28	0.0	0.0	-
9:29	0.0	0.0	9:29	0.0	0.0	-
9:30	0.0	0.0	9:30	0.0	0.0	-
9:31	0.0	0.0	9:31	0.0	0.0	-
9:32	0.0	0.0	9:32	0.0	0.0	-
9:33	0.0	0.0	9:33	0.0	0.0	-
9:34	0.0	0.0	9:34	0.0	0.0	-
9:35	0.0	0.0	9:35	0.0	0.0	-
9:36	0.0	0.0	9:36	0.0	0.0	-
9:37	0.0	0.0	9:37	0.0	0.0	-
9:38	0.0	0.0	9:38	0.0	0.0	-
9:39	0.0	0.0	9:39	0.0	0.0	-
9:40	0.0	0.0	9:40	0.0	0.0	-
9:41	0.0	0.0	9:41	0.0	0.0	-
9:42	0.0	0.0	9:42	0.0	0.0	-
9:43	0.0	0.0	9:43	0.0	0.0	-
9:44	0.0	0.0	9:44	0.0	0.0	-
9:45	0.0	0.0	9:45	0.0	0.0	-
9:46	0.0	0.0	9:46	0.0	0.0	-
9:47	0.0	0.0	9:47	0.0	0.0	-
9:48	0.0	0.0	9:48	0.0	0.0	-
9:49	0.0	0.0	9:49	0.0	0.0	-
9:50	0.0	0.0	9:50	0.0	0.0	-
9:51	0.0	0.0	9:51	0.0	0.0	-
9:52	0.0	0.0	9:52	0.0	0.0	-
9:53	0.0	0.0	9:53	0.0	0.0	-
9:54	0.0	0.0	9:54	0.0	0.0	-
9:55	0.0	0.0	9:55	0.0	0.0	-
9:56	0.0	0.0	9:56	0.0	0.0	-
9:57	0.0	0.0	9:57	0.0	0.0	-
9:58	0.0	0.0	9:58	0.0	0.0	-
9:59	0.0	0.0	9:59	0.0	0.0	-
10:00	0.0	0.0	10:00	0.0	0.0	-
10:01	0.0	0.0	10:01	0.0	0.0	-
10:02	0.0	0.0	10:02	0.0	0.0	-
10:03	0.0	0.0	10:03	0.0	0.0	-
10:04	0.0	0.0	10:04	0.0	0.0	-
10:05	0.0	0.0	10:05	0.0	0.0	-
10:06	0.0	0.0	10:06	0.0	0.0	-
10:07	0.0	0.0	10:07	0.0	0.0	-
10:08	0.0	0.0	10:08	0.0	0.0	-
10:09	0.0	0.0	10:09	0.0	0.0	-
10:10	0.0	0.0	10:10	0.0	0.0	-
10:11	0.0	0.0	10:11	0.0	0.0	-
10:12	0.0	0.0	10:12	0.0	0.0	-
10:13	0.0	0.0	10:13	0.0	0.0	-

Grand Union Bowling Alley Site
BCP #360222
150 Westchester Avenue, Port Chester
February 14, 2025

PID DATA						
Upwind			Downwind			
Time	Concentration (ppm)	15-Min Avg Concentration (ppm)	Time	Concentration (ppm)	15-Min Avg Concentration (ppm)	Exceeds VOC Alarm Limit
10:14	0.0	0.0	10:14	0.0	0.0	-
10:15	0.0	0.0	10:15	0.0	0.0	-
10:16	0.0	0.0	10:16	0.0	0.0	-
10:17	0.0	0.0	10:17	0.0	0.0	-
10:18	0.0	0.0	10:18	0.0	0.0	-
10:19	0.0	0.0	10:19	0.0	0.0	-
10:20	0.0	0.0	10:20	0.0	0.0	-
10:21	0.0	0.0	10:21	0.0	0.0	-
10:22	0.0	0.0	10:22	0.0	0.0	-
10:23	0.0	0.0	10:23	0.0	0.0	-
10:24	0.0	0.0	10:24	0.0	0.0	-
10:25	0.0	0.0	10:25	0.0	0.0	-
10:26	0.0	0.0	10:26	0.0	0.0	-
10:27	0.0	0.0	10:27	0.0	0.0	-
10:28	0.0	0.0	10:28	0.0	0.0	-
10:29	0.0	0.0	10:29	0.0	0.0	-
10:30	0.0	0.0	10:30	0.0	0.0	-
10:31	0.0	0.0	10:31	0.0	0.0	-
10:32	0.0	0.0	10:32	0.0	0.0	-
10:33	0.0	0.0	10:33	0.0	0.0	-
10:34	0.0	0.0	10:34	0.0	0.0	-
10:35	0.0	0.0	10:35	0.0	0.0	-
10:36	0.0	0.0	10:36	0.0	0.0	-
10:37	0.0	0.0	10:37	0.0	0.0	-
10:38	0.0	0.0	10:38	0.0	0.0	-
10:39	0.0	0.0	10:39	0.0	0.0	-
10:40	0.0	0.0	10:40	0.0	0.0	-
10:41	0.0	0.0	10:41	0.0	0.0	-
10:42	0.0	0.0	10:42	0.0	0.0	-
10:43	0.0	0.0	10:43	0.0	0.0	-
10:44	0.0	0.0	10:44	0.0	0.0	-
10:45	0.0	0.0	10:45	0.0	0.0	-
10:46	0.0	0.0	10:46	0.0	0.0	-
10:47	0.0	0.0	10:47	0.0	0.0	-
10:48	0.0	0.0	10:48	0.0	0.0	-
10:49	0.0	0.0	10:49	0.0	0.0	-
10:50	0.0	0.0	10:50	0.0	0.0	-
10:51	0.0	0.0	10:51	0.0	0.0	-
10:52	0.0	0.0	10:52	0.0	0.0	-
10:53	0.0	0.0	10:53	0.0	0.0	-
10:54	0.0	0.0	10:54	0.0	0.0	-
10:55	0.0	0.0	10:55	0.0	0.0	-
10:56	0.0	0.0	10:56	0.0	0.0	-
10:57	0.0	0.0	10:57	0.0	0.0	-
10:58	0.0	0.0	10:58	0.0	0.0	-
10:59	0.0	0.0	10:59	0.0	0.0	-
11:00	0.0	0.0	11:00	0.0	0.0	-
11:01	0.0	0.0	11:01	0.0	0.0	-

Grand Union Bowling Alley Site
BCP #360222
150 Westchester Avenue, Port Chester
February 14, 2025

PID DATA						
Upwind			Downwind			
Time	Concentration (ppm)	15-Min Avg Concentration (ppm)	Time	Concentration (ppm)	15-Min Avg Concentration (ppm)	Exceeds VOC Alarm Limit
11:02	0.0	0.0	11:02	0.0	0.0	-
11:03	0.0	0.0	11:03	0.0	0.0	-
11:04	0.0	0.0	11:04	0.0	0.0	-
11:05	0.0	0.0	11:05	0.0	0.0	-
11:06	0.0	0.0	11:06	0.0	0.0	-
11:07	0.0	0.0	11:07	0.0	0.0	-
11:08	0.0	0.0	11:08	0.0	0.0	-
11:09	0.0	0.0	11:09	0.0	0.0	-
11:10	0.0	0.0	11:10	0.0	0.0	-
11:11	0.0	0.0	11:11	0.0	0.0	-
11:12	0.0	0.0	11:12	0.0	0.0	-
11:13	0.0	0.0	11:13	0.0	0.0	-
11:14	0.0	0.0	11:14	0.0	0.0	-
11:15	0.0	0.0	11:15	0.0	0.0	-
11:16	0.0	0.0	11:16	0.0	0.0	-
11:17	0.0	0.0	11:17	0.0	0.0	-
11:18	0.0	0.0	11:18	0.0	0.0	-
11:19	0.0	0.0	11:19	0.0	0.0	-
11:20	0.0	0.0	11:20	0.0	0.0	-
11:21	0.0	0.0	11:21	0.0	0.0	-
11:22	0.0	0.0	11:22	0.0	0.0	-
11:23	0.0	0.0	11:23	0.0	0.0	-
11:24	0.0	0.0	11:24	0.0	0.0	-
11:25	0.0	0.0	11:25	0.0	0.0	-
11:26	0.0	0.0	11:26	0.0	0.0	-
11:27	0.0	0.0	11:27	0.0	0.0	-
11:28	0.0	0.0	11:28	0.0	0.0	-
11:29	0.0	0.0	11:29	0.0	0.0	-
11:30	0.0	0.0	11:30	0.0	0.0	-
11:31	0.0	0.0	11:31	0.0	0.0	-
11:32	0.0	0.0	11:32	0.0	0.0	-
11:33	0.0	0.0	11:33	0.0	0.0	-
11:34	0.0	0.0	11:34	0.0	0.0	-
11:35	0.0	0.0	11:35	0.0	0.0	-
11:36	0.0	0.0	11:36	0.0	0.0	-
11:37	0.0	0.0	11:37	0.0	0.0	-
11:38	0.0	0.0	11:38	0.0	0.0	-
11:39	0.0	0.0	11:39	0.0	0.0	-
11:40	0.0	0.0	11:40	0.0	0.0	-
11:41	0.0	0.0	11:41	0.0	0.0	-
11:42	0.0	0.0	11:42	0.0	0.0	-
11:43	0.0	0.0	11:43	0.0	0.0	-
11:44	0.0	0.0	11:44	0.0	0.0	-
11:45	0.0	0.0	11:45	0.0	0.0	-
11:46	0.0	0.0	11:46	0.0	0.0	-
11:47	0.0	0.0	11:47	0.0	0.0	-
11:48	0.0	0.0	11:48	0.0	0.0	-
11:49	0.0	0.0	11:49	0.0	0.0	-

Grand Union Bowling Alley Site
BCP #360222
150 Westchester Avenue, Port Chester
February 14, 2025

PID DATA						
Upwind			Downwind			Exceeds VOC Alarm Limit
Time	Concentration (ppm)	15-Min Avg Concentration (ppm)	Time	Concentration (ppm)	15-Min Avg Concentration (ppm)	
11:50	0.0	0.0	11:50	0.0	0.0	-
11:51	0.0	0.0	11:51	0.0	0.0	-
11:52	0.0	0.0	11:52	0.0	0.0	-
11:53	0.0	0.0	11:53	0.0	0.0	-
11:54	0.0	0.0	11:54	0.0	0.0	-
11:55	0.0	0.0	11:55	0.0	0.0	-
11:56	0.0	0.0	11:56	0.0	0.0	-
11:57	0.0	0.0	11:57	0.0	0.0	-
11:58	0.0	0.0	11:58	0.0	0.0	-
11:59	0.0	0.0	11:59	0.0	0.0	-
12:00	0.0	0.0	12:00	0.0	0.0	-
12:01	0.0	0.0	12:01	0.0	0.0	-
12:02	0.0	0.0	12:02	0.0	0.0	-
12:03	0.0	0.0	12:03	0.0	0.0	-
12:04	0.0	0.0	12:04	0.0	0.0	-
12:05	0.0	0.0	12:05	0.0	0.0	-
12:06	0.0	0.0	12:06	0.0	0.0	-
12:07	0.0	0.0	12:07	0.0	0.0	-
12:08	0.0	0.0	12:08	0.0	0.0	-
12:09	0.0	0.0	12:09	0.0	0.0	-
12:10	0.0	0.0	12:10	0.0	0.0	-
12:11	0.0	0.0	12:11	0.0	0.0	-
12:12	0.0	0.0	12:12	0.0	0.0	-
12:13	0.0	0.0	12:13	0.0	0.0	-
12:14	0.0	0.0	12:14	0.0	0.0	-
12:15	0.0	0.0	12:15	0.0	0.0	-
12:16	0.0	0.0	12:16	0.0	0.0	-
12:17	0.0	0.0	12:17	0.0	0.0	-
12:18	0.0	0.0	12:18	0.0	0.0	-
12:19	0.0	0.0	12:19	0.0	0.0	-
12:20	0.0	0.0	12:20	0.0	0.0	-
12:21	0.0	0.0	12:21	0.0	0.0	-
12:22	0.0	0.0	12:22	0.0	0.0	-
12:23	0.0	0.0	12:23	0.0	0.0	-
12:24	0.0	0.0	12:24	0.0	0.0	-
12:25	0.0	0.0	12:25	0.0	0.0	-
12:26	0.0	0.0	12:26	0.0	0.0	-
12:27	0.0	0.0	12:27	0.0	0.0	-
12:28	0.0	0.0	12:28	0.0	0.0	-
12:29	0.0	0.0	12:29	0.0	0.0	-
12:30	0.0	0.0	12:30	0.0	0.0	-
12:31	0.0	0.0	12:31	0.0	0.0	-
12:32	0.0	0.0	12:32	0.0	0.0	-
12:33	0.0	0.0	12:33	0.0	0.0	-
12:34	0.0	0.0	12:34	0.0	0.0	-
12:35	0.0	0.0	12:35	0.0	0.0	-
12:36	0.0	0.0	12:36	0.0	0.0	-
12:37	0.0	0.0	12:37	0.0	0.0	-

Grand Union Bowling Alley Site
BCP #360222
150 Westchester Avenue, Port Chester
February 14, 2025

PID DATA						
Upwind			Downwind			
Time	Concentration (ppm)	15-Min Avg Concentration (ppm)	Time	Concentration (ppm)	15-Min Avg Concentration (ppm)	Exceeds VOC Alarm Limit
12:38	0.0	0.0	12:38	0.0	0.0	-
12:39	0.0	0.0	12:39	0.0	0.0	-
12:40	0.0	0.0	12:40	0.0	0.0	-
12:41	0.0	0.0	12:41	0.0	0.0	-
12:42	0.0	0.0	12:42	0.0	0.0	-
12:43	0.0	0.0	12:43	0.0	0.0	-
12:44	0.0	0.0	12:44	0.0	0.0	-
12:45	0.0	0.0	12:45	0.0	0.0	-
12:46	0.0	0.0	12:46	0.0	0.0	-
12:47	0.0	0.0	12:47	0.0	0.0	-
12:48	0.0	0.0	12:48	0.0	0.0	-
12:49	0.0	0.0	12:49	0.0	0.0	-
12:50	0.0	0.0	12:50	0.0	0.0	-
12:51	0.0	0.0	12:51	0.0	0.0	-
12:52	0.0	0.0	12:52	0.0	0.0	-
12:53	0.0	0.0	12:53	0.0	0.0	-
12:54	0.0	0.0	12:54	0.0	0.0	-
12:55	0.0	0.0	12:55	0.0	0.0	-
12:56	0.0	0.0	12:56	0.0	0.0	-
12:57	0.0	0.0	12:57	0.0	0.0	-
12:58	0.0	0.0	12:58	0.0	0.0	-
12:59	0.0	0.0	12:59	0.0	0.0	-
13:00	0.0	0.0	13:00	0.0	0.0	-
13:01	0.0	0.0	13:01	0.0	0.0	-
13:02	0.0	0.0	13:02	0.0	0.0	-
13:03	0.0	0.0	13:03	0.0	0.0	-
13:04	0.0	0.0	13:04	0.0	0.0	-
13:05	0.0	0.0	13:05	0.0	0.0	-
13:06	0.0	0.0	13:06	0.0	0.0	-
13:07	0.0	0.0	13:07	0.0	0.0	-

SESI CONSULTING ENGINEERS

959 US-46 Floor 3, Suite 300 - Parsippany-Troy Hills, NJ

DAILY AIR MONITORING REPORT
150 Westchester Avenue
Port Chester, New York

02/15/2025

Rev. No. 0 | Page 1 of 2

Project Number: 11895A

Dust Action Level: 150 µg/m^3

VOC Action Level: 5 ppm

Weather Data Range for Work Day		Wind Direction	, NE, ENE, E, ESE	Relative Humidity (%)	0.0 - 0.0	Daily Rain Total (in)	0.00	Readings in the summary table and graphs below are the reported downwind concentrations.
Temperature (°F)	0.0 - 0.0	Wind Speed (MPH)	0.0 - 0.0	Barometer (inHg)	0.00 - 0.00	Avg. Dew Point Temp (°F)	#DIV/0!	

Station Location	Daily Avg. Dust Concentration (µg/m^3)	Max 15-Min Dust Concentration (µg/m^3)	Time of Max Dust Reading	Daily Avg. VOC Concentration (ppm)	Max 15-Min VOC Concentration (ppm)	Time of Max VOC Reading
Upwind	23.9	50.8	13:03	0.0	0.0	8:53
Downwind	23.9	50.8	13:03	0.0	0.0	8:53

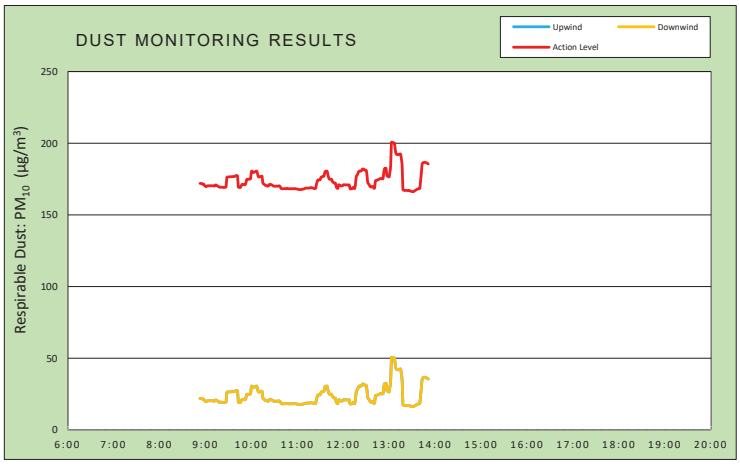

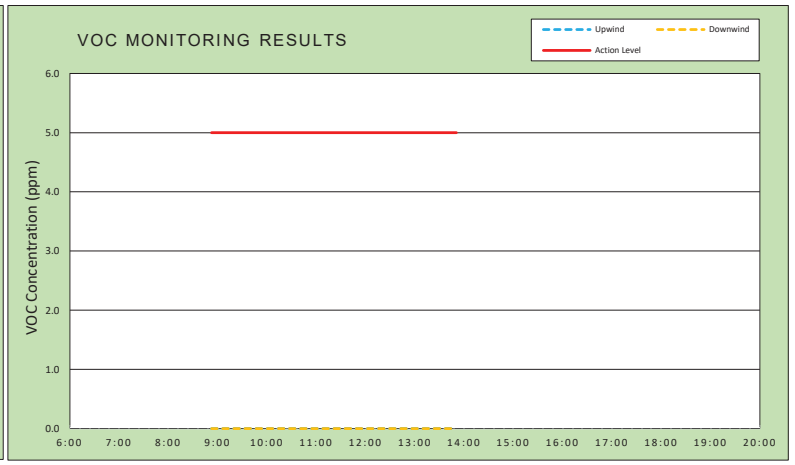

Air Monitoring Notes:

Weather Notes:

EMILCOTT
A Triumvirate Environmental Company

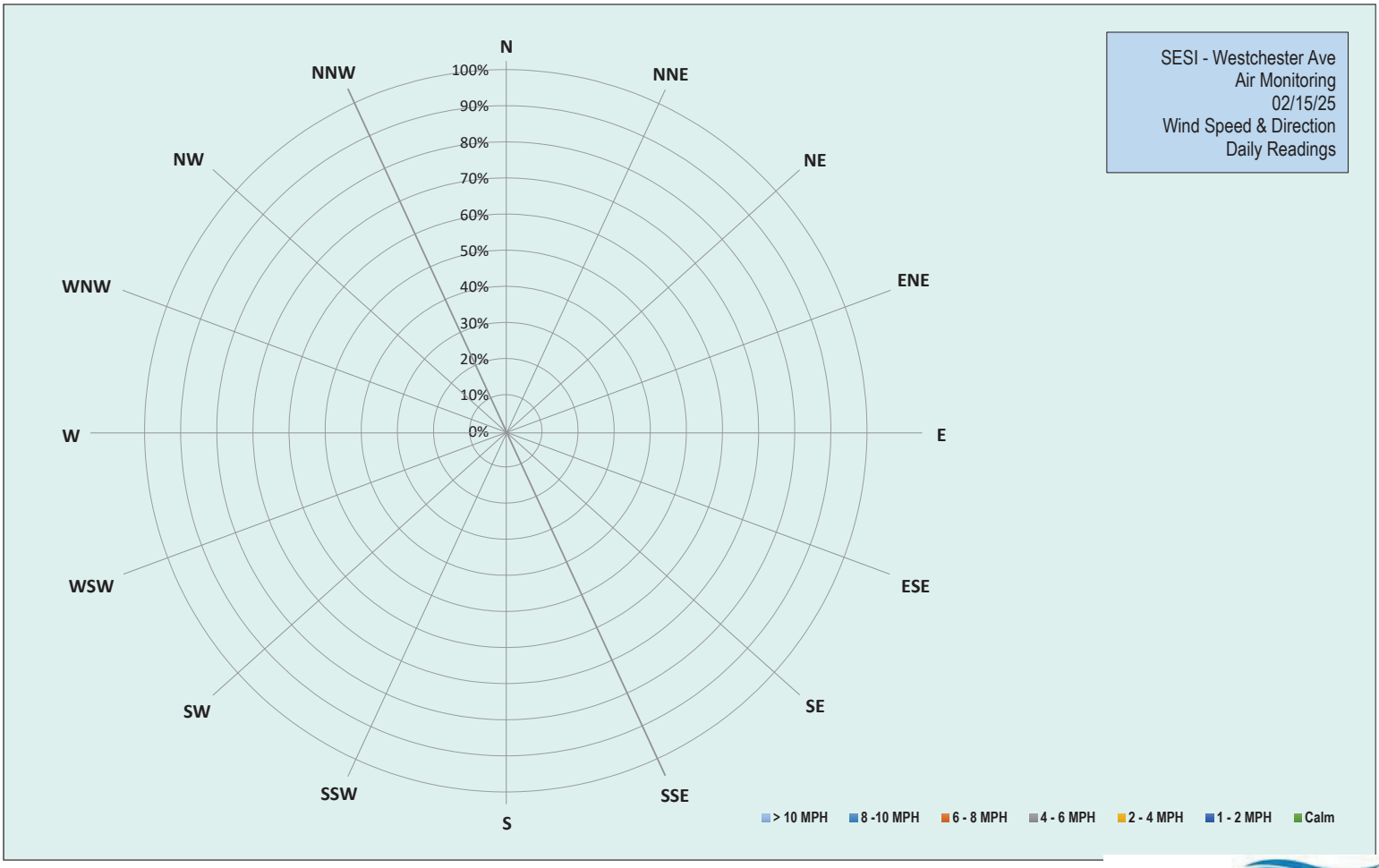

EMILCOTT
A Triumvirate Environmental Company

Grand Union Bowling Alley Site
BCP #360222
150 Westchester Avenue, Port Chester
February 15, 2025

Saturday, February 15, 2025						
Number of Instances Where Downwind Particulates Exceeds Upwind Particulate + 150 =						0
Number of Comparable Data Points =						299
Start Time:						8:38
End Time:						13:51
PARTICULATE DATA						
Upwind			Downwind			Exceeds Particulate Alarm Limit
Time	Concentration (ug/m^3)	15-Min Avg Concentration (ug/m^3)	Time	Concentration (ug/m^3)	15-Min Avg Concentration (ug/m^3)	
8:38	20.8	-	8:38	20.8	-	-
8:39	19.5	-	8:39	19.5	-	-
8:40	20.5	-	8:40	20.5	-	-
8:41	20.5	-	8:41	20.5	-	-
8:42	28.0	-	8:42	28.0	-	-
8:43	18.5	-	8:43	18.5	-	-
8:44	35.8	-	8:44	35.8	-	-
8:45	29.5	-	8:45	29.5	-	-
8:46	26.3	-	8:46	26.3	-	-
8:47	19.0	-	8:47	19.0	-	-
8:48	18.8	-	8:48	18.8	-	-
8:49	18.5	-	8:49	18.5	-	-
8:50	18.3	-	8:50	18.3	-	-
8:51	18.3	-	8:51	18.3	-	-
8:52	19.3	-	8:52	19.3	-	-
8:53	19.0	22.0	8:53	19.0	22.0	-
8:54	19.5	22.0	8:54	19.5	22.0	-
8:55	18.5	21.8	8:55	18.5	21.8	-
8:56	20.5	21.8	8:56	20.5	21.8	-
8:57	18.3	21.2	8:57	18.3	21.2	-
8:58	22.3	21.4	8:58	22.3	21.4	-
8:59	20.8	20.4	8:59	20.8	20.4	-
9:00	23.8	20.1	9:00	23.8	20.1	-
9:01	21.5	19.7	9:01	21.5	19.7	-
9:02	24.0	20.1	9:02	24.0	20.1	-
9:03	22.5	20.3	9:03	22.5	20.3	-
9:04	18.8	20.3	9:04	18.8	20.3	-
9:05	17.8	20.3	9:05	17.8	20.3	-
9:06	19.8	20.4	9:06	19.8	20.4	-
9:07	18.5	20.4	9:07	18.5	20.4	-
9:08	19.0	20.4	9:08	19.0	20.4	-
9:09	19.8	20.4	9:09	19.8	20.4	-
9:10	18.0	20.3	9:10	18.0	20.3	-
9:11	18.0	20.2	9:11	18.0	20.2	-
9:12	17.3	20.1	9:12	17.3	20.1	-
9:13	33.5	20.9	9:13	33.5	20.9	-
9:14	20.5	20.8	9:14	20.5	20.8	-
9:15	18.0	20.5	9:15	18.0	20.5	-
9:16	18.0	20.2	9:16	18.0	20.2	-
9:17	17.0	19.8	9:17	17.0	19.8	-
9:18	17.3	19.4	9:18	17.3	19.4	-

Grand Union Bowling Alley Site
BCP #360222
150 Westchester Avenue, Port Chester
February 15, 2025

PARTICULATE DATA						
Upwind			Downwind			Exceeds Particulate Alarm Limit
Time	Concentration (ug/m^3)	15-Min Avg Concentration (ug/m^3)	Time	Concentration (ug/m^3)	15-Min Avg Concentration (ug/m^3)	
9:19	18.5	19.4	9:19	18.5	19.4	-
9:20	18.8	19.5	9:20	18.8	19.5	-
9:21	17.3	19.3	9:21	17.3	19.3	-
9:22	18.8	19.3	9:22	18.8	19.3	-
9:23	18.0	19.2	9:23	18.0	19.2	-
9:24	17.8	19.1	9:24	17.8	19.1	-
9:25	19.8	19.2	9:25	19.8	19.2	-
9:26	18.5	19.3	9:26	18.5	19.3	-
9:27	22.3	19.6	9:27	22.3	19.6	-
9:28	132.3	26.2	9:28	132.3	26.2	-
9:29	24.3	26.4	9:29	24.3	26.4	-
9:30	18.8	26.5	9:30	18.8	26.5	-
9:31	19.3	26.6	9:31	19.3	26.6	-
9:32	18.0	26.6	9:32	18.0	26.6	-
9:33	17.3	26.6	9:33	17.3	26.6	-
9:34	18.8	26.6	9:34	18.8	26.6	-
9:35	20.5	26.8	9:35	20.5	26.8	-
9:36	17.5	26.8	9:36	17.5	26.8	-
9:37	17.8	26.7	9:37	17.8	26.7	-
9:38	20.5	26.9	9:38	20.5	26.9	-
9:39	21.0	27.1	9:39	21.0	27.1	-
9:40	25.5	27.5	9:40	25.5	27.5	-
9:41	18.0	27.4	9:41	18.0	27.4	-
9:42	17.5	27.1	9:42	17.5	27.1	-
9:43	18.5	19.5	9:43	18.5	19.5	-
9:44	18.8	19.2	9:44	18.8	19.2	-
9:45	18.3	19.1	9:45	18.3	19.1	-
9:46	21.8	19.3	9:46	21.8	19.3	-
9:47	37.0	20.6	9:47	37.0	20.6	-
9:48	27.8	21.3	9:48	27.8	21.3	-
9:49	19.8	21.3	9:49	19.8	21.3	-
9:50	18.0	21.2	9:50	18.0	21.2	-
9:51	16.3	21.1	9:51	16.3	21.1	-
9:52	18.3	21.1	9:52	18.3	21.1	-
9:53	42.0	22.6	9:53	42.0	22.6	-
9:54	54.8	24.8	9:54	54.8	24.8	-
9:55	25.8	24.8	9:55	25.8	24.8	-
9:56	19.0	24.9	9:56	19.0	24.9	-
9:57	17.5	24.9	9:57	17.5	24.9	-
9:58	21.5	25.1	9:58	21.5	25.1	-
9:59	20.0	25.2	9:59	20.0	25.2	-
10:00	92.0	30.1	10:00	92.0	30.1	-
10:01	29.8	30.6	10:01	29.8	30.6	-
10:02	22.0	29.6	10:02	22.0	29.6	-
10:03	28.8	29.7	10:03	28.8	29.7	-
10:04	24.3	30.0	10:04	24.3	30.0	-
10:05	18.5	30.0	10:05	18.5	30.0	-
10:06	22.8	30.5	10:06	22.8	30.5	-

Grand Union Bowling Alley Site
BCP #360222
150 Westchester Avenue, Port Chester
February 15, 2025

PARTICULATE DATA						
Upwind			Downwind			Exceeds Particulate Alarm Limit
Time	Concentration (ug/m^3)	15-Min Avg Concentration (ug/m^3)	Time	Concentration (ug/m^3)	15-Min Avg Concentration (ug/m^3)	
10:07	20.3	30.6	10:07	20.3	30.6	-
10:08	19.3	29.1	10:08	19.3	29.1	-
10:09	19.0	26.7	10:09	19.0	26.7	-
10:10	23.0	26.5	10:10	23.0	26.5	-
10:11	18.8	26.5	10:11	18.8	26.5	-
10:12	21.5	26.8	10:12	21.5	26.8	-
10:13	22.8	26.8	10:13	22.8	26.8	-
10:14	23.3	27.1	10:14	23.3	27.1	-
10:15	21.5	22.4	10:15	21.5	22.4	-
10:16	18.5	21.6	10:16	18.5	21.6	-
10:17	18.3	21.4	10:17	18.3	21.4	-
10:18	19.3	20.7	10:18	19.3	20.7	-
10:19	21.5	20.5	10:19	21.5	20.5	-
10:20	18.0	20.5	10:20	18.0	20.5	-
10:21	17.0	20.1	10:21	17.0	20.1	-
10:22	19.8	20.1	10:22	19.8	20.1	-
10:23	26.8	20.6	10:23	26.8	20.6	-
10:24	31.8	21.4	10:24	31.8	21.4	-
10:25	19.0	21.2	10:25	19.0	21.2	-
10:26	17.8	21.1	10:26	17.8	21.1	-
10:27	17.8	20.9	10:27	17.8	20.9	-
10:28	17.5	20.5	10:28	17.5	20.5	-
10:29	18.0	20.2	10:29	18.0	20.2	-
10:30	20.0	20.1	10:30	20.0	20.1	-
10:31	18.0	20.0	10:31	18.0	20.0	-
10:32	18.3	20.0	10:32	18.3	20.0	-
10:33	21.0	20.1	10:33	21.0	20.1	-
10:34	20.0	20.0	10:34	20.0	20.0	-
10:35	18.8	20.1	10:35	18.8	20.1	-
10:36	20.3	20.3	10:36	20.3	20.3	-
10:37	16.8	20.1	10:37	16.8	20.1	-
10:38	16.8	19.4	10:38	16.8	19.4	-
10:39	16.3	18.4	10:39	16.3	18.4	-
10:40	16.5	18.2	10:40	16.5	18.2	-
10:41	17.5	18.2	10:41	17.5	18.2	-
10:42	18.3	18.3	10:42	18.3	18.3	-
10:43	18.8	18.3	10:43	18.8	18.3	-
10:44	19.3	18.4	10:44	19.3	18.4	-
10:45	17.3	18.2	10:45	17.3	18.2	-
10:46	20.8	18.4	10:46	20.8	18.4	-
10:47	19.8	18.5	10:47	19.8	18.5	-
10:48	18.0	18.3	10:48	18.0	18.3	-
10:49	19.0	18.3	10:49	19.0	18.3	-
10:50	20.0	18.3	10:50	20.0	18.3	-
10:51	17.5	18.2	10:51	17.5	18.2	-
10:52	18.0	18.2	10:52	18.0	18.2	-
10:53	17.3	18.3	10:53	17.3	18.3	-
10:54	16.8	18.3	10:54	16.8	18.3	-

Grand Union Bowling Alley Site
BCP #360222
150 Westchester Avenue, Port Chester
February 15, 2025

PARTICULATE DATA						
Upwind			Downwind			Exceeds Particulate Alarm Limit
Time	Concentration (ug/m^3)	15-Min Avg Concentration (ug/m^3)	Time	Concentration (ug/m^3)	15-Min Avg Concentration (ug/m^3)	
10:55	15.8	18.3	10:55	15.8	18.3	-
10:56	18.3	18.3	10:56	18.3	18.3	-
10:57	18.5	18.3	10:57	18.5	18.3	-
10:58	18.5	18.3	10:58	18.5	18.3	-
10:59	16.5	18.1	10:59	16.5	18.1	-
11:00	16.8	18.1	11:00	16.8	18.1	-
11:01	18.0	17.9	11:01	18.0	17.9	-
11:02	16.8	17.7	11:02	16.8	17.7	-
11:03	17.3	17.7	11:03	17.3	17.7	-
11:04	20.5	17.8	11:04	20.5	17.8	-
11:05	18.8	17.7	11:05	18.8	17.7	-
11:06	18.0	17.7	11:06	18.0	17.7	-
11:07	23.0	18.0	11:07	23.0	18.0	-
11:08	18.3	18.1	11:08	18.3	18.1	-
11:09	19.0	18.3	11:09	19.0	18.3	-
11:10	18.8	18.5	11:10	18.8	18.5	-
11:11	21.3	18.7	11:11	21.3	18.7	-
11:12	19.5	18.7	11:12	19.5	18.7	-
11:13	17.8	18.7	11:13	17.8	18.7	-
11:14	17.0	18.7	11:14	17.0	18.7	-
11:15	18.8	18.8	11:15	18.8	18.8	-
11:16	17.3	18.8	11:16	17.3	18.8	-
11:17	17.8	18.9	11:17	17.8	18.9	-
11:18	21.0	19.1	11:18	21.0	19.1	-
11:19	17.8	18.9	11:19	17.8	18.9	-
11:20	16.8	18.8	11:20	16.8	18.8	-
11:21	16.5	18.7	11:21	16.5	18.7	-
11:22	18.3	18.4	11:22	18.3	18.4	-
11:23	19.0	18.4	11:23	19.0	18.4	-
11:24	21.0	18.6	11:24	21.0	18.6	-
11:25	58.3	21.2	11:25	58.3	21.2	-
11:26	50.8	23.2	11:26	50.8	23.2	-
11:27	38.0	24.4	11:27	38.0	24.4	-
11:28	18.3	24.4	11:28	18.3	24.4	-
11:29	18.3	24.5	11:29	18.3	24.5	-
11:30	20.0	24.6	11:30	20.0	24.6	-
11:31	41.5	26.2	11:31	41.5	26.2	-
11:32	22.0	26.5	11:32	22.0	26.5	-
11:33	25.8	26.8	11:33	25.8	26.8	-
11:34	17.8	26.8	11:34	17.8	26.8	-
11:35	21.5	27.1	11:35	21.5	27.1	-
11:36	57.0	29.8	11:36	57.0	29.8	-
11:37	27.5	30.4	11:37	27.5	30.4	-
11:38	19.3	30.5	11:38	19.3	30.5	-
11:39	22.8	30.6	11:39	22.8	30.6	-
11:40	19.3	28.0	11:40	19.3	28.0	-
11:41	21.5	26.0	11:41	21.5	26.0	-
11:42	21.5	24.9	11:42	21.5	24.9	-

Grand Union Bowling Alley Site
BCP #360222
150 Westchester Avenue, Port Chester
February 15, 2025

PARTICULATE DATA						
Upwind			Downwind			Exceeds Particulate Alarm Limit
Time	Concentration (ug/m^3)	15-Min Avg Concentration (ug/m^3)	Time	Concentration (ug/m^3)	15-Min Avg Concentration (ug/m^3)	
11:43	18.3	24.9	11:43	18.3	24.9	-
11:44	18.5	24.9	11:44	18.5	24.9	-
11:45	17.0	24.7	11:45	17.0	24.7	-
11:46	16.8	23.1	11:46	16.8	23.1	-
11:47	18.5	22.9	11:47	18.5	22.9	-
11:48	17.3	22.3	11:48	17.3	22.3	-
11:49	17.8	22.3	11:49	17.8	22.3	-
11:50	17.0	22.0	11:50	17.0	22.0	-
11:51	18.5	19.4	11:51	18.5	19.4	-
11:52	16.5	18.7	11:52	16.5	18.7	-
11:53	16.5	18.5	11:53	16.5	18.5	-
11:54	59.8	21.0	11:54	59.8	21.0	-
11:55	18.5	20.9	11:55	18.5	20.9	-
11:56	16.3	20.6	11:56	16.3	20.6	-
11:57	16.8	20.3	11:57	16.8	20.3	-
11:58	17.3	20.2	11:58	17.3	20.2	-
11:59	20.0	20.3	11:59	20.0	20.3	-
12:00	26.8	20.9	12:00	26.8	20.9	-
12:01	18.8	21.1	12:01	18.8	21.1	-
12:02	17.0	21.0	12:02	17.0	21.0	-
12:03	17.3	21.0	12:03	17.3	21.0	-
12:04	17.5	21.0	12:04	17.5	21.0	-
12:05	17.3	21.0	12:05	17.3	21.0	-
12:06	17.0	20.9	12:06	17.0	20.9	-
12:07	16.8	20.9	12:07	16.8	20.9	-
12:08	17.0	20.9	12:08	17.0	20.9	-
12:09	18.8	18.2	12:09	18.8	18.2	-
12:10	18.3	18.2	12:10	18.3	18.2	-
12:11	17.8	18.3	12:11	17.8	18.3	-
12:12	19.5	18.5	12:12	19.5	18.5	-
12:13	28.3	19.2	12:13	28.3	19.2	-
12:14	19.8	19.2	12:14	19.8	19.2	-
12:15	16.0	18.5	12:15	16.0	18.5	-
12:16	63.8	21.5	12:16	63.8	21.5	-
12:17	97.3	26.8	12:17	97.3	26.8	-
12:18	28.0	27.5	12:18	28.0	27.5	-
12:19	33.3	28.6	12:19	33.3	28.6	-
12:20	38.8	30.0	12:20	38.8	30.0	-
12:21	26.0	30.6	12:21	26.0	30.6	-
12:22	16.5	30.6	12:22	16.5	30.6	-
12:23	16.5	30.6	12:23	16.5	30.6	-
12:24	25.5	31.0	12:24	25.5	31.0	-
12:25	32.0	31.9	12:25	32.0	31.9	-
12:26	19.5	32.0	12:26	19.5	32.0	-
12:27	17.3	31.9	12:27	17.3	31.9	-
12:28	18.8	31.3	12:28	18.8	31.3	-
12:29	17.3	31.1	12:29	17.3	31.1	-
12:30	18.0	31.2	12:30	18.0	31.2	-

Grand Union Bowling Alley Site
BCP #360222
150 Westchester Avenue, Port Chester
February 15, 2025

PARTICULATE DATA						
Upwind			Downwind			Exceeds Particulate Alarm Limit
Time	Concentration (ug/m^3)	15-Min Avg Concentration (ug/m^3)	Time	Concentration (ug/m^3)	15-Min Avg Concentration (ug/m^3)	
12:31	16.5	28.1	12:31	16.5	28.1	-
12:32	15.3	22.6	12:32	15.3	22.6	-
12:33	15.5	21.8	12:33	15.5	21.8	-
12:34	21.5	21.0	12:34	21.5	21.0	-
12:35	23.0	19.9	12:35	23.0	19.9	-
12:36	17.8	19.4	12:36	17.8	19.4	-
12:37	20.0	19.6	12:37	20.0	19.6	-
12:38	20.0	19.9	12:38	20.0	19.9	-
12:39	19.0	19.4	12:39	19.0	19.4	-
12:40	20.5	18.7	12:40	20.5	18.7	-
12:41	19.3	18.6	12:41	19.3	18.6	-
12:42	94.0	23.8	12:42	94.0	23.8	-
12:43	23.0	24.0	12:43	23.0	24.0	-
12:44	19.5	24.2	12:44	19.5	24.2	-
12:45	22.3	24.5	12:45	22.3	24.5	-
12:46	18.8	24.6	12:46	18.8	24.6	-
12:47	19.5	24.9	12:47	19.5	24.9	-
12:48	20.3	25.2	12:48	20.3	25.2	-
12:49	24.3	25.4	12:49	24.3	25.4	-
12:50	19.8	25.2	12:50	19.8	25.2	-
12:51	20.0	25.3	12:51	20.0	25.3	-
12:52	17.8	25.2	12:52	17.8	25.2	-
12:53	87.5	29.7	12:53	87.5	29.7	-
12:54	58.8	32.3	12:54	58.8	32.3	-
12:55	21.5	32.4	12:55	21.5	32.4	-
12:56	21.8	32.6	12:56	21.8	32.6	-
12:57	16.3	27.4	12:57	16.3	27.4	-
12:58	17.5	27.0	12:58	17.5	27.0	-
12:59	17.5	26.9	12:59	17.5	26.9	-
13:00	16.0	26.5	13:00	16.0	26.5	-
13:01	70.5	29.9	13:01	70.5	29.9	-
13:02	87.0	34.4	13:02	87.0	34.4	-
13:03	265.3	50.8	13:03	265.3	50.8	-
13:04	20.3	50.5	13:04	20.3	50.5	-
13:05	19.5	50.5	13:05	19.5	50.5	-
13:06	16.3	50.2	13:06	16.3	50.2	-
13:07	15.5	50.1	13:07	15.5	50.1	-
13:08	18.3	45.5	13:08	18.3	45.5	-
13:09	18.0	42.7	13:09	18.0	42.7	-
13:10	14.8	42.3	13:10	14.8	42.3	-
13:11	15.8	41.9	13:11	15.8	41.9	-
13:12	22.0	42.3	13:12	22.0	42.3	-
13:13	17.8	42.3	13:13	17.8	42.3	-
13:14	19.3	42.4	13:14	19.3	42.4	-
13:15	17.5	42.5	13:15	17.5	42.5	-
13:16	16.0	38.9	13:16	16.0	38.9	-
13:17	17.3	34.2	13:17	17.3	34.2	-
13:18	16.0	17.6	13:18	16.0	17.6	-

Grand Union Bowling Alley Site
BCP #360222
150 Westchester Avenue, Port Chester
February 15, 2025

PARTICULATE DATA						
Upwind			Downwind			Exceeds Particulate Alarm Limit
Time	Concentration (ug/m^3)	15-Min Avg Concentration (ug/m^3)	Time	Concentration (ug/m^3)	15-Min Avg Concentration (ug/m^3)	
13:19	15.8	17.3	13:19	15.8	17.3	-
13:20	16.0	17.1	13:20	16.0	17.1	-
13:21	16.0	17.1	13:21	16.0	17.1	-
13:22	17.3	17.2	13:22	17.3	17.2	-
13:23	17.5	17.1	13:23	17.5	17.1	-
13:24	16.5	17.0	13:24	16.5	17.0	-
13:25	14.3	17.0	13:25	14.3	17.0	-
13:26	18.5	17.2	13:26	18.5	17.2	-
13:27	16.3	16.8	13:27	16.3	16.8	-
13:28	15.8	16.7	13:28	15.8	16.7	-
13:29	16.0	16.4	13:29	16.0	16.4	-
13:30	15.3	16.3	13:30	15.3	16.3	-
13:31	16.0	16.3	13:31	16.0	16.3	-
13:32	18.0	16.3	13:32	18.0	16.3	-
13:33	21.0	16.7	13:33	21.0	16.7	-
13:34	22.5	17.1	13:34	22.5	17.1	-
13:35	19.3	17.3	13:35	19.3	17.3	-
13:36	22.3	17.8	13:36	22.3	17.8	-
13:37	20.8	18.0	13:37	20.8	18.0	-
13:38	20.3	18.2	13:38	20.3	18.2	-
13:39	17.0	18.2	13:39	17.0	18.2	-
13:40	17.8	18.4	13:40	17.8	18.4	-
13:41	96.0	23.6	13:41	96.0	23.6	-
13:42	96.3	28.9	13:42	96.3	28.9	-
13:43	107.8	35.1	13:43	107.8	35.1	-
13:44	35.0	36.3	13:44	35.0	36.3	-
13:45	17.3	36.5	13:45	17.3	36.5	-
13:46	20.0	36.7	13:46	20.0	36.7	-
13:47	17.8	36.7	13:47	17.8	36.7	-
13:48	17.3	36.5	13:48	17.3	36.5	-
13:49	18.8	36.2	13:49	18.8	36.2	-
13:50	16.0	36.0	13:50	16.0	36.0	-
13:51	15.3	35.5	13:51	15.3	35.5	-

Grand Union Bowling Alley Site
BCP #360222
150 Westchester Avenue, Port Chester
February 15, 2025

Saturday, February 15, 2025						
					Number of Instances Where Downwind VOCs Exceeds Upwind VOCs + 5 =	0
					Number of Comparable Data Points =	299
					Start Time:	8:38
					End Time:	13:51
PID DATA						
Upwind			Downwind			
Time	Concentration (ppm)	15-Min Avg Concentration (ppm)	Time	Concentration (ppm)	15-Min Avg Concentration (ppm)	Exceeds VOC Alarm Limit
8:38	0.0	-	8:38	0.0	-	-
8:39	0.0	-	8:39	0.0	-	-
8:40	0.0	-	8:40	0.0	-	-
8:41	0.0	-	8:41	0.0	-	-
8:42	0.0	-	8:42	0.0	-	-
8:43	0.0	-	8:43	0.0	-	-
8:44	0.0	-	8:44	0.0	-	-
8:45	0.0	-	8:45	0.0	-	-
8:46	0.0	-	8:46	0.0	-	-
8:47	0.0	-	8:47	0.0	-	-
8:48	0.0	-	8:48	0.0	-	-
8:49	0.0	-	8:49	0.0	-	-
8:50	0.0	-	8:50	0.0	-	-
8:51	0.0	-	8:51	0.0	-	-
8:52	0.0	-	8:52	0.0	-	-
8:53	0.0	0.0	8:53	0.0	0.0	-
8:54	0.0	0.0	8:54	0.0	0.0	-
8:55	0.0	0.0	8:55	0.0	0.0	-
8:56	0.0	0.0	8:56	0.0	0.0	-
8:57	0.0	0.0	8:57	0.0	0.0	-
8:58	0.0	0.0	8:58	0.0	0.0	-
8:59	0.0	0.0	8:59	0.0	0.0	-
9:00	0.0	0.0	9:00	0.0	0.0	-
9:01	0.0	0.0	9:01	0.0	0.0	-
9:02	0.0	0.0	9:02	0.0	0.0	-
9:03	0.0	0.0	9:03	0.0	0.0	-
9:04	0.0	0.0	9:04	0.0	0.0	-
9:05	0.0	0.0	9:05	0.0	0.0	-
9:06	0.0	0.0	9:06	0.0	0.0	-
9:07	0.0	0.0	9:07	0.0	0.0	-
9:08	0.0	0.0	9:08	0.0	0.0	-
9:09	0.0	0.0	9:09	0.0	0.0	-
9:10	0.0	0.0	9:10	0.0	0.0	-
9:11	0.0	0.0	9:11	0.0	0.0	-
9:12	0.0	0.0	9:12	0.0	0.0	-
9:13	0.0	0.0	9:13	0.0	0.0	-
9:14	0.0	0.0	9:14	0.0	0.0	-
9:15	0.0	0.0	9:15	0.0	0.0	-
9:16	0.0	0.0	9:16	0.0	0.0	-
9:17	0.0	0.0	9:17	0.0	0.0	-
9:18	0.0	0.0	9:18	0.0	0.0	-
9:19	0.0	0.0	9:19	0.0	0.0	-
9:20	0.0	0.0	9:20	0.0	0.0	-

Grand Union Bowling Alley Site
BCP #360222
150 Westchester Avenue, Port Chester
February 15, 2025

PID DATA						
Upwind			Downwind			
Time	Concentration (ppm)	15-Min Avg Concentration (ppm)	Time	Concentration (ppm)	15-Min Avg Concentration (ppm)	Exceeds VOC Alarm Limit
9:21	0.0	0.0	9:21	0.0	0.0	-
9:22	0.0	0.0	9:22	0.0	0.0	-
9:23	0.0	0.0	9:23	0.0	0.0	-
9:24	0.0	0.0	9:24	0.0	0.0	-
9:25	0.0	0.0	9:25	0.0	0.0	-
9:26	0.0	0.0	9:26	0.0	0.0	-
9:27	0.0	0.0	9:27	0.0	0.0	-
9:28	0.0	0.0	9:28	0.0	0.0	-
9:29	0.0	0.0	9:29	0.0	0.0	-
9:30	0.0	0.0	9:30	0.0	0.0	-
9:31	0.0	0.0	9:31	0.0	0.0	-
9:32	0.0	0.0	9:32	0.0	0.0	-
9:33	0.0	0.0	9:33	0.0	0.0	-
9:34	0.0	0.0	9:34	0.0	0.0	-
9:35	0.0	0.0	9:35	0.0	0.0	-
9:36	0.0	0.0	9:36	0.0	0.0	-
9:37	0.0	0.0	9:37	0.0	0.0	-
9:38	0.0	0.0	9:38	0.0	0.0	-
9:39	0.0	0.0	9:39	0.0	0.0	-
9:40	0.0	0.0	9:40	0.0	0.0	-
9:41	0.0	0.0	9:41	0.0	0.0	-
9:42	0.0	0.0	9:42	0.0	0.0	-
9:43	0.0	0.0	9:43	0.0	0.0	-
9:44	0.0	0.0	9:44	0.0	0.0	-
9:45	0.0	0.0	9:45	0.0	0.0	-
9:46	0.0	0.0	9:46	0.0	0.0	-
9:47	0.0	0.0	9:47	0.0	0.0	-
9:48	0.0	0.0	9:48	0.0	0.0	-
9:49	0.0	0.0	9:49	0.0	0.0	-
9:50	0.0	0.0	9:50	0.0	0.0	-
9:51	0.0	0.0	9:51	0.0	0.0	-
9:52	0.0	0.0	9:52	0.0	0.0	-
9:53	0.0	0.0	9:53	0.0	0.0	-
9:54	0.0	0.0	9:54	0.0	0.0	-
9:55	0.0	0.0	9:55	0.0	0.0	-
9:56	0.0	0.0	9:56	0.0	0.0	-
9:57	0.0	0.0	9:57	0.0	0.0	-
9:58	0.0	0.0	9:58	0.0	0.0	-
9:59	0.0	0.0	9:59	0.0	0.0	-
10:00	0.0	0.0	10:00	0.0	0.0	-
10:01	0.0	0.0	10:01	0.0	0.0	-
10:02	0.0	0.0	10:02	0.0	0.0	-
10:03	0.0	0.0	10:03	0.0	0.0	-
10:04	0.0	0.0	10:04	0.0	0.0	-
10:05	0.0	0.0	10:05	0.0	0.0	-
10:06	0.0	0.0	10:06	0.0	0.0	-
10:07	0.0	0.0	10:07	0.0	0.0	-
10:08	0.0	0.0	10:08	0.0	0.0	-
10:09	0.0	0.0	10:09	0.0	0.0	-

Grand Union Bowling Alley Site
BCP #360222
150 Westchester Avenue, Port Chester
February 15, 2025

PID DATA						
Upwind			Downwind			
Time	Concentration (ppm)	15-Min Avg Concentration (ppm)	Time	Concentration (ppm)	15-Min Avg Concentration (ppm)	Exceeds VOC Alarm Limit
10:10	0.0	0.0	10:10	0.0	0.0	-
10:11	0.0	0.0	10:11	0.0	0.0	-
10:12	0.0	0.0	10:12	0.0	0.0	-
10:13	0.0	0.0	10:13	0.0	0.0	-
10:14	0.0	0.0	10:14	0.0	0.0	-
10:15	0.0	0.0	10:15	0.0	0.0	-
10:16	0.0	0.0	10:16	0.0	0.0	-
10:17	0.0	0.0	10:17	0.0	0.0	-
10:18	0.0	0.0	10:18	0.0	0.0	-
10:19	0.0	0.0	10:19	0.0	0.0	-
10:20	0.0	0.0	10:20	0.0	0.0	-
10:21	0.0	0.0	10:21	0.0	0.0	-
10:22	0.0	0.0	10:22	0.0	0.0	-
10:23	0.0	0.0	10:23	0.0	0.0	-
10:24	0.0	0.0	10:24	0.0	0.0	-
10:25	0.0	0.0	10:25	0.0	0.0	-
10:26	0.0	0.0	10:26	0.0	0.0	-
10:27	0.0	0.0	10:27	0.0	0.0	-
10:28	0.0	0.0	10:28	0.0	0.0	-
10:29	0.0	0.0	10:29	0.0	0.0	-
10:30	0.0	0.0	10:30	0.0	0.0	-
10:31	0.0	0.0	10:31	0.0	0.0	-
10:32	0.0	0.0	10:32	0.0	0.0	-
10:33	0.0	0.0	10:33	0.0	0.0	-
10:34	0.0	0.0	10:34	0.0	0.0	-
10:35	0.0	0.0	10:35	0.0	0.0	-
10:36	0.0	0.0	10:36	0.0	0.0	-
10:37	0.0	0.0	10:37	0.0	0.0	-
10:38	0.0	0.0	10:38	0.0	0.0	-
10:39	0.0	0.0	10:39	0.0	0.0	-
10:40	0.0	0.0	10:40	0.0	0.0	-
10:41	0.0	0.0	10:41	0.0	0.0	-
10:42	0.0	0.0	10:42	0.0	0.0	-
10:43	0.0	0.0	10:43	0.0	0.0	-
10:44	0.0	0.0	10:44	0.0	0.0	-
10:45	0.0	0.0	10:45	0.0	0.0	-
10:46	0.0	0.0	10:46	0.0	0.0	-
10:47	0.0	0.0	10:47	0.0	0.0	-
10:48	0.0	0.0	10:48	0.0	0.0	-
10:49	0.0	0.0	10:49	0.0	0.0	-
10:50	0.0	0.0	10:50	0.0	0.0	-
10:51	0.0	0.0	10:51	0.0	0.0	-
10:52	0.0	0.0	10:52	0.0	0.0	-
10:53	0.0	0.0	10:53	0.0	0.0	-
10:54	0.0	0.0	10:54	0.0	0.0	-
10:55	0.0	0.0	10:55	0.0	0.0	-
10:56	0.0	0.0	10:56	0.0	0.0	-
10:57	0.0	0.0	10:57	0.0	0.0	-
10:58	0.0	0.0	10:58	0.0	0.0	-

Grand Union Bowling Alley Site
BCP #360222
150 Westchester Avenue, Port Chester
February 15, 2025

PID DATA						
Upwind			Downwind			
Time	Concentration (ppm)	15-Min Avg Concentration (ppm)	Time	Concentration (ppm)	15-Min Avg Concentration (ppm)	Exceeds VOC Alarm Limit
10:59	0.0	0.0	10:59	0.0	0.0	-
11:00	0.0	0.0	11:00	0.0	0.0	-
11:01	0.0	0.0	11:01	0.0	0.0	-
11:02	0.0	0.0	11:02	0.0	0.0	-
11:03	0.0	0.0	11:03	0.0	0.0	-
11:04	0.0	0.0	11:04	0.0	0.0	-
11:05	0.0	0.0	11:05	0.0	0.0	-
11:06	0.0	0.0	11:06	0.0	0.0	-
11:07	0.0	0.0	11:07	0.0	0.0	-
11:08	0.0	0.0	11:08	0.0	0.0	-
11:09	0.0	0.0	11:09	0.0	0.0	-
11:10	0.0	0.0	11:10	0.0	0.0	-
11:11	0.0	0.0	11:11	0.0	0.0	-
11:12	0.0	0.0	11:12	0.0	0.0	-
11:13	0.0	0.0	11:13	0.0	0.0	-
11:14	0.0	0.0	11:14	0.0	0.0	-
11:15	0.0	0.0	11:15	0.0	0.0	-
11:16	0.0	0.0	11:16	0.0	0.0	-
11:17	0.0	0.0	11:17	0.0	0.0	-
11:18	0.0	0.0	11:18	0.0	0.0	-
11:19	0.0	0.0	11:19	0.0	0.0	-
11:20	0.0	0.0	11:20	0.0	0.0	-
11:21	0.0	0.0	11:21	0.0	0.0	-
11:22	0.0	0.0	11:22	0.0	0.0	-
11:23	0.0	0.0	11:23	0.0	0.0	-
11:24	0.0	0.0	11:24	0.0	0.0	-
11:25	0.0	0.0	11:25	0.0	0.0	-
11:26	0.0	0.0	11:26	0.0	0.0	-
11:27	0.0	0.0	11:27	0.0	0.0	-
11:28	0.0	0.0	11:28	0.0	0.0	-
11:29	0.0	0.0	11:29	0.0	0.0	-
11:30	0.0	0.0	11:30	0.0	0.0	-
11:31	0.0	0.0	11:31	0.0	0.0	-
11:32	0.0	0.0	11:32	0.0	0.0	-
11:33	0.0	0.0	11:33	0.0	0.0	-
11:34	0.0	0.0	11:34	0.0	0.0	-
11:35	0.0	0.0	11:35	0.0	0.0	-
11:36	0.0	0.0	11:36	0.0	0.0	-
11:37	0.0	0.0	11:37	0.0	0.0	-
11:38	0.0	0.0	11:38	0.0	0.0	-
11:39	0.0	0.0	11:39	0.0	0.0	-
11:40	0.0	0.0	11:40	0.0	0.0	-
11:41	0.0	0.0	11:41	0.0	0.0	-
11:42	0.0	0.0	11:42	0.0	0.0	-
11:43	0.0	0.0	11:43	0.0	0.0	-
11:44	0.0	0.0	11:44	0.0	0.0	-
11:45	0.0	0.0	11:45	0.0	0.0	-
11:46	0.0	0.0	11:46	0.0	0.0	-
11:47	0.0	0.0	11:47	0.0	0.0	-

Grand Union Bowling Alley Site
BCP #360222
150 Westchester Avenue, Port Chester
February 15, 2025

PID DATA						
Upwind			Downwind			
Time	Concentration (ppm)	15-Min Avg Concentration (ppm)	Time	Concentration (ppm)	15-Min Avg Concentration (ppm)	Exceeds VOC Alarm Limit
11:48	0.0	0.0	11:48	0.0	0.0	-
11:49	0.0	0.0	11:49	0.0	0.0	-
11:50	0.0	0.0	11:50	0.0	0.0	-
11:51	0.0	0.0	11:51	0.0	0.0	-
11:52	0.0	0.0	11:52	0.0	0.0	-
11:53	0.0	0.0	11:53	0.0	0.0	-
11:54	0.0	0.0	11:54	0.0	0.0	-
11:55	0.0	0.0	11:55	0.0	0.0	-
11:56	0.0	0.0	11:56	0.0	0.0	-
11:57	0.0	0.0	11:57	0.0	0.0	-
11:58	0.0	0.0	11:58	0.0	0.0	-
11:59	0.0	0.0	11:59	0.0	0.0	-
12:00	0.0	0.0	12:00	0.0	0.0	-
12:01	0.0	0.0	12:01	0.0	0.0	-
12:02	0.0	0.0	12:02	0.0	0.0	-
12:03	0.0	0.0	12:03	0.0	0.0	-
12:04	0.0	0.0	12:04	0.0	0.0	-
12:05	0.0	0.0	12:05	0.0	0.0	-
12:06	0.0	0.0	12:06	0.0	0.0	-
12:07	0.0	0.0	12:07	0.0	0.0	-
12:08	0.0	0.0	12:08	0.0	0.0	-
12:09	0.0	0.0	12:09	0.0	0.0	-
12:10	0.0	0.0	12:10	0.0	0.0	-
12:11	0.0	0.0	12:11	0.0	0.0	-
12:12	0.0	0.0	12:12	0.0	0.0	-
12:13	0.0	0.0	12:13	0.0	0.0	-
12:14	0.0	0.0	12:14	0.0	0.0	-
12:15	0.0	0.0	12:15	0.0	0.0	-
12:16	0.0	0.0	12:16	0.0	0.0	-
12:17	0.0	0.0	12:17	0.0	0.0	-
12:18	0.0	0.0	12:18	0.0	0.0	-
12:19	0.0	0.0	12:19	0.0	0.0	-
12:20	0.0	0.0	12:20	0.0	0.0	-
12:21	0.0	0.0	12:21	0.0	0.0	-
12:22	0.0	0.0	12:22	0.0	0.0	-
12:23	0.0	0.0	12:23	0.0	0.0	-
12:24	0.0	0.0	12:24	0.0	0.0	-
12:25	0.0	0.0	12:25	0.0	0.0	-
12:26	0.0	0.0	12:26	0.0	0.0	-
12:27	0.0	0.0	12:27	0.0	0.0	-
12:28	0.0	0.0	12:28	0.0	0.0	-
12:29	0.0	0.0	12:29	0.0	0.0	-
12:30	0.0	0.0	12:30	0.0	0.0	-
12:31	0.0	0.0	12:31	0.0	0.0	-
12:32	0.0	0.0	12:32	0.0	0.0	-
12:33	0.0	0.0	12:33	0.0	0.0	-
12:34	0.0	0.0	12:34	0.0	0.0	-
12:35	0.0	0.0	12:35	0.0	0.0	-
12:36	0.0	0.0	12:36	0.0	0.0	-

Grand Union Bowling Alley Site
BCP #360222
150 Westchester Avenue, Port Chester
February 15, 2025

PID DATA						
Upwind			Downwind			
Time	Concentration (ppm)	15-Min Avg Concentration (ppm)	Time	Concentration (ppm)	15-Min Avg Concentration (ppm)	Exceeds VOC Alarm Limit
12:37	0.0	0.0	12:37	0.0	0.0	-
12:38	0.0	0.0	12:38	0.0	0.0	-
12:39	0.0	0.0	12:39	0.0	0.0	-
12:40	0.0	0.0	12:40	0.0	0.0	-
12:41	0.0	0.0	12:41	0.0	0.0	-
12:42	0.0	0.0	12:42	0.0	0.0	-
12:43	0.0	0.0	12:43	0.0	0.0	-
12:44	0.0	0.0	12:44	0.0	0.0	-
12:45	0.0	0.0	12:45	0.0	0.0	-
12:46	0.0	0.0	12:46	0.0	0.0	-
12:47	0.0	0.0	12:47	0.0	0.0	-
12:48	0.0	0.0	12:48	0.0	0.0	-
12:49	0.0	0.0	12:49	0.0	0.0	-
12:50	0.0	0.0	12:50	0.0	0.0	-
12:51	0.0	0.0	12:51	0.0	0.0	-
12:52	0.0	0.0	12:52	0.0	0.0	-
12:53	0.0	0.0	12:53	0.0	0.0	-
12:54	0.0	0.0	12:54	0.0	0.0	-
12:55	0.0	0.0	12:55	0.0	0.0	-
12:56	0.0	0.0	12:56	0.0	0.0	-
12:57	0.0	0.0	12:57	0.0	0.0	-
12:58	0.0	0.0	12:58	0.0	0.0	-
12:59	0.0	0.0	12:59	0.0	0.0	-
13:00	0.0	0.0	13:00	0.0	0.0	-
13:01	0.0	0.0	13:01	0.0	0.0	-
13:02	0.0	0.0	13:02	0.0	0.0	-
13:03	0.0	0.0	13:03	0.0	0.0	-
13:04	0.0	0.0	13:04	0.0	0.0	-
13:05	0.0	0.0	13:05	0.0	0.0	-
13:06	0.0	0.0	13:06	0.0	0.0	-
13:07	0.0	0.0	13:07	0.0	0.0	-
13:08	0.0	0.0	13:08	0.0	0.0	-
13:09	0.0	0.0	13:09	0.0	0.0	-
13:10	0.0	0.0	13:10	0.0	0.0	-
13:11	0.0	0.0	13:11	0.0	0.0	-
13:12	0.0	0.0	13:12	0.0	0.0	-
13:13	0.0	0.0	13:13	0.0	0.0	-
13:14	0.0	0.0	13:14	0.0	0.0	-
13:15	0.0	0.0	13:15	0.0	0.0	-
13:16	0.0	0.0	13:16	0.0	0.0	-
13:17	0.0	0.0	13:17	0.0	0.0	-
13:18	0.0	0.0	13:18	0.0	0.0	-
13:19	0.0	0.0	13:19	0.0	0.0	-
13:20	0.0	0.0	13:20	0.0	0.0	-
13:21	0.0	0.0	13:21	0.0	0.0	-
13:22	0.0	0.0	13:22	0.0	0.0	-
13:23	0.0	0.0	13:23	0.0	0.0	-
13:24	0.0	0.0	13:24	0.0	0.0	-
13:25	0.0	0.0	13:25	0.0	0.0	-

Grand Union Bowling Alley Site
BCP #360222
150 Westchester Avenue, Port Chester
February 15, 2025

PID DATA						
Upwind			Downwind			
Time	Concentration (ppm)	15-Min Avg Concentration (ppm)	Time	Concentration (ppm)	15-Min Avg Concentration (ppm)	Exceeds VOC Alarm Limit
13:26	0.0	0.0	13:26	0.0	0.0	-
13:27	0.0	0.0	13:27	0.0	0.0	-
13:28	0.0	0.0	13:28	0.0	0.0	-
13:29	0.0	0.0	13:29	0.0	0.0	-
13:30	0.0	0.0	13:30	0.0	0.0	-
13:31	0.0	0.0	13:31	0.0	0.0	-
13:32	0.0	0.0	13:32	0.0	0.0	-
13:33	0.0	0.0	13:33	0.0	0.0	-
13:34	0.0	0.0	13:34	0.0	0.0	-
13:35	0.0	0.0	13:35	0.0	0.0	-
13:36	0.0	0.0	13:36	0.0	0.0	-
13:37	0.0	0.0	13:37	0.0	0.0	-
13:38	0.0	0.0	13:38	0.0	0.0	-
13:39	0.0	0.0	13:39	0.0	0.0	-
13:40	0.0	0.0	13:40	0.0	0.0	-
13:41	0.0	0.0	13:41	0.0	0.0	-
13:42	0.0	0.0	13:42	0.0	0.0	-
13:43	0.0	0.0	13:43	0.0	0.0	-
13:44	0.0	0.0	13:44	0.0	0.0	-
13:45	0.0	0.0	13:45	0.0	0.0	-
13:46	0.0	0.0	13:46	0.0	0.0	-
13:47	0.0	0.0	13:47	0.0	0.0	-
13:48	0.0	0.0	13:48	0.0	0.0	-
13:49	0.0	0.0	13:49	0.0	0.0	-
13:50	0.0	0.0	13:50	0.0	0.0	-
13:51	0.0	0.0	13:51	0.0	0.0	-

SESI CONSULTING ENGINEERS

959 US-46 Floor 3, Suite 300 - Parsippany-Troy Hills, NJ

DAILY AIR MONITORING REPORT
150 Westchester Avenue
Port Chester, New York

02/17/2025

Rev. No. 0 | Page 1 of 2

Project Number: 11895A

Dust Action Level: 150 µg/m^3

VOC Action Level: 5 ppm

Weather Data Range for Work Day		Wind Direction	, NE, ENE, E, ESE	Relative Humidity (%)	0.0 - 0.0	Daily Rain Total (in)	0.00	Readings in the summary table and graphs below are the reported downwind concentrations.
Temperature (°F)	0.0 - 0.0	Wind Speed (MPH)	0.0 - 0.0	Barometer (inHg)	0.00 - 0.00	Avg. Dew Point Temp (°F)	#DIV/0!	

Station Location	Daily Avg. Dust Concentration (µg/m^3)	Max 15-Min Dust Concentration (µg/m^3)	Time of Max Dust Reading	Daily Avg. VOC Concentration (ppm)	Max 15-Min VOC Concentration (ppm)	Time of Max VOC Reading
Upwind	175.4	2159.9	12:02	0.0	0.0	8:52
Downwind	175.4	2159.9	12:02	0.0	0.0	8:52

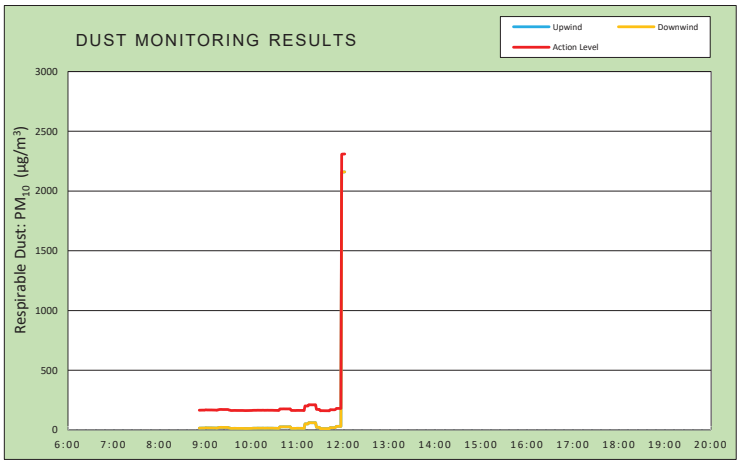

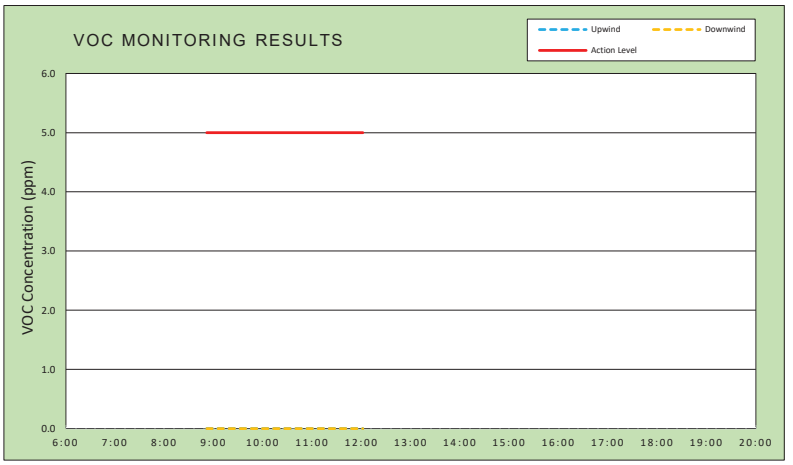

Air Monitoring Notes:

Weather Notes:

EMILCOTT
A Triumvirate Environmental Company

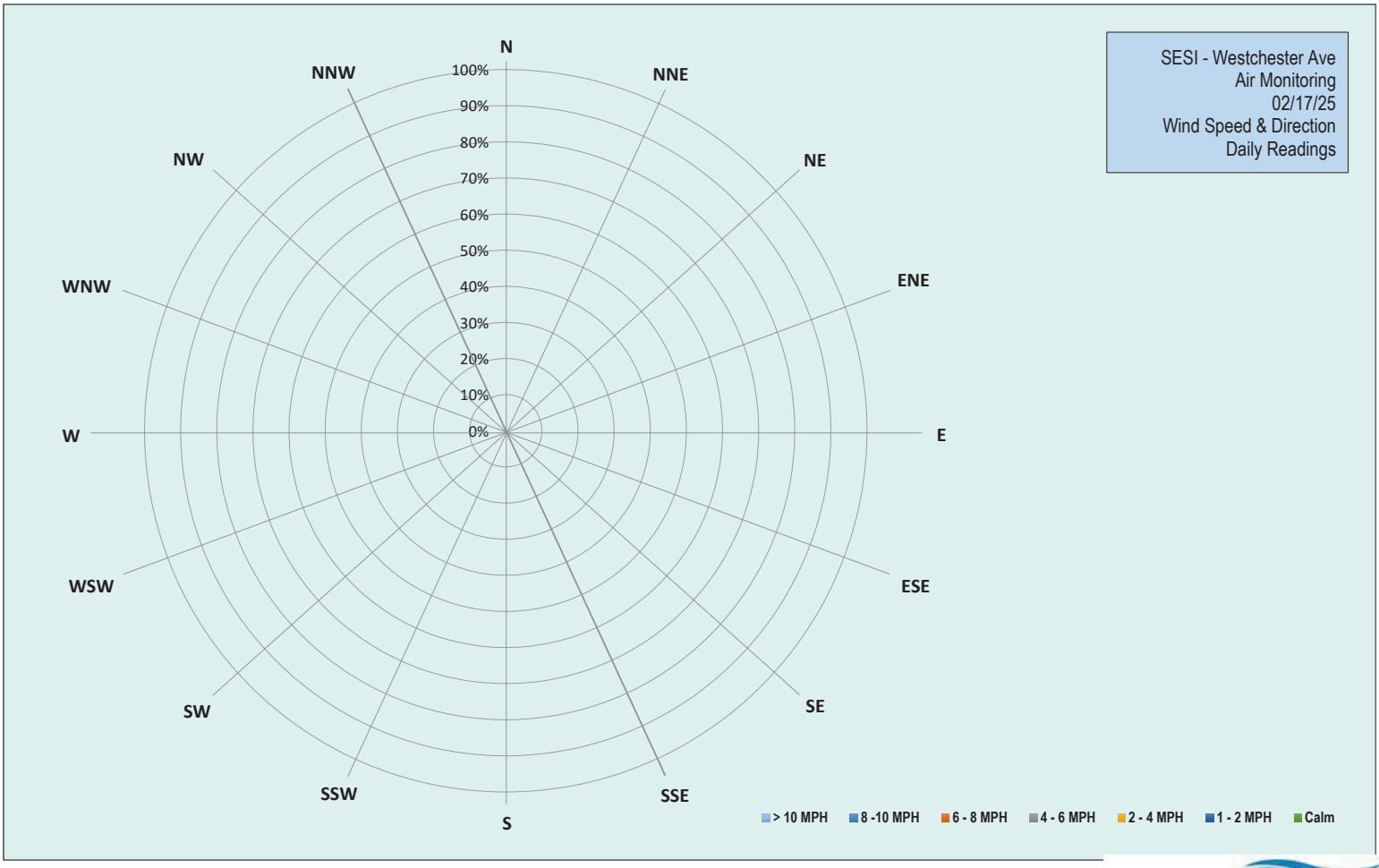

EMILCOTT
A Triumvirate Environmental Company

Grand Union Bowling Alley Site
BCP #360222
150 Westchester Avenue, Port Chester
February 17, 2025

Monday, February 17, 2025						
Number of Instances Where Downwind Particulates Exceeds Upwind Particulate + 150 =						0
Number of Comparable Data Points =						191
Start Time:						8:37
End Time:						12:02
PARTICULATE DATA						
Upwind			Downwind			Exceeds Particulate Alarm Limit
Time	Concentration (ug/m^3)	15-Min Avg Concentration (ug/m^3)	Time	Concentration (ug/m^3)	15-Min Avg Concentration (ug/m^3)	
8:37	15.5	-	8:37	15.5	-	-
8:38	12.3	-	8:38	12.3	-	-
8:39	14.8	-	8:39	14.8	-	-
8:40	14.3	-	8:40	14.3	-	-
8:41	13.3	-	8:41	13.3	-	-
8:42	14.0	-	8:42	14.0	-	-
8:43	19.0	-	8:43	19.0	-	-
8:44	18.5	-	8:44	18.5	-	-
8:45	15.3	-	8:45	15.3	-	-
8:46	14.0	-	8:46	14.0	-	-
8:47	21.8	-	8:47	21.8	-	-
8:48	15.3	-	8:48	15.3	-	-
8:49	12.5	-	8:49	12.5	-	-
8:50	13.5	-	8:50	13.5	-	-
8:51	17.0	-	8:51	17.0	-	-
8:52	15.8	15.4	8:52	15.8	15.4	-
8:53	13.3	15.5	8:53	13.3	15.5	-
8:54	17.0	15.6	8:54	17.0	15.6	-
8:55	18.5	15.9	8:55	18.5	15.9	-
8:56	13.5	15.9	8:56	13.5	15.9	-
8:57	17.8	16.2	8:57	17.8	16.2	-
8:58	14.3	15.9	8:58	14.3	15.9	-
8:59	18.8	15.9	8:59	18.8	15.9	-
9:00	47.0	18.0	9:00	47.0	18.0	-
9:01	16.3	18.1	9:01	16.3	18.1	-
9:02	12.5	17.5	9:02	12.5	17.5	-
9:03	12.5	17.3	9:03	12.5	17.3	-
9:04	13.3	17.4	9:04	13.3	17.4	-
9:05	13.3	17.4	9:05	13.3	17.4	-
9:06	13.0	17.1	9:06	13.0	17.1	-
9:07	18.5	17.3	9:07	18.5	17.3	-
9:08	13.0	17.3	9:08	13.0	17.3	-
9:09	13.8	17.1	9:09	13.8	17.1	-
9:10	13.8	16.7	9:10	13.8	16.7	-
9:11	14.3	16.8	9:11	14.3	16.8	-
9:12	12.8	16.5	9:12	12.8	16.5	-
9:13	11.8	16.3	9:13	11.8	16.3	-
9:14	14.3	16.0	9:14	14.3	16.0	-
9:15	29.3	14.8	9:15	29.3	14.8	-
9:16	68.0	18.3	9:16	68.0	18.3	-
9:17	15.0	18.4	9:17	15.0	18.4	-

Grand Union Bowling Alley Site
BCP #360222
150 Westchester Avenue, Port Chester
February 17, 2025

PARTICULATE DATA						
Upwind			Downwind			Exceeds Particulate Alarm Limit
Time	Concentration (ug/m^3)	15-Min Avg Concentration (ug/m^3)	Time	Concentration (ug/m^3)	15-Min Avg Concentration (ug/m^3)	
9:18	50.3	20.9	9:18	50.3	20.9	-
9:19	19.5	21.4	9:19	19.5	21.4	-
9:20	17.8	21.7	9:20	17.8	21.7	-
9:21	13.0	21.7	9:21	13.0	21.7	-
9:22	13.0	21.3	9:22	13.0	21.3	-
9:23	11.3	21.2	9:23	11.3	21.2	-
9:24	12.5	21.1	9:24	12.5	21.1	-
9:25	14.3	21.1	9:25	14.3	21.1	-
9:26	14.5	21.1	9:26	14.5	21.1	-
9:27	12.5	21.1	9:27	12.5	21.1	-
9:28	12.0	21.1	9:28	12.0	21.1	-
9:29	12.0	21.0	9:29	12.0	21.0	-
9:30	12.8	19.9	9:30	12.8	19.9	-
9:31	11.5	16.1	9:31	11.5	16.1	-
9:32	12.0	15.9	9:32	12.0	15.9	-
9:33	11.5	13.3	9:33	11.5	13.3	-
9:34	13.8	13.0	9:34	13.8	13.0	-
9:35	14.8	12.8	9:35	14.8	12.8	-
9:36	21.0	13.3	9:36	21.0	13.3	-
9:37	12.5	13.3	9:37	12.5	13.3	-
9:38	15.0	13.5	9:38	15.0	13.5	-
9:39	11.3	13.4	9:39	11.3	13.4	-
9:40	12.3	13.3	9:40	12.3	13.3	-
9:41	12.3	13.1	9:41	12.3	13.1	-
9:42	12.3	13.1	9:42	12.3	13.1	-
9:43	12.3	13.1	9:43	12.3	13.1	-
9:44	11.5	13.1	9:44	11.5	13.1	-
9:45	11.8	13.0	9:45	11.8	13.0	-
9:46	11.8	13.1	9:46	11.8	13.1	-
9:47	11.8	13.0	9:47	11.8	13.0	-
9:48	13.0	13.1	9:48	13.0	13.1	-
9:49	11.3	13.0	9:49	11.3	13.0	-
9:50	11.0	12.7	9:50	11.0	12.7	-
9:51	15.8	12.4	9:51	15.8	12.4	-
9:52	11.8	12.3	9:52	11.8	12.3	-
9:53	11.8	12.1	9:53	11.8	12.1	-
9:54	15.8	12.4	9:54	15.8	12.4	-
9:55	12.8	12.4	9:55	12.8	12.4	-
9:56	13.8	12.5	9:56	13.8	12.5	-
9:57	14.5	12.7	9:57	14.5	12.7	-
9:58	15.0	12.9	9:58	15.0	12.9	-
9:59	13.5	13.0	9:59	13.5	13.0	-
10:00	13.5	13.1	10:00	13.5	13.1	-
10:01	15.8	13.4	10:01	15.8	13.4	-
10:02	24.0	14.2	10:02	24.0	14.2	-
10:03	15.3	14.4	10:03	15.3	14.4	-
10:04	13.0	14.5	10:04	13.0	14.5	-
10:05	12.3	14.6	10:05	12.3	14.6	-

Grand Union Bowling Alley Site
BCP #360222
150 Westchester Avenue, Port Chester
February 17, 2025

PARTICULATE DATA						
Upwind			Downwind			Exceeds Particulate Alarm Limit
Time	Concentration (ug/m^3)	15-Min Avg Concentration (ug/m^3)	Time	Concentration (ug/m^3)	15-Min Avg Concentration (ug/m^3)	
10:06	12.5	14.3	10:06	12.5	14.3	-
10:07	16.5	14.7	10:07	16.5	14.7	-
10:08	18.3	15.1	10:08	18.3	15.1	-
10:09	14.0	15.0	10:09	14.0	15.0	-
10:10	12.3	14.9	10:10	12.3	14.9	-
10:11	11.5	14.8	10:11	11.5	14.8	-
10:12	14.5	14.8	10:12	14.5	14.8	-
10:13	13.0	14.7	10:13	13.0	14.7	-
10:14	18.3	15.0	10:14	18.3	15.0	-
10:15	16.8	15.2	10:15	16.8	15.2	-
10:16	13.5	15.0	10:16	13.5	15.0	-
10:17	14.0	14.4	10:17	14.0	14.4	-
10:18	18.3	14.6	10:18	18.3	14.6	-
10:19	15.8	14.8	10:19	15.8	14.8	-
10:20	12.0	14.7	10:20	12.0	14.7	-
10:21	18.8	15.2	10:21	18.8	15.2	-
10:22	13.0	14.9	10:22	13.0	14.9	-
10:23	15.0	14.7	10:23	15.0	14.7	-
10:24	14.8	14.8	10:24	14.8	14.8	-
10:25	12.3	14.8	10:25	12.3	14.8	-
10:26	12.5	14.8	10:26	12.5	14.8	-
10:27	12.8	14.7	10:27	12.8	14.7	-
10:28	12.5	14.7	10:28	12.5	14.7	-
10:29	12.5	14.3	10:29	12.5	14.3	-
10:30	12.8	14.0	10:30	12.8	14.0	-
10:31	12.0	13.9	10:31	12.0	13.9	-
10:32	13.5	13.9	10:32	13.5	13.9	-
10:33	15.3	13.7	10:33	15.3	13.7	-
10:34	12.3	13.5	10:34	12.3	13.5	-
10:35	13.3	13.5	10:35	13.3	13.5	-
10:36	13.5	13.2	10:36	13.5	13.2	-
10:37	188.0	24.9	10:37	188.0	24.9	-
10:38	29.8	25.8	10:38	29.8	25.8	-
10:39	15.3	25.9	10:39	15.3	25.9	-
10:40	13.5	26.0	10:40	13.5	26.0	-
10:41	14.8	26.1	10:41	14.8	26.1	-
10:42	17.0	26.4	10:42	17.0	26.4	-
10:43	10.8	26.3	10:43	10.8	26.3	-
10:44	11.0	26.2	10:44	11.0	26.2	-
10:45	10.5	26.0	10:45	10.5	26.0	-
10:46	13.3	26.1	10:46	13.3	26.1	-
10:47	12.0	26.0	10:47	12.0	26.0	-
10:48	14.8	26.0	10:48	14.8	26.0	-
10:49	14.8	26.1	10:49	14.8	26.1	-
10:50	11.0	26.0	10:50	11.0	26.0	-
10:51	15.3	26.1	10:51	15.3	26.1	-
10:52	11.8	14.4	10:52	11.8	14.4	-
10:53	11.5	13.1	10:53	11.5	13.1	-

Grand Union Bowling Alley Site
BCP #360222
150 Westchester Avenue, Port Chester
February 17, 2025

PARTICULATE DATA						
Upwind			Downwind			Exceeds Particulate Alarm Limit
Time	Concentration (ug/m^3)	15-Min Avg Concentration (ug/m^3)	Time	Concentration (ug/m^3)	15-Min Avg Concentration (ug/m^3)	
10:54	17.5	13.3	10:54	17.5	13.3	-
10:55	11.8	13.2	10:55	11.8	13.2	-
10:56	15.5	13.2	10:56	15.5	13.2	-
10:57	13.0	13.0	10:57	13.0	13.0	-
10:58	11.5	13.0	10:58	11.5	13.0	-
10:59	18.3	13.5	10:59	18.3	13.5	-
11:00	12.5	13.6	11:00	12.5	13.6	-
11:01	13.8	13.7	11:01	13.8	13.7	-
11:02	11.5	13.6	11:02	11.5	13.6	-
11:03	11.5	13.4	11:03	11.5	13.4	-
11:04	15.5	13.5	11:04	15.5	13.5	-
11:05	13.0	13.6	11:05	13.0	13.6	-
11:06	10.5	13.3	11:06	10.5	13.3	-
11:07	13.3	13.4	11:07	13.3	13.4	-
11:08	10.8	13.3	11:08	10.8	13.3	-
11:09	9.8	12.8	11:09	9.8	12.8	-
11:10	572.3	50.2	11:10	572.3	50.2	-
11:11	21.5	50.6	11:11	21.5	50.6	-
11:12	16.3	50.8	11:12	16.3	50.8	-
11:13	16.3	51.1	11:13	16.3	51.1	-
11:14	12.3	50.7	11:14	12.3	50.7	-
11:15	165.0	60.9	11:15	165.0	60.9	-
11:16	11.3	60.7	11:16	11.3	60.7	-
11:17	10.0	60.6	11:17	10.0	60.6	-
11:18	12.5	60.7	11:18	12.5	60.7	-
11:19	11.3	60.4	11:19	11.3	60.4	-
11:20	12.3	60.3	11:20	12.3	60.3	-
11:21	14.5	60.6	11:21	14.5	60.6	-
11:22	9.8	60.4	11:22	9.8	60.4	-
11:23	11.0	60.4	11:23	11.0	60.4	-
11:24	10.5	60.4	11:24	10.5	60.4	-
11:25	9.5	22.9	11:25	9.5	22.9	-
11:26	13.0	22.4	11:26	13.0	22.4	-
11:27	10.8	22.0	11:27	10.8	22.0	-
11:28	12.3	21.7	11:28	12.3	21.7	-
11:29	10.3	21.6	11:29	10.3	21.6	-
11:30	11.0	11.3	11:30	11.0	11.3	-
11:31	10.8	11.3	11:31	10.8	11.3	-
11:32	13.5	11.5	11:32	13.5	11.5	-
11:33	11.3	11.4	11:33	11.3	11.4	-
11:34	9.8	11.3	11:34	9.8	11.3	-
11:35	11.3	11.3	11:35	11.3	11.3	-
11:36	9.5	10.9	11:36	9.5	10.9	-
11:37	11.5	11.1	11:37	11.5	11.1	-
11:38	9.0	10.9	11:38	9.0	10.9	-
11:39	10.3	10.9	11:39	10.3	10.9	-
11:40	9.8	10.9	11:40	9.8	10.9	-
11:41	9.5	10.7	11:41	9.5	10.7	-

Grand Union Bowling Alley Site
BCP #360222
150 Westchester Avenue, Port Chester
February 17, 2025

PARTICULATE DATA						
Upwind			Downwind			Exceeds Particulate Alarm Limit
Time	Concentration (ug/m^3)	15-Min Avg Concentration (ug/m^3)	Time	Concentration (ug/m^3)	15-Min Avg Concentration (ug/m^3)	
11:42	10.5	10.7	11:42	10.5	10.7	-
11:43	141.8	19.3	11:43	141.8	19.3	-
11:44	12.0	19.4	11:44	12.0	19.4	-
11:45	8.8	19.3	11:45	8.8	19.3	-
11:46	9.3	19.2	11:46	9.3	19.2	-
11:47	10.8	19.0	11:47	10.8	19.0	-
11:48	11.3	19.0	11:48	11.3	19.0	-
11:49	14.8	19.3	11:49	14.8	19.3	-
11:50	56.3	22.3	11:50	56.3	22.3	-
11:51	120.0	29.7	11:51	120.0	29.7	-
11:52	15.3	29.9	11:52	15.3	29.9	-
11:53	14.0	30.3	11:53	14.0	30.3	-
11:54	10.8	30.3	11:54	10.8	30.3	-
11:55	9.8	30.3	11:55	9.8	30.3	-
11:56	9.8	30.3	11:56	9.8	30.3	-
11:57	9.8	30.3	11:57	9.8	30.3	-
11:58	32037.0	2156.6	11:58	32037.0	2156.6	-
11:59	47.0	2159.0	11:59	47.0	2159.0	-
12:00	14.3	2159.3	12:00	14.3	2159.3	-
12:01	15.5	2159.7	12:01	15.5	2159.7	-
12:02	12.5	2159.9	12:02	12.5	2159.9	-

Grand Union Bowling Alley Site
BCP #360222
150 Westchester Avenue, Port Chester
February 17, 2025

Monday, February 17, 2025						
Number of Instances Where Downwind VOCs Exceeds Upwind VOCs + 5 =						0
Number of Comparable Data Points =						191
Start Time:						8:37
End Time:						12:02
PID DATA						
Upwind			Downwind			
Time	Concentration (ppm)	15-Min Avg Concentration (ppm)	Time	Concentration (ppm)	15-Min Avg Concentration (ppm)	Exceeds VOC Alarm Limit
8:37	0.0	-	8:37	0.0	-	-
8:38	0.0	-	8:38	0.0	-	-
8:39	0.0	-	8:39	0.0	-	-
8:40	0.0	-	8:40	0.0	-	-
8:41	0.0	-	8:41	0.0	-	-
8:42	0.0	-	8:42	0.0	-	-
8:43	0.0	-	8:43	0.0	-	-
8:44	0.0	-	8:44	0.0	-	-
8:45	0.0	-	8:45	0.0	-	-
8:46	0.0	-	8:46	0.0	-	-
8:47	0.0	-	8:47	0.0	-	-
8:48	0.0	-	8:48	0.0	-	-
8:49	0.0	-	8:49	0.0	-	-
8:50	0.0	-	8:50	0.0	-	-
8:51	0.0	-	8:51	0.0	-	-
8:52	0.0	0.0	8:52	0.0	0.0	-
8:53	0.0	0.0	8:53	0.0	0.0	-
8:54	0.0	0.0	8:54	0.0	0.0	-
8:55	0.0	0.0	8:55	0.0	0.0	-
8:56	0.0	0.0	8:56	0.0	0.0	-
8:57	0.0	0.0	8:57	0.0	0.0	-
8:58	0.0	0.0	8:58	0.0	0.0	-
8:59	0.0	0.0	8:59	0.0	0.0	-
9:00	0.0	0.0	9:00	0.0	0.0	-
9:01	0.0	0.0	9:01	0.0	0.0	-
9:02	0.0	0.0	9:02	0.0	0.0	-
9:03	0.0	0.0	9:03	0.0	0.0	-
9:04	0.0	0.0	9:04	0.0	0.0	-
9:05	0.0	0.0	9:05	0.0	0.0	-
9:06	0.0	0.0	9:06	0.0	0.0	-
9:07	0.0	0.0	9:07	0.0	0.0	-
9:08	0.0	0.0	9:08	0.0	0.0	-
9:09	0.0	0.0	9:09	0.0	0.0	-
9:10	0.0	0.0	9:10	0.0	0.0	-
9:11	0.0	0.0	9:11	0.0	0.0	-
9:12	0.0	0.0	9:12	0.0	0.0	-
9:13	0.0	0.0	9:13	0.0	0.0	-
9:14	0.0	0.0	9:14	0.0	0.0	-
9:15	0.0	0.0	9:15	0.0	0.0	-
9:16	0.0	0.0	9:16	0.0	0.0	-
9:17	0.0	0.0	9:17	0.0	0.0	-
9:18	0.0	0.0	9:18	0.0	0.0	-

Grand Union Bowling Alley Site
BCP #360222
150 Westchester Avenue, Port Chester
February 17, 2025

PID DATA						
Upwind			Downwind			
Time	Concentration (ppm)	15-Min Avg Concentration (ppm)	Time	Concentration (ppm)	15-Min Avg Concentration (ppm)	Exceeds VOC Alarm Limit
9:19	0.0	0.0	9:19	0.0	0.0	-
9:20	0.0	0.0	9:20	0.0	0.0	-
9:21	0.0	0.0	9:21	0.0	0.0	-
9:22	0.0	0.0	9:22	0.0	0.0	-
9:23	0.0	0.0	9:23	0.0	0.0	-
9:24	0.0	0.0	9:24	0.0	0.0	-
9:25	0.0	0.0	9:25	0.0	0.0	-
9:26	0.0	0.0	9:26	0.0	0.0	-
9:27	0.0	0.0	9:27	0.0	0.0	-
9:28	0.0	0.0	9:28	0.0	0.0	-
9:29	0.0	0.0	9:29	0.0	0.0	-
9:30	0.0	0.0	9:30	0.0	0.0	-
9:31	0.0	0.0	9:31	0.0	0.0	-
9:32	0.0	0.0	9:32	0.0	0.0	-
9:33	0.0	0.0	9:33	0.0	0.0	-
9:34	0.0	0.0	9:34	0.0	0.0	-
9:35	0.0	0.0	9:35	0.0	0.0	-
9:36	0.0	0.0	9:36	0.0	0.0	-
9:37	0.0	0.0	9:37	0.0	0.0	-
9:38	0.0	0.0	9:38	0.0	0.0	-
9:39	0.0	0.0	9:39	0.0	0.0	-
9:40	0.0	0.0	9:40	0.0	0.0	-
9:41	0.0	0.0	9:41	0.0	0.0	-
9:42	0.0	0.0	9:42	0.0	0.0	-
9:43	0.0	0.0	9:43	0.0	0.0	-
9:44	0.0	0.0	9:44	0.0	0.0	-
9:45	0.0	0.0	9:45	0.0	0.0	-
9:46	0.0	0.0	9:46	0.0	0.0	-
9:47	0.0	0.0	9:47	0.0	0.0	-
9:48	0.0	0.0	9:48	0.0	0.0	-
9:49	0.0	0.0	9:49	0.0	0.0	-
9:50	0.0	0.0	9:50	0.0	0.0	-
9:51	0.0	0.0	9:51	0.0	0.0	-
9:52	0.0	0.0	9:52	0.0	0.0	-
9:53	0.0	0.0	9:53	0.0	0.0	-
9:54	0.0	0.0	9:54	0.0	0.0	-
9:55	0.0	0.0	9:55	0.0	0.0	-
9:56	0.0	0.0	9:56	0.0	0.0	-
9:57	0.0	0.0	9:57	0.0	0.0	-
9:58	0.0	0.0	9:58	0.0	0.0	-
9:59	0.0	0.0	9:59	0.0	0.0	-
10:00	0.0	0.0	10:00	0.0	0.0	-
10:01	0.0	0.0	10:01	0.0	0.0	-
10:02	0.0	0.0	10:02	0.0	0.0	-
10:03	0.0	0.0	10:03	0.0	0.0	-
10:04	0.0	0.0	10:04	0.0	0.0	-
10:05	0.0	0.0	10:05	0.0	0.0	-
10:06	0.0	0.0	10:06	0.0	0.0	-

Grand Union Bowling Alley Site
BCP #360222
150 Westchester Avenue, Port Chester
February 17, 2025

PID DATA						
Upwind			Downwind			
Time	Concentration (ppm)	15-Min Avg Concentration (ppm)	Time	Concentration (ppm)	15-Min Avg Concentration (ppm)	Exceeds VOC Alarm Limit
10:07	0.0	0.0	10:07	0.0	0.0	-
10:08	0.0	0.0	10:08	0.0	0.0	-
10:09	0.0	0.0	10:09	0.0	0.0	-
10:10	0.0	0.0	10:10	0.0	0.0	-
10:11	0.0	0.0	10:11	0.0	0.0	-
10:12	0.0	0.0	10:12	0.0	0.0	-
10:13	0.0	0.0	10:13	0.0	0.0	-
10:14	0.0	0.0	10:14	0.0	0.0	-
10:15	0.0	0.0	10:15	0.0	0.0	-
10:16	0.0	0.0	10:16	0.0	0.0	-
10:17	0.0	0.0	10:17	0.0	0.0	-
10:18	0.0	0.0	10:18	0.0	0.0	-
10:19	0.0	0.0	10:19	0.0	0.0	-
10:20	0.0	0.0	10:20	0.0	0.0	-
10:21	0.0	0.0	10:21	0.0	0.0	-
10:22	0.0	0.0	10:22	0.0	0.0	-
10:23	0.0	0.0	10:23	0.0	0.0	-
10:24	0.0	0.0	10:24	0.0	0.0	-
10:25	0.0	0.0	10:25	0.0	0.0	-
10:26	0.0	0.0	10:26	0.0	0.0	-
10:27	0.0	0.0	10:27	0.0	0.0	-
10:28	0.0	0.0	10:28	0.0	0.0	-
10:29	0.0	0.0	10:29	0.0	0.0	-
10:30	0.0	0.0	10:30	0.0	0.0	-
10:31	0.0	0.0	10:31	0.0	0.0	-
10:32	0.0	0.0	10:32	0.0	0.0	-
10:33	0.0	0.0	10:33	0.0	0.0	-
10:34	0.0	0.0	10:34	0.0	0.0	-
10:35	0.0	0.0	10:35	0.0	0.0	-
10:36	0.0	0.0	10:36	0.0	0.0	-
10:37	0.0	0.0	10:37	0.0	0.0	-
10:38	0.0	0.0	10:38	0.0	0.0	-
10:39	0.0	0.0	10:39	0.0	0.0	-
10:40	0.0	0.0	10:40	0.0	0.0	-
10:41	0.0	0.0	10:41	0.0	0.0	-
10:42	0.0	0.0	10:42	0.0	0.0	-
10:43	0.0	0.0	10:43	0.0	0.0	-
10:44	0.0	0.0	10:44	0.0	0.0	-
10:45	0.0	0.0	10:45	0.0	0.0	-
10:46	0.0	0.0	10:46	0.0	0.0	-
10:47	0.0	0.0	10:47	0.0	0.0	-
10:48	0.0	0.0	10:48	0.0	0.0	-
10:49	0.0	0.0	10:49	0.0	0.0	-
10:50	0.0	0.0	10:50	0.0	0.0	-
10:51	0.0	0.0	10:51	0.0	0.0	-
10:52	0.0	0.0	10:52	0.0	0.0	-
10:53	0.0	0.0	10:53	0.0	0.0	-
10:54	0.0	0.0	10:54	0.0	0.0	-

Grand Union Bowling Alley Site
BCP #360222
150 Westchester Avenue, Port Chester
February 17, 2025

PID DATA						
Upwind			Downwind			
Time	Concentration (ppm)	15-Min Avg Concentration (ppm)	Time	Concentration (ppm)	15-Min Avg Concentration (ppm)	Exceeds VOC Alarm Limit
10:55	0.0	0.0	10:55	0.0	0.0	-
10:56	0.0	0.0	10:56	0.0	0.0	-
10:57	0.0	0.0	10:57	0.0	0.0	-
10:58	0.0	0.0	10:58	0.0	0.0	-
10:59	0.0	0.0	10:59	0.0	0.0	-
11:00	0.0	0.0	11:00	0.0	0.0	-
11:01	0.0	0.0	11:01	0.0	0.0	-
11:02	0.0	0.0	11:02	0.0	0.0	-
11:03	0.0	0.0	11:03	0.0	0.0	-
11:04	0.0	0.0	11:04	0.0	0.0	-
11:05	0.0	0.0	11:05	0.0	0.0	-
11:06	0.0	0.0	11:06	0.0	0.0	-
11:07	0.0	0.0	11:07	0.0	0.0	-
11:08	0.0	0.0	11:08	0.0	0.0	-
11:09	0.0	0.0	11:09	0.0	0.0	-
11:10	0.0	0.0	11:10	0.0	0.0	-
11:11	0.0	0.0	11:11	0.0	0.0	-
11:12	0.0	0.0	11:12	0.0	0.0	-
11:13	0.0	0.0	11:13	0.0	0.0	-
11:14	0.0	0.0	11:14	0.0	0.0	-
11:15	0.0	0.0	11:15	0.0	0.0	-
11:16	0.0	0.0	11:16	0.0	0.0	-
11:17	0.0	0.0	11:17	0.0	0.0	-
11:18	0.0	0.0	11:18	0.0	0.0	-
11:19	0.0	0.0	11:19	0.0	0.0	-
11:20	0.0	0.0	11:20	0.0	0.0	-
11:21	0.0	0.0	11:21	0.0	0.0	-
11:22	0.0	0.0	11:22	0.0	0.0	-
11:23	0.0	0.0	11:23	0.0	0.0	-
11:24	0.0	0.0	11:24	0.0	0.0	-
11:25	0.0	0.0	11:25	0.0	0.0	-
11:26	0.0	0.0	11:26	0.0	0.0	-
11:27	0.0	0.0	11:27	0.0	0.0	-
11:28	0.0	0.0	11:28	0.0	0.0	-
11:29	0.0	0.0	11:29	0.0	0.0	-
11:30	0.0	0.0	11:30	0.0	0.0	-
11:31	0.0	0.0	11:31	0.0	0.0	-
11:32	0.0	0.0	11:32	0.0	0.0	-
11:33	0.0	0.0	11:33	0.0	0.0	-
11:34	0.0	0.0	11:34	0.0	0.0	-
11:35	0.0	0.0	11:35	0.0	0.0	-
11:36	0.0	0.0	11:36	0.0	0.0	-
11:37	0.0	0.0	11:37	0.0	0.0	-
11:38	0.0	0.0	11:38	0.0	0.0	-
11:39	0.0	0.0	11:39	0.0	0.0	-
11:40	0.0	0.0	11:40	0.0	0.0	-
11:41	0.0	0.0	11:41	0.0	0.0	-
11:42	0.0	0.0	11:42	0.0	0.0	-

Grand Union Bowling Alley Site
BCP #360222
150 Westchester Avenue, Port Chester
February 17, 2025

PID DATA						
Upwind			Downwind			
Time	Concentration (ppm)	15-Min Avg Concentration (ppm)	Time	Concentration (ppm)	15-Min Avg Concentration (ppm)	Exceeds VOC Alarm Limit
11:43	0.0	0.0	11:43	0.0	0.0	-
11:44	0.0	0.0	11:44	0.0	0.0	-
11:45	0.0	0.0	11:45	0.0	0.0	-
11:46	0.0	0.0	11:46	0.0	0.0	-
11:47	0.0	0.0	11:47	0.0	0.0	-
11:48	0.0	0.0	11:48	0.0	0.0	-
11:49	0.0	0.0	11:49	0.0	0.0	-
11:50	0.0	0.0	11:50	0.0	0.0	-
11:51	0.0	0.0	11:51	0.0	0.0	-
11:52	0.0	0.0	11:52	0.0	0.0	-
11:53	0.0	0.0	11:53	0.0	0.0	-
11:54	0.0	0.0	11:54	0.0	0.0	-
11:55	0.0	0.0	11:55	0.0	0.0	-
11:56	0.0	0.0	11:56	0.0	0.0	-
11:57	0.0	0.0	11:57	0.0	0.0	-
11:58	0.0	0.0	11:58	0.0	0.0	-
11:59	0.0	0.0	11:59	0.0	0.0	-
12:00	0.0	0.0	12:00	0.0	0.0	-
12:01	0.0	0.0	12:01	0.0	0.0	-
12:02	0.0	0.0	12:02	0.0	0.0	-

SESI CONSULTING ENGINEERS

959 US-46 Floor 3, Suite 300 - Parsippany-Troy Hills, NJ

DAILY AIR MONITORING REPORT
150 Westchester Avenue
Port Chester, New York

02/19/2025

Rev. No. 0 | Page 1 of 2

Project Number: 11895A

Dust Action Level: 150 µg/m^3

VOC Action Level: 5 ppm

Weather Data Range for Work Day		Wind Direction	NW	Relative Humidity (%)	50.0 - 54.0	Daily Rain Total (in)	0.00	Readings in the summary table and graphs below are the reported downwind concentrations.
Temperature (°F)	28.0 - 30.0	Wind Speed (MPH)	5.6 - 7.3	Barometer (inHg)	30.20 - 30.30	Avg. Dew Point Temp (°F)	13.1	

Station Location	Daily Avg. Dust Concentration (µg/m^3)	Max 15-Min Dust Concentration (µg/m^3)	Time of Max Dust Reading	Daily Avg. VOC Concentration (ppm)	Max 15-Min VOC Concentration (ppm)	Time of Max VOC Reading
Upwind	25.6	66.0	13:49	0.0	0.0	12:49
Downwind	60.5	81.3	14:11	0.0	0.0	12:50

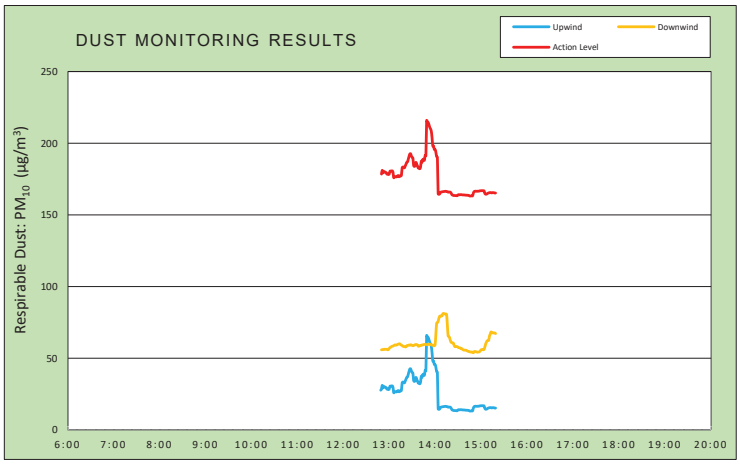

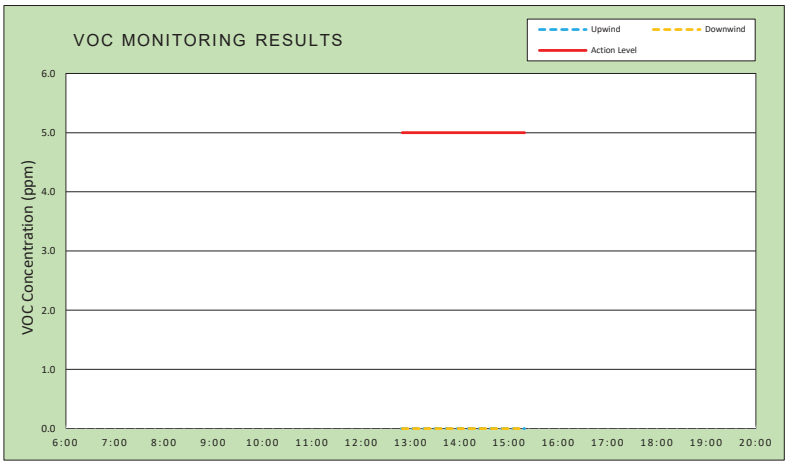

Air Monitoring Notes:

Weather Notes:

EMILCOTT
A Triumvirate Environmental Company

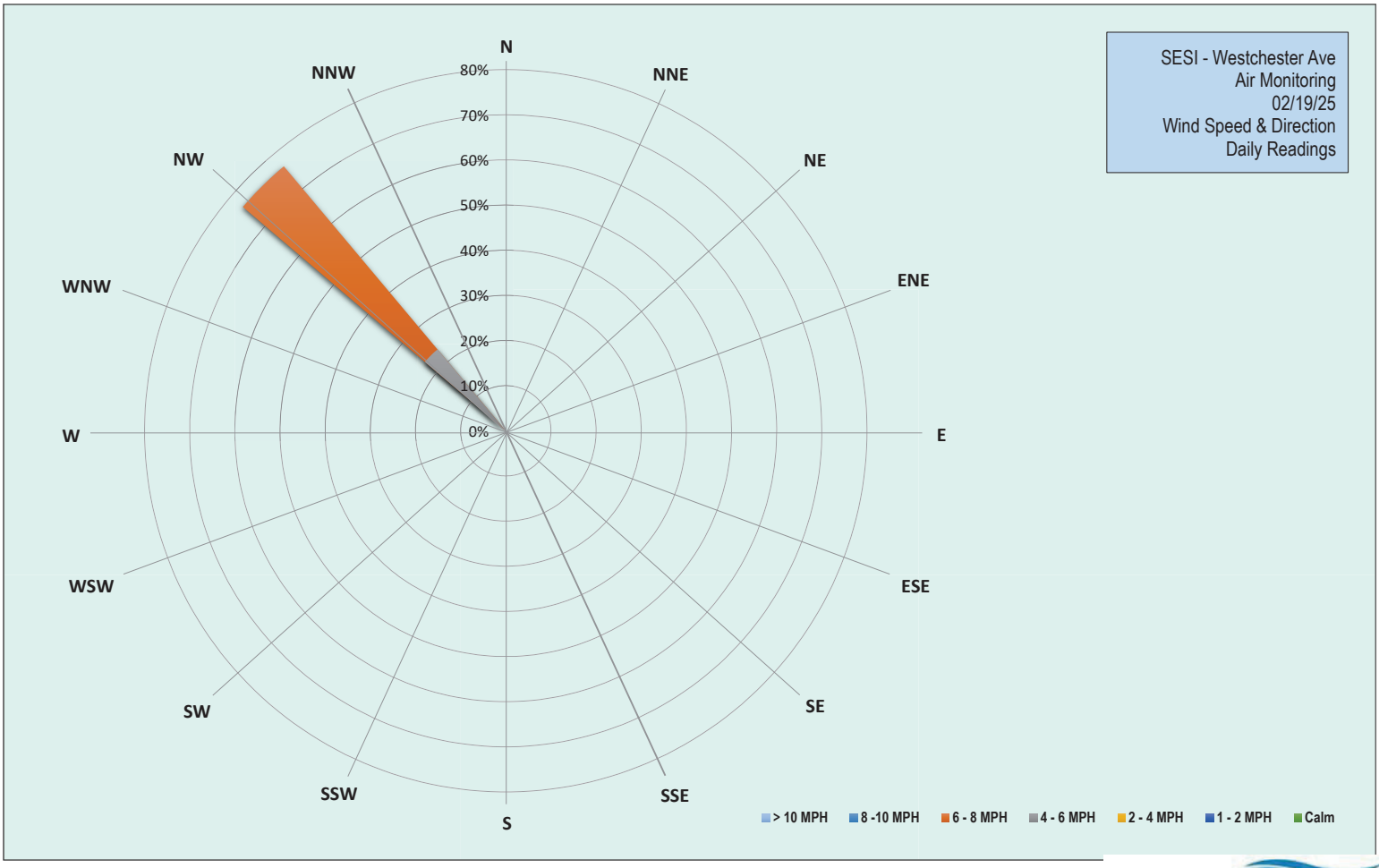

EMILCOTT
A Triumvirate Environmental Company

Grand Union Bowling Alley Site
BCP #360222
150 Westchester Avenue, Port Chester
February 19, 2025

Wednesday, February 19, 2025						
Number of Instances Where Downwind Particulates Exceeds Upwind Particulate + 150 =						0
Number of Comparable Data Points =						150
Start Time:						12:34
End Time:						15:19
PARTICULATE DATA						
Upwind			Downwind			Exceeds Particulate Alarm Limit
Time	Concentration (ug/m^3)	15-Min Avg Concentration (ug/m^3)	Time	Concentration (ug/m^3)	15-Min Avg Concentration (ug/m^3)	
12:34	21.3	-	12:34	-	-	-
12:35	20.3	-	12:35	54.7	-	-
12:36	35.0	-	12:36	55.0	-	-
12:37	49.5	-	12:37	56.0	-	-
12:38	26.8	-	12:38	56.3	-	-
12:39	27.8	-	12:39	55.5	-	-
12:40	26.3	-	12:40	55.8	-	-
12:41	25.8	-	12:41	55.3	-	-
12:42	29.0	-	12:42	55.8	-	-
12:43	36.5	-	12:43	60.0	-	-
12:44	27.0	-	12:44	55.8	-	-
12:45	37.0	-	12:45	55.3	-	-
12:46	20.3	-	12:46	54.5	-	-
12:47	16.3	-	12:47	56.5	-	-
12:48	21.5	-	12:48	56.0	-	-
12:49	17.5	27.8	12:49	55.8	-	-
12:50	31.3	28.5	12:50	55.8	55.9	-
12:51	74.8	31.1	12:51	55.8	56.0	-
12:52	23.3	29.4	12:52	58.5	56.2	-
12:53	42.0	30.4	12:53	55.5	56.1	-
12:54	20.8	29.9	12:54	58.5	56.3	-
12:55	24.8	29.8	12:55	54.8	56.2	-
12:56	20.8	29.5	12:56	56.0	56.3	-
12:57	14.5	28.5	12:57	55.5	56.3	-
12:58	34.0	28.4	12:58	55.3	56.0	-
12:59	32.0	28.7	12:59	57.8	56.1	-
13:00	32.0	28.4	13:00	65.4	56.8	-
13:01	52.0	30.5	13:01	65.0	57.5	-
13:02	18.0	30.6	13:02	60.6	57.7	-
13:03	21.5	30.6	13:03	62.0	58.1	-
13:04	20.0	30.8	13:04	59.6	58.4	-
13:05	17.0	29.8	13:05	57.8	58.5	-
13:06	17.3	26.0	13:06	60.6	58.9	-
13:07	32.8	26.6	13:07	62.4	59.1	-
13:08	43.5	26.7	13:08	59.2	59.4	-
13:09	19.5	26.6	13:09	55.6	59.2	-
13:10	23.8	26.6	13:10	57.2	59.3	-
13:11	31.3	27.3	13:11	60.6	59.6	-
13:12	16.8	27.4	13:12	58.8	59.9	-
13:13	21.3	26.6	13:13	58.2	60.1	-
13:14	42.8	27.3	13:14	57.6	60.0	-
13:15	30.8	27.2	13:15	58.0	59.5	-

Grand Union Bowling Alley Site
BCP #360222
150 Westchester Avenue, Port Chester
February 19, 2025

PARTICULATE DATA						
Upwind			Downwind			Exceeds Particulate Alarm Limit
Time	Concentration (ug/m^3)	15-Min Avg Concentration (ug/m^3)	Time	Concentration (ug/m^3)	15-Min Avg Concentration (ug/m^3)	
13:16	57.0	27.5	13:16	59.2	59.2	-
13:17	97.8	32.9	13:17	55.8	58.8	-
13:18	30.8	33.5	13:18	55.8	58.4	-
13:19	14.5	33.1	13:19	56.0	58.2	-
13:20	13.0	32.8	13:20	58.2	58.2	-
13:21	36.8	34.1	13:21	57.2	58.0	-
13:22	51.3	35.4	13:22	62.2	58.0	-
13:23	64.3	36.8	13:23	70.0	58.7	-
13:24	23.0	37.0	13:24	59.4	58.9	-
13:25	52.0	38.9	13:25	59.0	59.1	-
13:26	61.0	40.9	13:26	62.6	59.2	-
13:27	41.0	42.5	13:27	56.4	59.0	-
13:28	24.3	42.7	13:28	64.4	59.5	-
13:29	21.0	41.2	13:29	55.0	59.3	-
13:30	14.5	40.1	13:30	53.8	59.0	-
13:31	50.5	39.7	13:31	55.6	58.8	-
13:32	19.0	34.5	13:32	58.8	59.0	-
13:33	21.0	33.8	13:33	59.2	59.2	-
13:34	27.0	34.6	13:34	61.0	59.5	-
13:35	43.8	36.7	13:35	58.4	59.5	-
13:36	16.3	35.3	13:36	57.2	59.5	-
13:37	34.5	34.2	13:37	57.4	59.2	-
13:38	41.8	32.7	13:38	58.2	58.4	-
13:39	30.8	33.2	13:39	60.4	58.5	-
13:40	36.3	32.2	13:40	63.8	58.8	-
13:41	78.3	33.3	13:41	61.6	58.7	-
13:42	103.8	37.5	13:42	62.8	59.2	-
13:43	13.0	36.8	13:43	64.8	59.2	-
13:44	51.0	38.8	13:44	58.0	59.4	-
13:45	15.0	38.8	13:45	56.0	59.5	-
13:46	40.0	38.1	13:46	57.0	59.6	-
13:47	69.3	41.4	13:47	59.0	59.7	-
13:48	17.5	41.2	13:48	58.6	59.6	-
13:49	399.3	66.0	13:49	60.4	59.6	-
13:50	18.3	64.3	13:50	57.0	59.5	-
13:51	18.3	64.5	13:51	60.0	59.7	-
13:52	12.8	63.0	13:52	59.4	59.8	-
13:53	13.8	61.1	13:53	57.6	59.8	-
13:54	14.8	60.1	13:54	59.0	59.7	-
13:55	13.5	58.6	13:55	58.6	59.3	-
13:56	12.8	54.2	13:56	61.2	59.3	-
13:57	13.0	48.1	13:57	61.2	59.2	-
13:58	13.0	48.1	13:58	58.4	58.8	-
13:59	14.0	45.7	13:59	57.2	58.7	-
14:00	15.5	45.7	14:00	64.6	59.3	-
14:01	12.8	43.9	14:01	166.8	66.6	-
14:02	20.5	40.6	14:02	176.2	74.4	-
14:03	13.3	40.4	14:03	64.6	74.8	-

Grand Union Bowling Alley Site
BCP #360222
150 Westchester Avenue, Port Chester
February 19, 2025

PARTICULATE DATA						
Upwind			Downwind			Exceeds Particulate Alarm Limit
Time	Concentration (ug/m^3)	15-Min Avg Concentration (ug/m^3)	Time	Concentration (ug/m^3)	15-Min Avg Concentration (ug/m^3)	
14:04	13.5	14.6	14:04	76.2	75.9	-
14:05	14.4	14.4	14:05	87.6	77.9	-
14:06	22.6	14.7	14:06	81.4	79.3	-
14:07	27.8	15.7	14:07	61.0	79.4	-
14:08	18.0	16.0	14:08	60.4	79.6	-
14:09	16.8	16.1	14:09	56.8	79.5	-
14:10	15.0	16.2	14:10	79.6	80.9	-
14:11	14.2	16.3	14:11	67.6	81.3	-
14:12	14.0	16.4	14:12	57.2	81.0	-
14:13	14.4	16.4	14:13	55.5	80.8	-
14:14	14.6	16.5	14:14	58.3	80.9	-
14:15	12.4	16.3	14:15	61.0	80.7	-
14:16	12.8	16.3	14:16	59.5	73.5	-
14:17	14.4	15.9	14:17	57.0	65.6	-
14:18	14.2	15.9	14:18	59.3	65.2	-
14:19	13.6	15.9	14:19	62.0	64.3	-
14:20	12.8	15.8	14:20	58.8	62.4	-
14:21	12.4	15.2	14:21	63.0	61.1	-
14:22	12.2	14.1	14:22	58.3	60.9	-
14:23	13.6	13.8	14:23	55.5	60.6	-
14:24	13.4	13.6	14:24	55.0	60.5	-
14:25	14.0	13.5	14:25	55.3	58.9	-
14:26	14.0	13.5	14:26	56.3	58.1	-
14:27	13.2	13.5	14:27	57.0	58.1	-
14:28	14.0	13.4	14:28	57.3	58.2	-
14:29	14.0	13.4	14:29	56.0	58.1	-
14:30	21.0	14.0	14:30	55.3	57.7	-
14:31	15.2	14.1	14:31	55.0	57.4	-
14:32	13.0	14.0	14:32	55.8	57.3	-
14:33	15.4	14.1	14:33	56.3	57.1	-
14:34	14.0	14.1	14:34	54.5	56.6	-
14:35	11.4	14.1	14:35	61.0	56.8	-
14:36	11.0	14.0	14:36	54.0	56.2	-
14:37	12.2	14.0	14:37	53.0	55.8	-
14:38	13.0	13.9	14:38	54.0	55.7	-
14:39	12.8	13.9	14:39	54.8	55.7	-
14:40	12.4	13.8	14:40	55.0	55.7	-
14:41	13.6	13.7	14:41	52.8	55.4	-
14:42	13.4	13.8	14:42	52.8	55.2	-
14:43	12.2	13.6	14:43	53.3	54.9	-
14:44	13.8	13.6	14:44	53.5	54.7	-
14:45	15.4	13.3	14:45	53.3	54.6	-
14:46	14.2	13.2	14:46	52.5	54.4	-
14:47	14.2	13.3	14:47	53.5	54.3	-
14:48	15.6	13.3	14:48	57.5	54.4	-
14:49	14.2	13.3	14:49	52.3	54.2	-
14:50	40.6	15.2	14:50	55.3	53.8	-
14:51	26.0	16.2	14:51	66.3	54.6	-

Grand Union Bowling Alley Site
BCP #360222
150 Westchester Avenue, Port Chester
February 19, 2025

PARTICULATE DATA						
Upwind			Downwind			Exceeds Particulate Alarm Limit
Time	Concentration (ug/m^3)	15-Min Avg Concentration (ug/m^3)	Time	Concentration (ug/m^3)	15-Min Avg Concentration (ug/m^3)	
14:52	15.8	16.5	14:52	54.3	54.7	-
14:53	14.0	16.5	14:53	53.0	54.7	-
14:54	12.0	16.5	14:54	52.0	54.5	-
14:55	12.4	16.5	14:55	51.8	54.3	-
14:56	14.8	16.6	14:56	53.8	54.3	-
14:57	13.0	16.5	14:57	53.8	54.4	-
14:58	14.8	16.7	14:58	56.3	54.6	-
14:59	15.6	16.8	14:59	62.3	55.2	-
15:00	16.0	16.9	15:00	63.0	55.8	-
15:01	14.8	16.9	15:01	56.8	56.1	-
15:02	13.8	16.9	15:02	54.3	56.2	-
15:03	14.8	16.8	15:03	53.3	55.9	-
15:04	13.4	16.8	15:04	57.8	56.2	-
15:05	14.2	15.0	15:05	79.8	57.9	-
15:06	17.8	14.5	15:06	96.0	59.9	-
15:07	16.2	14.5	15:07	74.5	61.2	-
15:08	18.0	14.8	15:08	67.5	62.2	-
15:09	17.6	15.1	15:09	55.3	62.4	-
15:10	15.4	15.3	15:10	53.3	62.5	-
15:11	17.0	15.5	15:11	98.0	65.4	-
15:12	14.6	15.6	15:12	74.3	66.8	-
15:13	13.6	15.5	15:13	80.0	68.4	-
15:14	13.2	15.4	15:14	58.5	68.1	-
15:15	19.0	15.6	15:15	56.3	67.7	-
15:16	14.2	15.5	15:16	57.5	67.7	-
15:17	13.0	15.5	15:17	52.8	67.6	-
15:18	12.0	15.3	15:18	53.5	67.7	-
15:19	13.4	15.3	15:19	51.5	67.2	-

Grand Union Bowling Alley Site
BCP #360222
150 Westchester Avenue, Port Chester
February 19, 2025

Wednesday, February 19, 2025						
Number of Instances Where Downwind VOCs Exceeds Upwind VOCs + 5 =						0
Number of Comparable Data Points =						150
Start Time:						12:34
End Time:						15:19
PID DATA						
Upwind			Downwind			
Time	Concentration (ppm)	15-Min Avg Concentration (ppm)	Time	Concentration (ppm)	15-Min Avg Concentration (ppm)	Exceeds VOC Alarm Limit
12:34	0.0	-	12:34	-	-	-
12:35	0.0	-	12:35	0.0	-	-
12:36	0.0	-	12:36	0.0	-	-
12:37	0.0	-	12:37	0.0	-	-
12:38	0.0	-	12:38	0.0	-	-
12:39	0.0	-	12:39	0.0	-	-
12:40	0.0	-	12:40	0.0	-	-
12:41	0.0	-	12:41	0.0	-	-
12:42	0.0	-	12:42	0.0	-	-
12:43	0.0	-	12:43	0.0	-	-
12:44	0.0	-	12:44	0.0	-	-
12:45	0.0	-	12:45	0.0	-	-
12:46	0.0	-	12:46	0.0	-	-
12:47	0.0	-	12:47	0.0	-	-
12:48	0.0	-	12:48	0.0	-	-
12:49	0.0	0.0	12:49	0.0	-	-
12:50	0.0	0.0	12:50	0.0	0.0	-
12:51	0.0	0.0	12:51	0.0	0.0	-
12:52	0.0	0.0	12:52	0.0	0.0	-
12:53	0.0	0.0	12:53	0.0	0.0	-
12:54	0.0	0.0	12:54	0.0	0.0	-
12:55	0.0	0.0	12:55	0.0	0.0	-
12:56	0.0	0.0	12:56	0.0	0.0	-
12:57	0.0	0.0	12:57	0.0	0.0	-
12:58	0.0	0.0	12:58	0.0	0.0	-
12:59	0.0	0.0	12:59	0.0	0.0	-
13:00	0.0	0.0	13:00	0.0	0.0	-
13:01	0.0	0.0	13:01	0.0	0.0	-
13:02	0.0	0.0	13:02	0.0	0.0	-
13:03	0.0	0.0	13:03	0.0	0.0	-
13:04	0.0	0.0	13:04	0.0	0.0	-
13:05	0.0	0.0	13:05	0.0	0.0	-
13:06	0.0	0.0	13:06	0.0	0.0	-
13:07	0.0	0.0	13:07	0.0	0.0	-
13:08	0.0	0.0	13:08	0.0	0.0	-
13:09	0.0	0.0	13:09	0.0	0.0	-
13:10	0.0	0.0	13:10	0.0	0.0	-
13:11	0.0	0.0	13:11	0.0	0.0	-
13:12	0.0	0.0	13:12	0.0	0.0	-
13:13	0.0	0.0	13:13	0.0	0.0	-
13:14	0.0	0.0	13:14	0.0	0.0	-
13:15	0.0	0.0	13:15	0.0	0.0	-

Grand Union Bowling Alley Site
BCP #360222
150 Westchester Avenue, Port Chester
February 19, 2025

PID DATA						
Upwind			Downwind			
Time	Concentration (ppm)	15-Min Avg Concentration (ppm)	Time	Concentration (ppm)	15-Min Avg Concentration (ppm)	Exceeds VOC Alarm Limit
13:16	0.0	0.0	13:16	0.0	0.0	-
13:17	0.0	0.0	13:17	0.0	0.0	-
13:18	0.0	0.0	13:18	0.0	0.0	-
13:19	0.0	0.0	13:19	0.0	0.0	-
13:20	0.0	0.0	13:20	0.0	0.0	-
13:21	0.0	0.0	13:21	0.0	0.0	-
13:22	0.0	0.0	13:22	0.0	0.0	-
13:23	0.0	0.0	13:23	0.0	0.0	-
13:24	0.0	0.0	13:24	0.0	0.0	-
13:25	0.0	0.0	13:25	0.0	0.0	-
13:26	0.0	0.0	13:26	0.0	0.0	-
13:27	0.0	0.0	13:27	0.0	0.0	-
13:28	0.0	0.0	13:28	0.0	0.0	-
13:29	0.0	0.0	13:29	0.0	0.0	-
13:30	0.0	0.0	13:30	0.0	0.0	-
13:31	0.0	0.0	13:31	0.0	0.0	-
13:32	0.0	0.0	13:32	0.0	0.0	-
13:33	0.0	0.0	13:33	0.0	0.0	-
13:34	0.0	0.0	13:34	0.0	0.0	-
13:35	0.0	0.0	13:35	0.0	0.0	-
13:36	0.0	0.0	13:36	0.0	0.0	-
13:37	0.0	0.0	13:37	0.0	0.0	-
13:38	0.0	0.0	13:38	0.0	0.0	-
13:39	0.0	0.0	13:39	0.0	0.0	-
13:40	0.0	0.0	13:40	0.0	0.0	-
13:41	0.0	0.0	13:41	0.0	0.0	-
13:42	0.0	0.0	13:42	0.0	0.0	-
13:43	0.0	0.0	13:43	0.0	0.0	-
13:44	0.0	0.0	13:44	0.0	0.0	-
13:45	0.0	0.0	13:45	0.0	0.0	-
13:46	0.0	0.0	13:46	0.0	0.0	-
13:47	0.0	0.0	13:47	0.0	0.0	-
13:48	0.0	0.0	13:48	0.0	0.0	-
13:49	0.0	0.0	13:49	0.0	0.0	-
13:50	0.0	0.0	13:50	0.0	0.0	-
13:51	0.0	0.0	13:51	0.0	0.0	-
13:52	0.0	0.0	13:52	0.0	0.0	-
13:53	0.0	0.0	13:53	0.0	0.0	-
13:54	0.0	0.0	13:54	0.0	0.0	-
13:55	0.0	0.0	13:55	0.0	0.0	-
13:56	0.0	0.0	13:56	0.0	0.0	-
13:57	0.0	0.0	13:57	0.0	0.0	-
13:58	0.0	0.0	13:58	0.0	0.0	-
13:59	0.0	0.0	13:59	0.0	0.0	-
14:00	0.0	0.0	14:00	0.0	0.0	-
14:01	0.0	0.0	14:01	0.0	0.0	-
14:02	0.0	0.0	14:02	0.0	0.0	-
14:03	0.0	0.0	14:03	0.0	0.0	-

Grand Union Bowling Alley Site
BCP #360222
150 Westchester Avenue, Port Chester
February 19, 2025

PID DATA						
Upwind			Downwind			
Time	Concentration (ppm)	15-Min Avg Concentration (ppm)	Time	Concentration (ppm)	15-Min Avg Concentration (ppm)	Exceeds VOC Alarm Limit
14:04	0.0	0.0	14:04	0.0	0.0	-
14:05	0.0	0.0	14:05	0.0	0.0	-
14:06	0.0	0.0	14:06	0.0	0.0	-
14:07	0.0	0.0	14:07	0.0	0.0	-
14:08	0.0	0.0	14:08	0.0	0.0	-
14:09	0.0	0.0	14:09	0.0	0.0	-
14:10	0.0	0.0	14:10	0.0	0.0	-
14:11	0.0	0.0	14:11	0.0	0.0	-
14:12	0.0	0.0	14:12	0.0	0.0	-
14:13	0.0	0.0	14:13	0.0	0.0	-
14:14	0.0	0.0	14:14	0.0	0.0	-
14:15	0.0	0.0	14:15	0.0	0.0	-
14:16	0.0	0.0	14:16	0.0	0.0	-
14:17	0.0	0.0	14:17	0.0	0.0	-
14:18	0.0	0.0	14:18	0.0	0.0	-
14:19	0.0	0.0	14:19	0.0	0.0	-
14:20	0.0	0.0	14:20	0.0	0.0	-
14:21	0.0	0.0	14:21	0.0	0.0	-
14:22	0.0	0.0	14:22	0.0	0.0	-
14:23	0.0	0.0	14:23	0.0	0.0	-
14:24	0.0	0.0	14:24	0.0	0.0	-
14:25	0.0	0.0	14:25	0.0	0.0	-
14:26	0.0	0.0	14:26	0.0	0.0	-
14:27	0.0	0.0	14:27	0.0	0.0	-
14:28	0.0	0.0	14:28	0.0	0.0	-
14:29	0.0	0.0	14:29	0.0	0.0	-
14:30	0.0	0.0	14:30	0.0	0.0	-
14:31	0.0	0.0	14:31	0.0	0.0	-
14:32	0.0	0.0	14:32	0.0	0.0	-
14:33	0.0	0.0	14:33	0.0	0.0	-
14:34	0.0	0.0	14:34	0.0	0.0	-
14:35	0.0	0.0	14:35	0.0	0.0	-
14:36	0.0	0.0	14:36	0.0	0.0	-
14:37	0.0	0.0	14:37	0.0	0.0	-
14:38	0.0	0.0	14:38	0.0	0.0	-
14:39	0.0	0.0	14:39	0.0	0.0	-
14:40	0.0	0.0	14:40	0.0	0.0	-
14:41	0.0	0.0	14:41	0.0	0.0	-
14:42	0.0	0.0	14:42	0.0	0.0	-
14:43	0.0	0.0	14:43	0.0	0.0	-
14:44	0.0	0.0	14:44	0.0	0.0	-
14:45	0.0	0.0	14:45	0.0	0.0	-
14:46	0.0	0.0	14:46	0.0	0.0	-
14:47	0.0	0.0	14:47	0.0	0.0	-
14:48	0.0	0.0	14:48	0.0	0.0	-
14:49	0.0	0.0	14:49	0.0	0.0	-
14:50	0.0	0.0	14:50	0.0	0.0	-
14:51	0.0	0.0	14:51	0.0	0.0	-

Grand Union Bowling Alley Site
BCP #360222
150 Westchester Avenue, Port Chester
February 19, 2025

PID DATA						
Upwind			Downwind			
Time	Concentration (ppm)	15-Min Avg Concentration (ppm)	Time	Concentration (ppm)	15-Min Avg Concentration (ppm)	Exceeds VOC Alarm Limit
14:52	0.0	0.0	14:52	0.0	0.0	-
14:53	0.0	0.0	14:53	0.0	0.0	-
14:54	0.0	0.0	14:54	0.0	0.0	-
14:55	0.0	0.0	14:55	0.0	0.0	-
14:56	0.0	0.0	14:56	0.0	0.0	-
14:57	0.0	0.0	14:57	0.0	0.0	-
14:58	0.0	0.0	14:58	0.0	0.0	-
14:59	0.0	0.0	14:59	0.0	0.0	-
15:00	0.0	0.0	15:00	0.0	0.0	-
15:01	0.0	0.0	15:01	0.0	0.0	-
15:02	0.0	0.0	15:02	0.0	0.0	-
15:03	0.0	0.0	15:03	0.0	0.0	-
15:04	0.0	0.0	15:04	0.0	0.0	-
15:05	0.0	0.0	15:05	0.0	0.0	-
15:06	0.0	0.0	15:06	0.0	0.0	-
15:07	0.0	0.0	15:07	0.0	0.0	-
15:08	0.0	0.0	15:08	0.0	0.0	-
15:09	0.0	0.0	15:09	0.0	0.0	-
15:10	0.0	0.0	15:10	0.0	0.0	-
15:11	0.0	0.0	15:11	0.0	0.0	-
15:12	0.0	0.0	15:12	0.0	0.0	-
15:13	0.0	0.0	15:13	0.0	0.0	-
15:14	0.0	0.0	15:14	0.0	0.0	-
15:15	0.0	0.0	15:15	0.0	0.0	-
15:16	0.0	0.0	15:16	0.0	0.0	-
15:17	0.0	0.0	15:17	0.0	0.0	-
15:18	0.0	0.0	15:18	0.0	0.0	-
15:19	0.0	0.0	15:19	0.0	0.0	-

SESI CONSULTING ENGINEERS

959 US-46 Floor 3, Suite 300 - Parsippany-Troy Hills, NJ

DAILY AIR MONITORING REPORT
150 Westchester Avenue
Port Chester, New York

02/20/2025

Rev. No. 0	Page 1 of 2
Project Number: 11895A	
Dust Action Level	150 µg/m^3
VOC Action Level	5 ppm

Weather Data Range for Work Day		Wind Direction	NW	Relative Humidity (%)	51.0 - 64.0	Daily Rain Total (in)	0.00	Readings in the summary table and graphs below are the reported downwind concentrations.
Temperature (°F)	22.0 - 29.0	Wind Speed (MPH)	3.8 - 6.5	Barometer (inHg)	29.90 - 30.00	Avg. Dew Point Temp (°F)	13.4	

Station Location	Daily Avg. Dust Concentration (µg/m^3)	Max 15-Min Dust Concentration (µg/m^3)	Time of Max Dust Reading	Daily Avg. VOC Concentration (ppm)	Max 15-Min VOC Concentration (ppm)	Time of Max VOC Reading
Upwind	16.7	20.3	10:20	0.0	0.0	10:05
Downwind	56.4	69.5	13:42	0.0	0.0	10:03

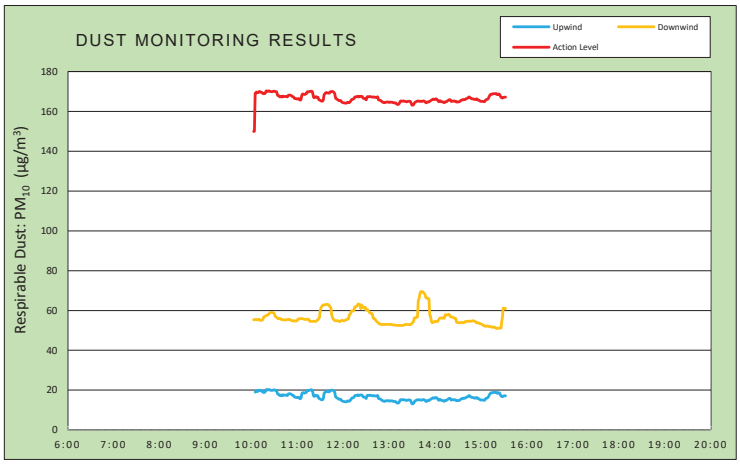

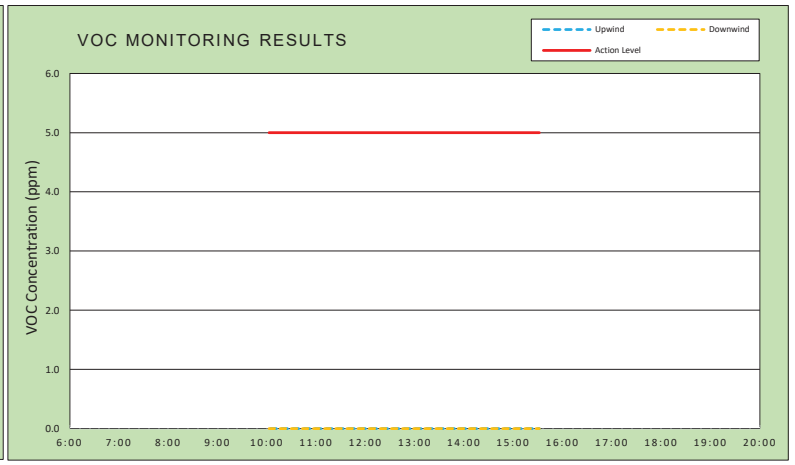

Air Monitoring Notes:

Weather Notes:

EMILCOTT
A Triumvirate Environmental Company

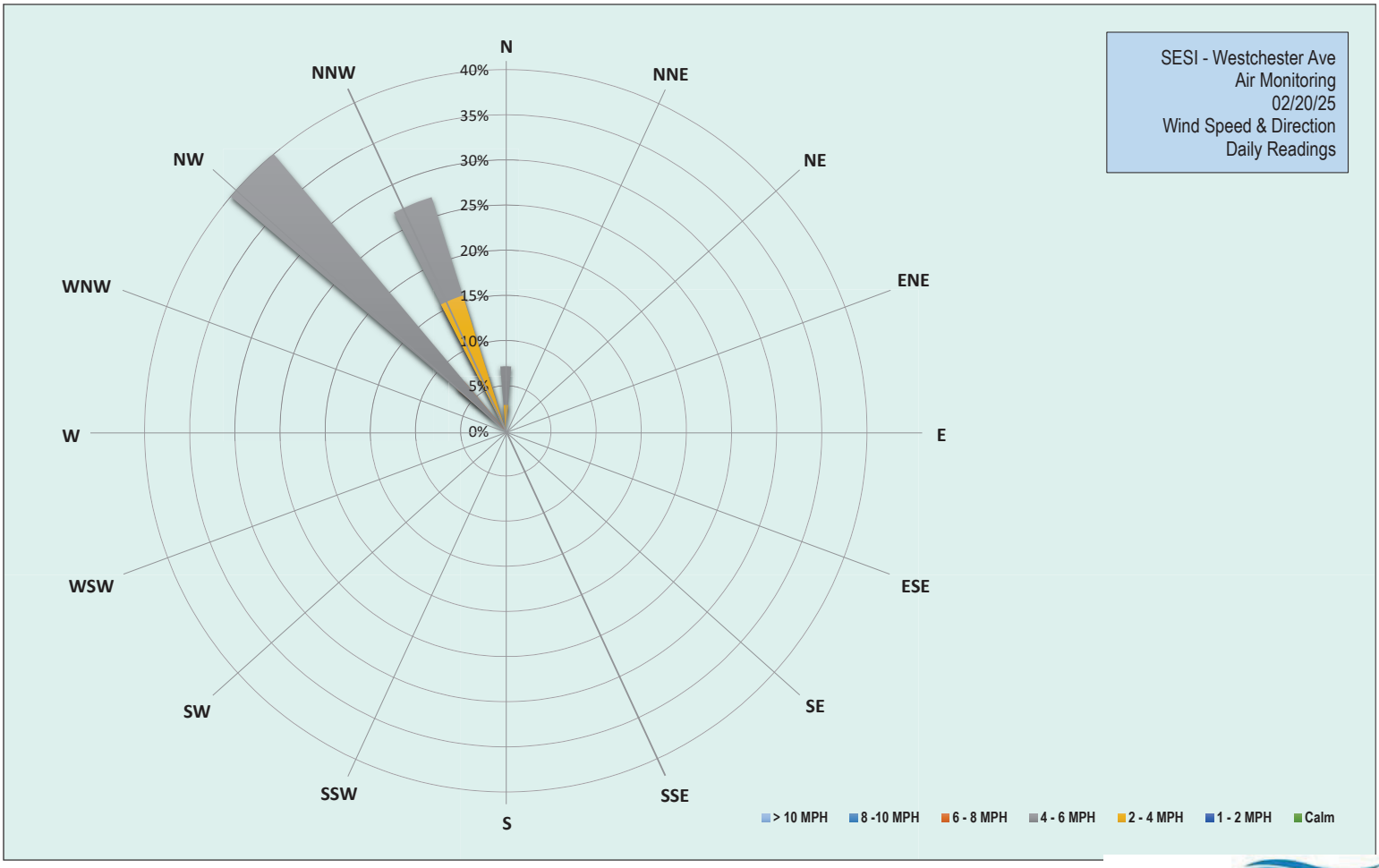

EMILCOTT
A Triumvirate Environmental Company

Grand Union Bowling Alley Site
BCP #360222
150 Westchester Avenue, Port Chester
February 20, 2025

Thursday, February 20, 2025						
Number of Instances Where Downwind Particulates Exceeds Upwind Particulate + 150 =						0
Number of Comparable Data Points =						328
Start Time:						9:48
End Time:						15:32
PARTICULATE DATA						
Upwind			Downwind			Exceeds Particulate Alarm Limit
Time	Concentration (ug/m^3)	15-Min Avg Concentration (ug/m^3)	Time	Concentration (ug/m^3)	15-Min Avg Concentration (ug/m^3)	
9:48	-	-	9:48	61.0	-	-
9:49	-	-	9:49	55.5	-	-
9:50	19.5	-	9:50	53.8	-	-
9:51	18.0	-	9:51	54.5	-	-
9:52	17.3	-	9:52	55.8	-	-
9:53	19.8	-	9:53	55.8	-	-
9:54	19.3	-	9:54	52.5	-	-
9:55	20.5	-	9:55	53.5	-	-
9:56	18.5	-	9:56	63.3	-	-
9:57	21.8	-	9:57	55.0	-	-
9:58	17.3	-	9:58	57.3	-	-
9:59	19.3	-	9:59	55.5	-	-
10:00	20.0	-	10:00	55.0	-	-
10:01	21.5	-	10:01	54.8	-	-
10:02	16.0	-	10:02	54.5	-	-
10:03	16.5	-	10:03	53.8	55.4	-
10:04	21.0	-	10:04	55.5	55.4	-
10:05	19.5	19.1	10:05	55.8	55.5	-
10:06	19.5	19.2	10:06	54.5	55.5	-
10:07	25.5	19.7	10:07	54.8	55.4	-
10:08	15.8	19.5	10:08	53.5	55.3	-
10:09	19.3	19.5	10:09	54.3	55.4	-
10:10	27.0	19.9	10:10	57.3	55.6	-
10:11	19.5	20.0	10:11	55.5	55.1	-
10:12	17.5	19.7	10:12	55.3	55.1	-
10:13	17.3	19.7	10:13	55.8	55.0	-
10:14	15.0	19.4	10:14	57.5	55.2	-
10:15	15.3	19.1	10:15	59.0	55.4	-
10:16	18.0	18.8	10:16	72.0	56.6	-
10:17	18.5	19.0	10:17	59.5	56.9	-
10:18	16.8	19.0	10:18	57.5	57.2	-
10:19	36.5	20.1	10:19	57.8	57.3	-
10:20	23.5	20.3	10:20	58.5	57.5	-
10:21	15.5	20.1	10:21	58.5	57.8	-
10:22	26.8	20.1	10:22	55.8	57.8	-
10:23	18.5	20.3	10:23	61.3	58.4	-
10:24	15.8	20.1	10:24	60.5	58.8	-
10:25	25.5	20.0	10:25	59.0	58.9	-
10:26	18.5	19.9	10:26	57.8	59.0	-
10:27	17.0	19.9	10:27	55.0	59.0	-
10:28	18.0	19.9	10:28	54.5	58.9	-

Grand Union Bowling Alley Site
BCP #360222
150 Westchester Avenue, Port Chester
February 20, 2025

PARTICULATE DATA						
Upwind			Downwind			Exceeds Particulate Alarm Limit
Time	Concentration (ug/m^3)	15-Min Avg Concentration (ug/m^3)	Time	Concentration (ug/m^3)	15-Min Avg Concentration (ug/m^3)	
10:29	17.8	20.1	10:29	54.5	58.7	-
10:30	15.8	20.2	10:30	54.0	58.4	-
10:31	15.5	20.0	10:31	54.0	57.2	-
10:32	17.5	19.9	10:32	53.5	56.8	-
10:33	15.5	19.8	10:33	53.0	56.5	-
10:34	15.0	18.4	10:34	53.0	56.2	-
10:35	16.0	17.9	10:35	53.3	55.8	-
10:36	15.0	17.9	10:36	60.8	56.0	-
10:37	18.3	17.3	10:37	56.8	56.1	-
10:38	19.8	17.4	10:38	58.5	55.9	-
10:39	18.0	17.5	10:39	55.3	55.5	-
10:40	20.0	17.2	10:40	59.3	55.5	-
10:41	25.8	17.7	10:41	54.5	55.3	-
10:42	16.0	17.6	10:42	53.5	55.2	-
10:43	15.8	17.4	10:43	56.3	55.3	-
10:44	18.5	17.5	10:44	54.0	55.3	-
10:45	16.3	17.5	10:45	53.0	55.2	-
10:46	14.5	17.5	10:46	56.0	55.4	-
10:47	14.8	17.3	10:47	55.0	55.5	-
10:48	25.8	18.0	10:48	53.3	55.5	-
10:49	18.3	18.2	10:49	53.0	55.5	-
10:50	16.0	18.2	10:50	54.3	55.6	-
10:51	14.5	18.1	10:51	55.3	55.2	-
10:52	15.5	18.0	10:52	54.8	55.1	-
10:53	15.0	17.6	10:53	56.0	54.9	-
10:54	14.3	17.4	10:54	55.3	54.9	-
10:55	19.0	17.3	10:55	56.3	54.7	-
10:56	15.5	16.6	10:56	56.0	54.8	-
10:57	13.5	16.5	10:57	53.5	54.8	-
10:58	15.5	16.5	10:58	54.0	54.6	-
10:59	15.8	16.3	10:59	56.5	54.8	-
11:00	16.8	16.3	11:00	56.3	55.0	-
11:01	14.0	16.3	11:01	67.0	55.8	-
11:02	17.3	16.4	11:02	55.3	55.8	-
11:03	16.8	15.8	11:03	54.3	55.8	-
11:04	16.0	15.7	11:04	54.5	55.9	-
11:05	23.3	16.2	11:05	54.5	56.0	-
11:06	44.5	18.2	11:06	53.8	55.9	-
11:07	23.8	18.7	11:07	54.5	55.8	-
11:08	14.3	18.7	11:08	54.3	55.7	-
11:09	13.0	18.6	11:09	54.5	55.7	-
11:10	17.8	18.5	11:10	54.0	55.5	-
11:11	20.5	18.8	11:11	55.3	55.5	-
11:12	14.8	18.9	11:12	54.5	55.5	-
11:13	29.3	19.8	11:13	55.5	55.6	-
11:14	15.8	19.8	11:14	56.3	55.6	-
11:15	16.3	19.8	11:15	53.8	55.5	-
11:16	17.0	20.0	11:16	55.0	54.7	-

Grand Union Bowling Alley Site
BCP #360222
150 Westchester Avenue, Port Chester
February 20, 2025

PARTICULATE DATA						
Upwind			Downwind			Exceeds Particulate Alarm Limit
Time	Concentration (ug/m^3)	15-Min Avg Concentration (ug/m^3)	Time	Concentration (ug/m^3)	15-Min Avg Concentration (ug/m^3)	
11:17	18.0	20.1	11:17	54.5	54.6	-
11:18	17.5	20.1	11:18	53.8	54.6	-
11:19	16.3	20.1	11:19	53.8	54.5	-
11:20	13.5	19.5	11:20	55.3	54.6	-
11:21	14.0	17.4	11:21	54.0	54.6	-
11:22	15.3	16.9	11:22	53.3	54.5	-
11:23	16.8	17.0	11:23	54.8	54.5	-
11:24	18.5	17.4	11:24	54.8	54.6	-
11:25	15.5	17.3	11:25	56.5	54.7	-
11:26	15.8	16.9	11:26	61.0	55.1	-
11:27	17.3	17.1	11:27	58.3	55.4	-
11:28	11.8	15.9	11:28	65.8	56.0	-
11:29	12.8	15.7	11:29	62.5	56.5	-
11:30	13.0	15.5	11:30	107.3	60.0	-
11:31	13.5	15.3	11:31	74.8	61.3	-
11:32	16.0	15.2	11:32	64.5	62.0	-
11:33	18.8	15.2	11:33	60.3	62.4	-
11:34	23.5	15.7	11:34	59.0	62.8	-
11:35	53.3	18.4	11:35	54.8	62.8	-
11:36	18.8	18.7	11:36	57.0	63.0	-
11:37	25.0	19.3	11:37	53.8	63.0	-
11:38	18.3	19.4	11:38	54.8	63.0	-
11:39	16.3	19.3	11:39	56.0	63.1	-
11:40	15.3	19.3	11:40	56.3	63.1	-
11:41	14.5	19.2	11:41	53.5	62.6	-
11:42	17.0	19.2	11:42	56.8	62.5	-
11:43	21.0	19.8	11:43	54.0	61.7	-
11:44	14.8	19.9	11:44	54.0	61.1	-
11:45	13.8	20.0	11:45	56.5	57.7	-
11:46	13.8	20.0	11:46	55.5	56.4	-
11:47	13.3	19.8	11:47	54.3	55.8	-
11:48	13.5	19.5	11:48	53.0	55.3	-
11:49	14.0	18.8	11:49	54.0	54.9	-
11:50	21.8	16.7	11:50	54.3	54.9	-
11:51	13.8	16.4	11:51	55.8	54.8	-
11:52	20.0	16.1	11:52	55.0	54.9	-
11:53	15.3	15.9	11:53	54.0	54.9	-
11:54	11.0	15.5	11:54	53.0	54.7	-
11:55	13.3	15.4	11:55	53.0	54.4	-
11:56	16.5	15.5	11:56	55.3	54.6	-
11:57	13.8	15.3	11:57	61.0	54.8	-
11:58	12.5	14.7	11:58	56.5	55.0	-
11:59	11.8	14.5	11:59	54.8	55.1	-
12:00	11.5	14.4	12:00	53.5	54.9	-
12:01	12.3	14.3	12:01	54.8	54.8	-
12:02	12.3	14.2	12:02	56.5	55.0	-
12:03	13.0	14.2	12:03	57.0	55.2	-
12:04	13.5	14.1	12:04	55.5	55.3	-

Grand Union Bowling Alley Site
BCP #360222
150 Westchester Avenue, Port Chester
February 20, 2025

PARTICULATE DATA						
Upwind			Downwind			Exceeds Particulate Alarm Limit
Time	Concentration (ug/m^3)	15-Min Avg Concentration (ug/m^3)	Time	Concentration (ug/m^3)	15-Min Avg Concentration (ug/m^3)	
12:05	25.0	14.4	12:05	57.0	55.5	-
12:06	17.5	14.6	12:06	61.5	55.9	-
12:07	17.8	14.5	12:07	54.5	55.9	-
12:08	14.8	14.4	12:08	84.0	57.9	-
12:09	17.5	14.9	12:09	57.5	58.2	-
12:10	19.0	15.2	12:10	68.0	59.2	-
12:11	27.3	16.0	12:11	64.8	59.8	-
12:12	15.5	16.1	12:12	61.0	59.8	-
12:13	14.8	16.2	12:13	55.3	59.7	-
12:14	14.5	16.4	12:14	61.0	60.1	-
12:15	22.5	17.1	12:15	77.5	61.7	-
12:16	15.0	17.3	12:16	56.3	61.8	-
12:17	12.3	17.3	12:17	58.5	62.0	-
12:18	14.8	17.4	12:18	61.0	62.2	-
12:19	16.3	17.6	12:19	68.3	63.1	-
12:20	19.3	17.2	12:20	60.0	63.3	-
12:21	21.5	17.5	12:21	55.3	62.9	-
12:22	17.0	17.5	12:22	55.3	62.9	-
12:23	16.8	17.6	12:23	54.5	60.9	-
12:24	17.0	17.6	12:24	84.5	62.7	-
12:25	15.8	17.3	12:25	56.3	62.0	-
12:26	16.8	16.6	12:26	59.8	61.6	-
12:27	14.0	16.5	12:27	55.3	61.2	-
12:28	13.3	16.4	12:28	62.0	61.7	-
12:29	12.8	16.3	12:29	57.8	61.5	-
12:30	14.5	15.8	12:30	58.3	60.2	-
12:31	35.0	17.1	12:31	59.3	60.4	-
12:32	16.8	17.4	12:32	58.0	60.4	-
12:33	14.0	17.4	12:33	53.8	59.9	-
12:34	15.5	17.3	12:34	58.5	59.2	-
12:35	21.8	17.5	12:35	53.0	58.8	-
12:36	19.8	17.4	12:36	53.3	58.6	-
12:37	15.8	17.3	12:37	52.8	58.5	-
12:38	15.0	17.2	12:38	52.8	58.3	-
12:39	17.0	17.2	12:39	53.5	56.3	-
12:40	17.3	17.3	12:40	53.8	56.1	-
12:41	14.3	17.1	12:41	52.3	55.6	-
12:42	13.5	17.1	12:42	52.3	55.4	-
12:43	13.0	17.1	12:43	52.3	54.8	-
12:44	13.5	17.1	12:44	52.5	54.4	-
12:45	17.5	17.3	12:45	53.3	54.1	-
12:46	14.0	15.9	12:46	53.0	53.7	-
12:47	13.3	15.7	12:47	53.3	53.3	-
12:48	12.8	15.6	12:48	53.3	53.3	-
12:49	13.0	15.4	12:49	53.8	53.0	-
12:50	17.3	15.1	12:50	52.5	53.0	-
12:51	14.3	14.8	12:51	53.3	53.0	-
12:52	12.8	14.6	12:52	52.8	53.0	-

Grand Union Bowling Alley Site
BCP #360222
150 Westchester Avenue, Port Chester
February 20, 2025

PARTICULATE DATA						
Upwind			Downwind			Exceeds Particulate Alarm Limit
Time	Concentration (ug/m^3)	15-Min Avg Concentration (ug/m^3)	Time	Concentration (ug/m^3)	15-Min Avg Concentration (ug/m^3)	
12:53	15.8	14.6	12:53	53.5	53.0	-
12:54	13.0	14.3	12:54	53.0	53.0	-
12:55	20.0	14.5	12:55	53.0	52.9	-
12:56	16.0	14.6	12:56	53.0	53.0	-
12:57	14.3	14.7	12:57	53.0	53.0	-
12:58	13.3	14.7	12:58	52.8	53.1	-
12:59	13.8	14.7	12:59	52.8	53.1	-
13:00	14.2	14.5	13:00	52.8	53.0	-
13:01	15.6	14.6	13:01	53.0	53.0	-
13:02	13.8	14.6	13:02	52.8	53.0	-
13:03	12.0	14.6	13:03	52.5	53.0	-
13:04	13.4	14.6	13:04	52.0	52.8	-
13:05	14.4	14.4	13:05	51.8	52.8	-
13:06	11.8	14.3	13:06	52.8	52.8	-
13:07	14.2	14.4	13:07	52.3	52.7	-
13:08	13.8	14.2	13:08	52.3	52.6	-
13:09	11.4	14.1	13:09	52.3	52.6	-
13:10	12.4	13.6	13:10	52.5	52.6	-
13:11	14.2	13.5	13:11	52.8	52.5	-
13:12	14.8	13.5	13:12	52.8	52.5	-
13:13	18.0	13.9	13:13	53.0	52.5	-
13:14	26.0	14.7	13:14	52.5	52.5	-
13:15	22.8	15.2	13:15	53.5	52.6	-
13:16	13.6	15.1	13:16	52.0	52.5	-
13:17	14.2	15.1	13:17	52.3	52.5	-
13:18	13.8	15.3	13:18	52.3	52.5	-
13:19	12.2	15.2	13:19	55.0	52.7	-
13:20	12.2	15.0	13:20	55.8	52.9	-
13:21	12.2	15.1	13:21	52.5	52.9	-
13:22	12.0	14.9	13:22	52.8	52.9	-
13:23	12.2	14.8	13:23	52.5	53.0	-
13:24	13.8	15.0	13:24	52.3	53.0	-
13:25	14.0	15.1	13:25	52.0	52.9	-
13:26	14.4	15.1	13:26	52.0	52.9	-
13:27	14.6	15.1	13:27	53.3	52.9	-
13:28	13.6	14.8	13:28	53.8	53.0	-
13:29	12.0	13.8	13:29	57.0	53.3	-
13:30	11.6	13.1	13:30	60.3	53.7	-
13:31	15.0	13.2	13:31	57.0	54.0	-
13:32	17.8	13.4	13:32	63.0	54.8	-
13:33	25.0	14.2	13:33	75.5	56.3	-
13:34	18.4	14.6	13:34	56.3	56.4	-
13:35	15.4	14.8	13:35	56.3	56.4	-
13:36	15.8	15.0	13:36	55.0	56.6	-
13:37	13.8	15.2	13:37	55.0	56.7	-
13:38	12.8	15.2	13:38	173.8	64.8	-
13:39	12.0	15.1	13:39	66.8	65.8	-
13:40	13.4	15.0	13:40	84.8	68.0	-

Grand Union Bowling Alley Site
BCP #360222
150 Westchester Avenue, Port Chester
February 20, 2025

PARTICULATE DATA						
Upwind			Downwind			Exceeds Particulate Alarm Limit
Time	Concentration (ug/m^3)	15-Min Avg Concentration (ug/m^3)	Time	Concentration (ug/m^3)	15-Min Avg Concentration (ug/m^3)	
13:41	15.4	15.1	13:41	73.0	69.4	-
13:42	13.4	15.0	13:42	54.5	69.5	-
13:43	13.0	15.0	13:43	53.5	69.4	-
13:44	15.0	15.2	13:44	55.5	69.3	-
13:45	12.8	15.3	13:45	52.8	68.8	-
13:46	12.4	15.1	13:46	53.0	68.6	-
13:47	14.0	14.8	13:47	52.8	67.9	-
13:48	17.2	14.3	13:48	53.5	66.4	-
13:49	20.0	14.4	13:49	54.0	66.3	-
13:50	20.6	14.8	13:50	54.0	66.1	-
13:51	15.6	14.8	13:51	53.3	66.0	-
13:52	13.6	14.7	13:52	53.3	65.9	-
13:53	18.4	15.1	13:53	54.0	57.9	-
13:54	15.0	15.3	13:54	55.3	57.1	-
13:55	17.2	15.6	13:55	53.5	55.1	-
13:56	19.2	15.8	13:56	56.3	53.9	-
13:57	17.8	16.1	13:57	55.3	54.0	-
13:58	13.0	16.1	13:58	57.8	54.3	-
13:59	12.0	15.9	13:59	54.8	54.2	-
14:00	15.2	16.1	14:00	57.3	54.5	-
14:01	16.0	16.3	14:01	52.5	54.5	-
14:02	11.2	16.1	14:02	52.8	54.5	-
14:03	12.0	15.8	14:03	53.3	54.5	-
14:04	11.8	15.2	14:04	61.0	54.9	-
14:05	15.0	14.9	14:05	64.0	55.6	-
14:06	22.8	15.3	14:06	60.0	56.1	-
14:07	12.2	15.3	14:07	56.5	56.3	-
14:08	13.2	14.9	14:08	53.5	56.2	-
14:09	13.6	14.8	14:09	53.8	56.1	-
14:10	15.6	14.7	14:10	56.0	56.3	-
14:11	18.6	14.7	14:11	54.5	56.2	-
14:12	13.2	14.4	14:12	54.0	56.1	-
14:13	18.8	14.7	14:13	80.5	57.6	-
14:14	13.6	14.9	14:14	59.8	58.0	-
14:15	15.8	14.9	14:15	53.8	57.7	-
14:16	20.6	15.2	14:16	52.8	57.7	-
14:17	15.6	15.5	14:17	54.5	57.9	-
14:18	16.2	15.8	14:18	57.3	58.1	-
14:19	13.4	15.9	14:19	53.5	57.6	-
14:20	12.8	15.7	14:20	54.8	57.0	-
14:21	11.8	15.0	14:21	56.5	56.8	-
14:22	14.2	15.1	14:22	54.8	56.7	-
14:23	13.8	15.2	14:23	52.0	56.6	-
14:24	13.2	15.1	14:24	52.3	56.5	-
14:25	17.3	15.3	14:25	52.3	56.2	-
14:26	15.3	15.0	14:26	52.5	56.1	-
14:27	13.3	15.0	14:27	51.8	55.9	-
14:28	13.3	14.7	14:28	54.0	54.2	-

Grand Union Bowling Alley Site
BCP #360222
150 Westchester Avenue, Port Chester
February 20, 2025

PARTICULATE DATA						
Upwind			Downwind			Exceeds Particulate Alarm Limit
Time	Concentration (ug/m^3)	15-Min Avg Concentration (ug/m^3)	Time	Concentration (ug/m^3)	15-Min Avg Concentration (ug/m^3)	
14:29	15.5	14.8	14:29	57.0	54.0	-
14:30	15.0	14.7	14:30	53.0	53.9	-
14:31	21.3	14.8	14:31	52.3	53.9	-
14:32	17.3	14.9	14:32	54.8	53.9	-
14:33	21.8	15.3	14:33	56.5	53.9	-
14:34	18.3	15.6	14:34	55.3	54.0	-
14:35	13.8	15.7	14:35	53.8	53.9	-
14:36	15.8	15.9	14:36	56.5	53.9	-
14:37	12.8	15.8	14:37	53.0	53.8	-
14:38	16.5	16.0	14:38	54.0	53.9	-
14:39	12.3	15.9	14:39	59.3	54.4	-
14:40	20.8	16.2	14:40	52.3	54.4	-
14:41	20.0	16.5	14:41	53.8	54.5	-
14:42	14.3	16.6	14:42	54.3	54.6	-
14:43	17.5	16.8	14:43	54.0	54.6	-
14:44	20.5	17.2	14:44	55.5	54.5	-
14:45	15.8	17.2	14:45	54.3	54.6	-
14:46	13.5	16.7	14:46	51.3	54.6	-
14:47	15.5	16.6	14:47	56.0	54.6	-
14:48	17.8	16.3	14:48	57.5	54.7	-
14:49	18.0	16.3	14:49	57.3	54.8	-
14:50	13.0	16.3	14:50	53.8	54.8	-
14:51	12.5	16.0	14:51	54.0	54.7	-
14:52	12.8	16.0	14:52	51.5	54.6	-
14:53	15.5	16.0	14:53	50.0	54.3	-
14:54	17.8	16.3	14:54	51.5	53.8	-
14:55	17.3	16.1	14:55	53.5	53.9	-
14:56	13.5	15.7	14:56	53.8	53.9	-
14:57	14.8	15.7	14:57	50.8	53.6	-
14:58	13.5	15.4	14:58	51.3	53.5	-
14:59	16.0	15.1	14:59	55.0	53.4	-
15:00	14.3	15.0	15:00	51.0	53.2	-
15:01	14.3	15.1	15:01	50.0	53.1	-
15:02	14.5	15.0	15:02	51.0	52.8	-
15:03	17.0	15.0	15:03	54.5	52.6	-
15:04	16.8	14.9	15:04	51.5	52.2	-
15:05	15.0	15.0	15:05	55.5	52.3	-
15:06	22.8	15.7	15:06	51.0	52.1	-
15:07	16.0	15.9	15:07	50.8	52.1	-
15:08	17.3	16.0	15:08	51.3	52.2	-
15:09	21.8	16.3	15:09	52.3	52.2	-
15:10	26.3	16.9	15:10	50.8	52.0	-
15:11	26.3	17.8	15:11	51.3	51.9	-
15:12	22.8	18.3	15:12	52.0	51.9	-
15:13	19.0	18.7	15:13	50.5	51.9	-
15:14	14.8	18.6	15:14	51.0	51.6	-
15:15	17.5	18.8	15:15	50.8	51.6	-
15:16	15.0	18.8	15:16	51.3	51.7	-

Grand Union Bowling Alley Site
BCP #360222
150 Westchester Avenue, Port Chester
February 20, 2025

PARTICULATE DATA						
Upwind			Downwind			Exceeds Particulate Alarm Limit
Time	Concentration (ug/m^3)	15-Min Avg Concentration (ug/m^3)	Time	Concentration (ug/m^3)	15-Min Avg Concentration (ug/m^3)	
15:17	15.5	18.9	15:17	51.5	51.7	-
15:18	16.5	18.9	15:18	50.3	51.4	-
15:19	15.5	18.8	15:19	50.3	51.4	-
15:20	17.8	19.0	15:20	50.0	51.0	-
15:21	15.3	18.5	15:21	50.5	51.0	-
15:22	15.8	18.5	15:22	54.3	51.2	-
15:23	21.0	18.7	15:23	51.5	51.2	-
15:24	20.3	18.6	15:24	51.5	51.2	-
15:25	16.0	17.9	15:25	51.0	51.2	-
15:26	15.3	17.2	15:26	50.8	51.1	-
15:27	18.5	16.9	15:27	99.5	54.3	-
15:28	15.5	16.7	15:28	85.5	56.6	-
15:29	19.3	17.0	15:29	119.3	61.2	-
15:30	19.3	17.1	15:30	50.0	61.1	-
15:31	16.0	17.2	15:31	49.8	61.0	-
15:32	15.8	17.2	15:32	51.0	61.0	-

Grand Union Bowling Alley Site
BCP #360222
150 Westchester Avenue, Port Chester
February 20, 2025

Thursday, February 20, 2025						
Number of Instances Where Downwind VOCs Exceeds Upwind VOCs + 5 =						0
Number of Comparable Data Points =						328
Start Time:						9:48
End Time:						15:32
PID DATA						
Upwind			Downwind			Exceeds VOC Alarm Limit
Time	Concentration (ppm)	15-Min Avg Concentration (ppm)	Time	Concentration (ppm)	15-Min Avg Concentration (ppm)	
9:48	-	-	9:48	0.0	-	-
9:49	-	-	9:49	0.0	-	-
9:50	0.0	-	9:50	0.0	-	-
9:51	0.0	-	9:51	0.0	-	-
9:52	0.0	-	9:52	0.0	-	-
9:53	0.0	-	9:53	0.0	-	-
9:54	0.0	-	9:54	0.0	-	-
9:55	0.0	-	9:55	0.0	-	-
9:56	0.0	-	9:56	0.0	-	-
9:57	0.0	-	9:57	0.0	-	-
9:58	0.0	-	9:58	0.0	-	-
9:59	0.0	-	9:59	0.0	-	-
10:00	0.0	-	10:00	0.0	-	-
10:01	0.0	-	10:01	0.0	-	-
10:02	0.0	-	10:02	0.0	-	-
10:03	0.0	-	10:03	0.0	0.0	-
10:04	0.0	-	10:04	0.0	0.0	-
10:05	0.0	0.0	10:05	0.0	0.0	-
10:06	0.0	0.0	10:06	0.0	0.0	-
10:07	0.0	0.0	10:07	0.0	0.0	-
10:08	0.0	0.0	10:08	0.0	0.0	-
10:09	0.0	0.0	10:09	0.0	0.0	-
10:10	0.0	0.0	10:10	0.0	0.0	-
10:11	0.0	0.0	10:11	0.0	0.0	-
10:12	0.0	0.0	10:12	0.0	0.0	-
10:13	0.0	0.0	10:13	0.0	0.0	-
10:14	0.0	0.0	10:14	0.0	0.0	-
10:15	0.0	0.0	10:15	0.0	0.0	-
10:16	0.0	0.0	10:16	0.0	0.0	-
10:17	0.0	0.0	10:17	0.0	0.0	-
10:18	0.0	0.0	10:18	0.0	0.0	-
10:19	0.0	0.0	10:19	0.0	0.0	-
10:20	0.0	0.0	10:20	0.0	0.0	-
10:21	0.0	0.0	10:21	0.0	0.0	-
10:22	0.0	0.0	10:22	0.0	0.0	-
10:23	0.0	0.0	10:23	0.0	0.0	-
10:24	0.0	0.0	10:24	0.0	0.0	-
10:25	0.0	0.0	10:25	0.0	0.0	-
10:26	0.0	0.0	10:26	0.0	0.0	-
10:27	0.0	0.0	10:27	0.0	0.0	-
10:28	0.0	0.0	10:28	0.0	0.0	-
10:29	0.0	0.0	10:29	0.0	0.0	-
10:30	0.0	0.0	10:30	0.0	0.0	-

Grand Union Bowling Alley Site
BCP #360222
150 Westchester Avenue, Port Chester
February 20, 2025

PID DATA						
Upwind			Downwind			
Time	Concentration (ppm)	15-Min Avg Concentration (ppm)	Time	Concentration (ppm)	15-Min Avg Concentration (ppm)	Exceeds VOC Alarm Limit
10:31	0.0	0.0	10:31	0.0	0.0	-
10:32	0.0	0.0	10:32	0.0	0.0	-
10:33	0.0	0.0	10:33	0.0	0.0	-
10:34	0.0	0.0	10:34	0.0	0.0	-
10:35	0.0	0.0	10:35	0.0	0.0	-
10:36	0.0	0.0	10:36	0.0	0.0	-
10:37	0.0	0.0	10:37	0.0	0.0	-
10:38	0.0	0.0	10:38	0.0	0.0	-
10:39	0.0	0.0	10:39	0.0	0.0	-
10:40	0.0	0.0	10:40	0.0	0.0	-
10:41	0.0	0.0	10:41	0.0	0.0	-
10:42	0.0	0.0	10:42	0.0	0.0	-
10:43	0.0	0.0	10:43	0.0	0.0	-
10:44	0.0	0.0	10:44	0.0	0.0	-
10:45	0.0	0.0	10:45	0.0	0.0	-
10:46	0.0	0.0	10:46	0.0	0.0	-
10:47	0.0	0.0	10:47	0.0	0.0	-
10:48	0.0	0.0	10:48	0.0	0.0	-
10:49	0.0	0.0	10:49	0.0	0.0	-
10:50	0.0	0.0	10:50	0.0	0.0	-
10:51	0.0	0.0	10:51	0.0	0.0	-
10:52	0.0	0.0	10:52	0.0	0.0	-
10:53	0.0	0.0	10:53	0.0	0.0	-
10:54	0.0	0.0	10:54	0.0	0.0	-
10:55	0.0	0.0	10:55	0.0	0.0	-
10:56	0.0	0.0	10:56	0.0	0.0	-
10:57	0.0	0.0	10:57	0.0	0.0	-
10:58	0.0	0.0	10:58	0.0	0.0	-
10:59	0.0	0.0	10:59	0.0	0.0	-
11:00	0.0	0.0	11:00	0.0	0.0	-
11:01	0.0	0.0	11:01	0.0	0.0	-
11:02	0.0	0.0	11:02	0.0	0.0	-
11:03	0.0	0.0	11:03	0.0	0.0	-
11:04	0.0	0.0	11:04	0.0	0.0	-
11:05	0.0	0.0	11:05	0.0	0.0	-
11:06	0.0	0.0	11:06	0.0	0.0	-
11:07	0.0	0.0	11:07	0.0	0.0	-
11:08	0.0	0.0	11:08	0.0	0.0	-
11:09	0.0	0.0	11:09	0.0	0.0	-
11:10	0.0	0.0	11:10	0.0	0.0	-
11:11	0.0	0.0	11:11	0.0	0.0	-
11:12	0.0	0.0	11:12	0.0	0.0	-
11:13	0.0	0.0	11:13	0.0	0.0	-
11:14	0.0	0.0	11:14	0.0	0.0	-
11:15	0.0	0.0	11:15	0.0	0.0	-
11:16	0.0	0.0	11:16	0.0	0.0	-
11:17	0.0	0.0	11:17	0.0	0.0	-
11:18	0.0	0.0	11:18	0.0	0.0	-

Grand Union Bowling Alley Site
BCP #360222
150 Westchester Avenue, Port Chester
February 20, 2025

PID DATA						
Upwind			Downwind			
Time	Concentration (ppm)	15-Min Avg Concentration (ppm)	Time	Concentration (ppm)	15-Min Avg Concentration (ppm)	Exceeds VOC Alarm Limit
11:19	0.0	0.0	11:19	0.0	0.0	-
11:20	0.0	0.0	11:20	0.0	0.0	-
11:21	0.0	0.0	11:21	0.0	0.0	-
11:22	0.0	0.0	11:22	0.0	0.0	-
11:23	0.0	0.0	11:23	0.0	0.0	-
11:24	0.0	0.0	11:24	0.0	0.0	-
11:25	0.0	0.0	11:25	0.0	0.0	-
11:26	0.0	0.0	11:26	0.0	0.0	-
11:27	0.0	0.0	11:27	0.0	0.0	-
11:28	0.0	0.0	11:28	0.0	0.0	-
11:29	0.0	0.0	11:29	0.0	0.0	-
11:30	0.0	0.0	11:30	0.0	0.0	-
11:31	0.0	0.0	11:31	0.0	0.0	-
11:32	0.0	0.0	11:32	0.0	0.0	-
11:33	0.0	0.0	11:33	0.0	0.0	-
11:34	0.0	0.0	11:34	0.0	0.0	-
11:35	0.0	0.0	11:35	0.0	0.0	-
11:36	0.0	0.0	11:36	0.0	0.0	-
11:37	0.0	0.0	11:37	0.0	0.0	-
11:38	0.0	0.0	11:38	0.0	0.0	-
11:39	0.0	0.0	11:39	0.0	0.0	-
11:40	0.0	0.0	11:40	0.0	0.0	-
11:41	0.0	0.0	11:41	0.0	0.0	-
11:42	0.0	0.0	11:42	0.0	0.0	-
11:43	0.0	0.0	11:43	0.0	0.0	-
11:44	0.0	0.0	11:44	0.0	0.0	-
11:45	0.0	0.0	11:45	0.0	0.0	-
11:46	0.0	0.0	11:46	0.0	0.0	-
11:47	0.0	0.0	11:47	0.0	0.0	-
11:48	0.0	0.0	11:48	0.0	0.0	-
11:49	0.0	0.0	11:49	0.0	0.0	-
11:50	0.0	0.0	11:50	0.0	0.0	-
11:51	0.0	0.0	11:51	0.0	0.0	-
11:52	0.0	0.0	11:52	0.0	0.0	-
11:53	0.0	0.0	11:53	0.0	0.0	-
11:54	0.0	0.0	11:54	0.0	0.0	-
11:55	0.0	0.0	11:55	0.0	0.0	-
11:56	0.0	0.0	11:56	0.0	0.0	-
11:57	0.0	0.0	11:57	0.0	0.0	-
11:58	0.0	0.0	11:58	0.0	0.0	-
11:59	0.0	0.0	11:59	0.0	0.0	-
12:00	0.0	0.0	12:00	0.0	0.0	-
12:01	0.0	0.0	12:01	0.0	0.0	-
12:02	0.0	0.0	12:02	0.0	0.0	-
12:03	0.0	0.0	12:03	0.0	0.0	-
12:04	0.0	0.0	12:04	0.0	0.0	-
12:05	0.0	0.0	12:05	0.0	0.0	-
12:06	0.0	0.0	12:06	0.0	0.0	-

Grand Union Bowling Alley Site
BCP #360222
150 Westchester Avenue, Port Chester
February 20, 2025

PID DATA						
Upwind			Downwind			
Time	Concentration (ppm)	15-Min Avg Concentration (ppm)	Time	Concentration (ppm)	15-Min Avg Concentration (ppm)	Exceeds VOC Alarm Limit
12:07	0.0	0.0	12:07	0.0	0.0	-
12:08	0.0	0.0	12:08	0.0	0.0	-
12:09	0.0	0.0	12:09	0.0	0.0	-
12:10	0.0	0.0	12:10	0.0	0.0	-
12:11	0.0	0.0	12:11	0.0	0.0	-
12:12	0.0	0.0	12:12	0.0	0.0	-
12:13	0.0	0.0	12:13	0.0	0.0	-
12:14	0.0	0.0	12:14	0.0	0.0	-
12:15	0.0	0.0	12:15	0.0	0.0	-
12:16	0.0	0.0	12:16	0.0	0.0	-
12:17	0.0	0.0	12:17	0.0	0.0	-
12:18	0.0	0.0	12:18	0.0	0.0	-
12:19	0.0	0.0	12:19	0.0	0.0	-
12:20	0.0	0.0	12:20	0.0	0.0	-
12:21	0.0	0.0	12:21	0.0	0.0	-
12:22	0.0	0.0	12:22	0.0	0.0	-
12:23	0.0	0.0	12:23	0.0	0.0	-
12:24	0.0	0.0	12:24	0.0	0.0	-
12:25	0.0	0.0	12:25	0.0	0.0	-
12:26	0.0	0.0	12:26	0.0	0.0	-
12:27	0.0	0.0	12:27	0.0	0.0	-
12:28	0.0	0.0	12:28	0.0	0.0	-
12:29	0.0	0.0	12:29	0.0	0.0	-
12:30	0.0	0.0	12:30	0.0	0.0	-
12:31	0.0	0.0	12:31	0.0	0.0	-
12:32	0.0	0.0	12:32	0.0	0.0	-
12:33	0.0	0.0	12:33	0.0	0.0	-
12:34	0.0	0.0	12:34	0.0	0.0	-
12:35	0.0	0.0	12:35	0.0	0.0	-
12:36	0.0	0.0	12:36	0.0	0.0	-
12:37	0.0	0.0	12:37	0.0	0.0	-
12:38	0.0	0.0	12:38	0.0	0.0	-
12:39	0.0	0.0	12:39	0.0	0.0	-
12:40	0.0	0.0	12:40	0.0	0.0	-
12:41	0.0	0.0	12:41	0.0	0.0	-
12:42	0.0	0.0	12:42	0.0	0.0	-
12:43	0.0	0.0	12:43	0.0	0.0	-
12:44	0.0	0.0	12:44	0.0	0.0	-
12:45	0.0	0.0	12:45	0.0	0.0	-
12:46	0.0	0.0	12:46	0.0	0.0	-
12:47	0.0	0.0	12:47	0.0	0.0	-
12:48	0.0	0.0	12:48	0.0	0.0	-
12:49	0.0	0.0	12:49	0.0	0.0	-
12:50	0.0	0.0	12:50	0.0	0.0	-
12:51	0.0	0.0	12:51	0.0	0.0	-
12:52	0.0	0.0	12:52	0.0	0.0	-
12:53	0.0	0.0	12:53	0.0	0.0	-
12:54	0.0	0.0	12:54	0.0	0.0	-

Grand Union Bowling Alley Site
BCP #360222
150 Westchester Avenue, Port Chester
February 20, 2025

PID DATA						
Upwind			Downwind			
Time	Concentration (ppm)	15-Min Avg Concentration (ppm)	Time	Concentration (ppm)	15-Min Avg Concentration (ppm)	Exceeds VOC Alarm Limit
12:55	0.0	0.0	12:55	0.0	0.0	-
12:56	0.0	0.0	12:56	0.0	0.0	-
12:57	0.0	0.0	12:57	0.0	0.0	-
12:58	0.0	0.0	12:58	0.0	0.0	-
12:59	0.0	0.0	12:59	0.0	0.0	-
13:00	0.0	0.0	13:00	0.0	0.0	-
13:01	0.0	0.0	13:01	0.0	0.0	-
13:02	0.0	0.0	13:02	0.0	0.0	-
13:03	0.0	0.0	13:03	0.0	0.0	-
13:04	0.0	0.0	13:04	0.0	0.0	-
13:05	0.0	0.0	13:05	0.0	0.0	-
13:06	0.0	0.0	13:06	0.0	0.0	-
13:07	0.0	0.0	13:07	0.0	0.0	-
13:08	0.0	0.0	13:08	0.0	0.0	-
13:09	0.0	0.0	13:09	0.0	0.0	-
13:10	0.0	0.0	13:10	0.0	0.0	-
13:11	0.0	0.0	13:11	0.0	0.0	-
13:12	0.0	0.0	13:12	0.0	0.0	-
13:13	0.0	0.0	13:13	0.0	0.0	-
13:14	0.0	0.0	13:14	0.0	0.0	-
13:15	0.0	0.0	13:15	0.0	0.0	-
13:16	0.0	0.0	13:16	0.0	0.0	-
13:17	0.0	0.0	13:17	0.0	0.0	-
13:18	0.0	0.0	13:18	0.0	0.0	-
13:19	0.0	0.0	13:19	0.0	0.0	-
13:20	0.0	0.0	13:20	0.0	0.0	-
13:21	0.0	0.0	13:21	0.0	0.0	-
13:22	0.0	0.0	13:22	0.0	0.0	-
13:23	0.0	0.0	13:23	0.0	0.0	-
13:24	0.0	0.0	13:24	0.0	0.0	-
13:25	0.0	0.0	13:25	0.0	0.0	-
13:26	0.0	0.0	13:26	0.0	0.0	-
13:27	0.0	0.0	13:27	0.0	0.0	-
13:28	0.0	0.0	13:28	0.0	0.0	-
13:29	0.0	0.0	13:29	0.0	0.0	-
13:30	0.0	0.0	13:30	0.0	0.0	-
13:31	0.0	0.0	13:31	0.0	0.0	-
13:32	0.0	0.0	13:32	0.0	0.0	-
13:33	0.0	0.0	13:33	0.0	0.0	-
13:34	0.0	0.0	13:34	0.0	0.0	-
13:35	0.0	0.0	13:35	0.0	0.0	-
13:36	0.0	0.0	13:36	0.0	0.0	-
13:37	0.0	0.0	13:37	0.0	0.0	-
13:38	0.0	0.0	13:38	0.0	0.0	-
13:39	0.0	0.0	13:39	0.0	0.0	-
13:40	0.0	0.0	13:40	0.0	0.0	-
13:41	0.0	0.0	13:41	0.0	0.0	-
13:42	0.0	0.0	13:42	0.0	0.0	-

Grand Union Bowling Alley Site
BCP #360222
150 Westchester Avenue, Port Chester
February 20, 2025

PID DATA						
Upwind			Downwind			
Time	Concentration (ppm)	15-Min Avg Concentration (ppm)	Time	Concentration (ppm)	15-Min Avg Concentration (ppm)	Exceeds VOC Alarm Limit
13:43	0.0	0.0	13:43	0.0	0.0	-
13:44	0.0	0.0	13:44	0.0	0.0	-
13:45	0.0	0.0	13:45	0.0	0.0	-
13:46	0.0	0.0	13:46	0.0	0.0	-
13:47	0.0	0.0	13:47	0.0	0.0	-
13:48	0.0	0.0	13:48	0.0	0.0	-
13:49	0.0	0.0	13:49	0.0	0.0	-
13:50	0.0	0.0	13:50	0.0	0.0	-
13:51	0.0	0.0	13:51	0.0	0.0	-
13:52	0.0	0.0	13:52	0.0	0.0	-
13:53	0.0	0.0	13:53	0.0	0.0	-
13:54	0.0	0.0	13:54	0.0	0.0	-
13:55	0.0	0.0	13:55	0.0	0.0	-
13:56	0.0	0.0	13:56	0.0	0.0	-
13:57	0.0	0.0	13:57	0.0	0.0	-
13:58	0.0	0.0	13:58	0.0	0.0	-
13:59	0.0	0.0	13:59	0.0	0.0	-
14:00	0.0	0.0	14:00	0.0	0.0	-
14:01	0.0	0.0	14:01	0.0	0.0	-
14:02	0.0	0.0	14:02	0.0	0.0	-
14:03	0.0	0.0	14:03	0.0	0.0	-
14:04	0.0	0.0	14:04	0.0	0.0	-
14:05	0.0	0.0	14:05	0.0	0.0	-
14:06	0.0	0.0	14:06	0.0	0.0	-
14:07	0.0	0.0	14:07	0.0	0.0	-
14:08	0.0	0.0	14:08	0.0	0.0	-
14:09	0.0	0.0	14:09	0.0	0.0	-
14:10	0.0	0.0	14:10	0.0	0.0	-
14:11	0.0	0.0	14:11	0.0	0.0	-
14:12	0.0	0.0	14:12	0.0	0.0	-
14:13	0.0	0.0	14:13	0.0	0.0	-
14:14	0.0	0.0	14:14	0.0	0.0	-
14:15	0.0	0.0	14:15	0.0	0.0	-
14:16	0.0	0.0	14:16	0.0	0.0	-
14:17	0.0	0.0	14:17	0.0	0.0	-
14:18	0.0	0.0	14:18	0.0	0.0	-
14:19	0.0	0.0	14:19	0.0	0.0	-
14:20	0.0	0.0	14:20	0.0	0.0	-
14:21	0.0	0.0	14:21	0.0	0.0	-
14:22	0.0	0.0	14:22	0.0	0.0	-
14:23	0.0	0.0	14:23	0.0	0.0	-
14:24	0.0	0.0	14:24	0.0	0.0	-
14:25	0.0	0.0	14:25	0.0	0.0	-
14:26	0.0	0.0	14:26	0.0	0.0	-
14:27	0.0	0.0	14:27	0.0	0.0	-
14:28	0.0	0.0	14:28	0.0	0.0	-
14:29	0.0	0.0	14:29	0.0	0.0	-
14:30	0.0	0.0	14:30	0.0	0.0	-

Grand Union Bowling Alley Site
BCP #360222
150 Westchester Avenue, Port Chester
February 20, 2025

PID DATA						
Upwind			Downwind			
Time	Concentration (ppm)	15-Min Avg Concentration (ppm)	Time	Concentration (ppm)	15-Min Avg Concentration (ppm)	Exceeds VOC Alarm Limit
14:31	0.0	0.0	14:31	0.0	0.0	-
14:32	0.0	0.0	14:32	0.0	0.0	-
14:33	0.0	0.0	14:33	0.0	0.0	-
14:34	0.0	0.0	14:34	0.0	0.0	-
14:35	0.0	0.0	14:35	0.0	0.0	-
14:36	0.0	0.0	14:36	0.0	0.0	-
14:37	0.0	0.0	14:37	0.0	0.0	-
14:38	0.0	0.0	14:38	0.0	0.0	-
14:39	0.0	0.0	14:39	0.0	0.0	-
14:40	0.0	0.0	14:40	0.0	0.0	-
14:41	0.0	0.0	14:41	0.0	0.0	-
14:42	0.0	0.0	14:42	0.0	0.0	-
14:43	0.0	0.0	14:43	0.0	0.0	-
14:44	0.0	0.0	14:44	0.0	0.0	-
14:45	0.0	0.0	14:45	0.0	0.0	-
14:46	0.0	0.0	14:46	0.0	0.0	-
14:47	0.0	0.0	14:47	0.0	0.0	-
14:48	0.0	0.0	14:48	0.0	0.0	-
14:49	0.0	0.0	14:49	0.0	0.0	-
14:50	0.0	0.0	14:50	0.0	0.0	-
14:51	0.0	0.0	14:51	0.0	0.0	-
14:52	0.0	0.0	14:52	0.0	0.0	-
14:53	0.0	0.0	14:53	0.0	0.0	-
14:54	0.0	0.0	14:54	0.0	0.0	-
14:55	0.0	0.0	14:55	0.0	0.0	-
14:56	0.0	0.0	14:56	0.0	0.0	-
14:57	0.0	0.0	14:57	0.0	0.0	-
14:58	0.0	0.0	14:58	0.0	0.0	-
14:59	0.0	0.0	14:59	0.0	0.0	-
15:00	0.0	0.0	15:00	0.0	0.0	-
15:01	0.0	0.0	15:01	0.0	0.0	-
15:02	0.0	0.0	15:02	0.0	0.0	-
15:03	0.0	0.0	15:03	0.0	0.0	-
15:04	0.0	0.0	15:04	0.0	0.0	-
15:05	0.0	0.0	15:05	0.0	0.0	-
15:06	0.0	0.0	15:06	0.0	0.0	-
15:07	0.0	0.0	15:07	0.0	0.0	-
15:08	0.0	0.0	15:08	0.0	0.0	-
15:09	0.0	0.0	15:09	0.0	0.0	-
15:10	0.0	0.0	15:10	0.0	0.0	-
15:11	0.0	0.0	15:11	0.0	0.0	-
15:12	0.0	0.0	15:12	0.0	0.0	-
15:13	0.0	0.0	15:13	0.0	0.0	-
15:14	0.0	0.0	15:14	0.0	0.0	-
15:15	0.0	0.0	15:15	0.0	0.0	-
15:16	0.0	0.0	15:16	0.0	0.0	-
15:17	0.0	0.0	15:17	0.0	0.0	-
15:18	0.0	0.0	15:18	0.0	0.0	-

Grand Union Bowling Alley Site
BCP #360222
150 Westchester Avenue, Port Chester
February 20, 2025

PID DATA						
Upwind			Downwind			Exceeds VOC Alarm Limit
Time	Concentration (ppm)	15-Min Avg Concentration (ppm)	Time	Concentration (ppm)	15-Min Avg Concentration (ppm)	
15:19	0.0	0.0	15:19	0.0	0.0	-
15:20	0.0	0.0	15:20	0.0	0.0	-
15:21	0.0	0.0	15:21	0.0	0.0	-
15:22	0.0	0.0	15:22	0.0	0.0	-
15:23	0.0	0.0	15:23	0.0	0.0	-
15:24	0.0	0.0	15:24	0.0	0.0	-
15:25	0.0	0.0	15:25	0.0	0.0	-
15:26	0.0	0.0	15:26	0.0	0.0	-
15:27	0.0	0.0	15:27	0.0	0.0	-
15:28	0.0	0.0	15:28	0.0	0.0	-
15:29	0.0	0.0	15:29	0.0	0.0	-
15:30	0.0	0.0	15:30	0.0	0.0	-
15:31	0.0	0.0	15:31	0.0	0.0	-
15:32	0.0	0.0	15:32	0.0	0.0	-

SESI CONSULTING ENGINEERS

959 US-46 Floor 3, Suite 300 - Parsippany-Troy Hills, NJ

DAILY AIR MONITORING REPORT
150 Westchester Avenue
Port Chester, New York

02/21/2025

Rev. No. 0 | Page 1 of 2

Project Number: 11895A

Dust Action Level: 150 µg/m^3

VOC Action Level: 5 ppm

Weather Data Range for Work Day		Wind Direction	NW	Relative Humidity (%)	48.0 - 60.0	Daily Rain Total (in)	0.00	Readings in the summary table and graphs below are the reported downwind concentrations.
Temperature (°F)	27.0 - 34.0	Wind Speed (MPH)	7.3 - 13.6	Barometer (inHg)	30.10 - 30.30	Avg. Dew Point Temp (°F)	15.4	

Station Location	Daily Avg. Dust Concentration (µg/m^3)	Max 15-Min Dust Concentration (µg/m^3)	Time of Max Dust Reading	Daily Avg. VOC Concentration (ppm)	Max 15-Min VOC Concentration (ppm)	Time of Max VOC Reading
Upwind	15.2	26.9	9:57	0.0	0.0	9:55
Downwind	50.9	56.7	9:53	0.0	0.0	9:53

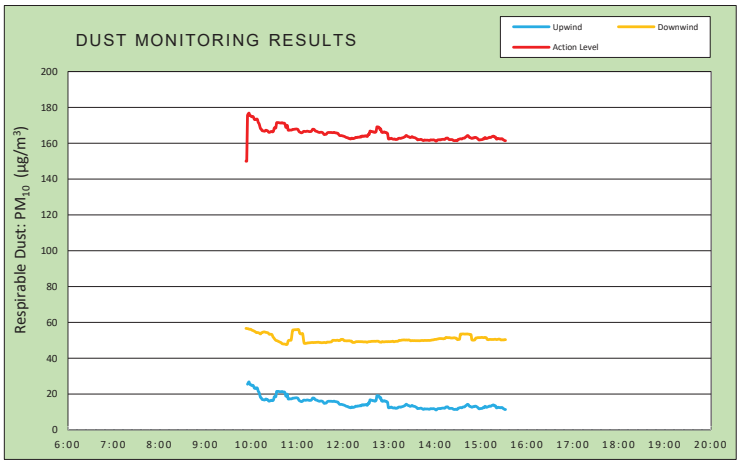

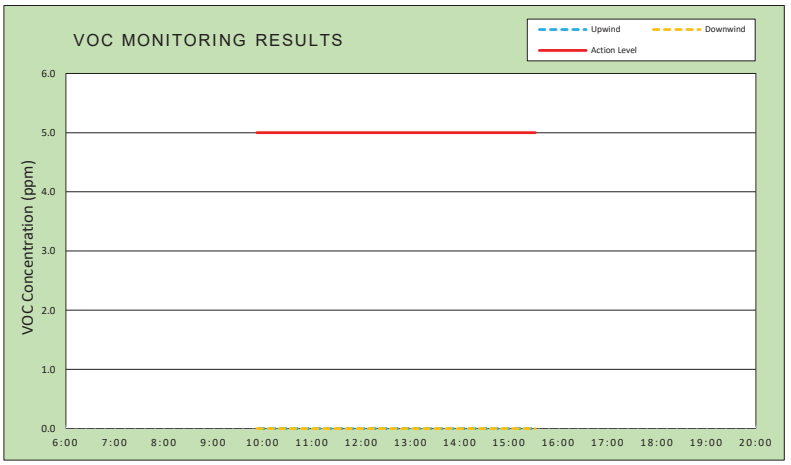

Air Monitoring Notes:

Weather Notes:

EMILCOTT
A Triumvirate Environmental Company

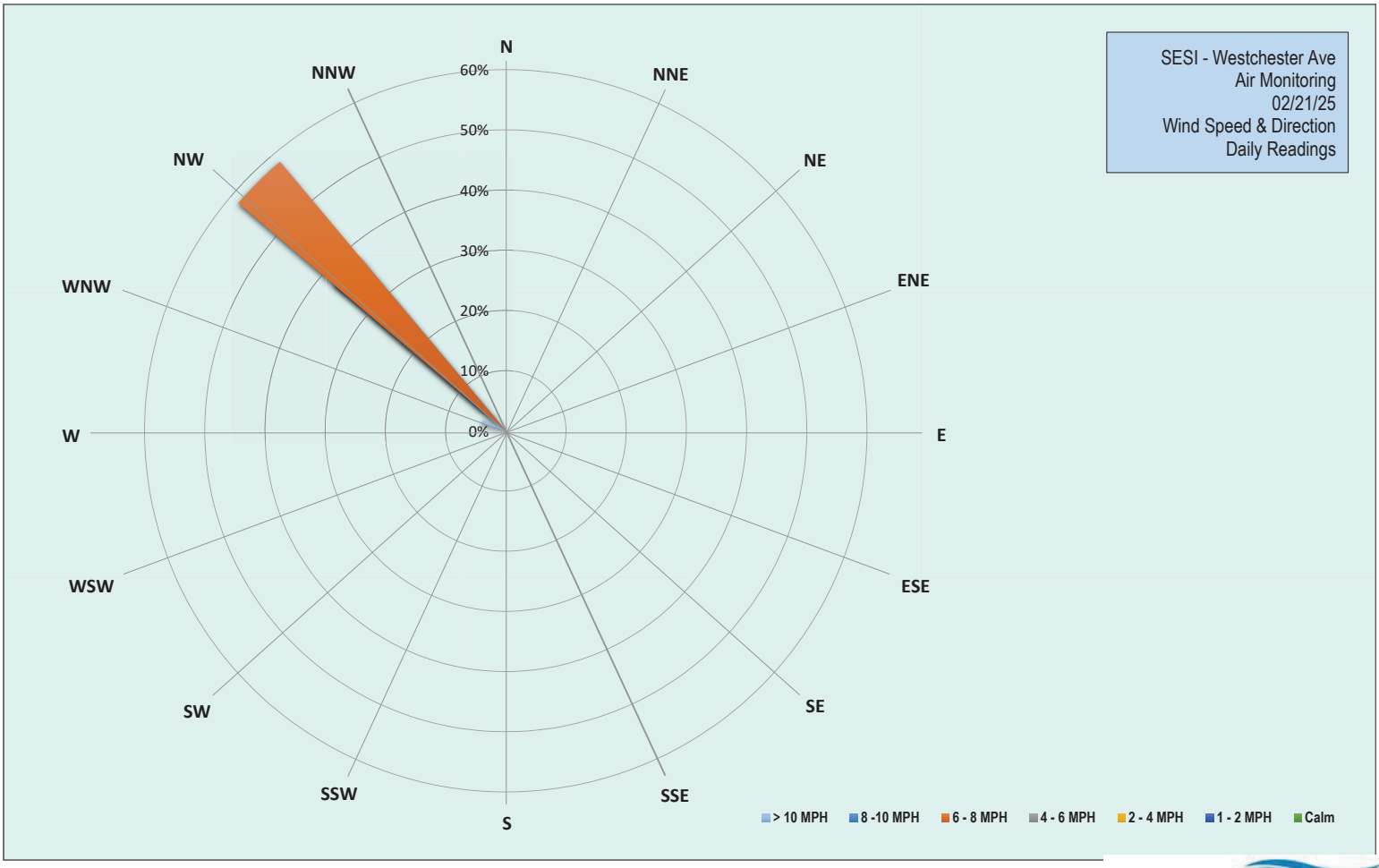

EMILCOTT
A Triumvirate Environmental Company

Grand Union Bowling Alley Site
BCP #360222
150 Westchester Avenue, Port Chester
February 21, 2025

Friday, February 21, 2025						
Number of Instances Where Downwind Particulates Exceeds Upwind Particulate + 150 =						0
Number of Comparable Data Points =						338
Start Time:						9:38
End Time:						15:32
PARTICULATE DATA						
Upwind			Downwind			Exceeds Particulate Alarm Limit
Time	Concentration (ug/m^3)	15-Min Avg Concentration (ug/m^3)	Time	Concentration (ug/m^3)	15-Min Avg Concentration (ug/m^3)	
9:38	-	-	9:38	57.3	-	-
9:39	-	-	9:39	56.5	-	-
9:40	28.7	-	9:40	57.0	-	-
9:41	23.5	-	9:41	56.8	-	-
9:42	32.8	-	9:42	57.5	-	-
9:43	41.0	-	9:43	56.0	-	-
9:44	29.0	-	9:44	56.8	-	-
9:45	28.0	-	9:45	58.0	-	-
9:46	18.0	-	9:46	59.0	-	-
9:47	15.5	-	9:47	55.3	-	-
9:48	22.8	-	9:48	55.5	-	-
9:49	30.3	-	9:49	56.3	-	-
9:50	16.8	-	9:50	55.8	-	-
9:51	19.5	-	9:51	57.5	-	-
9:52	19.3	-	9:52	55.8	-	-
9:53	26.8	-	9:53	56.8	56.7	-
9:54	37.8	-	9:54	55.5	56.6	-
9:55	22.0	25.5	9:55	55.5	56.5	-
9:56	35.0	26.3	9:56	56.0	56.5	-
9:57	41.3	26.9	9:57	54.5	56.3	-
9:58	19.8	25.4	9:58	54.5	56.2	-
9:59	28.8	25.4	9:59	57.3	56.2	-
10:00	20.5	24.9	10:00	54.3	56.0	-
10:01	15.8	24.8	10:01	54.5	55.7	-
10:02	18.8	25.0	10:02	53.0	55.5	-
10:03	13.3	24.4	10:03	52.8	55.3	-
10:04	13.8	23.3	10:04	52.5	55.1	-
10:05	19.5	23.4	10:05	52.5	54.9	-
10:06	16.0	23.2	10:06	52.3	54.5	-
10:07	24.5	23.6	10:07	52.5	54.3	-
10:08	21.5	23.2	10:08	58.5	54.4	-
10:09	13.8	21.6	10:09	53.5	54.3	-
10:10	13.5	21.0	10:10	53.5	54.1	-
10:11	14.0	19.6	10:11	51.3	53.8	-
10:12	18.5	18.1	10:12	50.8	53.6	-
10:13	16.8	17.9	10:13	64.3	54.2	-
10:14	16.0	17.1	10:14	57.5	54.2	-
10:15	18.3	16.9	10:15	59.0	54.6	-
10:16	14.8	16.9	10:16	56.3	54.7	-
10:17	16.5	16.7	10:17	53.8	54.7	-

Grand Union Bowling Alley Site
BCP #360222
150 Westchester Avenue, Port Chester
February 21, 2025

PARTICULATE DATA						
Upwind			Downwind			Exceeds Particulate Alarm Limit
Time	Concentration (ug/m^3)	15-Min Avg Concentration (ug/m^3)	Time	Concentration (ug/m^3)	15-Min Avg Concentration (ug/m^3)	
10:18	15.8	16.9	10:18	50.8	54.6	-
10:19	20.3	17.3	10:19	50.5	54.5	-
10:20	15.8	17.1	10:20	51.8	54.4	-
10:21	15.3	17.0	10:21	50.5	54.3	-
10:22	16.8	16.5	10:22	50.0	54.1	-
10:23	15.0	16.1	10:23	50.5	53.6	-
10:24	15.8	16.2	10:24	50.0	53.4	-
10:25	15.3	16.3	10:25	54.8	53.4	-
10:26	19.0	16.6	10:26	50.3	53.4	-
10:27	15.5	16.4	10:27	48.5	53.2	-
10:28	15.8	16.4	10:28	48.5	52.2	-
10:29	23.5	16.9	10:29	48.5	51.6	-
10:30	44.0	18.6	10:30	50.5	51.0	-
10:31	14.8	18.6	10:31	48.0	50.5	-
10:32	15.8	18.5	10:32	47.5	50.0	-
10:33	60.0	21.5	10:33	48.0	49.9	-
10:34	20.0	21.5	10:34	49.0	49.8	-
10:35	16.8	21.5	10:35	47.8	49.5	-
10:36	14.3	21.5	10:36	47.8	49.3	-
10:37	15.3	21.4	10:37	46.8	49.1	-
10:38	14.3	21.3	10:38	47.3	48.9	-
10:39	15.0	21.3	10:39	47.5	48.7	-
10:40	18.8	21.5	10:40	47.3	48.2	-
10:41	15.5	21.3	10:41	48.0	48.1	-
10:42	14.5	21.2	10:42	47.3	48.0	-
10:43	15.8	21.2	10:43	48.3	48.0	-
10:44	16.3	20.7	10:44	47.8	47.9	-
10:45	16.8	18.9	10:45	47.8	47.7	-
10:46	18.3	19.1	10:46	47.0	47.7	-
10:47	28.0	20.0	10:47	51.3	47.9	-
10:48	21.0	17.4	10:48	73.0	49.6	-
10:49	18.5	17.3	10:49	55.5	50.0	-
10:50	17.8	17.3	10:50	48.5	50.1	-
10:51	15.0	17.4	10:51	48.0	50.1	-
10:52	14.8	17.3	10:52	47.5	50.1	-
10:53	16.0	17.5	10:53	92.0	53.1	-
10:54	19.5	17.8	10:54	86.5	55.7	-
10:55	18.0	17.7	10:55	49.0	55.8	-
10:56	17.0	17.8	10:56	49.0	55.9	-
10:57	15.5	17.9	10:57	48.3	56.0	-
10:58	16.5	17.9	10:58	48.3	56.0	-
10:59	16.8	18.0	10:59	48.3	56.0	-
11:00	15.0	17.8	11:00	48.0	56.0	-
11:01	15.0	17.6	11:01	48.5	56.1	-
11:02	14.5	16.7	11:02	48.0	55.9	-
11:03	14.5	16.3	11:03	47.3	54.2	-
11:04	15.8	16.1	11:04	48.0	53.7	-

Grand Union Bowling Alley Site
BCP #360222
150 Westchester Avenue, Port Chester
February 21, 2025

PARTICULATE DATA						
Upwind			Downwind			Exceeds Particulate Alarm Limit
Time	Concentration (ug/m^3)	15-Min Avg Concentration (ug/m^3)	Time	Concentration (ug/m^3)	15-Min Avg Concentration (ug/m^3)	
11:05	14.0	15.9	11:05	48.0	53.6	-
11:06	15.3	15.9	11:06	50.0	53.8	-
11:07	18.3	16.1	11:07	48.3	53.8	-
11:08	23.0	16.6	11:08	48.3	50.9	-
11:09	20.8	16.7	11:09	48.8	48.4	-
11:10	17.0	16.6	11:10	48.0	48.3	-
11:11	16.5	16.6	11:11	48.5	48.3	-
11:12	17.0	16.7	11:12	50.3	48.4	-
11:13	17.8	16.7	11:13	49.0	48.5	-
11:14	15.8	16.7	11:14	50.5	48.6	-
11:15	13.5	16.6	11:15	47.5	48.6	-
11:16	13.8	16.5	11:16	49.8	48.7	-
11:17	15.0	16.5	11:17	48.3	48.7	-
11:18	15.3	16.6	11:18	48.5	48.8	-
11:19	22.8	17.0	11:19	48.5	48.8	-
11:20	25.5	17.8	11:20	48.3	48.8	-
11:21	14.8	17.8	11:21	48.8	48.7	-
11:22	17.8	17.7	11:22	49.5	48.8	-
11:23	14.3	17.2	11:23	48.0	48.8	-
11:24	14.8	16.8	11:24	49.3	48.8	-
11:25	16.8	16.7	11:25	48.8	48.9	-
11:26	13.0	16.5	11:26	48.8	48.9	-
11:27	13.8	16.3	11:27	51.0	49.0	-
11:28	15.5	16.1	11:28	48.8	48.9	-
11:29	13.8	16.0	11:29	48.3	48.8	-
11:30	15.0	16.1	11:30	48.0	48.8	-
11:31	14.5	16.2	11:31	48.0	48.7	-
11:32	14.3	16.1	11:32	48.0	48.7	-
11:33	12.5	15.9	11:33	49.0	48.7	-
11:34	16.3	15.5	11:34	49.0	48.8	-
11:35	16.3	14.9	11:35	49.5	48.8	-
11:36	15.0	14.9	11:36	48.3	48.8	-
11:37	19.3	15.0	11:37	47.8	48.7	-
11:38	15.8	15.1	11:38	49.0	48.8	-
11:39	24.0	15.7	11:39	53.5	49.0	-
11:40	20.5	16.0	11:40	48.3	49.0	-
11:41	14.0	16.0	11:41	49.3	49.0	-
11:42	13.8	16.0	11:42	50.8	49.0	-
11:43	15.0	16.0	11:43	50.0	49.1	-
11:44	14.5	16.0	11:44	48.5	49.1	-
11:45	13.8	16.0	11:45	51.3	49.3	-
11:46	14.0	15.9	11:46	57.0	49.9	-
11:47	14.3	15.9	11:47	49.5	50.0	-
11:48	15.0	16.1	11:48	48.3	50.0	-
11:49	13.8	15.9	11:49	49.5	50.0	-
11:50	14.3	15.8	11:50	48.5	50.0	-
11:51	14.8	15.8	11:51	48.8	50.0	-

Grand Union Bowling Alley Site
BCP #360222
150 Westchester Avenue, Port Chester
February 21, 2025

PARTICULATE DATA						
Upwind			Downwind			Exceeds Particulate Alarm Limit
Time	Concentration (ug/m^3)	15-Min Avg Concentration (ug/m^3)	Time	Concentration (ug/m^3)	15-Min Avg Concentration (ug/m^3)	
11:52	16.5	15.6	11:52	49.3	50.1	-
11:53	15.3	15.6	11:53	48.3	50.0	-
11:54	15.3	15.0	11:54	50.5	49.8	-
11:55	12.3	14.4	11:55	50.0	50.0	-
11:56	11.5	14.3	11:56	49.3	50.0	-
11:57	14.0	14.3	11:57	59.5	50.5	-
11:58	15.0	14.3	11:58	49.5	50.5	-
11:59	12.0	14.1	11:59	49.5	50.6	-
12:00	12.5	14.0	12:00	49.0	50.4	-
12:01	11.8	13.9	12:01	49.0	49.9	-
12:02	11.8	13.7	12:02	48.0	49.8	-
12:03	11.3	13.5	12:03	48.3	49.8	-
12:04	10.5	13.2	12:04	48.8	49.7	-
12:05	12.5	13.1	12:05	48.3	49.7	-
12:06	14.0	13.1	12:06	49.5	49.8	-
12:07	10.8	12.7	12:07	49.0	49.8	-
12:08	15.3	12.7	12:08	48.8	49.8	-
12:09	11.8	12.5	12:09	48.8	49.7	-
12:10	11.8	12.4	12:10	48.3	49.6	-
12:11	18.3	12.9	12:11	49.8	49.6	-
12:12	11.5	12.7	12:12	49.5	48.9	-
12:13	12.5	12.5	12:13	48.5	48.9	-
12:14	15.3	12.8	12:14	49.3	48.8	-
12:15	13.0	12.8	12:15	49.8	48.9	-
12:16	18.3	13.2	12:16	52.5	49.1	-
12:17	12.3	13.3	12:17	50.0	49.3	-
12:18	9.5	13.1	12:18	49.0	49.3	-
12:19	14.5	13.4	12:19	48.3	49.3	-
12:20	11.8	13.4	12:20	49.0	49.3	-
12:21	15.0	13.4	12:21	49.0	49.3	-
12:22	14.0	13.6	12:22	48.8	49.3	-
12:23	11.8	13.4	12:23	49.0	49.3	-
12:24	18.5	13.9	12:24	48.3	49.3	-
12:25	15.0	14.1	12:25	48.3	49.3	-
12:26	14.3	13.8	12:26	48.5	49.2	-
12:27	15.3	14.1	12:27	49.0	49.1	-
12:28	10.5	13.9	12:28	49.0	49.2	-
12:29	18.5	14.1	12:29	49.0	49.2	-
12:30	13.0	14.1	12:30	49.3	49.1	-
12:31	12.3	13.7	12:31	49.5	48.9	-
12:32	17.0	14.1	12:32	52.3	49.1	-
12:33	25.5	15.1	12:33	51.5	49.2	-
12:34	11.5	14.9	12:34	48.8	49.3	-
12:35	40.3	16.8	12:35	49.5	49.3	-
12:36	11.8	16.6	12:36	49.5	49.3	-
12:37	13.8	16.6	12:37	50.5	49.5	-
12:38	10.3	16.5	12:38	49.0	49.5	-

Grand Union Bowling Alley Site
BCP #360222
150 Westchester Avenue, Port Chester
February 21, 2025

PARTICULATE DATA						
Upwind			Downwind			Exceeds Particulate Alarm Limit
Time	Concentration (ug/m^3)	15-Min Avg Concentration (ug/m^3)	Time	Concentration (ug/m^3)	15-Min Avg Concentration (ug/m^3)	
12:39	15.0	16.3	12:39	48.5	49.5	-
12:40	17.0	16.4	12:40	48.3	49.5	-
12:41	9.5	16.1	12:41	48.8	49.5	-
12:42	16.3	16.1	12:42	48.3	49.4	-
12:43	17.3	16.6	12:43	50.3	49.5	-
12:44	56.8	19.1	12:44	49.0	49.5	-
12:45	12.0	19.1	12:45	49.5	49.5	-
12:46	11.8	19.0	12:46	48.8	49.5	-
12:47	12.8	18.8	12:47	48.3	49.2	-
12:48	10.0	17.7	12:48	49.0	49.1	-
12:49	16.3	18.0	12:49	48.3	49.0	-
12:50	13.0	16.2	12:50	49.0	49.0	-
12:51	11.8	16.2	12:51	54.8	49.3	-
12:52	10.0	16.0	12:52	48.5	49.2	-
12:53	14.8	16.3	12:53	48.3	49.2	-
12:54	15.3	16.3	12:54	49.0	49.2	-
12:55	12.0	16.0	12:55	49.3	49.3	-
12:56	11.3	16.1	12:56	48.8	49.3	-
12:57	10.3	15.7	12:57	49.0	49.3	-
12:58	13.3	15.4	12:58	49.3	49.2	-
12:59	11.8	12.4	12:59	50.3	49.3	-
13:00	12.3	12.4	13:00	48.8	49.3	-
13:01	12.3	12.5	13:01	49.0	49.3	-
13:02	16.0	12.7	13:02	48.8	49.3	-
13:03	11.5	12.8	13:03	49.5	49.4	-
13:04	11.3	12.4	13:04	49.5	49.4	-
13:05	11.0	12.3	13:05	50.0	49.5	-
13:06	11.0	12.3	13:06	50.5	49.2	-
13:07	12.5	12.4	13:07	49.5	49.3	-
13:08	11.3	12.2	13:08	49.8	49.4	-
13:09	13.3	12.1	13:09	50.3	49.5	-
13:10	14.8	12.2	13:10	49.3	49.5	-
13:11	11.0	12.2	13:11	49.0	49.5	-
13:12	17.3	12.7	13:12	51.8	49.7	-
13:13	14.5	12.8	13:13	54.5	50.0	-
13:14	12.3	12.8	13:14	49.5	50.0	-
13:15	10.3	12.7	13:15	49.0	50.0	-
13:16	15.5	12.9	13:16	50.5	50.1	-
13:17	17.3	13.0	13:17	50.3	50.2	-
13:18	13.8	13.1	13:18	49.5	50.2	-
13:19	13.3	13.3	13:19	50.5	50.3	-
13:20	15.5	13.6	13:20	49.8	50.2	-
13:21	13.0	13.7	13:21	49.5	50.2	-
13:22	22.5	14.4	13:22	50.0	50.2	-
13:23	9.3	14.2	13:23	49.8	50.2	-
13:24	8.5	13.9	13:24	49.5	50.2	-
13:25	10.8	13.6	13:25	50.0	50.2	-

Grand Union Bowling Alley Site
BCP #360222
150 Westchester Avenue, Port Chester
February 21, 2025

PARTICULATE DATA						
Upwind			Downwind			Exceeds Particulate Alarm Limit
Time	Concentration (ug/m^3)	15-Min Avg Concentration (ug/m^3)	Time	Concentration (ug/m^3)	15-Min Avg Concentration (ug/m^3)	
13:26	10.0	13.6	13:26	49.3	50.2	-
13:27	12.3	13.2	13:27	49.0	50.0	-
13:28	14.3	13.2	13:28	50.5	49.8	-
13:29	15.5	13.4	13:29	50.3	49.8	-
13:30	14.5	13.7	13:30	50.3	49.9	-
13:31	9.8	13.3	13:31	49.5	49.8	-
13:32	15.5	13.2	13:32	50.3	49.8	-
13:33	12.8	13.2	13:33	50.0	49.9	-
13:34	11.3	13.0	13:34	49.8	49.8	-
13:35	11.0	12.7	13:35	49.8	49.8	-
13:36	10.3	12.5	13:36	49.5	49.8	-
13:37	13.0	11.9	13:37	50.0	49.8	-
13:38	10.8	12.0	13:38	49.5	49.8	-
13:39	9.0	12.0	13:39	49.8	49.8	-
13:40	10.5	12.0	13:40	49.3	49.8	-
13:41	12.3	12.2	13:41	50.5	49.9	-
13:42	11.5	12.1	13:42	50.0	49.9	-
13:43	10.5	11.9	13:43	50.5	49.9	-
13:44	11.8	11.6	13:44	50.5	49.9	-
13:45	12.5	11.5	13:45	49.3	49.9	-
13:46	14.8	11.8	13:46	51.0	50.0	-
13:47	14.5	11.8	13:47	50.0	50.0	-
13:48	11.8	11.7	13:48	50.0	50.0	-
13:49	11.8	11.7	13:49	49.5	49.9	-
13:50	11.0	11.7	13:50	50.0	50.0	-
13:51	9.5	11.7	13:51	50.0	50.0	-
13:52	11.5	11.6	13:52	49.5	50.0	-
13:53	11.3	11.6	13:53	49.8	50.0	-
13:54	13.3	11.9	13:54	50.5	50.0	-
13:55	10.0	11.9	13:55	50.5	50.1	-
13:56	12.3	11.9	13:56	52.0	50.2	-
13:57	11.3	11.8	13:57	50.8	50.3	-
13:58	11.5	11.9	13:58	51.3	50.3	-
13:59	9.5	11.8	13:59	52.8	50.5	-
14:00	9.3	11.5	14:00	50.5	50.5	-
14:01	9.3	11.2	14:01	51.0	50.5	-
14:02	16.3	11.3	14:02	51.0	50.6	-
14:03	18.5	11.7	14:03	52.3	50.8	-
14:04	14.5	11.9	14:04	50.3	50.8	-
14:05	10.5	11.9	14:05	52.0	50.9	-
14:06	11.3	12.0	14:06	51.0	51.0	-
14:07	9.3	11.9	14:07	49.5	51.0	-
14:08	14.3	12.1	14:08	49.8	51.0	-
14:09	14.5	12.1	14:09	49.8	51.0	-
14:10	11.0	12.2	14:10	50.3	50.9	-
14:11	12.3	12.2	14:11	50.8	50.9	-
14:12	10.0	12.1	14:12	53.3	51.0	-

Grand Union Bowling Alley Site
BCP #360222
150 Westchester Avenue, Port Chester
February 21, 2025

PARTICULATE DATA						
Upwind			Downwind			Exceeds Particulate Alarm Limit
Time	Concentration (ug/m^3)	15-Min Avg Concentration (ug/m^3)	Time	Concentration (ug/m^3)	15-Min Avg Concentration (ug/m^3)	
14:13	13.3	12.2	14:13	51.3	51.0	-
14:14	17.8	12.8	14:14	61.8	51.6	-
14:15	9.5	12.8	14:15	50.0	51.6	-
14:16	11.0	12.9	14:16	50.5	51.6	-
14:17	12.5	12.7	14:17	50.5	51.5	-
14:18	10.8	12.2	14:18	52.0	51.5	-
14:19	12.0	12.0	14:19	50.5	51.5	-
14:20	11.8	12.1	14:20	50.0	51.4	-
14:21	10.8	12.0	14:21	49.8	51.3	-
14:22	9.5	12.1	14:22	49.8	51.3	-
14:23	11.5	11.9	14:23	49.8	51.3	-
14:24	9.3	11.5	14:24	50.8	51.4	-
14:25	10.5	11.5	14:25	51.0	51.4	-
14:26	11.3	11.4	14:26	49.8	51.4	-
14:27	12.5	11.6	14:27	50.5	51.2	-
14:28	11.8	11.5	14:28	51.3	51.2	-
14:29	16.5	11.4	14:29	50.3	50.4	-
14:30	20.3	12.1	14:30	50.8	50.5	-
14:31	11.8	12.2	14:31	52.0	50.6	-
14:32	15.3	12.4	14:32	51.3	50.6	-
14:33	12.8	12.5	14:33	94.3	53.4	-
14:34	11.5	12.5	14:34	51.5	53.5	-
14:35	10.5	12.4	14:35	50.5	53.5	-
14:36	15.5	12.7	14:36	50.5	53.6	-
14:37	12.3	12.9	14:37	49.8	53.6	-
14:38	11.0	12.8	14:38	49.0	53.5	-
14:39	12.5	13.1	14:39	50.0	53.5	-
14:40	18.3	13.6	14:40	51.8	53.5	-
14:41	13.3	13.7	14:41	49.8	53.5	-
14:42	20.8	14.3	14:42	51.3	53.6	-
14:43	11.8	14.3	14:43	49.8	53.5	-
14:44	10.0	13.8	14:44	49.8	53.5	-
14:45	10.5	13.2	14:45	49.8	53.4	-
14:46	11.5	13.2	14:46	49.5	53.2	-
14:47	11.3	12.9	14:47	51.0	53.2	-
14:48	10.0	12.7	14:48	50.5	50.3	-
14:49	13.3	12.8	14:49	49.8	50.2	-
14:50	14.5	13.1	14:50	49.5	50.1	-
14:51	13.3	12.9	14:51	51.8	50.2	-
14:52	17.0	13.3	14:52	51.8	50.3	-
14:53	11.0	13.3	14:53	62.5	51.2	-
14:54	10.0	13.1	14:54	52.3	51.4	-
14:55	13.0	12.7	14:55	52.3	51.4	-
14:56	9.5	12.5	14:56	52.3	51.6	-
14:57	12.0	11.9	14:57	50.3	51.5	-
14:58	10.5	11.8	14:58	50.5	51.6	-
14:59	11.3	11.9	14:59	50.0	51.6	-

Grand Union Bowling Alley Site
BCP #360222
150 Westchester Avenue, Port Chester
February 21, 2025

PARTICULATE DATA						
Upwind			Downwind			Exceeds Particulate Alarm Limit
Time	Concentration (ug/m^3)	15-Min Avg Concentration (ug/m^3)	Time	Concentration (ug/m^3)	15-Min Avg Concentration (ug/m^3)	
15:00	12.0	12.0	15:00	50.0	51.6	-
15:01	11.3	12.0	15:01	50.8	51.7	-
15:02	14.3	12.2	15:02	49.8	51.6	-
15:03	15.8	12.6	15:03	49.8	51.5	-
15:04	10.3	12.4	15:04	49.8	51.5	-
15:05	27.0	13.2	15:05	51.5	51.7	-
15:06	10.5	13.0	15:06	49.5	51.5	-
15:07	11.0	12.6	15:07	50.3	51.4	-
15:08	12.8	12.7	15:08	49.5	50.6	-
15:09	12.8	12.9	15:09	50.3	50.4	-
15:10	15.5	13.1	15:10	51.8	50.4	-
15:11	13.5	13.4	15:11	54.3	50.5	-
15:12	10.0	13.2	15:12	50.5	50.5	-
15:13	11.3	13.3	15:13	50.0	50.5	-
15:14	17.0	13.7	15:14	49.8	50.5	-
15:15	13.5	13.8	15:15	50.3	50.5	-
15:16	15.0	14.0	15:16	50.5	50.5	-
15:17	10.5	13.8	15:17	50.5	50.5	-
15:18	10.3	13.4	15:18	50.8	50.6	-
15:19	11.3	13.5	15:19	49.5	50.6	-
15:20	10.5	12.4	15:20	49.5	50.5	-
15:21	10.8	12.4	15:21	50.0	50.5	-
15:22	15.5	12.7	15:22	51.5	50.6	-
15:23	12.0	12.6	15:23	51.3	50.7	-
15:24	9.8	12.4	15:24	50.3	50.7	-
15:25	17.0	12.5	15:25	49.5	50.5	-
15:26	10.5	12.3	15:26	49.5	50.2	-
15:27	13.3	12.5	15:27	51.3	50.3	-
15:28	9.3	12.4	15:28	49.8	50.3	-
15:29	10.0	11.9	15:29	50.5	50.3	-
15:30	10.8	11.8	15:30	49.3	50.2	-
15:31	10.3	11.4	15:31	53.5	50.4	-
15:32	10.3	11.4	15:32	49.5	50.4	-

Grand Union Bowling Alley Site
BCP #360222
150 Westchester Avenue, Port Chester
February 21, 2025

Friday, February 21, 2025						
					Number of Instances Where Downwind VOCs Exceeds Upwind VOCs + 5 =	0
					Number of Comparable Data Points =	338
					Start Time:	9:38
					End Time:	15:32
PID DATA						
Upwind			Downwind			Exceeds VOC Alarm Limit
Time	Concentration (ppm)	15-Min Avg Concentration (ppm)	Time	Concentration (ppm)	15-Min Avg Concentration (ppm)	
9:38	-	-	9:38	0.0	-	-
9:39	-	-	9:39	0.0	-	-
9:40	0.0	-	9:40	0.0	-	-
9:41	0.0	-	9:41	0.0	-	-
9:42	0.0	-	9:42	0.0	-	-
9:43	0.0	-	9:43	0.0	-	-
9:44	0.0	-	9:44	0.0	-	-
9:45	0.0	-	9:45	0.0	-	-
9:46	0.0	-	9:46	0.0	-	-
9:47	0.0	-	9:47	0.0	-	-
9:48	0.0	-	9:48	0.0	-	-
9:49	0.0	-	9:49	0.0	-	-
9:50	0.0	-	9:50	0.0	-	-
9:51	0.0	-	9:51	0.0	-	-
9:52	0.0	-	9:52	0.0	-	-
9:53	0.0	-	9:53	0.0	0.0	-
9:54	0.0	-	9:54	0.0	0.0	-
9:55	0.0	0.0	9:55	0.0	0.0	-
9:56	0.0	0.0	9:56	0.0	0.0	-
9:57	0.0	0.0	9:57	0.0	0.0	-
9:58	0.0	0.0	9:58	0.0	0.0	-
9:59	0.0	0.0	9:59	0.0	0.0	-
10:00	0.0	0.0	10:00	0.0	0.0	-
10:01	0.0	0.0	10:01	0.0	0.0	-
10:02	0.0	0.0	10:02	0.0	0.0	-
10:03	0.0	0.0	10:03	0.0	0.0	-
10:04	0.0	0.0	10:04	0.0	0.0	-
10:05	0.0	0.0	10:05	0.0	0.0	-
10:06	0.0	0.0	10:06	0.0	0.0	-
10:07	0.0	0.0	10:07	0.0	0.0	-
10:08	0.0	0.0	10:08	0.0	0.0	-
10:09	0.0	0.0	10:09	0.0	0.0	-
10:10	0.0	0.0	10:10	0.0	0.0	-
10:11	0.0	0.0	10:11	0.0	0.0	-
10:12	0.0	0.0	10:12	0.0	0.0	-
10:13	0.0	0.0	10:13	0.0	0.0	-
10:14	0.0	0.0	10:14	0.0	0.0	-
10:15	0.0	0.0	10:15	0.0	0.0	-
10:16	0.0	0.0	10:16	0.0	0.0	-
10:17	0.0	0.0	10:17	0.0	0.0	-
10:18	0.0	0.0	10:18	0.0	0.0	-
10:19	0.0	0.0	10:19	0.0	0.0	-
10:20	0.0	0.0	10:20	0.0	0.0	-
10:21	0.0	0.0	10:21	0.0	0.0	-

Grand Union Bowling Alley Site
BCP #360222
150 Westchester Avenue, Port Chester
February 21, 2025

PID DATA						
Upwind			Downwind			
Time	Concentration (ppm)	15-Min Avg Concentration (ppm)	Time	Concentration (ppm)	15-Min Avg Concentration (ppm)	Exceeds VOC Alarm Limit
10:22	0.0	0.0	10:22	0.0	0.0	-
10:23	0.0	0.0	10:23	0.0	0.0	-
10:24	0.0	0.0	10:24	0.0	0.0	-
10:25	0.0	0.0	10:25	0.0	0.0	-
10:26	0.0	0.0	10:26	0.0	0.0	-
10:27	0.0	0.0	10:27	0.0	0.0	-
10:28	0.0	0.0	10:28	0.0	0.0	-
10:29	0.0	0.0	10:29	0.0	0.0	-
10:30	0.0	0.0	10:30	0.0	0.0	-
10:31	0.0	0.0	10:31	0.0	0.0	-
10:32	0.0	0.0	10:32	0.0	0.0	-
10:33	0.0	0.0	10:33	0.0	0.0	-
10:34	0.0	0.0	10:34	0.0	0.0	-
10:35	0.0	0.0	10:35	0.0	0.0	-
10:36	0.0	0.0	10:36	0.0	0.0	-
10:37	0.0	0.0	10:37	0.0	0.0	-
10:38	0.0	0.0	10:38	0.0	0.0	-
10:39	0.0	0.0	10:39	0.0	0.0	-
10:40	0.0	0.0	10:40	0.0	0.0	-
10:41	0.0	0.0	10:41	0.0	0.0	-
10:42	0.0	0.0	10:42	0.0	0.0	-
10:43	0.0	0.0	10:43	0.0	0.0	-
10:44	0.0	0.0	10:44	0.0	0.0	-
10:45	0.0	0.0	10:45	0.0	0.0	-
10:46	0.0	0.0	10:46	0.0	0.0	-
10:47	0.0	0.0	10:47	0.0	0.0	-
10:48	0.0	0.0	10:48	0.0	0.0	-
10:49	0.0	0.0	10:49	0.0	0.0	-
10:50	0.0	0.0	10:50	0.0	0.0	-
10:51	0.0	0.0	10:51	0.0	0.0	-
10:52	0.0	0.0	10:52	0.0	0.0	-
10:53	0.0	0.0	10:53	0.0	0.0	-
10:54	0.0	0.0	10:54	0.0	0.0	-
10:55	0.0	0.0	10:55	0.0	0.0	-
10:56	0.0	0.0	10:56	0.0	0.0	-
10:57	0.0	0.0	10:57	0.0	0.0	-
10:58	0.0	0.0	10:58	0.0	0.0	-
10:59	0.0	0.0	10:59	0.0	0.0	-
11:00	0.0	0.0	11:00	0.0	0.0	-
11:01	0.0	0.0	11:01	0.0	0.0	-
11:02	0.0	0.0	11:02	0.0	0.0	-
11:03	0.0	0.0	11:03	0.0	0.0	-
11:04	0.0	0.0	11:04	0.0	0.0	-
11:05	0.0	0.0	11:05	0.0	0.0	-
11:06	0.0	0.0	11:06	0.0	0.0	-
11:07	0.0	0.0	11:07	0.0	0.0	-
11:08	0.0	0.0	11:08	0.0	0.0	-
11:09	0.0	0.0	11:09	0.0	0.0	-
11:10	0.0	0.0	11:10	0.0	0.0	-

Grand Union Bowling Alley Site
BCP #360222
150 Westchester Avenue, Port Chester
February 21, 2025

PID DATA						
Upwind			Downwind			
Time	Concentration (ppm)	15-Min Avg Concentration (ppm)	Time	Concentration (ppm)	15-Min Avg Concentration (ppm)	Exceeds VOC Alarm Limit
11:11	0.0	0.0	11:11	0.0	0.0	-
11:12	0.0	0.0	11:12	0.0	0.0	-
11:13	0.0	0.0	11:13	0.0	0.0	-
11:14	0.0	0.0	11:14	0.0	0.0	-
11:15	0.0	0.0	11:15	0.0	0.0	-
11:16	0.0	0.0	11:16	0.0	0.0	-
11:17	0.0	0.0	11:17	0.0	0.0	-
11:18	0.0	0.0	11:18	0.0	0.0	-
11:19	0.0	0.0	11:19	0.0	0.0	-
11:20	0.0	0.0	11:20	0.0	0.0	-
11:21	0.0	0.0	11:21	0.0	0.0	-
11:22	0.0	0.0	11:22	0.0	0.0	-
11:23	0.0	0.0	11:23	0.0	0.0	-
11:24	0.0	0.0	11:24	0.0	0.0	-
11:25	0.0	0.0	11:25	0.0	0.0	-
11:26	0.0	0.0	11:26	0.0	0.0	-
11:27	0.0	0.0	11:27	0.0	0.0	-
11:28	0.0	0.0	11:28	0.0	0.0	-
11:29	0.0	0.0	11:29	0.0	0.0	-
11:30	0.0	0.0	11:30	0.0	0.0	-
11:31	0.0	0.0	11:31	0.0	0.0	-
11:32	0.0	0.0	11:32	0.0	0.0	-
11:33	0.0	0.0	11:33	0.0	0.0	-
11:34	0.0	0.0	11:34	0.0	0.0	-
11:35	0.0	0.0	11:35	0.0	0.0	-
11:36	0.0	0.0	11:36	0.0	0.0	-
11:37	0.0	0.0	11:37	0.0	0.0	-
11:38	0.0	0.0	11:38	0.0	0.0	-
11:39	0.0	0.0	11:39	0.0	0.0	-
11:40	0.0	0.0	11:40	0.0	0.0	-
11:41	0.0	0.0	11:41	0.0	0.0	-
11:42	0.0	0.0	11:42	0.0	0.0	-
11:43	0.0	0.0	11:43	0.0	0.0	-
11:44	0.0	0.0	11:44	0.0	0.0	-
11:45	0.0	0.0	11:45	0.0	0.0	-
11:46	0.0	0.0	11:46	0.0	0.0	-
11:47	0.0	0.0	11:47	0.0	0.0	-
11:48	0.0	0.0	11:48	0.0	0.0	-
11:49	0.0	0.0	11:49	0.0	0.0	-
11:50	0.0	0.0	11:50	0.0	0.0	-
11:51	0.0	0.0	11:51	0.0	0.0	-
11:52	0.0	0.0	11:52	0.0	0.0	-
11:53	0.0	0.0	11:53	0.0	0.0	-
11:54	0.0	0.0	11:54	0.0	0.0	-
11:55	0.0	0.0	11:55	0.0	0.0	-
11:56	0.0	0.0	11:56	0.0	0.0	-
11:57	0.0	0.0	11:57	0.0	0.0	-
11:58	0.0	0.0	11:58	0.0	0.0	-
11:59	0.0	0.0	11:59	0.0	0.0	-

Grand Union Bowling Alley Site
BCP #360222
150 Westchester Avenue, Port Chester
February 21, 2025

PID DATA						
Upwind			Downwind			
Time	Concentration (ppm)	15-Min Avg Concentration (ppm)	Time	Concentration (ppm)	15-Min Avg Concentration (ppm)	Exceeds VOC Alarm Limit
12:00	0.0	0.0	12:00	0.0	0.0	-
12:01	0.0	0.0	12:01	0.0	0.0	-
12:02	0.0	0.0	12:02	0.0	0.0	-
12:03	0.0	0.0	12:03	0.0	0.0	-
12:04	0.0	0.0	12:04	0.0	0.0	-
12:05	0.0	0.0	12:05	0.0	0.0	-
12:06	0.0	0.0	12:06	0.0	0.0	-
12:07	0.0	0.0	12:07	0.0	0.0	-
12:08	0.0	0.0	12:08	0.0	0.0	-
12:09	0.0	0.0	12:09	0.0	0.0	-
12:10	0.0	0.0	12:10	0.0	0.0	-
12:11	0.0	0.0	12:11	0.0	0.0	-
12:12	0.0	0.0	12:12	0.0	0.0	-
12:13	0.0	0.0	12:13	0.0	0.0	-
12:14	0.0	0.0	12:14	0.0	0.0	-
12:15	0.0	0.0	12:15	0.0	0.0	-
12:16	0.0	0.0	12:16	0.0	0.0	-
12:17	0.0	0.0	12:17	0.0	0.0	-
12:18	0.0	0.0	12:18	0.0	0.0	-
12:19	0.0	0.0	12:19	0.0	0.0	-
12:20	0.0	0.0	12:20	0.0	0.0	-
12:21	0.0	0.0	12:21	0.0	0.0	-
12:22	0.0	0.0	12:22	0.0	0.0	-
12:23	0.0	0.0	12:23	0.0	0.0	-
12:24	0.0	0.0	12:24	0.0	0.0	-
12:25	0.0	0.0	12:25	0.0	0.0	-
12:26	0.0	0.0	12:26	0.0	0.0	-
12:27	0.0	0.0	12:27	0.0	0.0	-
12:28	0.0	0.0	12:28	0.0	0.0	-
12:29	0.0	0.0	12:29	0.0	0.0	-
12:30	0.0	0.0	12:30	0.0	0.0	-
12:31	0.0	0.0	12:31	0.0	0.0	-
12:32	0.0	0.0	12:32	0.0	0.0	-
12:33	0.0	0.0	12:33	0.0	0.0	-
12:34	0.0	0.0	12:34	0.0	0.0	-
12:35	0.0	0.0	12:35	0.0	0.0	-
12:36	0.0	0.0	12:36	0.0	0.0	-
12:37	0.0	0.0	12:37	0.0	0.0	-
12:38	0.0	0.0	12:38	0.0	0.0	-
12:39	0.0	0.0	12:39	0.0	0.0	-
12:40	0.0	0.0	12:40	0.0	0.0	-
12:41	0.0	0.0	12:41	0.0	0.0	-
12:42	0.0	0.0	12:42	0.0	0.0	-
12:43	0.0	0.0	12:43	0.0	0.0	-
12:44	0.0	0.0	12:44	0.0	0.0	-
12:45	0.0	0.0	12:45	0.0	0.0	-
12:46	0.0	0.0	12:46	0.0	0.0	-
12:47	0.0	0.0	12:47	0.0	0.0	-
12:48	0.0	0.0	12:48	0.0	0.0	-

Grand Union Bowling Alley Site
BCP #360222
150 Westchester Avenue, Port Chester
February 21, 2025

PID DATA						
Upwind			Downwind			
Time	Concentration (ppm)	15-Min Avg Concentration (ppm)	Time	Concentration (ppm)	15-Min Avg Concentration (ppm)	Exceeds VOC Alarm Limit
12:49	0.0	0.0	12:49	0.0	0.0	-
12:50	0.0	0.0	12:50	0.0	0.0	-
12:51	0.0	0.0	12:51	0.0	0.0	-
12:52	0.0	0.0	12:52	0.0	0.0	-
12:53	0.0	0.0	12:53	0.0	0.0	-
12:54	0.0	0.0	12:54	0.0	0.0	-
12:55	0.0	0.0	12:55	0.0	0.0	-
12:56	0.0	0.0	12:56	0.0	0.0	-
12:57	0.0	0.0	12:57	0.0	0.0	-
12:58	0.0	0.0	12:58	0.0	0.0	-
12:59	0.0	0.0	12:59	0.0	0.0	-
13:00	0.0	0.0	13:00	0.0	0.0	-
13:01	0.0	0.0	13:01	0.0	0.0	-
13:02	0.0	0.0	13:02	0.0	0.0	-
13:03	0.0	0.0	13:03	0.0	0.0	-
13:04	0.0	0.0	13:04	0.0	0.0	-
13:05	0.0	0.0	13:05	0.0	0.0	-
13:06	0.0	0.0	13:06	0.0	0.0	-
13:07	0.0	0.0	13:07	0.0	0.0	-
13:08	0.0	0.0	13:08	0.0	0.0	-
13:09	0.0	0.0	13:09	0.0	0.0	-
13:10	0.0	0.0	13:10	0.0	0.0	-
13:11	0.0	0.0	13:11	0.0	0.0	-
13:12	0.0	0.0	13:12	0.0	0.0	-
13:13	0.0	0.0	13:13	0.0	0.0	-
13:14	0.0	0.0	13:14	0.0	0.0	-
13:15	0.0	0.0	13:15	0.0	0.0	-
13:16	0.0	0.0	13:16	0.0	0.0	-
13:17	0.0	0.0	13:17	0.0	0.0	-
13:18	0.0	0.0	13:18	0.0	0.0	-
13:19	0.0	0.0	13:19	0.0	0.0	-
13:20	0.0	0.0	13:20	0.0	0.0	-
13:21	0.0	0.0	13:21	0.0	0.0	-
13:22	0.0	0.0	13:22	0.0	0.0	-
13:23	0.0	0.0	13:23	0.0	0.0	-
13:24	0.0	0.0	13:24	0.0	0.0	-
13:25	0.0	0.0	13:25	0.0	0.0	-
13:26	0.0	0.0	13:26	0.0	0.0	-
13:27	0.0	0.0	13:27	0.0	0.0	-
13:28	0.0	0.0	13:28	0.0	0.0	-
13:29	0.0	0.0	13:29	0.0	0.0	-
13:30	0.0	0.0	13:30	0.0	0.0	-
13:31	0.0	0.0	13:31	0.0	0.0	-
13:32	0.0	0.0	13:32	0.0	0.0	-
13:33	0.0	0.0	13:33	0.0	0.0	-
13:34	0.0	0.0	13:34	0.0	0.0	-
13:35	0.0	0.0	13:35	0.0	0.0	-
13:36	0.0	0.0	13:36	0.0	0.0	-
13:37	0.0	0.0	13:37	0.0	0.0	-

Grand Union Bowling Alley Site
BCP #360222
150 Westchester Avenue, Port Chester
February 21, 2025

PID DATA						
Upwind			Downwind			
Time	Concentration (ppm)	15-Min Avg Concentration (ppm)	Time	Concentration (ppm)	15-Min Avg Concentration (ppm)	Exceeds VOC Alarm Limit
13:38	0.0	0.0	13:38	0.0	0.0	-
13:39	0.0	0.0	13:39	0.0	0.0	-
13:40	0.0	0.0	13:40	0.0	0.0	-
13:41	0.0	0.0	13:41	0.0	0.0	-
13:42	0.0	0.0	13:42	0.0	0.0	-
13:43	0.0	0.0	13:43	0.0	0.0	-
13:44	0.0	0.0	13:44	0.0	0.0	-
13:45	0.0	0.0	13:45	0.0	0.0	-
13:46	0.0	0.0	13:46	0.0	0.0	-
13:47	0.0	0.0	13:47	0.0	0.0	-
13:48	0.0	0.0	13:48	0.0	0.0	-
13:49	0.0	0.0	13:49	0.0	0.0	-
13:50	0.0	0.0	13:50	0.0	0.0	-
13:51	0.0	0.0	13:51	0.0	0.0	-
13:52	0.0	0.0	13:52	0.0	0.0	-
13:53	0.0	0.0	13:53	0.0	0.0	-
13:54	0.0	0.0	13:54	0.0	0.0	-
13:55	0.0	0.0	13:55	0.0	0.0	-
13:56	0.0	0.0	13:56	0.0	0.0	-
13:57	0.0	0.0	13:57	0.0	0.0	-
13:58	0.0	0.0	13:58	0.0	0.0	-
13:59	0.0	0.0	13:59	0.0	0.0	-
14:00	0.0	0.0	14:00	0.0	0.0	-
14:01	0.0	0.0	14:01	0.0	0.0	-
14:02	0.0	0.0	14:02	0.0	0.0	-
14:03	0.0	0.0	14:03	0.0	0.0	-
14:04	0.0	0.0	14:04	0.0	0.0	-
14:05	0.0	0.0	14:05	0.0	0.0	-
14:06	0.0	0.0	14:06	0.0	0.0	-
14:07	0.0	0.0	14:07	0.0	0.0	-
14:08	0.0	0.0	14:08	0.0	0.0	-
14:09	0.0	0.0	14:09	0.0	0.0	-
14:10	0.0	0.0	14:10	0.0	0.0	-
14:11	0.0	0.0	14:11	0.0	0.0	-
14:12	0.0	0.0	14:12	0.0	0.0	-
14:13	0.0	0.0	14:13	0.0	0.0	-
14:14	0.0	0.0	14:14	0.0	0.0	-
14:15	0.0	0.0	14:15	0.0	0.0	-
14:16	0.0	0.0	14:16	0.0	0.0	-
14:17	0.0	0.0	14:17	0.0	0.0	-
14:18	0.0	0.0	14:18	0.0	0.0	-
14:19	0.0	0.0	14:19	0.0	0.0	-
14:20	0.0	0.0	14:20	0.0	0.0	-
14:21	0.0	0.0	14:21	0.0	0.0	-
14:22	0.0	0.0	14:22	0.0	0.0	-
14:23	0.0	0.0	14:23	0.0	0.0	-
14:24	0.0	0.0	14:24	0.0	0.0	-
14:25	0.0	0.0	14:25	0.0	0.0	-
14:26	0.0	0.0	14:26	0.0	0.0	-

Grand Union Bowling Alley Site
BCP #360222
150 Westchester Avenue, Port Chester
February 21, 2025

PID DATA						
Upwind			Downwind			
Time	Concentration (ppm)	15-Min Avg Concentration (ppm)	Time	Concentration (ppm)	15-Min Avg Concentration (ppm)	Exceeds VOC Alarm Limit
14:27	0.0	0.0	14:27	0.0	0.0	-
14:28	0.0	0.0	14:28	0.0	0.0	-
14:29	0.0	0.0	14:29	0.0	0.0	-
14:30	0.0	0.0	14:30	0.0	0.0	-
14:31	0.0	0.0	14:31	0.0	0.0	-
14:32	0.0	0.0	14:32	0.0	0.0	-
14:33	0.0	0.0	14:33	0.0	0.0	-
14:34	0.0	0.0	14:34	0.0	0.0	-
14:35	0.0	0.0	14:35	0.0	0.0	-
14:36	0.0	0.0	14:36	0.0	0.0	-
14:37	0.0	0.0	14:37	0.0	0.0	-
14:38	0.0	0.0	14:38	0.0	0.0	-
14:39	0.0	0.0	14:39	0.0	0.0	-
14:40	0.0	0.0	14:40	0.0	0.0	-
14:41	0.0	0.0	14:41	0.0	0.0	-
14:42	0.0	0.0	14:42	0.0	0.0	-
14:43	0.0	0.0	14:43	0.0	0.0	-
14:44	0.0	0.0	14:44	0.0	0.0	-
14:45	0.0	0.0	14:45	0.0	0.0	-
14:46	0.0	0.0	14:46	0.0	0.0	-
14:47	0.0	0.0	14:47	0.0	0.0	-
14:48	0.0	0.0	14:48	0.0	0.0	-
14:49	0.0	0.0	14:49	0.0	0.0	-
14:50	0.0	0.0	14:50	0.0	0.0	-
14:51	0.0	0.0	14:51	0.0	0.0	-
14:52	0.0	0.0	14:52	0.0	0.0	-
14:53	0.0	0.0	14:53	0.0	0.0	-
14:54	0.0	0.0	14:54	0.0	0.0	-
14:55	0.0	0.0	14:55	0.0	0.0	-
14:56	0.0	0.0	14:56	0.0	0.0	-
14:57	0.0	0.0	14:57	0.0	0.0	-
14:58	0.0	0.0	14:58	0.0	0.0	-
14:59	0.0	0.0	14:59	0.0	0.0	-
15:00	0.0	0.0	15:00	0.0	0.0	-
15:01	0.0	0.0	15:01	0.0	0.0	-
15:02	0.0	0.0	15:02	0.0	0.0	-
15:03	0.0	0.0	15:03	0.0	0.0	-
15:04	0.0	0.0	15:04	0.0	0.0	-
15:05	0.0	0.0	15:05	0.0	0.0	-
15:06	0.0	0.0	15:06	0.0	0.0	-
15:07	0.0	0.0	15:07	0.0	0.0	-
15:08	0.0	0.0	15:08	0.0	0.0	-
15:09	0.0	0.0	15:09	0.0	0.0	-
15:10	0.0	0.0	15:10	0.0	0.0	-
15:11	0.0	0.0	15:11	0.0	0.0	-
15:12	0.0	0.0	15:12	0.0	0.0	-
15:13	0.0	0.0	15:13	0.0	0.0	-
15:14	0.0	0.0	15:14	0.0	0.0	-
15:15	0.0	0.0	15:15	0.0	0.0	-

Grand Union Bowling Alley Site
BCP #360222
150 Westchester Avenue, Port Chester
February 21, 2025

PID DATA						
Upwind			Downwind			Exceeds VOC Alarm Limit
Time	Concentration (ppm)	15-Min Avg Concentration (ppm)	Time	Concentration (ppm)	15-Min Avg Concentration (ppm)	
15:16	0.0	0.0	15:16	0.0	0.0	-
15:17	0.0	0.0	15:17	0.0	0.0	-
15:18	0.0	0.0	15:18	0.0	0.0	-
15:19	0.0	0.0	15:19	0.0	0.0	-
15:20	0.0	0.0	15:20	0.0	0.0	-
15:21	0.0	0.0	15:21	0.0	0.0	-
15:22	0.0	0.0	15:22	0.0	0.0	-
15:23	0.0	0.0	15:23	0.0	0.0	-
15:24	0.0	0.0	15:24	0.0	0.0	-
15:25	0.0	0.0	15:25	0.0	0.0	-
15:26	0.0	0.0	15:26	0.0	0.0	-
15:27	0.0	0.0	15:27	0.0	0.0	-
15:28	0.0	0.0	15:28	0.0	0.0	-
15:29	0.0	0.0	15:29	0.0	0.0	-
15:30	0.0	0.0	15:30	0.0	0.0	-
15:31	0.0	0.0	15:31	0.0	0.0	-
15:32	0.0	0.0	15:32	0.0	0.0	-

SESI CONSULTING ENGINEERS

959 US-46 Floor 3, Suite 300 - Parsippany-Troy Hills, NJ

DAILY AIR MONITORING REPORT
150 Westchester Avenue
Port Chester, New York

02/22/2025

Rev. No. 0 | Page 1 of 2

Project Number: 11895A

Dust Action Level: 150 µg/m^3

VOC Action Level: 5 ppm

Weather Data Range for Work Day		Wind Direction	SW	Relative Humidity (%)	37.0 - 53.0	Daily Rain Total (in)	0.00	Readings in the summary table and graphs below are the reported downwind concentrations.
Temperature (°F)	32.0 - 41.0	Wind Speed (MPH)	2.7 - 4.8	Barometer (inHg)	30.30 - 30.40	Avg. Dew Point Temp (°F)	18.4	

Station Location	Daily Avg. Dust Concentration (µg/m^3)	Max 15-Min Dust Concentration (µg/m^3)	Time of Max Dust Reading	Daily Avg. VOC Concentration (ppm)	Max 15-Min VOC Concentration (ppm)	Time of Max VOC Reading
Upwind	37.3	155.4	13:31	0.0	0.0	11:28
Downwind	52.7	60.1	13:29	0.0	0.0	11:35

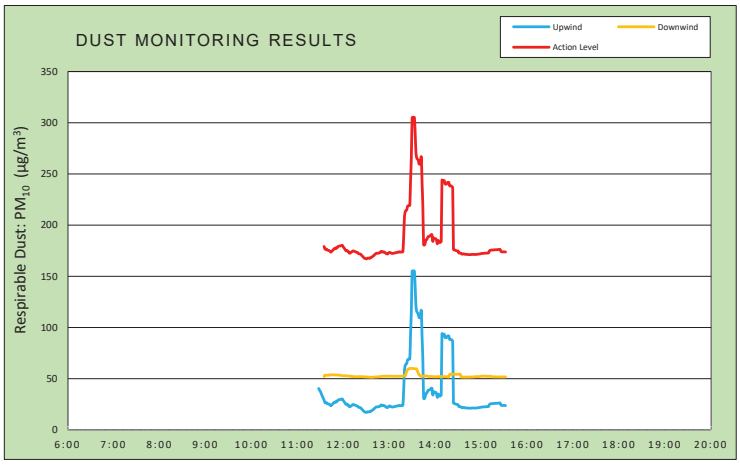

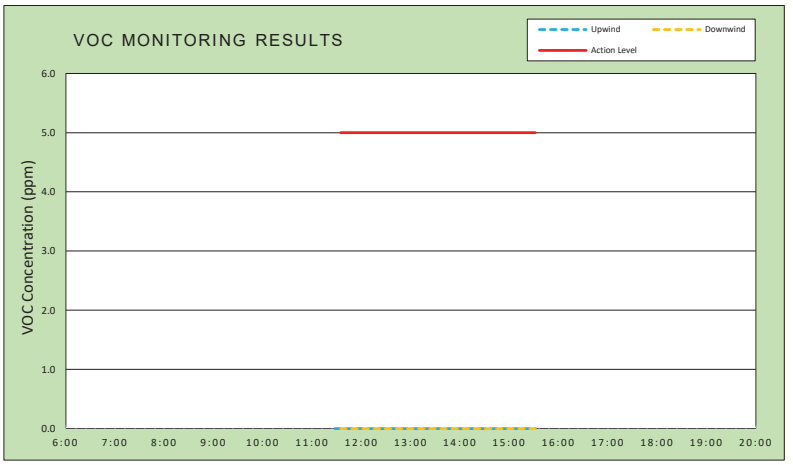

Air Monitoring Notes:

Weather Notes:

EMILCOTT
A Triumvirate Environmental Company

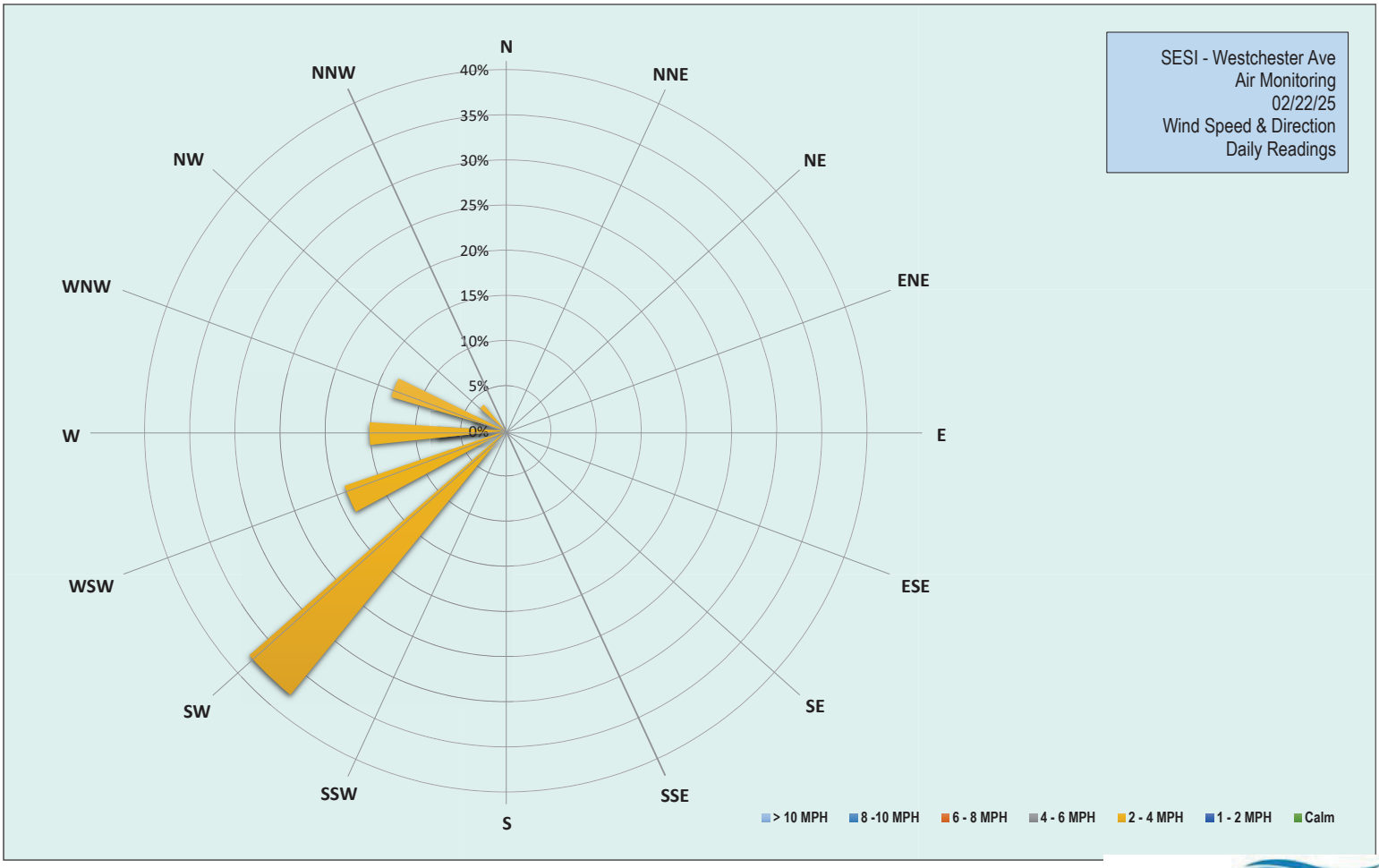

EMILCOTT
A Triumvirate Environmental Company

Grand Union Bowling Alley Site
BCP #360222
150 Westchester Avenue, Port Chester
February 22, 2025

Saturday, February 22, 2025						
Number of Instances Where Downwind Particulates Exceeds Upwind Particulate + 150 =						0
Number of Comparable Data Points =						238
Start Time:						11:13
End Time:						15:32
PARTICULATE DATA						
Upwind			Downwind			Exceeds Particulate Alarm Limit
Time	Concentration (ug/m^3)	15-Min Avg Concentration (ug/m^3)	Time	Concentration (ug/m^3)	15-Min Avg Concentration (ug/m^3)	
11:13	54.0	-	11:13	-	-	-
11:14	53.0	-	11:14	-	-	-
11:15	53.0	-	11:15	-	-	-
11:16	52.5	-	11:16	-	-	-
11:17	53.0	-	11:17	-	-	-
11:18	53.5	-	11:18	-	-	-
11:19	53.3	-	11:19	-	-	-
11:20	53.5	-	11:20	24.0	-	-
11:21	53.5	-	11:21	33.0	-	-
11:22	32.5	-	11:22	54.0	-	-
11:23	20.5	-	11:23	53.0	-	-
11:24	35.8	-	11:24	54.5	-	-
11:25	25.0	-	11:25	54.3	-	-
11:26	20.0	-	11:26	54.0	-	-
11:27	23.8	-	11:27	54.5	-	-
11:28	24.0	40.5	11:28	55.3	-	-
11:29	30.0	38.9	11:29	53.3	-	-
11:30	36.5	37.8	11:30	52.8	-	-
11:31	27.5	36.2	11:31	52.8	-	-
11:32	24.0	34.2	11:32	52.3	-	-
11:33	29.5	32.6	11:33	53.8	-	-
11:34	26.5	30.8	11:34	52.5	-	-
11:35	29.5	29.2	11:35	52.8	52.2	-
11:36	19.8	27.0	11:36	52.8	53.5	-
11:37	22.3	26.3	11:37	53.5	53.5	-
11:38	27.0	26.7	11:38	53.3	53.5	-
11:39	23.3	25.9	11:39	54.3	53.5	-
11:40	18.0	25.4	11:40	53.5	53.4	-
11:41	19.8	25.4	11:41	55.0	53.5	-
11:42	15.5	24.9	11:42	61.0	53.9	-
11:43	16.5	24.4	11:43	53.3	53.8	-
11:44	18.0	23.6	11:44	53.0	53.8	-
11:45	52.8	24.7	11:45	54.5	53.9	-
11:46	34.5	25.1	11:46	52.3	53.8	-
11:47	37.5	26.0	11:47	52.5	53.9	-
11:48	43.3	26.9	11:48	52.3	53.8	-
11:49	28.8	27.1	11:49	52.5	53.8	-
11:50	26.0	26.9	11:50	52.8	53.8	-
11:51	38.0	28.1	11:51	52.3	53.7	-
11:52	19.3	27.9	11:52	52.8	53.7	-
11:53	43.5	29.0	11:53	53.0	53.7	-
11:54	29.5	29.4	11:54	52.3	53.5	-

Grand Union Bowling Alley Site
BCP #360222
150 Westchester Avenue, Port Chester
February 22, 2025

PARTICULATE DATA						
Upwind			Downwind			Exceeds Particulate Alarm Limit
Time	Concentration (ug/m^3)	15-Min Avg Concentration (ug/m^3)	Time	Concentration (ug/m^3)	15-Min Avg Concentration (ug/m^3)	
11:55	21.3	29.6	11:55	56.0	53.7	-
11:56	21.3	29.7	11:56	52.0	53.5	-
11:57	19.0	29.9	11:57	55.8	53.1	-
11:58	19.8	30.2	11:58	52.5	53.1	-
11:59	19.5	30.3	11:59	52.8	53.1	-
12:00	30.0	28.7	12:00	52.5	52.9	-
12:01	21.5	27.9	12:01	52.0	52.9	-
12:02	20.5	26.7	12:02	52.3	52.9	-
12:03	25.3	25.5	12:03	52.5	52.9	-
12:04	19.8	24.9	12:04	51.8	52.9	-
12:05	32.3	25.4	12:05	51.5	52.8	-
12:06	19.5	24.1	12:06	51.8	52.8	-
12:07	20.5	24.2	12:07	51.3	52.7	-
12:08	20.0	22.6	12:08	52.0	52.6	-
12:09	31.0	22.7	12:09	52.5	52.6	-
12:10	29.8	23.3	12:10	52.3	52.4	-
12:11	28.3	23.8	12:11	52.3	52.4	-
12:12	29.8	24.5	12:12	51.8	52.1	-
12:13	25.0	24.8	12:13	52.8	52.1	-
12:14	17.5	24.7	12:14	52.5	52.1	-
12:15	22.5	24.2	12:15	52.3	52.1	-
12:16	18.8	24.0	12:16	51.5	52.1	-
12:17	17.5	23.8	12:17	51.3	52.0	-
12:18	17.8	23.3	12:18	52.5	52.0	-
12:19	17.5	23.2	12:19	52.5	52.0	-
12:20	17.0	22.2	12:20	51.5	52.0	-
12:21	17.3	22.0	12:21	52.0	52.1	-
12:22	17.5	21.8	12:22	52.5	52.1	-
12:23	16.0	21.5	12:23	51.5	52.1	-
12:24	16.0	20.5	12:24	51.8	52.1	-
12:25	18.5	19.8	12:25	51.5	52.0	-
12:26	17.3	19.1	12:26	51.3	51.9	-
12:27	16.8	18.2	12:27	51.5	51.9	-
12:28	15.8	17.6	12:28	51.8	51.9	-
12:29	17.0	17.5	12:29	51.8	51.8	-
12:30	15.5	17.1	12:30	51.5	51.8	-
12:31	21.8	17.3	12:31	51.3	51.7	-
12:32	26.0	17.8	12:32	51.5	51.8	-
12:33	16.8	17.8	12:33	51.0	51.7	-
12:34	15.5	17.6	12:34	51.3	51.6	-
12:35	17.0	17.6	12:35	51.3	51.6	-
12:36	31.5	18.6	12:36	51.3	51.5	-
12:37	18.3	18.6	12:37	51.5	51.4	-
12:38	23.8	19.2	12:38	52.3	51.5	-
12:39	27.5	19.9	12:39	52.0	51.5	-
12:40	23.3	20.2	12:40	53.0	51.6	-
12:41	32.3	21.2	12:41	53.0	51.7	-
12:42	25.8	21.8	12:42	52.3	51.8	-

Grand Union Bowling Alley Site
BCP #360222
150 Westchester Avenue, Port Chester
February 22, 2025

PARTICULATE DATA						
Upwind			Downwind			Exceeds Particulate Alarm Limit
Time	Concentration (ug/m^3)	15-Min Avg Concentration (ug/m^3)	Time	Concentration (ug/m^3)	15-Min Avg Concentration (ug/m^3)	
12:43	24.5	22.4	12:43	51.8	51.8	-
12:44	18.5	22.5	12:44	52.8	51.8	-
12:45	17.5	22.7	12:45	52.3	51.9	-
12:46	21.5	22.6	12:46	52.0	51.9	-
12:47	29.8	22.9	12:47	52.3	52.0	-
12:48	20.8	23.2	12:48	53.3	52.1	-
12:49	30.3	24.1	12:49	52.5	52.2	-
12:50	21.0	24.4	12:50	53.5	52.4	-
12:51	19.3	23.6	12:51	52.3	52.4	-
12:52	22.0	23.8	12:52	52.0	52.5	-
12:53	26.3	24.0	12:53	52.0	52.5	-
12:54	18.8	23.4	12:54	51.8	52.4	-
12:55	18.3	23.1	12:55	53.3	52.5	-
12:56	18.8	22.2	12:56	53.0	52.5	-
12:57	24.0	22.1	12:57	52.5	52.5	-
12:58	20.3	21.8	12:58	52.5	52.5	-
12:59	31.5	22.7	12:59	52.3	52.5	-
13:00	27.0	23.3	13:00	52.0	52.5	-
13:01	23.0	23.4	13:01	53.0	52.5	-
13:02	21.5	22.8	13:02	52.0	52.5	-
13:03	18.5	22.7	13:03	52.3	52.5	-
13:04	25.3	22.4	13:04	52.3	52.4	-
13:05	22.5	22.5	13:05	52.3	52.4	-
13:06	22.3	22.7	13:06	52.0	52.3	-
13:07	23.5	22.8	13:07	52.0	52.3	-
13:08	28.5	22.9	13:08	52.8	52.4	-
13:09	24.5	23.3	13:09	53.3	52.5	-
13:10	18.8	23.3	13:10	52.3	52.4	-
13:11	19.8	23.4	13:11	52.8	52.4	-
13:12	29.3	23.7	13:12	52.8	52.4	-
13:13	25.8	24.1	13:13	51.8	52.4	-
13:14	24.5	23.6	13:14	52.3	52.4	-
13:15	28.3	23.7	13:15	53.5	52.5	-
13:16	23.0	23.7	13:16	53.3	52.5	-
13:17	23.8	23.9	13:17	52.8	52.5	-
13:18	22.3	24.1	13:18	52.5	52.6	-
13:19	252.5	39.3	13:19	57.5	52.9	-
13:20	303.5	58.0	13:20	53.0	53.0	-
13:21	96.5	63.0	13:21	52.0	53.0	-
13:22	44.3	64.3	13:22	89.5	55.5	-
13:23	36.8	64.9	13:23	76.8	57.1	-
13:24	77.8	68.4	13:24	80.3	58.9	-
13:25	25.8	68.9	13:25	58.8	59.3	-
13:26	25.8	69.3	13:26	63.0	60.0	-
13:27	29.0	69.3	13:27	53.0	60.0	-
13:28	404.5	94.5	13:28	52.5	60.0	-
13:29	353.8	116.5	13:29	53.5	60.1	-
13:30	605.5	155.0	13:30	53.0	60.1	-

Grand Union Bowling Alley Site
BCP #360222
150 Westchester Avenue, Port Chester
February 22, 2025

PARTICULATE DATA						
Upwind			Downwind			Exceeds Particulate Alarm Limit
Time	Concentration (ug/m^3)	15-Min Avg Concentration (ug/m^3)	Time	Concentration (ug/m^3)	15-Min Avg Concentration (ug/m^3)	
13:31	29.0	155.4	13:31	51.8	60.0	-
13:32	22.5	155.3	13:32	52.0	59.9	-
13:33	21.0	155.2	13:33	51.5	59.9	-
13:34	20.8	139.8	13:34	53.0	59.6	-
13:35	20.5	120.9	13:35	53.5	59.6	-
13:36	20.8	115.8	13:36	54.8	59.8	-
13:37	22.3	114.4	13:37	52.3	57.3	-
13:38	26.3	113.7	13:38	53.0	55.7	-
13:39	19.5	109.8	13:39	52.0	53.8	-
13:40	22.8	109.6	13:40	51.0	53.3	-
13:41	32.5	110.0	13:41	52.3	52.6	-
13:42	121.3	116.2	13:42	53.0	52.6	-
13:43	25.0	90.9	13:43	53.5	52.7	-
13:44	30.5	69.3	13:44	53.8	52.7	-
13:45	26.3	30.7	13:45	52.3	52.6	-
13:46	26.0	30.5	13:46	52.3	52.7	-
13:47	48.0	32.2	13:47	54.3	52.8	-
13:48	69.5	35.5	13:48	51.3	52.8	-
13:49	26.3	35.8	13:49	51.0	52.7	-
13:50	44.0	37.4	13:50	51.5	52.5	-
13:51	42.8	38.9	13:51	51.8	52.3	-
13:52	23.0	38.9	13:52	51.0	52.3	-
13:53	31.8	39.3	13:53	51.3	52.1	-
13:54	27.5	39.8	13:54	51.8	52.1	-
13:55	38.5	40.9	13:55	52.3	52.2	-
13:56	29.0	40.6	13:56	52.5	52.2	-
13:57	22.8	34.1	13:57	52.0	52.2	-
13:58	76.3	37.5	13:58	52.0	52.1	-
13:59	23.3	37.0	13:59	51.5	51.9	-
14:00	22.5	36.7	14:00	52.3	51.9	-
14:01	25.5	36.7	14:01	53.5	52.0	-
14:02	22.5	35.0	14:02	54.5	52.0	-
14:03	20.5	31.7	14:03	51.3	52.0	-
14:04	75.8	35.0	14:04	51.0	52.0	-
14:05	31.0	34.2	14:05	51.8	52.0	-
14:06	25.5	33.0	14:06	52.5	52.1	-
14:07	29.3	33.4	14:07	52.5	52.2	-
14:08	41.3	34.1	14:08	52.0	52.2	-
14:09	928.8	94.2	14:09	51.3	52.2	-
14:10	27.5	93.4	14:10	51.5	52.1	-
14:11	24.0	93.1	14:11	51.8	52.1	-
14:12	29.3	93.5	14:12	51.5	52.1	-
14:13	26.0	90.2	14:13	51.8	52.0	-
14:14	24.3	90.2	14:14	51.8	52.1	-
14:15	21.3	90.2	14:15	52.3	52.1	-
14:16	48.5	91.7	14:16	51.8	51.9	-
14:17	22.0	91.7	14:17	52.0	51.8	-
14:18	23.0	91.8	14:18	51.8	51.8	-

Grand Union Bowling Alley Site
BCP #360222
150 Westchester Avenue, Port Chester
February 22, 2025

PARTICULATE DATA						
Upwind			Downwind			Exceeds Particulate Alarm Limit
Time	Concentration (ug/m^3)	15-Min Avg Concentration (ug/m^3)	Time	Concentration (ug/m^3)	15-Min Avg Concentration (ug/m^3)	
14:19	23.3	88.3	14:19	89.0	54.3	-
14:20	34.3	88.5	14:20	54.3	54.5	-
14:21	21.8	88.3	14:21	51.3	54.4	-
14:22	21.3	87.8	14:22	52.3	54.4	-
14:23	21.8	86.5	14:23	51.5	54.4	-
14:24	26.8	26.3	14:24	52.3	54.4	-
14:25	20.3	25.8	14:25	51.5	54.4	-
14:26	21.3	25.7	14:26	51.5	54.4	-
14:27	23.5	25.3	14:27	52.0	54.5	-
14:28	22.3	25.0	14:28	51.8	54.5	-
14:29	20.3	24.8	14:29	52.0	54.5	-
14:30	21.0	24.7	14:30	52.0	54.5	-
14:31	20.5	22.9	14:31	51.3	54.4	-
14:32	21.5	22.8	14:32	51.3	54.4	-
14:33	20.8	22.7	14:33	51.3	54.3	-
14:34	20.3	22.5	14:34	51.5	51.8	-
14:35	21.3	21.6	14:35	51.5	51.7	-
14:36	25.0	21.8	14:36	51.8	51.7	-
14:37	22.5	21.9	14:37	51.8	51.7	-
14:38	22.3	22.0	14:38	51.5	51.7	-
14:39	20.8	21.6	14:39	51.3	51.6	-
14:40	19.5	21.5	14:40	51.5	51.6	-
14:41	22.0	21.6	14:41	53.3	51.7	-
14:42	21.5	21.4	14:42	51.0	51.6	-
14:43	20.3	21.3	14:43	51.5	51.6	-
14:44	20.5	21.3	14:44	51.8	51.6	-
14:45	19.8	21.2	14:45	52.0	51.6	-
14:46	21.3	21.3	14:46	52.5	51.7	-
14:47	22.0	21.3	14:47	52.3	51.8	-
14:48	22.8	21.4	14:48	51.8	51.8	-
14:49	20.5	21.5	14:49	51.8	51.8	-
14:50	21.5	21.5	14:50	51.5	51.8	-
14:51	23.0	21.3	14:51	52.3	51.8	-
14:52	23.8	21.4	14:52	54.8	52.0	-
14:53	21.8	21.4	14:53	52.0	52.1	-
14:54	21.8	21.5	14:54	52.3	52.1	-
14:55	21.5	21.6	14:55	51.3	52.1	-
14:56	22.8	21.6	14:56	52.5	52.1	-
14:57	24.0	21.8	14:57	51.8	52.1	-
14:58	21.8	21.9	14:58	51.5	52.1	-
14:59	21.8	22.0	14:59	52.5	52.2	-
15:00	23.5	22.2	15:00	58.3	52.6	-
15:01	23.0	22.4	15:01	52.0	52.6	-
15:02	24.0	22.5	15:02	52.3	52.6	-
15:03	22.0	22.4	15:03	52.0	52.6	-
15:04	22.0	22.5	15:04	51.8	52.6	-
15:05	23.3	22.7	15:05	51.8	52.6	-
15:06	23.8	22.7	15:06	51.5	52.5	-

Grand Union Bowling Alley Site
BCP #360222
150 Westchester Avenue, Port Chester
February 22, 2025

PARTICULATE DATA						
Upwind			Downwind			Exceeds Particulate Alarm Limit
Time	Concentration (ug/m^3)	15-Min Avg Concentration (ug/m^3)	Time	Concentration (ug/m^3)	15-Min Avg Concentration (ug/m^3)	
15:07	23.0	22.7	15:07	52.3	52.4	-
15:08	23.0	22.7	15:08	52.3	52.4	-
15:09	22.8	22.8	15:09	52.0	52.4	-
15:10	25.0	23.0	15:10	51.5	52.4	-
15:11	50.5	24.9	15:11	52.3	52.4	-
15:12	31.5	25.4	15:12	51.8	52.4	-
15:13	26.0	25.7	15:13	51.5	52.4	-
15:14	22.5	25.7	15:14	51.3	52.3	-
15:15	22.5	25.7	15:15	51.8	51.9	-
15:16	25.3	25.8	15:16	52.0	51.9	-
15:17	25.0	25.9	15:17	52.0	51.8	-
15:18	22.8	25.9	15:18	51.8	51.8	-
15:19	22.8	26.0	15:19	52.3	51.9	-
15:20	24.0	26.0	15:20	51.8	51.9	-
15:21	24.5	26.1	15:21	51.8	51.9	-
15:22	24.3	26.2	15:22	51.8	51.8	-
15:23	23.5	26.2	15:23	51.8	51.8	-
15:24	23.8	26.3	15:24	51.8	51.8	-
15:25	25.5	26.3	15:25	51.8	51.8	-
15:26	24.0	24.5	15:26	51.8	51.8	-
15:27	23.3	24.0	15:27	51.8	51.8	-
15:28	25.0	23.9	15:28	51.3	51.8	-
15:29	22.5	23.9	15:29	51.8	51.8	-
15:30	24.5	24.0	15:30	52.3	51.8	-
15:31	23.5	23.9	15:31	52.0	51.8	-
15:32	23.3	23.8	15:32	51.8	51.8	-

Grand Union Bowling Alley Site
BCP #360222
150 Westchester Avenue, Port Chester
February 22, 2025

Saturday, February 22, 2025						
					Number of Instances Where Downwind VOCs Exceeds Upwind VOCs + 5 =	0
					Number of Comparable Data Points =	238
					Start Time:	11:13
					End Time:	15:32
PID DATA						
Upwind			Downwind			
Time	Concentration (ppm)	15-Min Avg Concentration (ppm)	Time	Concentration (ppm)	15-Min Avg Concentration (ppm)	Exceeds VOC Alarm Limit
11:13	0.0	-	11:13	-	-	-
11:14	0.0	-	11:14	-	-	-
11:15	0.0	-	11:15	-	-	-
11:16	0.0	-	11:16	-	-	-
11:17	0.0	-	11:17	-	-	-
11:18	0.0	-	11:18	-	-	-
11:19	0.0	-	11:19	-	-	-
11:20	0.0	-	11:20	0.0	-	-
11:21	0.0	-	11:21	0.0	-	-
11:22	0.0	-	11:22	0.0	-	-
11:23	0.0	-	11:23	0.0	-	-
11:24	0.0	-	11:24	0.0	-	-
11:25	0.0	-	11:25	0.0	-	-
11:26	0.0	-	11:26	0.0	-	-
11:27	0.0	-	11:27	0.0	-	-
11:28	0.0	0.0	11:28	0.0	-	-
11:29	0.0	0.0	11:29	0.0	-	-
11:30	0.0	0.0	11:30	0.0	-	-
11:31	0.0	0.0	11:31	0.0	-	-
11:32	0.0	0.0	11:32	0.0	-	-
11:33	0.0	0.0	11:33	0.0	-	-
11:34	0.0	0.0	11:34	0.0	-	-
11:35	0.0	0.0	11:35	0.0	0.0	-
11:36	0.0	0.0	11:36	0.0	0.0	-
11:37	0.0	0.0	11:37	0.0	0.0	-
11:38	0.0	0.0	11:38	0.0	0.0	-
11:39	0.0	0.0	11:39	0.0	0.0	-
11:40	0.0	0.0	11:40	0.0	0.0	-
11:41	0.0	0.0	11:41	0.0	0.0	-
11:42	0.0	0.0	11:42	0.0	0.0	-
11:43	0.0	0.0	11:43	0.0	0.0	-
11:44	0.0	0.0	11:44	0.0	0.0	-
11:45	0.0	0.0	11:45	0.0	0.0	-
11:46	0.0	0.0	11:46	0.0	0.0	-
11:47	0.0	0.0	11:47	0.0	0.0	-
11:48	0.0	0.0	11:48	0.0	0.0	-
11:49	0.0	0.0	11:49	0.0	0.0	-
11:50	0.0	0.0	11:50	0.0	0.0	-
11:51	0.0	0.0	11:51	0.0	0.0	-
11:52	0.0	0.0	11:52	0.0	0.0	-
11:53	0.0	0.0	11:53	0.0	0.0	-
11:54	0.0	0.0	11:54	0.0	0.0	-

Grand Union Bowling Alley Site
BCP #360222
150 Westchester Avenue, Port Chester
February 22, 2025

PID DATA						
Upwind			Downwind			
Time	Concentration (ppm)	15-Min Avg Concentration (ppm)	Time	Concentration (ppm)	15-Min Avg Concentration (ppm)	Exceeds VOC Alarm Limit
11:55	0.0	0.0	11:55	0.0	0.0	-
11:56	0.0	0.0	11:56	0.0	0.0	-
11:57	0.0	0.0	11:57	0.0	0.0	-
11:58	0.0	0.0	11:58	0.0	0.0	-
11:59	0.0	0.0	11:59	0.0	0.0	-
12:00	0.0	0.0	12:00	0.0	0.0	-
12:01	0.0	0.0	12:01	0.0	0.0	-
12:02	0.0	0.0	12:02	0.0	0.0	-
12:03	0.0	0.0	12:03	0.0	0.0	-
12:04	0.0	0.0	12:04	0.0	0.0	-
12:05	0.0	0.0	12:05	0.0	0.0	-
12:06	0.0	0.0	12:06	0.0	0.0	-
12:07	0.0	0.0	12:07	0.0	0.0	-
12:08	0.0	0.0	12:08	0.0	0.0	-
12:09	0.0	0.0	12:09	0.0	0.0	-
12:10	0.0	0.0	12:10	0.0	0.0	-
12:11	0.0	0.0	12:11	0.0	0.0	-
12:12	0.0	0.0	12:12	0.0	0.0	-
12:13	0.0	0.0	12:13	0.0	0.0	-
12:14	0.0	0.0	12:14	0.0	0.0	-
12:15	0.0	0.0	12:15	0.0	0.0	-
12:16	0.0	0.0	12:16	0.0	0.0	-
12:17	0.0	0.0	12:17	0.0	0.0	-
12:18	0.0	0.0	12:18	0.0	0.0	-
12:19	0.0	0.0	12:19	0.0	0.0	-
12:20	0.0	0.0	12:20	0.0	0.0	-
12:21	0.0	0.0	12:21	0.0	0.0	-
12:22	0.0	0.0	12:22	0.0	0.0	-
12:23	0.0	0.0	12:23	0.0	0.0	-
12:24	0.0	0.0	12:24	0.0	0.0	-
12:25	0.0	0.0	12:25	0.0	0.0	-
12:26	0.0	0.0	12:26	0.0	0.0	-
12:27	0.0	0.0	12:27	0.0	0.0	-
12:28	0.0	0.0	12:28	0.0	0.0	-
12:29	0.0	0.0	12:29	0.0	0.0	-
12:30	0.0	0.0	12:30	0.0	0.0	-
12:31	0.0	0.0	12:31	0.0	0.0	-
12:32	0.0	0.0	12:32	0.0	0.0	-
12:33	0.0	0.0	12:33	0.0	0.0	-
12:34	0.0	0.0	12:34	0.0	0.0	-
12:35	0.0	0.0	12:35	0.0	0.0	-
12:36	0.0	0.0	12:36	0.0	0.0	-
12:37	0.0	0.0	12:37	0.0	0.0	-
12:38	0.0	0.0	12:38	0.0	0.0	-
12:39	0.0	0.0	12:39	0.0	0.0	-
12:40	0.0	0.0	12:40	0.0	0.0	-
12:41	0.0	0.0	12:41	0.0	0.0	-
12:42	0.0	0.0	12:42	0.0	0.0	-

Grand Union Bowling Alley Site
BCP #360222
150 Westchester Avenue, Port Chester
February 22, 2025

PID DATA						
Upwind			Downwind			
Time	Concentration (ppm)	15-Min Avg Concentration (ppm)	Time	Concentration (ppm)	15-Min Avg Concentration (ppm)	Exceeds VOC Alarm Limit
12:43	0.0	0.0	12:43	0.0	0.0	-
12:44	0.0	0.0	12:44	0.0	0.0	-
12:45	0.0	0.0	12:45	0.0	0.0	-
12:46	0.0	0.0	12:46	0.0	0.0	-
12:47	0.0	0.0	12:47	0.0	0.0	-
12:48	0.0	0.0	12:48	0.0	0.0	-
12:49	0.0	0.0	12:49	0.0	0.0	-
12:50	0.0	0.0	12:50	0.0	0.0	-
12:51	0.0	0.0	12:51	0.0	0.0	-
12:52	0.0	0.0	12:52	0.0	0.0	-
12:53	0.0	0.0	12:53	0.0	0.0	-
12:54	0.0	0.0	12:54	0.0	0.0	-
12:55	0.0	0.0	12:55	0.0	0.0	-
12:56	0.0	0.0	12:56	0.0	0.0	-
12:57	0.0	0.0	12:57	0.0	0.0	-
12:58	0.0	0.0	12:58	0.0	0.0	-
12:59	0.0	0.0	12:59	0.0	0.0	-
13:00	0.0	0.0	13:00	0.0	0.0	-
13:01	0.0	0.0	13:01	0.0	0.0	-
13:02	0.0	0.0	13:02	0.0	0.0	-
13:03	0.0	0.0	13:03	0.0	0.0	-
13:04	0.0	0.0	13:04	0.0	0.0	-
13:05	0.0	0.0	13:05	0.0	0.0	-
13:06	0.0	0.0	13:06	0.0	0.0	-
13:07	0.0	0.0	13:07	0.0	0.0	-
13:08	0.0	0.0	13:08	0.0	0.0	-
13:09	0.0	0.0	13:09	0.0	0.0	-
13:10	0.0	0.0	13:10	0.0	0.0	-
13:11	0.0	0.0	13:11	0.0	0.0	-
13:12	0.0	0.0	13:12	0.0	0.0	-
13:13	0.0	0.0	13:13	0.0	0.0	-
13:14	0.0	0.0	13:14	0.0	0.0	-
13:15	0.0	0.0	13:15	0.0	0.0	-
13:16	0.0	0.0	13:16	0.0	0.0	-
13:17	0.0	0.0	13:17	0.0	0.0	-
13:18	0.0	0.0	13:18	0.0	0.0	-
13:19	0.0	0.0	13:19	0.0	0.0	-
13:20	0.0	0.0	13:20	0.0	0.0	-
13:21	0.0	0.0	13:21	0.0	0.0	-
13:22	0.0	0.0	13:22	0.0	0.0	-
13:23	0.0	0.0	13:23	0.0	0.0	-
13:24	0.0	0.0	13:24	0.0	0.0	-
13:25	0.0	0.0	13:25	0.0	0.0	-
13:26	0.0	0.0	13:26	0.0	0.0	-
13:27	0.0	0.0	13:27	0.0	0.0	-
13:28	0.0	0.0	13:28	0.0	0.0	-
13:29	0.0	0.0	13:29	0.0	0.0	-
13:30	0.0	0.0	13:30	0.0	0.0	-

Grand Union Bowling Alley Site
BCP #360222
150 Westchester Avenue, Port Chester
February 22, 2025

PID DATA						
Upwind			Downwind			
Time	Concentration (ppm)	15-Min Avg Concentration (ppm)	Time	Concentration (ppm)	15-Min Avg Concentration (ppm)	Exceeds VOC Alarm Limit
13:31	0.0	0.0	13:31	0.0	0.0	-
13:32	0.0	0.0	13:32	0.0	0.0	-
13:33	0.0	0.0	13:33	0.0	0.0	-
13:34	0.0	0.0	13:34	0.0	0.0	-
13:35	0.0	0.0	13:35	0.0	0.0	-
13:36	0.0	0.0	13:36	0.0	0.0	-
13:37	0.0	0.0	13:37	0.0	0.0	-
13:38	0.0	0.0	13:38	0.0	0.0	-
13:39	0.0	0.0	13:39	0.0	0.0	-
13:40	0.0	0.0	13:40	0.0	0.0	-
13:41	0.0	0.0	13:41	0.0	0.0	-
13:42	0.0	0.0	13:42	0.0	0.0	-
13:43	0.0	0.0	13:43	0.0	0.0	-
13:44	0.0	0.0	13:44	0.0	0.0	-
13:45	0.0	0.0	13:45	0.0	0.0	-
13:46	0.0	0.0	13:46	0.0	0.0	-
13:47	0.0	0.0	13:47	0.0	0.0	-
13:48	0.0	0.0	13:48	0.0	0.0	-
13:49	0.0	0.0	13:49	0.0	0.0	-
13:50	0.0	0.0	13:50	0.0	0.0	-
13:51	0.0	0.0	13:51	0.0	0.0	-
13:52	0.0	0.0	13:52	0.0	0.0	-
13:53	0.0	0.0	13:53	0.0	0.0	-
13:54	0.0	0.0	13:54	0.0	0.0	-
13:55	0.0	0.0	13:55	0.0	0.0	-
13:56	0.0	0.0	13:56	0.0	0.0	-
13:57	0.0	0.0	13:57	0.0	0.0	-
13:58	0.0	0.0	13:58	0.0	0.0	-
13:59	0.0	0.0	13:59	0.0	0.0	-
14:00	0.0	0.0	14:00	0.0	0.0	-
14:01	0.0	0.0	14:01	0.0	0.0	-
14:02	0.0	0.0	14:02	0.0	0.0	-
14:03	0.0	0.0	14:03	0.0	0.0	-
14:04	0.0	0.0	14:04	0.0	0.0	-
14:05	0.0	0.0	14:05	0.0	0.0	-
14:06	0.0	0.0	14:06	0.0	0.0	-
14:07	0.0	0.0	14:07	0.0	0.0	-
14:08	0.0	0.0	14:08	0.0	0.0	-
14:09	0.0	0.0	14:09	0.0	0.0	-
14:10	0.0	0.0	14:10	0.0	0.0	-
14:11	0.0	0.0	14:11	0.0	0.0	-
14:12	0.0	0.0	14:12	0.0	0.0	-
14:13	0.0	0.0	14:13	0.0	0.0	-
14:14	0.0	0.0	14:14	0.0	0.0	-
14:15	0.0	0.0	14:15	0.0	0.0	-
14:16	0.0	0.0	14:16	0.0	0.0	-
14:17	0.0	0.0	14:17	0.0	0.0	-
14:18	0.0	0.0	14:18	0.0	0.0	-

Grand Union Bowling Alley Site
BCP #360222
150 Westchester Avenue, Port Chester
February 22, 2025

PID DATA						
Upwind			Downwind			
Time	Concentration (ppm)	15-Min Avg Concentration (ppm)	Time	Concentration (ppm)	15-Min Avg Concentration (ppm)	Exceeds VOC Alarm Limit
14:19	0.0	0.0	14:19	0.0	0.0	-
14:20	0.0	0.0	14:20	0.0	0.0	-
14:21	0.0	0.0	14:21	0.0	0.0	-
14:22	0.0	0.0	14:22	0.0	0.0	-
14:23	0.0	0.0	14:23	0.0	0.0	-
14:24	0.0	0.0	14:24	0.0	0.0	-
14:25	0.0	0.0	14:25	0.0	0.0	-
14:26	0.0	0.0	14:26	0.0	0.0	-
14:27	0.0	0.0	14:27	0.0	0.0	-
14:28	0.0	0.0	14:28	0.0	0.0	-
14:29	0.0	0.0	14:29	0.0	0.0	-
14:30	0.0	0.0	14:30	0.0	0.0	-
14:31	0.0	0.0	14:31	0.0	0.0	-
14:32	0.0	0.0	14:32	0.0	0.0	-
14:33	0.0	0.0	14:33	0.0	0.0	-
14:34	0.0	0.0	14:34	0.0	0.0	-
14:35	0.0	0.0	14:35	0.0	0.0	-
14:36	0.0	0.0	14:36	0.0	0.0	-
14:37	0.0	0.0	14:37	0.0	0.0	-
14:38	0.0	0.0	14:38	0.0	0.0	-
14:39	0.0	0.0	14:39	0.0	0.0	-
14:40	0.0	0.0	14:40	0.0	0.0	-
14:41	0.0	0.0	14:41	0.0	0.0	-
14:42	0.0	0.0	14:42	0.0	0.0	-
14:43	0.0	0.0	14:43	0.0	0.0	-
14:44	0.0	0.0	14:44	0.0	0.0	-
14:45	0.0	0.0	14:45	0.0	0.0	-
14:46	0.0	0.0	14:46	0.0	0.0	-
14:47	0.0	0.0	14:47	0.0	0.0	-
14:48	0.0	0.0	14:48	0.0	0.0	-
14:49	0.0	0.0	14:49	0.0	0.0	-
14:50	0.0	0.0	14:50	0.0	0.0	-
14:51	0.0	0.0	14:51	0.0	0.0	-
14:52	0.0	0.0	14:52	0.0	0.0	-
14:53	0.0	0.0	14:53	0.0	0.0	-
14:54	0.0	0.0	14:54	0.0	0.0	-
14:55	0.0	0.0	14:55	0.0	0.0	-
14:56	0.0	0.0	14:56	0.0	0.0	-
14:57	0.0	0.0	14:57	0.0	0.0	-
14:58	0.0	0.0	14:58	0.0	0.0	-
14:59	0.0	0.0	14:59	0.0	0.0	-
15:00	0.0	0.0	15:00	0.0	0.0	-
15:01	0.0	0.0	15:01	0.0	0.0	-
15:02	0.0	0.0	15:02	0.0	0.0	-
15:03	0.0	0.0	15:03	0.0	0.0	-
15:04	0.0	0.0	15:04	0.0	0.0	-
15:05	0.0	0.0	15:05	0.0	0.0	-
15:06	0.0	0.0	15:06	0.0	0.0	-

Grand Union Bowling Alley Site
BCP #360222
150 Westchester Avenue, Port Chester
February 22, 2025

PID DATA						
Upwind			Downwind			
Time	Concentration (ppm)	15-Min Avg Concentration (ppm)	Time	Concentration (ppm)	15-Min Avg Concentration (ppm)	Exceeds VOC Alarm Limit
15:07	0.0	0.0	15:07	0.0	0.0	-
15:08	0.0	0.0	15:08	0.0	0.0	-
15:09	0.0	0.0	15:09	0.0	0.0	-
15:10	0.0	0.0	15:10	0.0	0.0	-
15:11	0.0	0.0	15:11	0.0	0.0	-
15:12	0.0	0.0	15:12	0.0	0.0	-
15:13	0.0	0.0	15:13	0.0	0.0	-
15:14	0.0	0.0	15:14	0.0	0.0	-
15:15	0.0	0.0	15:15	0.0	0.0	-
15:16	0.0	0.0	15:16	0.0	0.0	-
15:17	0.0	0.0	15:17	0.0	0.0	-
15:18	0.0	0.0	15:18	0.0	0.0	-
15:19	0.0	0.0	15:19	0.0	0.0	-
15:20	0.0	0.0	15:20	0.0	0.0	-
15:21	0.0	0.0	15:21	0.0	0.0	-
15:22	0.0	0.0	15:22	0.0	0.0	-
15:23	0.0	0.0	15:23	0.0	0.0	-
15:24	0.0	0.0	15:24	0.0	0.0	-
15:25	0.0	0.0	15:25	0.0	0.0	-
15:26	0.0	0.0	15:26	0.0	0.0	-
15:27	0.0	0.0	15:27	0.0	0.0	-
15:28	0.0	0.0	15:28	0.0	0.0	-
15:29	0.0	0.0	15:29	0.0	0.0	-
15:30	0.0	0.0	15:30	0.0	0.0	-
15:31	0.0	0.0	15:31	0.0	0.0	-
15:32	0.0	0.0	15:32	0.0	0.0	-

SESI CONSULTING ENGINEERS

959 US-46 Floor 3, Suite 300 - Parsippany-Troy Hills, NJ

DAILY AIR MONITORING REPORT
150 Westchester Avenue
Port Chester, New York

02/24/2025

Rev. No. 0 | Page 1 of 2

Project Number: 11895A

Dust Action Level: 150 µg/m^3

VOC Action Level: 5 ppm

Weather Data Range for Work Day		Wind Direction	SE, SSE	Relative Humidity (%)	57.0 - 80.0	Daily Rain Total (in)	0.00	Readings in the summary table and graphs below are the reported downwind concentrations.
Temperature (°F)	35.0 - 46.0	Wind Speed (MPH)	1.2 - 5.1	Barometer (inHg)	30.10 - 30.10	Avg. Dew Point Temp (°F)	30.3	

Station Location	Daily Avg. Dust Concentration (µg/m^3)	Max 15-Min Dust Concentration (µg/m^3)	Time of Max Dust Reading	Daily Avg. VOC Concentration (ppm)	Max 15-Min VOC Concentration (ppm)	Time of Max VOC Reading
Upwind	52.7	62.0	8:15	0.0	0.0	8:15
Downwind	36.6	51.0	8:16	0.0	0.0	8:16

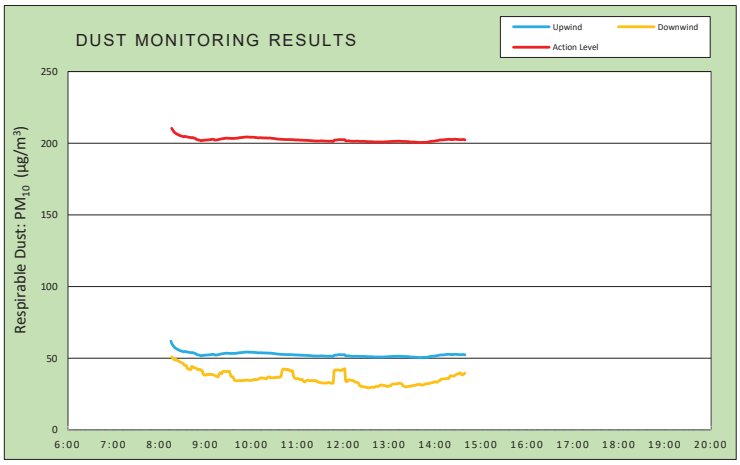

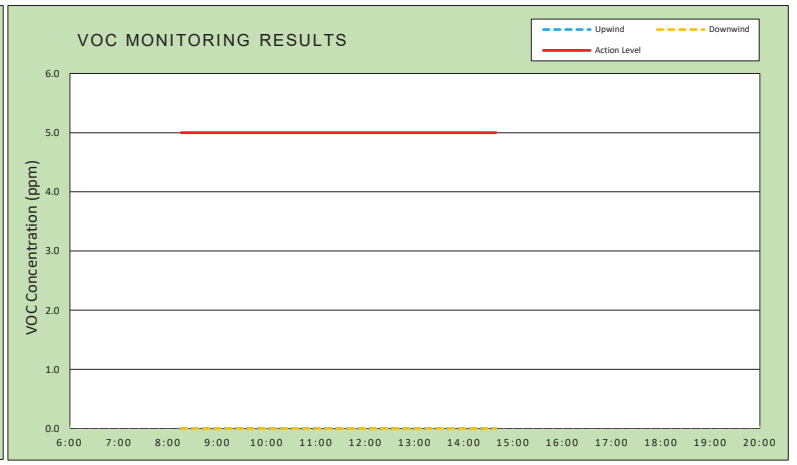

Air Monitoring Notes:

Weather Notes:

EMILCOTT
A Triumvirate Environmental Company

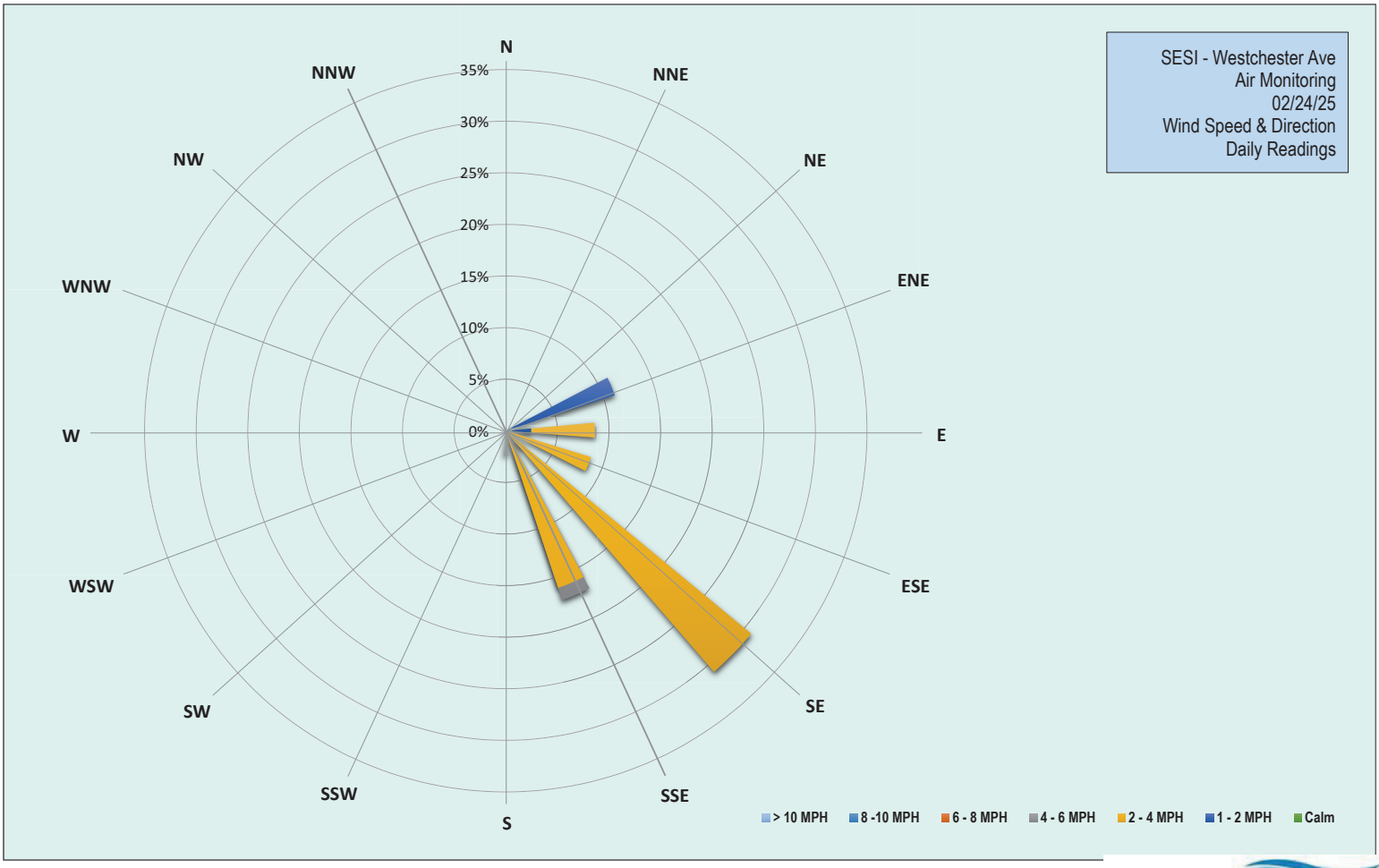

EMILCOTT
A Triumvirate Environmental Company

Grand Union Bowling Alley Site
BCP #360222
150 Westchester Avenue, Port Chester
February 24, 2025

Monday, February 24, 2025

Number of Instances Where Downwind Particulates Exceeds Upwind Particulate + 150 =	**0**
Number of Comparable Data Points =	**384**
Start Time:	**8:00**
End Time:	**14:39**

PARTICULATE DATA

Upwind			Downwind			
Time	**Concentration (ug/m^3)**	**15-Min Avg Concentration (ug/m^3)**	**Time**	**Concentration (ug/m^3)**	**15-Min Avg Concentration (ug/m^3)**	**Exceeds Particulate Alarm Limit**
8:00	74.0	-	8:00	-	-	-
8:01	79.8	-	8:01	60.5	-	-
8:02	69.8	-	8:02	57.5	-	-
8:03	68.0	-	8:03	57.0	-	-
8:04	64.8	-	8:04	53.3	-	-
8:05	65.0	-	8:05	54.5	-	-
8:06	60.8	-	8:06	53.3	-	-
8:07	59.3	-	8:07	51.5	-	-
8:08	60.0	-	8:08	50.8	-	-
8:09	58.5	-	8:09	48.3	-	-
8:10	57.0	-	8:10	47.0	-	-
8:11	59.0	-	8:11	48.0	-	-
8:12	56.8	-	8:12	48.3	-	-
8:13	57.0	-	8:13	49.3	-	-
8:14	57.5	-	8:14	48.3	-	-
8:15	57.0	62.0	8:15	49.8	-	-
8:16	56.0	60.4	8:16	47.8	51.0	-
8:17	56.3	59.5	8:17	49.0	50.4	-
8:18	55.3	58.7	8:18	47.8	49.8	-
8:19	55.5	58.1	8:19	44.8	49.2	-
8:20	54.8	57.4	8:20	48.3	48.8	-
8:21	55.5	57.0	8:21	60.5	49.3	-
8:22	54.5	56.7	8:22	47.0	49.0	-
8:23	54.3	56.3	8:23	44.3	48.5	-
8:24	55.5	56.1	8:24	46.5	48.4	-
8:25	53.5	55.9	8:25	42.8	48.1	-
8:26	53.5	55.5	8:26	41.5	47.7	-
8:27	53.5	55.3	8:27	44.3	47.4	-
8:28	55.0	55.2	8:28	44.3	47.1	-
8:29	54.8	55.0	8:29	46.0	47.0	-
8:30	54.5	54.8	8:30	45.8	46.7	-
8:31	53.0	54.6	8:31	41.0	46.2	-
8:32	54.3	54.5	8:32	38.3	45.5	-
8:33	59.5	54.8	8:33	41.0	45.1	-
8:34	54.5	54.7	8:34	47.5	45.3	-
8:35	53.3	54.6	8:35	41.3	44.8	-
8:36	53.0	54.4	8:36	37.3	43.2	-
8:37	52.3	54.3	8:37	39.3	42.7	-
8:38	53.5	54.2	8:38	38.8	42.4	-
8:39	53.5	54.1	8:39	48.0	42.5	-
8:40	52.5	54.0	8:40	39.8	42.3	-
8:41	51.5	53.9	8:41	38.8	42.1	-

Grand Union Bowling Alley Site
BCP #360222
150 Westchester Avenue, Port Chester
February 24, 2025

PARTICULATE DATA						
Upwind			Downwind			Exceeds Particulate Alarm Limit
Time	Concentration (ug/m^3)	15-Min Avg Concentration (ug/m^3)	Time	Concentration (ug/m^3)	15-Min Avg Concentration (ug/m^3)	
8:42	52.3	53.8	8:42	77.5	44.3	-
8:43	58.3	54.0	8:43	43.3	44.2	-
8:44	51.3	53.8	8:44	42.5	44.0	-
8:45	51.8	53.6	8:45	37.5	43.4	-
8:46	51.5	53.5	8:46	38.8	43.3	-
8:47	50.8	53.3	8:47	38.0	43.3	-
8:48	52.0	52.8	8:48	37.8	43.1	-
8:49	51.3	52.6	8:49	37.5	42.4	-
8:50	51.3	52.4	8:50	37.8	42.2	-
8:51	50.8	52.3	8:51	37.5	42.2	-
8:52	51.5	52.2	8:52	41.0	42.3	-
8:53	50.3	52.0	8:53	38.8	42.3	-
8:54	50.5	51.8	8:54	38.0	41.6	-
8:55	52.0	51.8	8:55	37.0	41.4	-
8:56	54.0	52.0	8:56	37.8	41.4	-
8:57	56.3	52.2	8:57	41.0	38.9	-
8:58	55.0	52.0	8:58	39.3	38.7	-
8:59	53.8	52.2	8:59	36.8	38.3	-
9:00	52.0	52.2	9:00	37.3	38.3	-
9:01	52.0	52.2	9:01	39.3	38.3	-
9:02	51.8	52.3	9:02	44.3	38.7	-
9:03	51.8	52.3	9:03	38.3	38.8	-
9:04	52.5	52.4	9:04	36.5	38.7	-
9:05	51.8	52.4	9:05	35.8	38.6	-
9:06	52.3	52.5	9:06	44.0	39.0	-
9:07	51.8	52.5	9:07	39.0	38.9	-
9:08	52.5	52.7	9:08	37.0	38.7	-
9:09	52.0	52.8	9:09	36.0	38.6	-
9:10	52.3	52.8	9:10	35.3	38.5	-
9:11	52.3	52.7	9:11	34.5	38.3	-
9:12	52.3	52.4	9:12	36.3	38.0	-
9:13	52.0	52.2	9:13	36.8	37.8	-
9:14	55.0	52.3	9:14	34.0	37.6	-
9:15	52.8	52.3	9:15	34.0	37.4	-
9:16	53.5	52.4	9:16	33.5	37.0	-
9:17	53.0	52.5	9:17	50.5	37.4	-
9:18	56.0	52.8	9:18	63.3	39.1	-
9:19	53.3	52.8	9:19	46.8	39.8	-
9:20	53.0	52.9	9:20	34.3	39.7	-
9:21	53.8	53.0	9:21	36.0	39.1	-
9:22	54.0	53.2	9:22	53.5	40.1	-
9:23	53.3	53.2	9:23	47.0	40.8	-
9:24	53.5	53.3	9:24	36.5	40.8	-
9:25	53.3	53.4	9:25	36.0	40.9	-
9:26	53.3	53.5	9:26	35.5	40.9	-
9:27	53.3	53.5	9:27	34.3	40.8	-
9:28	53.0	53.6	9:28	35.0	40.7	-
9:29	53.0	53.5	9:29	33.8	40.7	-
9:30	53.0	53.5	9:30	35.8	40.8	-

Grand Union Bowling Alley Site
BCP #360222
150 Westchester Avenue, Port Chester
February 24, 2025

PARTICULATE DATA						
Upwind			Downwind			Exceeds Particulate Alarm Limit
Time	Concentration (ug/m^3)	15-Min Avg Concentration (ug/m^3)	Time	Concentration (ug/m^3)	15-Min Avg Concentration (ug/m^3)	
9:31	53.0	53.4	9:31	37.0	41.0	-
9:32	53.8	53.5	9:32	34.0	39.9	-
9:33	53.8	53.3	9:33	34.0	38.0	-
9:34	53.8	53.4	9:34	33.8	37.1	-
9:35	53.3	53.4	9:35	34.3	37.1	-
9:36	53.5	53.4	9:36	33.8	36.9	-
9:37	53.8	53.4	9:37	34.0	35.6	-
9:38	53.8	53.4	9:38	33.3	34.7	-
9:39	54.3	53.4	9:39	33.5	34.5	-
9:40	54.0	53.5	9:40	34.5	34.4	-
9:41	54.5	53.6	9:41	33.3	34.3	-
9:42	53.3	53.6	9:42	34.0	34.3	-
9:43	55.8	53.8	9:43	36.5	34.4	-
9:44	54.3	53.8	9:44	36.0	34.5	-
9:45	53.5	53.9	9:45	34.5	34.4	-
9:46	54.3	54.0	9:46	34.0	34.2	-
9:47	54.3	54.0	9:47	37.5	34.5	-
9:48	54.5	54.0	9:48	33.8	34.4	-
9:49	54.3	54.1	9:49	33.3	34.4	-
9:50	54.8	54.2	9:50	37.0	34.6	-
9:51	54.5	54.2	9:51	34.3	34.6	-
9:52	54.3	54.3	9:52	35.8	34.7	-
9:53	55.3	54.4	9:53	34.0	34.8	-
9:54	54.3	54.4	9:54	33.5	34.8	-
9:55	53.5	54.3	9:55	33.5	34.7	-
9:56	53.8	54.3	9:56	33.3	34.7	-
9:57	53.5	54.3	9:57	32.5	34.6	-
9:58	54.0	54.2	9:58	33.8	34.4	-
9:59	54.5	54.2	9:59	36.5	34.5	-
10:00	53.8	54.2	10:00	36.0	34.6	-
10:01	54.5	54.2	10:01	38.3	34.9	-
10:02	53.8	54.2	10:02	36.5	34.8	-
10:03	54.0	54.2	10:03	36.5	35.0	-
10:04	53.3	54.1	10:04	38.8	35.3	-
10:05	54.0	54.1	10:05	34.3	35.2	-
10:06	53.5	54.0	10:06	34.5	35.2	-
10:07	54.0	54.0	10:07	35.3	35.1	-
10:08	53.8	53.9	10:08	34.5	35.2	-
10:09	53.0	53.8	10:09	36.5	35.4	-
10:10	53.8	53.8	10:10	40.0	35.8	-
10:11	54.3	53.8	10:11	36.5	36.0	-
10:12	54.0	53.9	10:12	35.0	36.2	-
10:13	54.0	53.9	10:13	36.5	36.4	-
10:14	52.8	53.8	10:14	34.8	36.3	-
10:15	53.8	53.8	10:15	35.3	36.2	-
10:16	54.5	53.8	10:16	35.5	36.0	-
10:17	53.5	53.7	10:17	36.3	36.0	-
10:18	53.5	53.7	10:18	35.3	35.9	-
10:19	53.3	53.7	10:19	33.5	35.6	-

Grand Union Bowling Alley Site
BCP #360222
150 Westchester Avenue, Port Chester
February 24, 2025

PARTICULATE DATA						
Upwind			Downwind			Exceeds Particulate Alarm Limit
Time	Concentration (ug/m^3)	15-Min Avg Concentration (ug/m^3)	Time	Concentration (ug/m^3)	15-Min Avg Concentration (ug/m^3)	
10:20	53.8	53.7	10:20	38.5	35.9	-
10:21	53.0	53.7	10:21	46.3	36.6	-
10:22	53.5	53.6	10:22	38.3	36.8	-
10:23	53.8	53.6	10:23	37.5	37.0	-
10:24	53.5	53.7	10:24	36.0	37.0	-
10:25	52.8	53.6	10:25	32.8	36.5	-
10:26	53.0	53.5	10:26	34.5	36.4	-
10:27	53.0	53.4	10:27	34.5	36.4	-
10:28	53.0	53.4	10:28	36.5	36.4	-
10:29	52.8	53.4	10:29	36.3	36.5	-
10:30	52.8	53.3	10:30	33.8	36.4	-
10:31	52.5	53.2	10:31	40.5	36.7	-
10:32	52.5	53.1	10:32	35.5	36.6	-
10:33	52.3	53.0	10:33	34.3	36.6	-
10:34	52.8	53.0	10:34	38.5	36.9	-
10:35	52.0	52.9	10:35	38.3	36.9	-
10:36	53.0	52.9	10:36	42.5	36.6	-
10:37	53.0	52.8	10:37	41.0	36.8	-
10:38	52.8	52.8	10:38	40.0	37.0	-
10:39	52.8	52.7	10:39	46.5	37.7	-
10:40	53.0	52.7	10:40	81.5	40.9	-
10:41	52.3	52.7	10:41	52.8	42.2	-
10:42	52.5	52.7	10:42	38.8	42.4	-
10:43	53.3	52.7	10:43	37.0	42.5	-
10:44	52.0	52.6	10:44	34.5	42.4	-
10:45	51.8	52.6	10:45	34.5	42.4	-
10:46	52.0	52.5	10:46	33.0	41.9	-
10:47	53.3	52.6	10:47	39.8	42.2	-
10:48	52.8	52.6	10:48	34.8	42.2	-
10:49	52.0	52.6	10:49	33.8	41.9	-
10:50	52.5	52.6	10:50	33.3	41.6	-
10:51	52.5	52.6	10:51	35.3	41.1	-
10:52	52.0	52.5	10:52	40.5	41.1	-
10:53	53.3	52.5	10:53	46.0	41.5	-
10:54	52.5	52.5	10:54	38.0	40.9	-
10:55	51.5	52.4	10:55	37.0	37.9	-
10:56	52.0	52.4	10:56	31.8	36.5	-
10:57	52.5	52.4	10:57	32.5	36.1	-
10:58	51.8	52.3	10:58	32.5	35.8	-
10:59	52.0	52.3	10:59	33.0	35.7	-
11:00	52.3	52.3	11:00	35.3	35.8	-
11:01	52.3	52.3	11:01	35.5	35.9	-
11:02	51.8	52.2	11:02	34.0	35.5	-
11:03	52.5	52.2	11:03	30.3	35.2	-
11:04	52.0	52.2	11:04	32.8	35.2	-
11:05	52.0	52.2	11:05	33.3	35.2	-
11:06	52.0	52.2	11:06	37.5	35.3	-
11:07	52.3	52.2	11:07	34.0	34.9	-
11:08	51.8	52.1	11:08	32.8	34.0	-

Grand Union Bowling Alley Site
BCP #360222
150 Westchester Avenue, Port Chester
February 24, 2025

PARTICULATE DATA						
Upwind			Downwind			Exceeds Particulate Alarm Limit
Time	Concentration (ug/m^3)	15-Min Avg Concentration (ug/m^3)	Time	Concentration (ug/m^3)	15-Min Avg Concentration (ug/m^3)	
11:09	52.0	52.0	11:09	33.5	33.7	-
11:10	51.8	52.1	11:10	34.3	33.5	-
11:11	52.0	52.1	11:11	40.3	34.1	-
11:12	51.5	52.0	11:12	36.5	34.4	-
11:13	52.0	52.0	11:13	37.0	34.7	-
11:14	51.5	52.0	11:14	33.8	34.7	-
11:15	51.5	51.9	11:15	33.5	34.6	-
11:16	51.3	51.9	11:16	33.3	34.4	-
11:17	51.8	51.9	11:17	31.5	34.3	-
11:18	51.5	51.8	11:18	32.3	34.4	-
11:19	51.5	51.8	11:19	34.5	34.5	-
11:20	51.5	51.7	11:20	32.3	34.5	-
11:21	51.3	51.7	11:21	32.5	34.1	-
11:22	51.3	51.6	11:22	37.3	34.3	-
11:23	51.5	51.6	11:23	34.0	34.4	-
11:24	51.5	51.6	11:24	34.3	34.5	-
11:25	52.0	51.6	11:25	32.3	34.3	-
11:26	52.3	51.6	11:26	29.8	33.6	-
11:27	51.0	51.6	11:27	34.3	33.5	-
11:28	51.8	51.5	11:28	33.5	33.3	-
11:29	52.3	51.6	11:29	33.5	33.2	-
11:30	51.5	51.6	11:30	31.5	33.1	-
11:31	53.0	51.7	11:31	31.3	33.0	-
11:32	51.3	51.7	11:32	29.8	32.9	-
11:33	50.5	51.6	11:33	30.8	32.8	-
11:34	51.0	51.6	11:34	34.5	32.8	-
11:35	51.0	51.5	11:35	30.8	32.7	-
11:36	51.0	51.5	11:36	34.8	32.8	-
11:37	51.0	51.5	11:37	35.5	32.7	-
11:38	51.3	51.5	11:38	35.3	32.8	-
11:39	51.0	51.5	11:39	34.8	32.8	-
11:40	51.3	51.4	11:40	32.8	32.8	-
11:41	52.0	51.4	11:41	34.0	33.1	-
11:42	52.5	51.5	11:42	31.8	33.0	-
11:43	51.3	51.5	11:43	32.3	32.9	-
11:44	51.8	51.4	11:44	30.0	32.6	-
11:45	51.0	51.4	11:45	29.5	32.5	-
11:46	51.8	51.3	11:46	34.8	32.7	-
11:47	51.3	51.3	11:47	30.8	32.8	-
11:48	61.5	52.0	11:48	150.5	40.8	-
11:49	53.0	52.2	11:49	48.5	41.7	-
11:50	52.0	52.2	11:50	33.3	41.9	-
11:51	51.5	52.3	11:51	33.8	41.8	-
11:52	51.5	52.3	11:52	35.0	41.8	-
11:53	52.5	52.4	11:53	36.8	41.9	-
11:54	53.0	52.5	11:54	32.0	41.7	-
11:55	51.8	52.6	11:55	33.8	41.8	-
11:56	51.8	52.5	11:56	31.3	41.6	-
11:57	51.5	52.5	11:57	31.3	41.6	-

Grand Union Bowling Alley Site
BCP #360222
150 Westchester Avenue, Port Chester
February 24, 2025

PARTICULATE DATA						
Upwind			Downwind			Exceeds Particulate Alarm Limit
Time	Concentration (ug/m^3)	15-Min Avg Concentration (ug/m^3)	Time	Concentration (ug/m^3)	15-Min Avg Concentration (ug/m^3)	
11:58	51.8	52.5	11:58	31.0	41.5	-
11:59	51.0	52.5	11:59	40.0	42.1	-
12:00	51.5	52.5	12:00	33.5	42.4	-
12:01	51.3	52.5	12:01	34.5	42.4	-
12:02	51.3	52.5	12:02	36.3	42.8	-
12:03	51.3	51.8	12:03	30.3	34.7	-
12:04	51.3	51.7	12:04	33.3	33.7	-
12:05	52.3	51.7	12:05	35.0	33.8	-
12:06	51.5	51.7	12:06	45.3	34.6	-
12:07	52.0	51.7	12:07	40.3	35.0	-
12:08	51.5	51.6	12:08	34.0	34.8	-
12:09	51.3	51.5	12:09	32.0	34.8	-
12:10	51.0	51.5	12:10	33.0	34.7	-
12:11	51.0	51.4	12:11	29.8	34.6	-
12:12	51.0	51.4	12:12	29.0	34.5	-
12:13	51.3	51.4	12:13	31.0	34.5	-
12:14	51.5	51.4	12:14	30.8	33.9	-
12:15	51.5	51.4	12:15	31.8	33.7	-
12:16	51.3	51.4	12:16	30.3	33.5	-
12:17	52.0	51.4	12:17	33.0	33.2	-
12:18	51.5	51.5	12:18	30.0	33.2	-
12:19	51.8	51.5	12:19	29.5	33.0	-
12:20	50.8	51.4	12:20	28.5	32.5	-
12:21	51.0	51.4	12:21	29.0	31.5	-
12:22	51.3	51.3	12:22	30.0	30.8	-
12:23	51.0	51.3	12:23	29.8	30.5	-
12:24	52.0	51.3	12:24	30.5	30.4	-
12:25	50.8	51.3	12:25	30.8	30.2	-
12:26	51.3	51.3	12:26	30.3	30.3	-
12:27	51.0	51.3	12:27	28.5	30.2	-
12:28	51.0	51.3	12:28	26.5	29.9	-
12:29	50.3	51.2	12:29	30.0	29.9	-
12:30	50.8	51.2	12:30	29.0	29.7	-
12:31	51.3	51.2	12:31	30.3	29.7	-
12:32	51.3	51.1	12:32	29.0	29.4	-
12:33	50.8	51.1	12:33	28.8	29.4	-
12:34	50.8	51.0	12:34	30.5	29.4	-
12:35	52.3	51.1	12:35	30.5	29.6	-
12:36	51.0	51.1	12:36	29.8	29.6	-
12:37	50.8	51.1	12:37	31.8	29.7	-
12:38	50.8	51.1	12:38	32.0	29.9	-
12:39	50.5	51.0	12:39	28.8	29.8	-
12:40	50.5	50.9	12:40	30.5	29.7	-
12:41	51.0	50.9	12:41	31.3	29.8	-
12:42	51.0	50.9	12:42	34.3	30.2	-
12:43	50.5	50.9	12:43	29.8	30.4	-
12:44	50.5	50.9	12:44	28.8	30.3	-
12:45	51.3	50.9	12:45	30.0	30.4	-
12:46	51.0	50.9	12:46	28.5	30.3	-

Grand Union Bowling Alley Site
BCP #360222
150 Westchester Avenue, Port Chester
February 24, 2025

PARTICULATE DATA						
Upwind			Downwind			Exceeds Particulate Alarm Limit
Time	Concentration (ug/m^3)	15-Min Avg Concentration (ug/m^3)	Time	Concentration (ug/m^3)	15-Min Avg Concentration (ug/m^3)	
12:47	51.0	50.9	12:47	36.8	30.8	-
12:48	50.5	50.9	12:48	36.0	31.3	-
12:49	50.5	50.9	12:49	31.5	31.3	-
12:50	51.5	50.8	12:50	28.0	31.2	-
12:51	52.0	50.9	12:51	32.5	31.4	-
12:52	50.8	50.9	12:52	28.8	31.2	-
12:53	50.8	50.9	12:53	28.8	30.9	-
12:54	51.3	50.9	12:54	30.0	31.0	-
12:55	51.5	51.0	12:55	27.8	30.8	-
12:56	51.0	51.0	12:56	29.5	30.7	-
12:57	51.8	51.1	12:57	27.8	30.3	-
12:58	51.0	51.1	12:58	30.8	30.4	-
12:59	50.8	51.1	12:59	29.8	30.4	-
13:00	51.3	51.1	13:00	34.3	30.7	-
13:01	51.5	51.1	13:01	30.5	30.8	-
13:02	52.0	51.2	13:02	37.0	30.9	-
13:03	51.3	51.3	13:03	46.8	31.6	-
13:04	50.8	51.3	13:04	35.0	31.8	-
13:05	51.8	51.3	13:05	31.3	32.0	-
13:06	51.5	51.3	13:06	34.3	32.1	-
13:07	52.0	51.3	13:07	27.8	32.1	-
13:08	51.3	51.4	13:08	28.8	32.1	-
13:09	50.8	51.3	13:09	29.8	32.1	-
13:10	51.0	51.3	13:10	29.0	32.1	-
13:11	53.0	51.4	13:11	30.8	32.2	-
13:12	51.3	51.4	13:12	33.0	32.6	-
13:13	51.0	51.4	13:13	30.3	32.5	-
13:14	50.8	51.4	13:14	31.8	32.7	-
13:15	50.8	51.4	13:15	28.8	32.3	-
13:16	50.8	51.3	13:16	30.5	32.3	-
13:17	51.0	51.3	13:17	29.0	31.8	-
13:18	51.3	51.3	13:18	32.3	30.8	-
13:19	51.3	51.3	13:19	31.0	30.5	-
13:20	51.3	51.3	13:20	29.5	30.4	-
13:21	51.0	51.2	13:21	28.3	30.0	-
13:22	51.3	51.2	13:22	29.3	30.1	-
13:23	50.8	51.1	13:23	28.8	30.1	-
13:24	51.3	51.2	13:24	31.5	30.2	-
13:25	50.8	51.2	13:25	30.8	30.4	-
13:26	50.8	51.0	13:26	32.3	30.5	-
13:27	50.8	51.0	13:27	35.3	30.6	-
13:28	49.8	50.9	13:28	31.0	30.7	-
13:29	50.3	50.9	13:29	28.8	30.5	-
13:30	50.5	50.8	13:30	35.0	30.9	-
13:31	50.8	50.8	13:31	30.5	30.9	-
13:32	50.8	50.8	13:32	31.3	31.0	-
13:33	50.3	50.8	13:33	34.0	31.1	-
13:34	51.5	50.8	13:34	32.3	31.2	-
13:35	50.0	50.7	13:35	30.3	31.3	-

Grand Union Bowling Alley Site
BCP #360222
150 Westchester Avenue, Port Chester
February 24, 2025

PARTICULATE DATA						
Upwind			Downwind			Exceeds Particulate Alarm Limit
Time	Concentration (ug/m^3)	15-Min Avg Concentration (ug/m^3)	Time	Concentration (ug/m^3)	15-Min Avg Concentration (ug/m^3)	
13:36	50.3	50.6	13:36	33.0	31.6	-
13:37	50.8	50.6	13:37	30.0	31.6	-
13:38	50.0	50.6	13:38	29.8	31.7	-
13:39	50.8	50.5	13:39	32.0	31.7	-
13:40	50.3	50.5	13:40	33.3	31.9	-
13:41	50.8	50.5	13:41	29.0	31.7	-
13:42	52.0	50.6	13:42	30.5	31.4	-
13:43	50.3	50.6	13:43	29.8	31.3	-
13:44	50.5	50.6	13:44	29.5	31.3	-
13:45	50.5	50.6	13:45	35.8	31.4	-
13:46	50.8	50.6	13:46	36.8	31.8	-
13:47	50.3	50.6	13:47	34.3	32.0	-
13:48	51.3	50.7	13:48	39.3	32.4	-
13:49	51.0	50.6	13:49	29.8	32.2	-
13:50	52.8	50.8	13:50	31.5	32.3	-
13:51	51.3	50.9	13:51	34.5	32.4	-
13:52	51.5	50.9	13:52	30.3	32.4	-
13:53	53.8	51.2	13:53	31.5	32.5	-
13:54	51.5	51.2	13:54	35.5	32.7	-
13:55	52.3	51.4	13:55	34.8	32.8	-
13:56	51.5	51.4	13:56	31.5	33.0	-
13:57	51.8	51.4	13:57	31.0	33.0	-
13:58	51.5	51.5	13:58	33.5	33.3	-
13:59	51.3	51.5	13:59	34.8	33.6	-
14:00	51.8	51.6	14:00	35.3	33.6	-
14:01	51.8	51.7	14:01	31.8	33.3	-
14:02	52.3	51.8	14:02	35.0	33.3	-
14:03	52.0	51.9	14:03	40.5	33.4	-
14:04	52.3	51.9	14:04	34.5	33.7	-
14:05	55.8	52.1	14:05	39.5	34.3	-
14:06	52.5	52.2	14:06	37.0	34.4	-
14:07	52.0	52.3	14:07	38.8	35.0	-
14:08	55.3	52.4	14:08	39.0	35.5	-
14:09	51.8	52.4	14:09	37.0	35.6	-
14:10	51.5	52.3	14:10	35.0	35.6	-
14:11	52.8	52.4	14:11	31.5	35.6	-
14:12	52.3	52.4	14:12	32.3	35.7	-
14:13	52.8	52.5	14:13	33.8	35.7	-
14:14	52.3	52.6	14:14	35.3	35.7	-
14:15	52.8	52.7	14:15	36.0	35.8	-
14:16	52.5	52.7	14:16	34.5	36.0	-
14:17	52.3	52.7	14:17	36.8	36.1	-
14:18	53.0	52.8	14:18	37.8	35.9	-
14:19	53.0	52.8	14:19	52.0	37.1	-
14:20	52.5	52.6	14:20	50.3	37.8	-
14:21	52.0	52.6	14:21	37.0	37.8	-
14:22	53.8	52.7	14:22	37.0	37.7	-
14:23	51.8	52.5	14:23	36.5	37.5	-
14:24	55.5	52.7	14:24	37.5	37.5	-

Grand Union Bowling Alley Site
BCP #360222
150 Westchester Avenue, Port Chester
February 24, 2025

PARTICULATE DATA						
Upwind			Downwind			Exceeds Particulate Alarm Limit
Time	Concentration (ug/m^3)	15-Min Avg Concentration (ug/m^3)	Time	Concentration (ug/m^3)	15-Min Avg Concentration (ug/m^3)	
14:25	53.0	52.8	14:25	37.3	37.7	-
14:26	52.5	52.8	14:26	37.3	38.1	-
14:27	52.0	52.8	14:27	38.5	38.5	-
14:28	51.8	52.7	14:28	38.5	38.8	-
14:29	51.8	52.7	14:29	39.0	39.1	-
14:30	52.0	52.6	14:30	38.0	39.2	-
14:31	51.5	52.6	14:31	38.5	39.5	-
14:32	51.8	52.5	14:32	38.0	39.5	-
14:33	53.5	52.6	14:33	43.5	39.9	-
14:34	51.5	52.5	14:34	40.0	39.1	-
14:35	53.5	52.5	14:35	39.0	38.4	-
14:36	54.0	52.7	14:36	40.0	38.6	-
14:37	52.3	52.6	14:37	39.0	38.7	-
14:38	52.3	52.6	14:38	45.3	39.3	-
14:39	52.0	52.4	14:39	42.5	39.6	-

Grand Union Bowling Alley Site
BCP #360222
150 Westchester Avenue, Port Chester
February 24, 2025

Monday, February 24, 2025						
Number of Instances Where Downwind VOCs Exceeds Upwind VOCs + 5 =						0
Number of Comparable Data Points =						384
Start Time:						8:00
End Time:						14:39
PID DATA						
Upwind			Downwind			
Time	Concentration (ppm)	15-Min Avg Concentration (ppm)	Time	Concentration (ppm)	15-Min Avg Concentration (ppm)	Exceeds VOC Alarm Limit
8:00	0.0	-	8:00	-	-	-
8:01	0.0	-	8:01	0.0	-	-
8:02	0.0	-	8:02	0.0	-	-
8:03	0.0	-	8:03	0.0	-	-
8:04	0.0	-	8:04	0.0	-	-
8:05	0.0	-	8:05	0.0	-	-
8:06	0.0	-	8:06	0.0	-	-
8:07	0.0	-	8:07	0.0	-	-
8:08	0.0	-	8:08	0.0	-	-
8:09	0.0	-	8:09	0.0	-	-
8:10	0.0	-	8:10	0.0	-	-
8:11	0.0	-	8:11	0.0	-	-
8:12	0.0	-	8:12	0.0	-	-
8:13	0.0	-	8:13	0.0	-	-
8:14	0.0	-	8:14	0.0	-	-
8:15	0.0	0.0	8:15	0.0	-	-
8:16	0.0	0.0	8:16	0.0	0.0	-
8:17	0.0	0.0	8:17	0.0	0.0	-
8:18	0.0	0.0	8:18	0.0	0.0	-
8:19	0.0	0.0	8:19	0.0	0.0	-
8:20	0.0	0.0	8:20	0.0	0.0	-
8:21	0.0	0.0	8:21	0.0	0.0	-
8:22	0.0	0.0	8:22	0.0	0.0	-
8:23	0.0	0.0	8:23	0.0	0.0	-
8:24	0.0	0.0	8:24	0.0	0.0	-
8:25	0.0	0.0	8:25	0.0	0.0	-
8:26	0.0	0.0	8:26	0.0	0.0	-
8:27	0.0	0.0	8:27	0.0	0.0	-
8:28	0.0	0.0	8:28	0.0	0.0	-
8:29	0.0	0.0	8:29	0.0	0.0	-
8:30	0.0	0.0	8:30	0.0	0.0	-
8:31	0.0	0.0	8:31	0.0	0.0	-
8:32	0.0	0.0	8:32	0.0	0.0	-
8:33	0.0	0.0	8:33	0.0	0.0	-
8:34	0.0	0.0	8:34	0.0	0.0	-
8:35	0.0	0.0	8:35	0.0	0.0	-
8:36	0.0	0.0	8:36	0.0	0.0	-
8:37	0.0	0.0	8:37	0.0	0.0	-
8:38	0.0	0.0	8:38	0.0	0.0	-
8:39	0.0	0.0	8:39	0.0	0.0	-
8:40	0.0	0.0	8:40	0.0	0.0	-
8:41	0.0	0.0	8:41	0.0	0.0	-

Grand Union Bowling Alley Site
BCP #360222
150 Westchester Avenue, Port Chester
February 24, 2025

PID DATA						
Upwind			Downwind			
Time	Concentration (ppm)	15-Min Avg Concentration (ppm)	Time	Concentration (ppm)	15-Min Avg Concentration (ppm)	Exceeds VOC Alarm Limit
8:42	0.0	0.0	8:42	0.0	0.0	-
8:43	0.0	0.0	8:43	0.0	0.0	-
8:44	0.0	0.0	8:44	0.0	0.0	-
8:45	0.0	0.0	8:45	0.0	0.0	-
8:46	0.0	0.0	8:46	0.0	0.0	-
8:47	0.0	0.0	8:47	0.0	0.0	-
8:48	0.0	0.0	8:48	0.0	0.0	-
8:49	0.0	0.0	8:49	0.0	0.0	-
8:50	0.0	0.0	8:50	0.0	0.0	-
8:51	0.0	0.0	8:51	0.0	0.0	-
8:52	0.0	0.0	8:52	0.0	0.0	-
8:53	0.0	0.0	8:53	0.0	0.0	-
8:54	0.0	0.0	8:54	0.0	0.0	-
8:55	0.0	0.0	8:55	0.0	0.0	-
8:56	0.0	0.0	8:56	0.0	0.0	-
8:57	0.0	0.0	8:57	0.0	0.0	-
8:58	0.0	0.0	8:58	0.0	0.0	-
8:59	0.0	0.0	8:59	0.0	0.0	-
9:00	0.0	0.0	9:00	0.0	0.0	-
9:01	0.0	0.0	9:01	0.0	0.0	-
9:02	0.0	0.0	9:02	0.0	0.0	-
9:03	0.0	0.0	9:03	0.0	0.0	-
9:04	0.0	0.0	9:04	0.0	0.0	-
9:05	0.0	0.0	9:05	0.0	0.0	-
9:06	0.0	0.0	9:06	0.0	0.0	-
9:07	0.0	0.0	9:07	0.0	0.0	-
9:08	0.0	0.0	9:08	0.0	0.0	-
9:09	0.0	0.0	9:09	0.0	0.0	-
9:10	0.0	0.0	9:10	0.0	0.0	-
9:11	0.0	0.0	9:11	0.0	0.0	-
9:12	0.0	0.0	9:12	0.0	0.0	-
9:13	0.0	0.0	9:13	0.0	0.0	-
9:14	0.0	0.0	9:14	0.0	0.0	-
9:15	0.0	0.0	9:15	0.0	0.0	-
9:16	0.0	0.0	9:16	0.0	0.0	-
9:17	0.0	0.0	9:17	0.0	0.0	-
9:18	0.0	0.0	9:18	0.0	0.0	-
9:19	0.0	0.0	9:19	0.0	0.0	-
9:20	0.0	0.0	9:20	0.0	0.0	-
9:21	0.0	0.0	9:21	0.0	0.0	-
9:22	0.0	0.0	9:22	0.0	0.0	-
9:23	0.0	0.0	9:23	0.0	0.0	-
9:24	0.0	0.0	9:24	0.0	0.0	-
9:25	0.0	0.0	9:25	0.0	0.0	-
9:26	0.0	0.0	9:26	0.0	0.0	-
9:27	0.0	0.0	9:27	0.0	0.0	-
9:28	0.0	0.0	9:28	0.0	0.0	-
9:29	0.0	0.0	9:29	0.0	0.0	-

Grand Union Bowling Alley Site
BCP #360222
150 Westchester Avenue, Port Chester
February 24, 2025

PID DATA						
Upwind			Downwind			
Time	Concentration (ppm)	15-Min Avg Concentration (ppm)	Time	Concentration (ppm)	15-Min Avg Concentration (ppm)	Exceeds VOC Alarm Limit
9:30	0.0	0.0	9:30	0.0	0.0	-
9:31	0.0	0.0	9:31	0.0	0.0	-
9:32	0.0	0.0	9:32	0.0	0.0	-
9:33	0.0	0.0	9:33	0.0	0.0	-
9:34	0.0	0.0	9:34	0.0	0.0	-
9:35	0.0	0.0	9:35	0.0	0.0	-
9:36	0.0	0.0	9:36	0.0	0.0	-
9:37	0.0	0.0	9:37	0.0	0.0	-
9:38	0.0	0.0	9:38	0.0	0.0	-
9:39	0.0	0.0	9:39	0.0	0.0	-
9:40	0.0	0.0	9:40	0.0	0.0	-
9:41	0.0	0.0	9:41	0.0	0.0	-
9:42	0.0	0.0	9:42	0.0	0.0	-
9:43	0.0	0.0	9:43	0.0	0.0	-
9:44	0.0	0.0	9:44	0.0	0.0	-
9:45	0.0	0.0	9:45	0.0	0.0	-
9:46	0.0	0.0	9:46	0.0	0.0	-
9:47	0.0	0.0	9:47	0.0	0.0	-
9:48	0.0	0.0	9:48	0.0	0.0	-
9:49	0.0	0.0	9:49	0.0	0.0	-
9:50	0.0	0.0	9:50	0.0	0.0	-
9:51	0.0	0.0	9:51	0.0	0.0	-
9:52	0.0	0.0	9:52	0.0	0.0	-
9:53	0.0	0.0	9:53	0.0	0.0	-
9:54	0.0	0.0	9:54	0.0	0.0	-
9:55	0.0	0.0	9:55	0.0	0.0	-
9:56	0.0	0.0	9:56	0.0	0.0	-
9:57	0.0	0.0	9:57	0.0	0.0	-
9:58	0.0	0.0	9:58	0.0	0.0	-
9:59	0.0	0.0	9:59	0.0	0.0	-
10:00	0.0	0.0	10:00	0.0	0.0	-
10:01	0.0	0.0	10:01	0.0	0.0	-
10:02	0.0	0.0	10:02	0.0	0.0	-
10:03	0.0	0.0	10:03	0.0	0.0	-
10:04	0.0	0.0	10:04	0.0	0.0	-
10:05	0.0	0.0	10:05	0.0	0.0	-
10:06	0.0	0.0	10:06	0.0	0.0	-
10:07	0.0	0.0	10:07	0.0	0.0	-
10:08	0.0	0.0	10:08	0.0	0.0	-
10:09	0.0	0.0	10:09	0.0	0.0	-
10:10	0.0	0.0	10:10	0.0	0.0	-
10:11	0.0	0.0	10:11	0.0	0.0	-
10:12	0.0	0.0	10:12	0.0	0.0	-
10:13	0.0	0.0	10:13	0.0	0.0	-
10:14	0.0	0.0	10:14	0.0	0.0	-
10:15	0.0	0.0	10:15	0.0	0.0	-
10:16	0.0	0.0	10:16	0.0	0.0	-
10:17	0.0	0.0	10:17	0.0	0.0	-

Grand Union Bowling Alley Site
BCP #360222
150 Westchester Avenue, Port Chester
February 24, 2025

PID DATA						
Upwind			Downwind			
Time	Concentration (ppm)	15-Min Avg Concentration (ppm)	Time	Concentration (ppm)	15-Min Avg Concentration (ppm)	Exceeds VOC Alarm Limit
10:18	0.0	0.0	10:18	0.0	0.0	-
10:19	0.0	0.0	10:19	0.0	0.0	-
10:20	0.0	0.0	10:20	0.0	0.0	-
10:21	0.0	0.0	10:21	0.0	0.0	-
10:22	0.0	0.0	10:22	0.0	0.0	-
10:23	0.0	0.0	10:23	0.0	0.0	-
10:24	0.0	0.0	10:24	0.0	0.0	-
10:25	0.0	0.0	10:25	0.0	0.0	-
10:26	0.0	0.0	10:26	0.0	0.0	-
10:27	0.0	0.0	10:27	0.0	0.0	-
10:28	0.0	0.0	10:28	0.0	0.0	-
10:29	0.0	0.0	10:29	0.0	0.0	-
10:30	0.0	0.0	10:30	0.0	0.0	-
10:31	0.0	0.0	10:31	0.0	0.0	-
10:32	0.0	0.0	10:32	0.0	0.0	-
10:33	0.0	0.0	10:33	0.0	0.0	-
10:34	0.0	0.0	10:34	0.0	0.0	-
10:35	0.0	0.0	10:35	0.0	0.0	-
10:36	0.0	0.0	10:36	0.0	0.0	-
10:37	0.0	0.0	10:37	0.0	0.0	-
10:38	0.0	0.0	10:38	0.0	0.0	-
10:39	0.0	0.0	10:39	0.0	0.0	-
10:40	0.0	0.0	10:40	0.0	0.0	-
10:41	0.0	0.0	10:41	0.0	0.0	-
10:42	0.0	0.0	10:42	0.0	0.0	-
10:43	0.0	0.0	10:43	0.0	0.0	-
10:44	0.0	0.0	10:44	0.0	0.0	-
10:45	0.0	0.0	10:45	0.0	0.0	-
10:46	0.0	0.0	10:46	0.0	0.0	-
10:47	0.0	0.0	10:47	0.0	0.0	-
10:48	0.0	0.0	10:48	0.0	0.0	-
10:49	0.0	0.0	10:49	0.0	0.0	-
10:50	0.0	0.0	10:50	0.0	0.0	-
10:51	0.0	0.0	10:51	0.0	0.0	-
10:52	0.0	0.0	10:52	0.0	0.0	-
10:53	0.0	0.0	10:53	0.0	0.0	-
10:54	0.0	0.0	10:54	0.0	0.0	-
10:55	0.0	0.0	10:55	0.0	0.0	-
10:56	0.0	0.0	10:56	0.0	0.0	-
10:57	0.0	0.0	10:57	0.0	0.0	-
10:58	0.0	0.0	10:58	0.0	0.0	-
10:59	0.0	0.0	10:59	0.0	0.0	-
11:00	0.0	0.0	11:00	0.0	0.0	-
11:01	0.0	0.0	11:01	0.0	0.0	-
11:02	0.0	0.0	11:02	0.0	0.0	-
11:03	0.0	0.0	11:03	0.0	0.0	-
11:04	0.0	0.0	11:04	0.0	0.0	-
11:05	0.0	0.0	11:05	0.0	0.0	-

Grand Union Bowling Alley Site
BCP #360222
150 Westchester Avenue, Port Chester
February 24, 2025

PID DATA						
Upwind			Downwind			
Time	Concentration (ppm)	15-Min Avg Concentration (ppm)	Time	Concentration (ppm)	15-Min Avg Concentration (ppm)	Exceeds VOC Alarm Limit
11:06	0.0	0.0	11:06	0.0	0.0	-
11:07	0.0	0.0	11:07	0.0	0.0	-
11:08	0.0	0.0	11:08	0.0	0.0	-
11:09	0.0	0.0	11:09	0.0	0.0	-
11:10	0.0	0.0	11:10	0.0	0.0	-
11:11	0.0	0.0	11:11	0.0	0.0	-
11:12	0.0	0.0	11:12	0.0	0.0	-
11:13	0.0	0.0	11:13	0.0	0.0	-
11:14	0.0	0.0	11:14	0.0	0.0	-
11:15	0.0	0.0	11:15	0.0	0.0	-
11:16	0.0	0.0	11:16	0.0	0.0	-
11:17	0.0	0.0	11:17	0.0	0.0	-
11:18	0.0	0.0	11:18	0.0	0.0	-
11:19	0.0	0.0	11:19	0.0	0.0	-
11:20	0.0	0.0	11:20	0.0	0.0	-
11:21	0.0	0.0	11:21	0.0	0.0	-
11:22	0.0	0.0	11:22	0.0	0.0	-
11:23	0.0	0.0	11:23	0.0	0.0	-
11:24	0.0	0.0	11:24	0.0	0.0	-
11:25	0.0	0.0	11:25	0.0	0.0	-
11:26	0.0	0.0	11:26	0.0	0.0	-
11:27	0.0	0.0	11:27	0.0	0.0	-
11:28	0.0	0.0	11:28	0.0	0.0	-
11:29	0.0	0.0	11:29	0.0	0.0	-
11:30	0.0	0.0	11:30	0.0	0.0	-
11:31	0.0	0.0	11:31	0.0	0.0	-
11:32	0.0	0.0	11:32	0.0	0.0	-
11:33	0.0	0.0	11:33	0.0	0.0	-
11:34	0.0	0.0	11:34	0.0	0.0	-
11:35	0.0	0.0	11:35	0.0	0.0	-
11:36	0.0	0.0	11:36	0.0	0.0	-
11:37	0.0	0.0	11:37	0.0	0.0	-
11:38	0.0	0.0	11:38	0.0	0.0	-
11:39	0.0	0.0	11:39	0.0	0.0	-
11:40	0.0	0.0	11:40	0.0	0.0	-
11:41	0.0	0.0	11:41	0.0	0.0	-
11:42	0.0	0.0	11:42	0.0	0.0	-
11:43	0.0	0.0	11:43	0.0	0.0	-
11:44	0.0	0.0	11:44	0.0	0.0	-
11:45	0.0	0.0	11:45	0.0	0.0	-
11:46	0.0	0.0	11:46	0.0	0.0	-
11:47	0.0	0.0	11:47	0.0	0.0	-
11:48	0.0	0.0	11:48	0.0	0.0	-
11:49	0.0	0.0	11:49	0.0	0.0	-
11:50	0.0	0.0	11:50	0.0	0.0	-
11:51	0.0	0.0	11:51	0.0	0.0	-
11:52	0.0	0.0	11:52	0.0	0.0	-
11:53	0.0	0.0	11:53	0.0	0.0	-

Grand Union Bowling Alley Site
BCP #360222
150 Westchester Avenue, Port Chester
February 24, 2025

PID DATA						
Upwind			Downwind			
Time	Concentration (ppm)	15-Min Avg Concentration (ppm)	Time	Concentration (ppm)	15-Min Avg Concentration (ppm)	Exceeds VOC Alarm Limit
11:54	0.0	0.0	11:54	0.0	0.0	-
11:55	0.0	0.0	11:55	0.0	0.0	-
11:56	0.0	0.0	11:56	0.0	0.0	-
11:57	0.0	0.0	11:57	0.0	0.0	-
11:58	0.0	0.0	11:58	0.0	0.0	-
11:59	0.0	0.0	11:59	0.0	0.0	-
12:00	0.0	0.0	12:00	0.0	0.0	-
12:01	0.0	0.0	12:01	0.0	0.0	-
12:02	0.0	0.0	12:02	0.0	0.0	-
12:03	0.0	0.0	12:03	0.0	0.0	-
12:04	0.0	0.0	12:04	0.0	0.0	-
12:05	0.0	0.0	12:05	0.0	0.0	-
12:06	0.0	0.0	12:06	0.0	0.0	-
12:07	0.0	0.0	12:07	0.0	0.0	-
12:08	0.0	0.0	12:08	0.0	0.0	-
12:09	0.0	0.0	12:09	0.0	0.0	-
12:10	0.0	0.0	12:10	0.0	0.0	-
12:11	0.0	0.0	12:11	0.0	0.0	-
12:12	0.0	0.0	12:12	0.0	0.0	-
12:13	0.0	0.0	12:13	0.0	0.0	-
12:14	0.0	0.0	12:14	0.0	0.0	-
12:15	0.0	0.0	12:15	0.0	0.0	-
12:16	0.0	0.0	12:16	0.0	0.0	-
12:17	0.0	0.0	12:17	0.0	0.0	-
12:18	0.0	0.0	12:18	0.0	0.0	-
12:19	0.0	0.0	12:19	0.0	0.0	-
12:20	0.0	0.0	12:20	0.0	0.0	-
12:21	0.0	0.0	12:21	0.0	0.0	-
12:22	0.0	0.0	12:22	0.0	0.0	-
12:23	0.0	0.0	12:23	0.0	0.0	-
12:24	0.0	0.0	12:24	0.0	0.0	-
12:25	0.0	0.0	12:25	0.0	0.0	-
12:26	0.0	0.0	12:26	0.0	0.0	-
12:27	0.0	0.0	12:27	0.0	0.0	-
12:28	0.0	0.0	12:28	0.0	0.0	-
12:29	0.0	0.0	12:29	0.0	0.0	-
12:30	0.0	0.0	12:30	0.0	0.0	-
12:31	0.0	0.0	12:31	0.0	0.0	-
12:32	0.0	0.0	12:32	0.0	0.0	-
12:33	0.0	0.0	12:33	0.0	0.0	-
12:34	0.0	0.0	12:34	0.0	0.0	-
12:35	0.0	0.0	12:35	0.0	0.0	-
12:36	0.0	0.0	12:36	0.0	0.0	-
12:37	0.0	0.0	12:37	0.0	0.0	-
12:38	0.0	0.0	12:38	0.0	0.0	-
12:39	0.0	0.0	12:39	0.0	0.0	-
12:40	0.0	0.0	12:40	0.0	0.0	-
12:41	0.0	0.0	12:41	0.0	0.0	-

Grand Union Bowling Alley Site
BCP #360222
150 Westchester Avenue, Port Chester
February 24, 2025

PID DATA						
Upwind			Downwind			
Time	Concentration (ppm)	15-Min Avg Concentration (ppm)	Time	Concentration (ppm)	15-Min Avg Concentration (ppm)	Exceeds VOC Alarm Limit
12:42	0.0	0.0	12:42	0.0	0.0	-
12:43	0.0	0.0	12:43	0.0	0.0	-
12:44	0.0	0.0	12:44	0.0	0.0	-
12:45	0.0	0.0	12:45	0.0	0.0	-
12:46	0.0	0.0	12:46	0.0	0.0	-
12:47	0.0	0.0	12:47	0.0	0.0	-
12:48	0.0	0.0	12:48	0.0	0.0	-
12:49	0.0	0.0	12:49	0.0	0.0	-
12:50	0.0	0.0	12:50	0.0	0.0	-
12:51	0.0	0.0	12:51	0.0	0.0	-
12:52	0.0	0.0	12:52	0.0	0.0	-
12:53	0.0	0.0	12:53	0.0	0.0	-
12:54	0.0	0.0	12:54	0.0	0.0	-
12:55	0.0	0.0	12:55	0.0	0.0	-
12:56	0.0	0.0	12:56	0.0	0.0	-
12:57	0.0	0.0	12:57	0.0	0.0	-
12:58	0.0	0.0	12:58	0.0	0.0	-
12:59	0.0	0.0	12:59	0.0	0.0	-
13:00	0.0	0.0	13:00	0.0	0.0	-
13:01	0.0	0.0	13:01	0.0	0.0	-
13:02	0.0	0.0	13:02	0.0	0.0	-
13:03	0.0	0.0	13:03	0.0	0.0	-
13:04	0.0	0.0	13:04	0.0	0.0	-
13:05	0.0	0.0	13:05	0.0	0.0	-
13:06	0.0	0.0	13:06	0.0	0.0	-
13:07	0.0	0.0	13:07	0.0	0.0	-
13:08	0.0	0.0	13:08	0.0	0.0	-
13:09	0.0	0.0	13:09	0.0	0.0	-
13:10	0.0	0.0	13:10	0.0	0.0	-
13:11	0.0	0.0	13:11	0.0	0.0	-
13:12	0.0	0.0	13:12	0.0	0.0	-
13:13	0.0	0.0	13:13	0.0	0.0	-
13:14	0.0	0.0	13:14	0.0	0.0	-
13:15	0.0	0.0	13:15	0.0	0.0	-
13:16	0.0	0.0	13:16	0.0	0.0	-
13:17	0.0	0.0	13:17	0.0	0.0	-
13:18	0.0	0.0	13:18	0.0	0.0	-
13:19	0.0	0.0	13:19	0.0	0.0	-
13:20	0.0	0.0	13:20	0.0	0.0	-
13:21	0.0	0.0	13:21	0.0	0.0	-
13:22	0.0	0.0	13:22	0.0	0.0	-
13:23	0.0	0.0	13:23	0.0	0.0	-
13:24	0.0	0.0	13:24	0.0	0.0	-
13:25	0.0	0.0	13:25	0.0	0.0	-
13:26	0.0	0.0	13:26	0.0	0.0	-
13:27	0.0	0.0	13:27	0.0	0.0	-
13:28	0.0	0.0	13:28	0.0	0.0	-
13:29	0.0	0.0	13:29	0.0	0.0	-

Grand Union Bowling Alley Site
BCP #360222
150 Westchester Avenue, Port Chester
February 24, 2025

PID DATA						
Upwind			Downwind			
Time	Concentration (ppm)	15-Min Avg Concentration (ppm)	Time	Concentration (ppm)	15-Min Avg Concentration (ppm)	Exceeds VOC Alarm Limit
13:30	0.0	0.0	13:30	0.0	0.0	-
13:31	0.0	0.0	13:31	0.0	0.0	-
13:32	0.0	0.0	13:32	0.0	0.0	-
13:33	0.0	0.0	13:33	0.0	0.0	-
13:34	0.0	0.0	13:34	0.0	0.0	-
13:35	0.0	0.0	13:35	0.0	0.0	-
13:36	0.0	0.0	13:36	0.0	0.0	-
13:37	0.0	0.0	13:37	0.0	0.0	-
13:38	0.0	0.0	13:38	0.0	0.0	-
13:39	0.0	0.0	13:39	0.0	0.0	-
13:40	0.0	0.0	13:40	0.0	0.0	-
13:41	0.0	0.0	13:41	0.0	0.0	-
13:42	0.0	0.0	13:42	0.0	0.0	-
13:43	0.0	0.0	13:43	0.0	0.0	-
13:44	0.0	0.0	13:44	0.0	0.0	-
13:45	0.0	0.0	13:45	0.0	0.0	-
13:46	0.0	0.0	13:46	0.0	0.0	-
13:47	0.0	0.0	13:47	0.0	0.0	-
13:48	0.0	0.0	13:48	0.0	0.0	-
13:49	0.0	0.0	13:49	0.0	0.0	-
13:50	0.0	0.0	13:50	0.0	0.0	-
13:51	0.0	0.0	13:51	0.0	0.0	-
13:52	0.0	0.0	13:52	0.0	0.0	-
13:53	0.0	0.0	13:53	0.0	0.0	-
13:54	0.0	0.0	13:54	0.0	0.0	-
13:55	0.0	0.0	13:55	0.0	0.0	-
13:56	0.0	0.0	13:56	0.0	0.0	-
13:57	0.0	0.0	13:57	0.0	0.0	-
13:58	0.0	0.0	13:58	0.0	0.0	-
13:59	0.0	0.0	13:59	0.0	0.0	-
14:00	0.0	0.0	14:00	0.0	0.0	-
14:01	0.0	0.0	14:01	0.0	0.0	-
14:02	0.0	0.0	14:02	0.0	0.0	-
14:03	0.0	0.0	14:03	0.0	0.0	-
14:04	0.0	0.0	14:04	0.0	0.0	-
14:05	0.0	0.0	14:05	0.0	0.0	-
14:06	0.0	0.0	14:06	0.0	0.0	-
14:07	0.0	0.0	14:07	0.0	0.0	-
14:08	0.0	0.0	14:08	0.0	0.0	-
14:09	0.0	0.0	14:09	0.0	0.0	-
14:10	0.0	0.0	14:10	0.0	0.0	-
14:11	0.0	0.0	14:11	0.0	0.0	-
14:12	0.0	0.0	14:12	0.0	0.0	-
14:13	0.0	0.0	14:13	0.0	0.0	-
14:14	0.0	0.0	14:14	0.0	0.0	-
14:15	0.0	0.0	14:15	0.0	0.0	-
14:16	0.0	0.0	14:16	0.0	0.0	-
14:17	0.0	0.0	14:17	0.0	0.0	-

Grand Union Bowling Alley Site
BCP #360222
150 Westchester Avenue, Port Chester
February 24, 2025

PID DATA						
Upwind			Downwind			Exceeds VOC Alarm Limit
Time	Concentration (ppm)	15-Min Avg Concentration (ppm)	Time	Concentration (ppm)	15-Min Avg Concentration (ppm)	
14:18	0.0	0.0	14:18	0.0	0.0	-
14:19	0.0	0.0	14:19	0.0	0.0	-
14:20	0.0	0.0	14:20	0.0	0.0	-
14:21	0.0	0.0	14:21	0.0	0.0	-
14:22	0.0	0.0	14:22	0.0	0.0	-
14:23	0.0	0.0	14:23	0.0	0.0	-
14:24	0.0	0.0	14:24	0.0	0.0	-
14:25	0.0	0.0	14:25	0.0	0.0	-
14:26	0.0	0.0	14:26	0.0	0.0	-
14:27	0.0	0.0	14:27	0.0	0.0	-
14:28	0.0	0.0	14:28	0.0	0.0	-
14:29	0.0	0.0	14:29	0.0	0.0	-
14:30	0.0	0.0	14:30	0.0	0.0	-
14:31	0.0	0.0	14:31	0.0	0.0	-
14:32	0.0	0.0	14:32	0.0	0.0	-
14:33	0.0	0.0	14:33	0.0	0.0	-
14:34	0.0	0.0	14:34	0.0	0.0	-
14:35	0.0	0.0	14:35	0.0	0.0	-
14:36	0.0	0.0	14:36	0.0	0.0	-
14:37	0.0	0.0	14:37	0.0	0.0	-
14:38	0.0	0.0	14:38	0.0	0.0	-
14:39	0.0	0.0	14:39	0.0	0.0	-

SESI CONSULTING ENGINEERS

959 US-46 Floor 3, Suite 300 - Parsippany-Troy Hills, NJ

DAILY AIR MONITORING REPORT
150 Westchester Avenue
Port Chester, New York

02/25/2025

Rev. No. 0 | Page 1 of 2

Project Number: 11895A

Dust Action Level: 150 µg/m^3

VOC Action Level: 5 ppm

Weather Data Range for Work Day		Wind Direction	SSW	Relative Humidity (%)	48.0 - 89.0	Daily Rain Total (in)	0.00	Readings in the summary table and graphs below are the reported downwind concentrations.
Temperature (°F)	35.0 - 56.0	Wind Speed (MPH)	1.2 - 2.8	Barometer (inHg)	29.70 - 29.90	Avg. Dew Point Temp (°F)	35.7	

Station Location	Daily Avg. Dust Concentration (µg/m^3)	Max 15-Min Dust Concentration (µg/m^3)	Time of Max Dust Reading	Daily Avg. VOC Concentration (ppm)	Max 15-Min VOC Concentration (ppm)	Time of Max VOC Reading
Upwind	52.2	61.7	12:14	0.0	0.0	8:19
Downwind	30.3	52.5	12:29	0.0	0.0	8:20

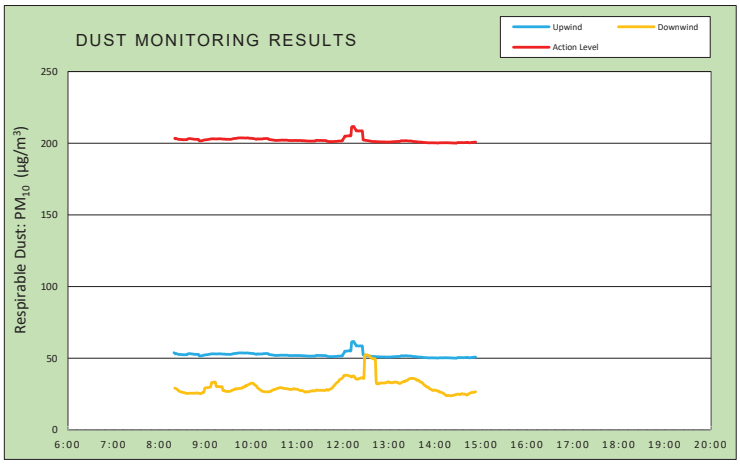

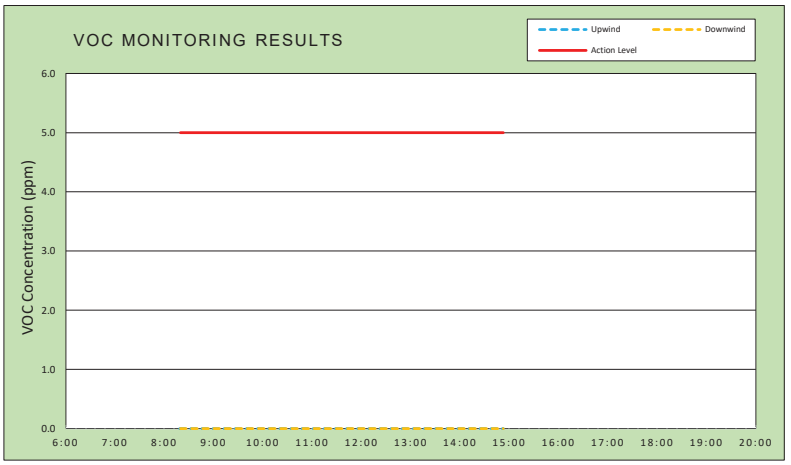

Air Monitoring Notes:

Weather Notes:

EMILCOTT
A Triumvirate Environmental Company

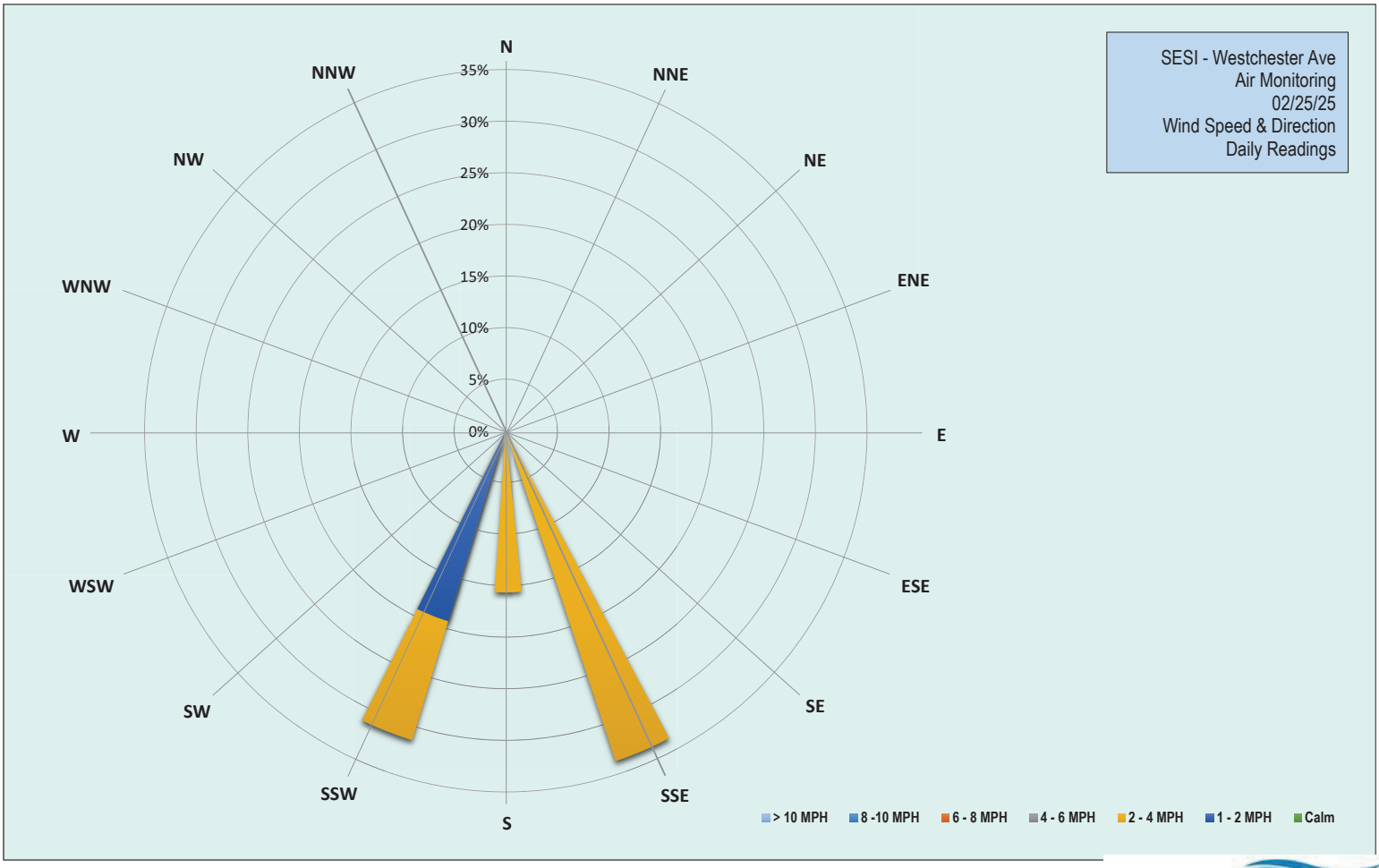

EMILCOTT
A Triumvirate Environmental Company

Grand Union Bowling Alley Site
BCP #360222
150 Westchester Avenue, Port Chester
February 25, 2025

Tuesday, February 25, 2025	
Number of Instances Where Downwind Particulates Exceeds Upwind Particulate + 150 =	0
Number of Comparable Data Points =	394
Start Time:	8:04
End Time:	14:53

PARTICULATE DATA

Upwind			Downwind			
Time	Concentration (ug/m^3)	15-Min Avg Concentration (ug/m^3)	Time	Concentration (ug/m^3)	15-Min Avg Concentration (ug/m^3)	Exceeds Particulate Alarm Limit
8:04	62.0	-	8:04	-	-	-
8:05	57.0	-	8:05	30.5	-	-
8:06	58.8	-	8:06	31.3	-	-
8:07	55.0	-	8:07	31.8	-	-
8:08	54.5	-	8:08	30.5	-	-
8:09	55.8	-	8:09	32.3	-	-
8:10	52.8	-	8:10	31.8	-	-
8:11	53.5	-	8:11	29.8	-	-
8:12	52.5	-	8:12	28.5	-	-
8:13	54.3	-	8:13	30.8	-	-
8:14	53.3	-	8:14	26.3	-	-
8:15	52.5	-	8:15	28.3	-	-
8:16	54.5	-	8:16	27.5	-	-
8:17	51.0	-	8:17	25.5	-	-
8:18	52.3	-	8:18	28.5	-	-
8:19	51.0	53.9	8:19	29.3	-	-
8:20	50.5	53.5	8:20	25.3	29.1	-
8:21	52.0	53.0	8:21	29.0	29.0	-
8:22	59.3	53.3	8:22	27.0	28.7	-
8:23	51.5	53.1	8:23	25.3	28.3	-
8:24	51.5	52.8	8:24	24.5	27.8	-
8:25	51.0	52.7	8:25	25.5	27.4	-
8:26	52.8	52.7	8:26	24.3	27.0	-
8:27	53.5	52.7	8:27	24.8	26.8	-
8:28	52.0	52.6	8:28	26.0	26.5	-
8:29	52.5	52.5	8:29	26.8	26.5	-
8:30	53.8	52.6	8:30	24.5	26.2	-
8:31	51.8	52.4	8:31	25.8	26.1	-
8:32	52.0	52.5	8:32	25.3	26.1	-
8:33	51.8	52.5	8:33	25.3	25.9	-
8:34	51.5	52.5	8:34	25.3	25.6	-
8:35	51.5	52.6	8:35	26.3	25.7	-
8:36	51.3	52.5	8:36	25.8	25.5	-
8:37	67.0	53.0	8:37	25.8	25.4	-
8:38	53.5	53.2	8:38	28.3	25.6	-
8:39	52.3	53.2	8:39	25.3	25.6	-
8:40	51.8	53.3	8:40	25.0	25.6	-
8:41	51.3	53.2	8:41	24.5	25.6	-
8:42	51.8	53.0	8:42	24.8	25.6	-
8:43	51.5	53.0	8:43	25.5	25.6	-
8:44	51.5	52.9	8:44	27.0	25.6	-

Grand Union Bowling Alley Site
BCP #360222
150 Westchester Avenue, Port Chester
February 25, 2025

PARTICULATE DATA						
Upwind			Downwind			Exceeds Particulate Alarm Limit
Time	Concentration (ug/m^3)	15-Min Avg Concentration (ug/m^3)	Time	Concentration (ug/m^3)	15-Min Avg Concentration (ug/m^3)	
8:45	51.3	52.8	8:45	26.3	25.7	-
8:46	51.3	52.7	8:46	25.0	25.7	-
8:47	52.5	52.8	8:47	25.3	25.7	-
8:48	51.3	52.7	8:48	24.5	25.6	-
8:49	51.5	52.7	8:49	29.3	25.9	-
8:50	51.3	52.7	8:50	23.8	25.7	-
8:51	51.0	52.7	8:51	24.8	25.7	-
8:52	52.0	51.7	8:52	24.5	25.6	-
8:53	52.3	51.6	8:53	24.5	25.3	-
8:54	52.8	51.7	8:54	25.3	25.3	-
8:55	52.5	51.7	8:55	30.0	25.7	-
8:56	53.5	51.9	8:56	29.0	26.0	-
8:57	55.0	52.1	8:57	29.3	26.3	-
8:58	53.5	52.2	8:58	25.0	26.2	-
8:59	52.5	52.3	8:59	67.8	28.9	-
9:00	53.0	52.4	9:00	33.0	29.4	-
9:01	52.5	52.5	9:01	25.8	29.4	-
9:02	52.3	52.5	9:02	25.0	29.4	-
9:03	52.5	52.5	9:03	26.8	29.6	-
9:04	53.5	52.7	9:04	29.3	29.6	-
9:05	52.5	52.8	9:05	27.0	29.8	-
9:06	53.3	52.9	9:06	25.8	29.9	-
9:07	53.3	53.0	9:07	30.8	30.3	-
9:08	53.8	53.1	9:08	64.3	32.9	-
9:09	52.5	53.1	9:09	28.8	33.2	-
9:10	52.5	53.1	9:10	31.3	33.2	-
9:11	54.5	53.1	9:11	31.0	33.4	-
9:12	53.8	53.1	9:12	29.0	33.4	-
9:13	52.8	53.0	9:13	25.8	33.4	-
9:14	52.8	53.0	9:14	25.8	30.6	-
9:15	52.8	53.0	9:15	27.0	30.2	-
9:16	53.0	53.0	9:16	26.0	30.2	-
9:17	53.0	53.1	9:17	27.0	30.4	-
9:18	53.3	53.1	9:18	25.8	30.3	-
9:19	53.0	53.1	9:19	25.5	30.0	-
9:20	52.5	53.1	9:20	28.3	30.1	-
9:21	52.0	53.0	9:21	27.3	30.2	-
9:22	52.5	53.0	9:22	27.5	30.0	-
9:23	52.8	52.9	9:23	26.5	27.5	-
9:24	52.8	52.9	9:24	29.0	27.5	-
9:25	52.8	52.9	9:25	26.0	27.2	-
9:26	52.5	52.8	9:26	32.0	27.2	-
9:27	53.0	52.8	9:27	24.5	26.9	-
9:28	53.0	52.8	9:28	25.3	26.9	-
9:29	52.8	52.8	9:29	25.8	26.9	-
9:30	52.8	52.8	9:30	26.5	26.9	-
9:31	52.5	52.7	9:31	26.3	26.9	-
9:32	53.0	52.7	9:32	28.3	27.0	-

Grand Union Bowling Alley Site
BCP #360222
150 Westchester Avenue, Port Chester
February 25, 2025

PARTICULATE DATA						
Upwind			Downwind			Exceeds Particulate Alarm Limit
Time	Concentration (ug/m^3)	15-Min Avg Concentration (ug/m^3)	Time	Concentration (ug/m^3)	15-Min Avg Concentration (ug/m^3)	
9:33	53.3	52.7	9:33	29.0	27.2	-
9:34	53.8	52.8	9:34	29.0	27.4	-
9:35	55.5	53.0	9:35	33.0	27.7	-
9:36	54.3	53.1	9:36	30.3	27.9	-
9:37	54.0	53.2	9:37	30.0	28.1	-
9:38	54.0	53.3	9:38	27.8	28.2	-
9:39	53.3	53.4	9:39	38.0	28.8	-
9:40	53.0	53.4	9:40	26.3	28.8	-
9:41	53.8	53.5	9:41	28.3	28.5	-
9:42	56.0	53.7	9:42	27.8	28.8	-
9:43	53.5	53.7	9:43	25.8	28.8	-
9:44	52.8	53.7	9:44	27.3	28.9	-
9:45	53.8	53.8	9:45	27.5	29.0	-
9:46	52.5	53.8	9:46	27.8	29.1	-
9:47	52.5	53.7	9:47	28.5	29.1	-
9:48	53.3	53.7	9:48	31.8	29.3	-
9:49	53.8	53.7	9:49	39.8	30.0	-
9:50	55.3	53.7	9:50	32.3	29.9	-
9:51	53.8	53.7	9:51	33.0	30.1	-
9:52	53.3	53.6	9:52	29.8	30.1	-
9:53	54.3	53.6	9:53	43.8	31.2	-
9:54	54.3	53.7	9:54	32.8	30.8	-
9:55	53.5	53.7	9:55	34.3	31.3	-
9:56	53.3	53.7	9:56	32.8	31.6	-
9:57	52.8	53.5	9:57	29.8	31.8	-
9:58	53.0	53.5	9:58	29.8	32.0	-
9:59	53.5	53.5	9:59	32.8	32.4	-
10:00	52.5	53.4	10:00	30.8	32.6	-
10:01	51.3	53.3	10:01	27.3	32.6	-
10:02	52.5	53.3	10:02	28.3	32.6	-
10:03	52.0	53.3	10:03	28.0	32.3	-
10:04	52.0	53.1	10:04	28.3	31.6	-
10:05	52.3	52.9	10:05	27.8	31.3	-
10:06	52.8	52.9	10:06	26.8	30.8	-
10:07	51.5	52.8	10:07	26.3	30.6	-
10:08	59.5	53.1	10:08	27.0	29.5	-
10:09	53.0	53.0	10:09	26.0	29.0	-
10:10	52.5	53.0	10:10	27.0	28.6	-
10:11	53.5	53.0	10:11	27.3	28.2	-
10:12	53.0	53.0	10:12	24.5	27.8	-
10:13	54.0	53.1	10:13	25.5	27.6	-
10:14	52.5	53.0	10:14	25.3	27.1	-
10:15	54.0	53.1	10:15	28.0	26.9	-
10:16	53.0	53.2	10:16	26.5	26.8	-
10:17	52.8	53.2	10:17	27.5	26.8	-
10:18	52.8	53.3	10:18	25.5	26.6	-
10:19	52.8	53.3	10:19	27.5	26.6	-
10:20	51.8	53.3	10:20	28.8	26.6	-

Grand Union Bowling Alley Site
BCP #360222
150 Westchester Avenue, Port Chester
February 25, 2025

PARTICULATE DATA						
Upwind			Downwind			Exceeds Particulate Alarm Limit
Time	Concentration (ug/m^3)	15-Min Avg Concentration (ug/m^3)	Time	Concentration (ug/m^3)	15-Min Avg Concentration (ug/m^3)	
10:21	52.0	53.2	10:21	26.0	26.6	-
10:22	51.3	53.2	10:22	26.5	26.6	-
10:23	51.3	52.7	10:23	28.0	26.7	-
10:24	51.3	52.6	10:24	27.8	26.8	-
10:25	52.0	52.5	10:25	29.0	26.9	-
10:26	52.0	52.4	10:26	31.0	27.2	-
10:27	52.0	52.4	10:27	31.0	27.6	-
10:28	52.5	52.3	10:28	29.8	27.9	-
10:29	51.8	52.2	10:29	27.8	28.0	-
10:30	52.0	52.1	10:30	30.0	28.2	-
10:31	52.0	52.0	10:31	29.3	28.4	-
10:32	52.3	52.0	10:32	29.8	28.5	-
10:33	53.0	52.0	10:33	30.3	28.8	-
10:34	52.8	52.0	10:34	30.3	29.0	-
10:35	52.8	52.1	10:35	29.0	29.0	-
10:36	51.8	52.0	10:36	30.0	29.3	-
10:37	51.8	52.1	10:37	28.8	29.4	-
10:38	52.3	52.1	10:38	28.3	29.5	-
10:39	51.8	52.2	10:39	27.5	29.4	-
10:40	52.0	52.2	10:40	28.5	29.4	-
10:41	51.8	52.2	10:41	28.3	29.2	-
10:42	52.3	52.2	10:42	27.8	29.0	-
10:43	51.5	52.1	10:43	28.3	28.9	-
10:44	52.3	52.1	10:44	28.8	29.0	-
10:45	52.5	52.2	10:45	28.0	28.8	-
10:46	52.0	52.2	10:46	28.3	28.8	-
10:47	51.5	52.1	10:47	29.8	28.8	-
10:48	51.0	52.0	10:48	28.5	28.7	-
10:49	51.8	51.9	10:49	26.8	28.4	-
10:50	52.8	51.9	10:50	27.8	28.3	-
10:51	51.8	51.9	10:51	30.0	28.3	-
10:52	51.5	51.9	10:52	27.5	28.3	-
10:53	52.3	51.9	10:53	29.0	28.3	-
10:54	51.8	51.9	10:54	31.5	28.6	-
10:55	51.8	51.9	10:55	31.5	28.8	-
10:56	52.5	51.9	10:56	26.8	28.7	-
10:57	52.0	51.9	10:57	25.8	28.5	-
10:58	52.3	52.0	10:58	28.0	28.5	-
10:59	52.0	52.0	10:59	27.3	28.4	-
11:00	51.3	51.9	11:00	27.0	28.4	-
11:01	52.3	51.9	11:01	25.3	28.2	-
11:02	52.0	51.9	11:02	25.8	27.9	-
11:03	51.3	51.9	11:03	24.8	27.6	-
11:04	51.8	51.9	11:04	25.8	27.6	-
11:05	50.8	51.8	11:05	24.5	27.4	-
11:06	51.5	51.8	11:06	32.5	27.5	-
11:07	51.8	51.8	11:07	24.8	27.3	-
11:08	51.8	51.8	11:08	26.5	27.2	-

Grand Union Bowling Alley Site
BCP #360222
150 Westchester Avenue, Port Chester
February 25, 2025

PARTICULATE DATA						
Upwind			Downwind			Exceeds Particulate Alarm Limit
Time	Concentration (ug/m^3)	15-Min Avg Concentration (ug/m^3)	Time	Concentration (ug/m^3)	15-Min Avg Concentration (ug/m^3)	
11:09	52.0	51.8	11:09	26.3	26.8	-
11:10	50.5	51.7	11:10	25.8	26.4	-
11:11	51.0	51.6	11:11	26.0	26.4	-
11:12	52.5	51.6	11:12	30.3	26.7	-
11:13	51.3	51.6	11:13	26.4	26.6	-
11:14	51.5	51.5	11:14	28.0	26.6	-
11:15	51.0	51.5	11:15	27.6	26.7	-
11:16	52.0	51.5	11:16	27.0	26.8	-
11:17	52.0	51.5	11:17	28.6	27.0	-
11:18	51.3	51.5	11:18	27.0	27.1	-
11:19	51.3	51.5	11:19	26.8	27.2	-
11:20	51.8	51.5	11:20	28.8	27.5	-
11:21	51.3	51.5	11:21	27.8	27.2	-
11:22	51.3	51.5	11:22	26.2	27.3	-
11:23	52.0	51.5	11:23	25.4	27.2	-
11:24	58.0	51.9	11:24	31.4	27.5	-
11:25	51.0	51.9	11:25	31.0	27.9	-
11:26	52.8	52.1	11:26	25.4	27.8	-
11:27	51.3	52.0	11:27	26.4	27.6	-
11:28	51.0	52.0	11:28	27.6	27.7	-
11:29	51.3	51.9	11:29	27.4	27.6	-
11:30	51.5	52.0	11:30	28.2	27.7	-
11:31	52.0	52.0	11:31	28.0	27.7	-
11:32	51.3	51.9	11:32	26.8	27.6	-
11:33	50.8	51.9	11:33	27.0	27.6	-
11:34	51.0	51.9	11:34	28.0	27.7	-
11:35	52.3	51.9	11:35	26.4	27.5	-
11:36	51.0	51.9	11:36	27.6	27.5	-
11:37	50.5	51.8	11:37	29.8	27.8	-
11:38	51.0	51.8	11:38	31.6	28.2	-
11:39	51.0	51.3	11:39	28.2	28.0	-
11:40	51.0	51.3	11:40	26.4	27.7	-
11:41	51.0	51.2	11:41	29.2	27.9	-
11:42	51.0	51.2	11:42	30.8	28.2	-
11:43	51.0	51.2	11:43	31.8	28.5	-
11:44	51.5	51.2	11:44	32.4	28.8	-
11:45	51.0	51.2	11:45	31.0	29.0	-
11:46	51.5	51.1	11:46	35.2	29.5	-
11:47	51.5	51.1	11:47	37.6	30.2	-
11:48	52.0	51.2	11:48	37.8	30.9	-
11:49	52.0	51.3	11:49	35.2	31.4	-
11:50	51.8	51.3	11:50	35.8	32.0	-
11:51	51.5	51.3	11:51	37.0	32.7	-
11:52	51.8	51.4	11:52	37.0	33.1	-
11:53	52.0	51.4	11:53	36.4	33.5	-
11:54	52.0	51.5	11:54	36.6	34.0	-
11:55	51.5	51.5	11:55	39.2	34.9	-
11:56	51.3	51.6	11:56	35.8	35.3	-

Grand Union Bowling Alley Site
BCP #360222
150 Westchester Avenue, Port Chester
February 25, 2025

PARTICULATE DATA						
Upwind			Downwind			Exceeds Particulate Alarm Limit
Time	Concentration (ug/m^3)	15-Min Avg Concentration (ug/m^3)	Time	Concentration (ug/m^3)	15-Min Avg Concentration (ug/m^3)	
11:57	51.0	51.6	11:57	34.8	35.6	-
11:58	52.8	51.7	11:58	37.0	35.9	-
11:59	52.0	51.7	11:59	38.6	36.3	-
12:00	70.3	53.0	12:00	40.2	36.9	-
12:01	61.3	53.6	12:01	50.8	38.0	-
12:02	70.8	54.9	12:02	40.4	38.2	-
12:03	52.0	54.9	12:03	36.4	38.1	-
12:04	52.3	54.9	12:04	36.4	38.2	-
12:05	53.8	55.1	12:05	35.0	38.1	-
12:06	52.0	55.1	12:06	36.6	38.1	-
12:07	52.3	55.1	12:07	33.4	37.8	-
12:08	53.3	55.2	12:08	34.4	37.7	-
12:09	51.3	55.2	12:09	34.2	37.5	-
12:10	51.5	55.2	12:10	33.0	37.1	-
12:11	142.8	61.3	12:11	31.4	36.8	-
12:12	55.8	61.6	12:12	43.8	37.4	-
12:13	53.5	61.6	12:13	40.4	37.7	-
12:14	52.3	61.7	12:14	35.2	37.4	-
12:15	51.5	60.4	12:15	33.6	37.0	-
12:16	52.5	59.8	12:16	34.8	35.9	-
12:17	53.3	58.7	12:17	35.6	35.6	-
12:18	52.5	58.7	12:18	33.8	35.4	-
12:19	52.3	58.7	12:19	35.4	35.4	-
12:20	52.3	58.6	12:20	40.8	35.8	-
12:21	51.8	58.6	12:21	38.0	35.9	-
12:22	53.5	58.7	12:22	36.4	36.1	-
12:23	52.3	58.6	12:23	37.8	36.3	-
12:24	50.8	58.6	12:24	34.8	36.3	-
12:25	52.0	58.6	12:25	32.2	36.3	-
12:26	51.5	52.5	12:26	32.0	36.3	-
12:27	51.5	52.2	12:27	38.0	35.9	-
12:28	51.8	52.1	12:28	272.0	51.4	-
12:29	51.3	52.0	12:29	52.2	52.5	-
12:30	51.3	52.0	12:30	32.0	52.4	-
12:31	51.0	51.9	12:31	34.8	52.4	-
12:32	51.8	51.8	12:32	32.0	52.1	-
12:33	51.3	51.7	12:33	30.6	51.9	-
12:34	51.0	51.7	12:34	32.8	51.8	-
12:35	50.3	51.5	12:35	29.8	51.0	-
12:36	51.0	51.5	12:36	30.8	50.5	-
12:37	51.0	51.3	12:37	30.6	50.2	-
12:38	50.8	51.2	12:38	32.6	49.8	-
12:39	50.8	51.2	12:39	31.6	49.6	-
12:40	51.8	51.2	12:40	32.8	49.6	-
12:41	51.5	51.2	12:41	32.6	49.7	-
12:42	51.5	51.2	12:42	33.8	49.4	-
12:43	50.5	51.1	12:43	33.4	33.5	-
12:44	50.8	51.1	12:44	31.6	32.1	-

Grand Union Bowling Alley Site
BCP #360222
150 Westchester Avenue, Port Chester
February 25, 2025

PARTICULATE DATA						
Upwind			Downwind			Exceeds Particulate Alarm Limit
Time	Concentration (ug/m^3)	15-Min Avg Concentration (ug/m^3)	Time	Concentration (ug/m^3)	15-Min Avg Concentration (ug/m^3)	
12:45	51.0	51.1	12:45	40.2	32.7	-
12:46	50.8	51.0	12:46	30.2	32.4	-
12:47	51.3	51.0	12:47	29.6	32.2	-
12:48	50.5	51.0	12:48	35.8	32.5	-
12:49	50.3	50.9	12:49	35.6	32.7	-
12:50	51.3	51.0	12:50	30.4	32.8	-
12:51	50.5	50.9	12:51	30.6	32.8	-
12:52	50.8	50.9	12:52	30.6	32.8	-
12:53	51.0	50.9	12:53	31.8	32.7	-
12:54	50.8	50.9	12:54	32.8	32.8	-
12:55	50.8	50.9	12:55	33.3	32.8	-
12:56	51.3	50.9	12:56	34.0	32.9	-
12:57	51.0	50.8	12:57	39.0	33.3	-
12:58	50.8	50.8	12:58	36.3	33.4	-
12:59	51.5	50.9	12:59	34.3	33.6	-
13:00	50.8	50.9	13:00	32.5	33.1	-
13:01	50.8	50.9	13:01	31.5	33.2	-
13:02	51.5	50.9	13:02	29.5	33.2	-
13:03	51.5	51.0	13:03	30.8	32.9	-
13:04	51.3	51.0	13:04	35.3	32.8	-
13:05	51.3	51.0	13:05	35.0	33.1	-
13:06	51.5	51.1	13:06	31.3	33.2	-
13:07	51.0	51.1	13:07	35.0	33.5	-
13:08	51.0	51.1	13:08	31.5	33.5	-
13:09	52.5	51.2	13:09	30.3	33.3	-
13:10	50.8	51.2	13:10	31.8	33.2	-
13:11	51.5	51.2	13:11	35.0	33.3	-
13:12	51.0	51.2	13:12	31.8	32.8	-
13:13	51.0	51.3	13:13	32.5	32.5	-
13:14	51.5	51.3	13:14	32.8	32.4	-
13:15	55.8	51.6	13:15	36.5	32.7	-
13:16	53.3	51.8	13:16	36.0	33.0	-
13:17	51.0	51.7	13:17	33.5	33.3	-
13:18	51.3	51.7	13:18	35.8	33.6	-
13:19	51.8	51.7	13:19	37.3	33.7	-
13:20	50.8	51.7	13:20	33.5	33.6	-
13:21	52.0	51.7	13:21	41.8	34.3	-
13:22	51.5	51.8	13:22	34.5	34.3	-
13:23	51.0	51.8	13:23	34.3	34.5	-
13:24	51.0	51.7	13:24	32.8	34.6	-
13:25	50.0	51.6	13:25	41.5	35.3	-
13:26	50.3	51.5	13:26	39.5	35.6	-
13:27	51.5	51.6	13:27	34.3	35.8	-
13:28	51.3	51.6	13:28	35.3	35.9	-
13:29	51.0	51.6	13:29	33.8	36.0	-
13:30	53.0	51.4	13:30	36.8	36.0	-
13:31	51.0	51.2	13:31	34.3	35.9	-
13:32	51.3	51.2	13:32	34.5	36.0	-

Grand Union Bowling Alley Site
BCP #360222
150 Westchester Avenue, Port Chester
February 25, 2025

PARTICULATE DATA						
Upwind			Downwind			Exceeds Particulate Alarm Limit
Time	Concentration (ug/m^3)	15-Min Avg Concentration (ug/m^3)	Time	Concentration (ug/m^3)	15-Min Avg Concentration (ug/m^3)	
13:33	50.8	51.2	13:33	32.8	35.8	-
13:34	50.5	51.1	13:34	33.8	35.5	-
13:35	50.8	51.1	13:35	31.8	35.4	-
13:36	50.8	51.0	13:36	32.0	34.8	-
13:37	50.0	50.9	13:37	31.8	34.6	-
13:38	50.5	50.9	13:38	36.8	34.8	-
13:39	49.8	50.8	13:39	29.0	34.5	-
13:40	50.3	50.8	13:40	29.3	33.7	-
13:41	50.0	50.8	13:41	34.8	33.4	-
13:42	50.3	50.7	13:42	34.0	33.4	-
13:43	51.3	50.7	13:43	30.5	33.0	-
13:44	49.8	50.7	13:44	25.3	32.5	-
13:45	50.3	50.5	13:45	26.5	31.8	-
13:46	51.5	50.5	13:46	28.3	31.4	-
13:47	50.8	50.5	13:47	26.8	30.9	-
13:48	50.8	50.5	13:48	29.5	30.7	-
13:49	49.8	50.4	13:49	26.8	30.2	-
13:50	49.8	50.4	13:50	24.8	29.7	-
13:51	50.0	50.3	13:51	34.0	29.9	-
13:52	50.0	50.3	13:52	25.8	29.5	-
13:53	50.3	50.3	13:53	25.0	28.7	-
13:54	50.3	50.3	13:54	25.5	28.4	-
13:55	50.3	50.3	13:55	27.8	28.3	-
13:56	50.3	50.3	13:56	27.5	27.9	-
13:57	50.3	50.3	13:57	29.5	27.6	-
13:58	49.8	50.2	13:58	31.0	27.6	-
13:59	50.8	50.3	13:59	27.8	27.8	-
14:00	50.5	50.3	14:00	28.0	27.9	-
14:01	50.3	50.2	14:01	25.0	27.6	-
14:02	50.5	50.2	14:02	25.3	27.5	-
14:03	49.8	50.2	14:03	24.5	27.2	-
14:04	50.3	50.2	14:04	23.8	27.0	-
14:05	51.0	50.3	14:05	26.0	27.1	-
14:06	50.8	50.3	14:06	23.0	26.4	-
14:07	50.3	50.3	14:07	25.3	26.3	-
14:08	50.5	50.4	14:08	23.5	26.2	-
14:09	50.0	50.3	14:09	22.5	26.0	-
14:10	50.0	50.3	14:10	22.8	25.7	-
14:11	50.5	50.3	14:11	24.0	25.5	-
14:12	50.3	50.3	14:12	24.8	25.1	-
14:13	50.8	50.4	14:13	22.3	24.6	-
14:14	50.0	50.4	14:14	23.0	24.2	-
14:15	50.5	50.4	14:15	23.0	23.9	-
14:16	50.5	50.4	14:16	26.0	24.0	-
14:17	49.8	50.3	14:17	27.5	24.1	-
14:18	50.0	50.3	14:18	23.3	24.0	-
14:19	50.0	50.3	14:19	22.3	23.9	-
14:20	50.3	50.3	14:20	24.0	23.8	-

Grand Union Bowling Alley Site
BCP #360222
150 Westchester Avenue, Port Chester
February 25, 2025

PARTICULATE DATA						
Upwind			Downwind			Exceeds Particulate Alarm Limit
Time	Concentration (ug/m^3)	15-Min Avg Concentration (ug/m^3)	Time	Concentration (ug/m^3)	15-Min Avg Concentration (ug/m^3)	
14:21	50.3	50.2	14:21	23.8	23.9	-
14:22	50.3	50.2	14:22	28.3	24.1	-
14:23	49.5	50.2	14:23	23.3	24.0	-
14:24	50.0	50.2	14:24	22.5	24.0	-
14:25	49.8	50.2	14:25	26.8	24.3	-
14:26	50.0	50.1	14:26	28.8	24.6	-
14:27	50.0	50.1	14:27	24.0	24.6	-
14:28	50.5	50.1	14:28	25.0	24.8	-
14:29	54.3	50.4	14:29	25.8	24.9	-
14:30	52.8	50.5	14:30	24.0	25.0	-
14:31	49.8	50.5	14:31	24.5	24.9	-
14:32	49.8	50.5	14:32	24.3	24.7	-
14:33	50.0	50.5	14:33	24.3	24.8	-
14:34	50.5	50.5	14:34	27.5	25.1	-
14:35	49.8	50.5	14:35	26.5	25.3	-
14:36	49.5	50.4	14:36	22.8	25.2	-
14:37	50.0	50.4	14:37	25.3	25.0	-
14:38	50.5	50.5	14:38	22.8	25.0	-
14:39	50.0	50.5	14:39	23.8	25.1	-
14:40	50.0	50.5	14:40	23.3	24.8	-
14:41	51.5	50.6	14:41	22.5	24.4	-
14:42	50.0	50.6	14:42	24.0	24.4	-
14:43	51.0	50.6	14:43	29.8	24.7	-
14:44	51.0	50.4	14:44	34.8	25.3	-
14:45	51.5	50.3	14:45	27.8	25.6	-
14:46	51.0	50.4	14:46	27.8	25.8	-
14:47	51.3	50.5	14:47	26.5	25.9	-
14:48	51.0	50.6	14:48	28.3	26.2	-
14:49	50.8	50.6	14:49	27.5	26.2	-
14:50	51.3	50.7	14:50	26.0	26.2	-
14:51	50.5	50.8	14:51	24.3	26.3	-
14:52	50.5	50.8	14:52	26.8	26.4	-
14:53	50.8	50.8	14:53	27.8	26.7	-

Grand Union Bowling Alley Site
BCP #360222
150 Westchester Avenue, Port Chester
February 25, 2025

Tuesday, February 25, 2025						
					Number of Instances Where Downwind VOCs Exceeds Upwind VOCs + 5 =	0
					Number of Comparable Data Points =	394
					Start Time:	8:04
					End Time:	14:53
PID DATA						
Upwind			Downwind			
Time	Concentration (ppm)	15-Min Avg Concentration (ppm)	Time	Concentration (ppm)	15-Min Avg Concentration (ppm)	Exceeds VOC Alarm Limit
8:04	0.0	-	8:04	-	-	-
8:05	0.0	-	8:05	0.0	-	-
8:06	0.0	-	8:06	0.0	-	-
8:07	0.0	-	8:07	0.0	-	-
8:08	0.0	-	8:08	0.0	-	-
8:09	0.0	-	8:09	0.0	-	-
8:10	0.0	-	8:10	0.0	-	-
8:11	0.0	-	8:11	0.0	-	-
8:12	0.0	-	8:12	0.0	-	-
8:13	0.0	-	8:13	0.0	-	-
8:14	0.0	-	8:14	0.0	-	-
8:15	0.0	-	8:15	0.0	-	-
8:16	0.0	-	8:16	0.0	-	-
8:17	0.0	-	8:17	0.0	-	-
8:18	0.0	-	8:18	0.0	-	-
8:19	0.0	0.0	8:19	0.0	-	-
8:20	0.0	0.0	8:20	0.0	0.0	-
8:21	0.0	0.0	8:21	0.0	0.0	-
8:22	0.0	0.0	8:22	0.0	0.0	-
8:23	0.0	0.0	8:23	0.0	0.0	-
8:24	0.0	0.0	8:24	0.0	0.0	-
8:25	0.0	0.0	8:25	0.0	0.0	-
8:26	0.0	0.0	8:26	0.0	0.0	-
8:27	0.0	0.0	8:27	0.0	0.0	-
8:28	0.0	0.0	8:28	0.0	0.0	-
8:29	0.0	0.0	8:29	0.0	0.0	-
8:30	0.0	0.0	8:30	0.0	0.0	-
8:31	0.0	0.0	8:31	0.0	0.0	-
8:32	0.0	0.0	8:32	0.0	0.0	-
8:33	0.0	0.0	8:33	0.0	0.0	-
8:34	0.0	0.0	8:34	0.0	0.0	-
8:35	0.0	0.0	8:35	0.0	0.0	-
8:36	0.0	0.0	8:36	0.0	0.0	-
8:37	0.0	0.0	8:37	0.0	0.0	-
8:38	0.0	0.0	8:38	0.0	0.0	-
8:39	0.0	0.0	8:39	0.0	0.0	-
8:40	0.0	0.0	8:40	0.0	0.0	-
8:41	0.0	0.0	8:41	0.0	0.0	-
8:42	0.0	0.0	8:42	0.0	0.0	-
8:43	0.0	0.0	8:43	0.0	0.0	-
8:44	0.0	0.0	8:44	0.0	0.0	-
8:45	0.0	0.0	8:45	0.0	0.0	-
8:46	0.0	0.0	8:46	0.0	0.0	-

Grand Union Bowling Alley Site
BCP #360222
150 Westchester Avenue, Port Chester
February 25, 2025

PID DATA						
Upwind			Downwind			
Time	Concentration (ppm)	15-Min Avg Concentration (ppm)	Time	Concentration (ppm)	15-Min Avg Concentration (ppm)	Exceeds VOC Alarm Limit
8:47	0.0	0.0	8:47	0.0	0.0	-
8:48	0.0	0.0	8:48	0.0	0.0	-
8:49	0.0	0.0	8:49	0.0	0.0	-
8:50	0.0	0.0	8:50	0.0	0.0	-
8:51	0.0	0.0	8:51	0.0	0.0	-
8:52	0.0	0.0	8:52	0.0	0.0	-
8:53	0.0	0.0	8:53	0.0	0.0	-
8:54	0.0	0.0	8:54	0.0	0.0	-
8:55	0.0	0.0	8:55	0.0	0.0	-
8:56	0.0	0.0	8:56	0.0	0.0	-
8:57	0.0	0.0	8:57	0.0	0.0	-
8:58	0.0	0.0	8:58	0.0	0.0	-
8:59	0.0	0.0	8:59	0.0	0.0	-
9:00	0.0	0.0	9:00	0.0	0.0	-
9:01	0.0	0.0	9:01	0.0	0.0	-
9:02	0.0	0.0	9:02	0.0	0.0	-
9:03	0.0	0.0	9:03	0.0	0.0	-
9:04	0.0	0.0	9:04	0.0	0.0	-
9:05	0.0	0.0	9:05	0.0	0.0	-
9:06	0.0	0.0	9:06	0.0	0.0	-
9:07	0.0	0.0	9:07	0.0	0.0	-
9:08	0.0	0.0	9:08	0.0	0.0	-
9:09	0.0	0.0	9:09	0.0	0.0	-
9:10	0.0	0.0	9:10	0.0	0.0	-
9:11	0.0	0.0	9:11	0.0	0.0	-
9:12	0.0	0.0	9:12	0.0	0.0	-
9:13	0.0	0.0	9:13	0.0	0.0	-
9:14	0.0	0.0	9:14	0.0	0.0	-
9:15	0.0	0.0	9:15	0.0	0.0	-
9:16	0.0	0.0	9:16	0.0	0.0	-
9:17	0.0	0.0	9:17	0.0	0.0	-
9:18	0.0	0.0	9:18	0.0	0.0	-
9:19	0.0	0.0	9:19	0.0	0.0	-
9:20	0.0	0.0	9:20	0.0	0.0	-
9:21	0.0	0.0	9:21	0.0	0.0	-
9:22	0.0	0.0	9:22	0.0	0.0	-
9:23	0.0	0.0	9:23	0.0	0.0	-
9:24	0.0	0.0	9:24	0.0	0.0	-
9:25	0.0	0.0	9:25	0.0	0.0	-
9:26	0.0	0.0	9:26	0.0	0.0	-
9:27	0.0	0.0	9:27	0.0	0.0	-
9:28	0.0	0.0	9:28	0.0	0.0	-
9:29	0.0	0.0	9:29	0.0	0.0	-
9:30	0.0	0.0	9:30	0.0	0.0	-
9:31	0.0	0.0	9:31	0.0	0.0	-
9:32	0.0	0.0	9:32	0.0	0.0	-
9:33	0.0	0.0	9:33	0.0	0.0	-
9:34	0.0	0.0	9:34	0.0	0.0	-
9:35	0.0	0.0	9:35	0.0	0.0	-

Grand Union Bowling Alley Site
BCP #360222
150 Westchester Avenue, Port Chester
February 25, 2025

PID DATA						
Upwind			Downwind			
Time	Concentration (ppm)	15-Min Avg Concentration (ppm)	Time	Concentration (ppm)	15-Min Avg Concentration (ppm)	Exceeds VOC Alarm Limit
9:36	0.0	0.0	9:36	0.0	0.0	-
9:37	0.0	0.0	9:37	0.0	0.0	-
9:38	0.0	0.0	9:38	0.0	0.0	-
9:39	0.0	0.0	9:39	0.0	0.0	-
9:40	0.0	0.0	9:40	0.0	0.0	-
9:41	0.0	0.0	9:41	0.0	0.0	-
9:42	0.0	0.0	9:42	0.0	0.0	-
9:43	0.0	0.0	9:43	0.0	0.0	-
9:44	0.0	0.0	9:44	0.0	0.0	-
9:45	0.0	0.0	9:45	0.0	0.0	-
9:46	0.0	0.0	9:46	0.0	0.0	-
9:47	0.0	0.0	9:47	0.0	0.0	-
9:48	0.0	0.0	9:48	0.0	0.0	-
9:49	0.0	0.0	9:49	0.0	0.0	-
9:50	0.0	0.0	9:50	0.0	0.0	-
9:51	0.0	0.0	9:51	0.0	0.0	-
9:52	0.0	0.0	9:52	0.0	0.0	-
9:53	0.0	0.0	9:53	0.0	0.0	-
9:54	0.0	0.0	9:54	0.0	0.0	-
9:55	0.0	0.0	9:55	0.0	0.0	-
9:56	0.0	0.0	9:56	0.0	0.0	-
9:57	0.0	0.0	9:57	0.0	0.0	-
9:58	0.0	0.0	9:58	0.0	0.0	-
9:59	0.0	0.0	9:59	0.0	0.0	-
10:00	0.0	0.0	10:00	0.0	0.0	-
10:01	0.0	0.0	10:01	0.0	0.0	-
10:02	0.0	0.0	10:02	0.0	0.0	-
10:03	0.0	0.0	10:03	0.0	0.0	-
10:04	0.0	0.0	10:04	0.0	0.0	-
10:05	0.0	0.0	10:05	0.0	0.0	-
10:06	0.0	0.0	10:06	0.0	0.0	-
10:07	0.0	0.0	10:07	0.0	0.0	-
10:08	0.0	0.0	10:08	0.0	0.0	-
10:09	0.0	0.0	10:09	0.0	0.0	-
10:10	0.0	0.0	10:10	0.0	0.0	-
10:11	0.0	0.0	10:11	0.0	0.0	-
10:12	0.0	0.0	10:12	0.0	0.0	-
10:13	0.0	0.0	10:13	0.0	0.0	-
10:14	0.0	0.0	10:14	0.0	0.0	-
10:15	0.0	0.0	10:15	0.0	0.0	-
10:16	0.0	0.0	10:16	0.0	0.0	-
10:17	0.0	0.0	10:17	0.0	0.0	-
10:18	0.0	0.0	10:18	0.0	0.0	-
10:19	0.0	0.0	10:19	0.0	0.0	-
10:20	0.0	0.0	10:20	0.0	0.0	-
10:21	0.0	0.0	10:21	0.0	0.0	-
10:22	0.0	0.0	10:22	0.0	0.0	-
10:23	0.0	0.0	10:23	0.0	0.0	-
10:24	0.0	0.0	10:24	0.0	0.0	-

Grand Union Bowling Alley Site
BCP #360222
150 Westchester Avenue, Port Chester
February 25, 2025

PID DATA						
Upwind			Downwind			
Time	Concentration (ppm)	15-Min Avg Concentration (ppm)	Time	Concentration (ppm)	15-Min Avg Concentration (ppm)	Exceeds VOC Alarm Limit
10:25	0.0	0.0	10:25	0.0	0.0	-
10:26	0.0	0.0	10:26	0.0	0.0	-
10:27	0.0	0.0	10:27	0.0	0.0	-
10:28	0.0	0.0	10:28	0.0	0.0	-
10:29	0.0	0.0	10:29	0.0	0.0	-
10:30	0.0	0.0	10:30	0.0	0.0	-
10:31	0.0	0.0	10:31	0.0	0.0	-
10:32	0.0	0.0	10:32	0.0	0.0	-
10:33	0.0	0.0	10:33	0.0	0.0	-
10:34	0.0	0.0	10:34	0.0	0.0	-
10:35	0.0	0.0	10:35	0.0	0.0	-
10:36	0.0	0.0	10:36	0.0	0.0	-
10:37	0.0	0.0	10:37	0.0	0.0	-
10:38	0.0	0.0	10:38	0.0	0.0	-
10:39	0.0	0.0	10:39	0.0	0.0	-
10:40	0.0	0.0	10:40	0.0	0.0	-
10:41	0.0	0.0	10:41	0.0	0.0	-
10:42	0.0	0.0	10:42	0.0	0.0	-
10:43	0.0	0.0	10:43	0.0	0.0	-
10:44	0.0	0.0	10:44	0.0	0.0	-
10:45	0.0	0.0	10:45	0.0	0.0	-
10:46	0.0	0.0	10:46	0.0	0.0	-
10:47	0.0	0.0	10:47	0.0	0.0	-
10:48	0.0	0.0	10:48	0.0	0.0	-
10:49	0.0	0.0	10:49	0.0	0.0	-
10:50	0.0	0.0	10:50	0.0	0.0	-
10:51	0.0	0.0	10:51	0.0	0.0	-
10:52	0.0	0.0	10:52	0.0	0.0	-
10:53	0.0	0.0	10:53	0.0	0.0	-
10:54	0.0	0.0	10:54	0.0	0.0	-
10:55	0.0	0.0	10:55	0.0	0.0	-
10:56	0.0	0.0	10:56	0.0	0.0	-
10:57	0.0	0.0	10:57	0.0	0.0	-
10:58	0.0	0.0	10:58	0.0	0.0	-
10:59	0.0	0.0	10:59	0.0	0.0	-
11:00	0.0	0.0	11:00	0.0	0.0	-
11:01	0.0	0.0	11:01	0.0	0.0	-
11:02	0.0	0.0	11:02	0.0	0.0	-
11:03	0.0	0.0	11:03	0.0	0.0	-
11:04	0.0	0.0	11:04	0.0	0.0	-
11:05	0.0	0.0	11:05	0.0	0.0	-
11:06	0.0	0.0	11:06	0.0	0.0	-
11:07	0.0	0.0	11:07	0.0	0.0	-
11:08	0.0	0.0	11:08	0.0	0.0	-
11:09	0.0	0.0	11:09	0.0	0.0	-
11:10	0.0	0.0	11:10	0.0	0.0	-
11:11	0.0	0.0	11:11	0.0	0.0	-
11:12	0.0	0.0	11:12	0.0	0.0	-
11:13	0.0	0.0	11:13	0.0	0.0	-

Grand Union Bowling Alley Site
BCP #360222
150 Westchester Avenue, Port Chester
February 25, 2025

PID DATA						
Upwind			Downwind			
Time	Concentration (ppm)	15-Min Avg Concentration (ppm)	Time	Concentration (ppm)	15-Min Avg Concentration (ppm)	Exceeds VOC Alarm Limit
11:14	0.0	0.0	11:14	0.0	0.0	-
11:15	0.0	0.0	11:15	0.0	0.0	-
11:16	0.0	0.0	11:16	0.0	0.0	-
11:17	0.0	0.0	11:17	0.0	0.0	-
11:18	0.0	0.0	11:18	0.0	0.0	-
11:19	0.0	0.0	11:19	0.0	0.0	-
11:20	0.0	0.0	11:20	0.0	0.0	-
11:21	0.0	0.0	11:21	0.0	0.0	-
11:22	0.0	0.0	11:22	0.0	0.0	-
11:23	0.0	0.0	11:23	0.0	0.0	-
11:24	0.0	0.0	11:24	0.0	0.0	-
11:25	0.0	0.0	11:25	0.0	0.0	-
11:26	0.0	0.0	11:26	0.0	0.0	-
11:27	0.0	0.0	11:27	0.0	0.0	-
11:28	0.0	0.0	11:28	0.0	0.0	-
11:29	0.0	0.0	11:29	0.0	0.0	-
11:30	0.0	0.0	11:30	0.0	0.0	-
11:31	0.0	0.0	11:31	0.0	0.0	-
11:32	0.0	0.0	11:32	0.0	0.0	-
11:33	0.0	0.0	11:33	0.0	0.0	-
11:34	0.0	0.0	11:34	0.0	0.0	-
11:35	0.0	0.0	11:35	0.0	0.0	-
11:36	0.0	0.0	11:36	0.0	0.0	-
11:37	0.0	0.0	11:37	0.0	0.0	-
11:38	0.0	0.0	11:38	0.0	0.0	-
11:39	0.0	0.0	11:39	0.0	0.0	-
11:40	0.0	0.0	11:40	0.0	0.0	-
11:41	0.0	0.0	11:41	0.0	0.0	-
11:42	0.0	0.0	11:42	0.0	0.0	-
11:43	0.0	0.0	11:43	0.0	0.0	-
11:44	0.0	0.0	11:44	0.0	0.0	-
11:45	0.0	0.0	11:45	0.0	0.0	-
11:46	0.0	0.0	11:46	0.0	0.0	-
11:47	0.0	0.0	11:47	0.0	0.0	-
11:48	0.0	0.0	11:48	0.0	0.0	-
11:49	0.0	0.0	11:49	0.0	0.0	-
11:50	0.0	0.0	11:50	0.0	0.0	-
11:51	0.0	0.0	11:51	0.0	0.0	-
11:52	0.0	0.0	11:52	0.0	0.0	-
11:53	0.0	0.0	11:53	0.0	0.0	-
11:54	0.0	0.0	11:54	0.0	0.0	-
11:55	0.0	0.0	11:55	0.0	0.0	-
11:56	0.0	0.0	11:56	0.0	0.0	-
11:57	0.0	0.0	11:57	0.0	0.0	-
11:58	0.0	0.0	11:58	0.0	0.0	-
11:59	0.0	0.0	11:59	0.0	0.0	-
12:00	0.0	0.0	12:00	0.0	0.0	-
12:01	0.0	0.0	12:01	0.0	0.0	-
12:02	0.0	0.0	12:02	0.0	0.0	-

Grand Union Bowling Alley Site
BCP #360222
150 Westchester Avenue, Port Chester
February 25, 2025

PID DATA						
Upwind			Downwind			
Time	Concentration (ppm)	15-Min Avg Concentration (ppm)	Time	Concentration (ppm)	15-Min Avg Concentration (ppm)	Exceeds VOC Alarm Limit
12:03	0.0	0.0	12:03	0.0	0.0	-
12:04	0.0	0.0	12:04	0.0	0.0	-
12:05	0.0	0.0	12:05	0.0	0.0	-
12:06	0.0	0.0	12:06	0.0	0.0	-
12:07	0.0	0.0	12:07	0.0	0.0	-
12:08	0.0	0.0	12:08	0.0	0.0	-
12:09	0.0	0.0	12:09	0.0	0.0	-
12:10	0.0	0.0	12:10	0.0	0.0	-
12:11	0.0	0.0	12:11	0.0	0.0	-
12:12	0.0	0.0	12:12	0.0	0.0	-
12:13	0.0	0.0	12:13	0.0	0.0	-
12:14	0.0	0.0	12:14	0.0	0.0	-
12:15	0.0	0.0	12:15	0.0	0.0	-
12:16	0.0	0.0	12:16	0.0	0.0	-
12:17	0.0	0.0	12:17	0.0	0.0	-
12:18	0.0	0.0	12:18	0.0	0.0	-
12:19	0.0	0.0	12:19	0.0	0.0	-
12:20	0.0	0.0	12:20	0.0	0.0	-
12:21	0.0	0.0	12:21	0.0	0.0	-
12:22	0.0	0.0	12:22	0.0	0.0	-
12:23	0.0	0.0	12:23	0.0	0.0	-
12:24	0.0	0.0	12:24	0.0	0.0	-
12:25	0.0	0.0	12:25	0.0	0.0	-
12:26	0.0	0.0	12:26	0.0	0.0	-
12:27	0.0	0.0	12:27	0.0	0.0	-
12:28	0.0	0.0	12:28	0.0	0.0	-
12:29	0.0	0.0	12:29	0.0	0.0	-
12:30	0.0	0.0	12:30	0.0	0.0	-
12:31	0.0	0.0	12:31	0.0	0.0	-
12:32	0.0	0.0	12:32	0.0	0.0	-
12:33	0.0	0.0	12:33	0.0	0.0	-
12:34	0.0	0.0	12:34	0.0	0.0	-
12:35	0.0	0.0	12:35	0.0	0.0	-
12:36	0.0	0.0	12:36	0.0	0.0	-
12:37	0.0	0.0	12:37	0.0	0.0	-
12:38	0.0	0.0	12:38	0.0	0.0	-
12:39	0.0	0.0	12:39	0.0	0.0	-
12:40	0.0	0.0	12:40	0.0	0.0	-
12:41	0.0	0.0	12:41	0.0	0.0	-
12:42	0.0	0.0	12:42	0.0	0.0	-
12:43	0.0	0.0	12:43	0.0	0.0	-
12:44	0.0	0.0	12:44	0.0	0.0	-
12:45	0.0	0.0	12:45	0.0	0.0	-
12:46	0.0	0.0	12:46	0.0	0.0	-
12:47	0.0	0.0	12:47	0.0	0.0	-
12:48	0.0	0.0	12:48	0.0	0.0	-
12:49	0.0	0.0	12:49	0.0	0.0	-
12:50	0.0	0.0	12:50	0.0	0.0	-
12:51	0.0	0.0	12:51	0.0	0.0	-

Grand Union Bowling Alley Site
BCP #360222
150 Westchester Avenue, Port Chester
February 25, 2025

PID DATA						
Upwind			Downwind			
Time	Concentration (ppm)	15-Min Avg Concentration (ppm)	Time	Concentration (ppm)	15-Min Avg Concentration (ppm)	Exceeds VOC Alarm Limit
12:52	0.0	0.0	12:52	0.0	0.0	-
12:53	0.0	0.0	12:53	0.0	0.0	-
12:54	0.0	0.0	12:54	0.0	0.0	-
12:55	0.0	0.0	12:55	0.0	0.0	-
12:56	0.0	0.0	12:56	0.0	0.0	-
12:57	0.0	0.0	12:57	0.0	0.0	-
12:58	0.0	0.0	12:58	0.0	0.0	-
12:59	0.0	0.0	12:59	0.0	0.0	-
13:00	0.0	0.0	13:00	0.0	0.0	-
13:01	0.0	0.0	13:01	0.0	0.0	-
13:02	0.0	0.0	13:02	0.0	0.0	-
13:03	0.0	0.0	13:03	0.0	0.0	-
13:04	0.0	0.0	13:04	0.0	0.0	-
13:05	0.0	0.0	13:05	0.0	0.0	-
13:06	0.0	0.0	13:06	0.0	0.0	-
13:07	0.0	0.0	13:07	0.0	0.0	-
13:08	0.0	0.0	13:08	0.0	0.0	-
13:09	0.0	0.0	13:09	0.0	0.0	-
13:10	0.0	0.0	13:10	0.0	0.0	-
13:11	0.0	0.0	13:11	0.0	0.0	-
13:12	0.0	0.0	13:12	0.0	0.0	-
13:13	0.0	0.0	13:13	0.0	0.0	-
13:14	0.0	0.0	13:14	0.0	0.0	-
13:15	0.0	0.0	13:15	0.0	0.0	-
13:16	0.0	0.0	13:16	0.0	0.0	-
13:17	0.0	0.0	13:17	0.0	0.0	-
13:18	0.0	0.0	13:18	0.0	0.0	-
13:19	0.0	0.0	13:19	0.0	0.0	-
13:20	0.0	0.0	13:20	0.0	0.0	-
13:21	0.0	0.0	13:21	0.0	0.0	-
13:22	0.0	0.0	13:22	0.0	0.0	-
13:23	0.0	0.0	13:23	0.0	0.0	-
13:24	0.0	0.0	13:24	0.0	0.0	-
13:25	0.0	0.0	13:25	0.0	0.0	-
13:26	0.0	0.0	13:26	0.0	0.0	-
13:27	0.0	0.0	13:27	0.0	0.0	-
13:28	0.0	0.0	13:28	0.0	0.0	-
13:29	0.0	0.0	13:29	0.0	0.0	-
13:30	0.0	0.0	13:30	0.0	0.0	-
13:31	0.0	0.0	13:31	0.0	0.0	-
13:32	0.0	0.0	13:32	0.0	0.0	-
13:33	0.0	0.0	13:33	0.0	0.0	-
13:34	0.0	0.0	13:34	0.0	0.0	-
13:35	0.0	0.0	13:35	0.0	0.0	-
13:36	0.0	0.0	13:36	0.0	0.0	-
13:37	0.0	0.0	13:37	0.0	0.0	-
13:38	0.0	0.0	13:38	0.0	0.0	-
13:39	0.0	0.0	13:39	0.0	0.0	-
13:40	0.0	0.0	13:40	0.0	0.0	-

Grand Union Bowling Alley Site
BCP #360222
150 Westchester Avenue, Port Chester
February 25, 2025

PID DATA						
Upwind			Downwind			
Time	Concentration (ppm)	15-Min Avg Concentration (ppm)	Time	Concentration (ppm)	15-Min Avg Concentration (ppm)	Exceeds VOC Alarm Limit
13:41	0.0	0.0	13:41	0.0	0.0	-
13:42	0.0	0.0	13:42	0.0	0.0	-
13:43	0.0	0.0	13:43	0.0	0.0	-
13:44	0.0	0.0	13:44	0.0	0.0	-
13:45	0.0	0.0	13:45	0.0	0.0	-
13:46	0.0	0.0	13:46	0.0	0.0	-
13:47	0.0	0.0	13:47	0.0	0.0	-
13:48	0.0	0.0	13:48	0.0	0.0	-
13:49	0.0	0.0	13:49	0.0	0.0	-
13:50	0.0	0.0	13:50	0.0	0.0	-
13:51	0.0	0.0	13:51	0.0	0.0	-
13:52	0.0	0.0	13:52	0.0	0.0	-
13:53	0.0	0.0	13:53	0.0	0.0	-
13:54	0.0	0.0	13:54	0.0	0.0	-
13:55	0.0	0.0	13:55	0.0	0.0	-
13:56	0.0	0.0	13:56	0.0	0.0	-
13:57	0.0	0.0	13:57	0.0	0.0	-
13:58	0.0	0.0	13:58	0.0	0.0	-
13:59	0.0	0.0	13:59	0.0	0.0	-
14:00	0.0	0.0	14:00	0.0	0.0	-
14:01	0.0	0.0	14:01	0.0	0.0	-
14:02	0.0	0.0	14:02	0.0	0.0	-
14:03	0.0	0.0	14:03	0.0	0.0	-
14:04	0.0	0.0	14:04	0.0	0.0	-
14:05	0.0	0.0	14:05	0.0	0.0	-
14:06	0.0	0.0	14:06	0.0	0.0	-
14:07	0.0	0.0	14:07	0.0	0.0	-
14:08	0.0	0.0	14:08	0.0	0.0	-
14:09	0.0	0.0	14:09	0.0	0.0	-
14:10	0.0	0.0	14:10	0.0	0.0	-
14:11	0.0	0.0	14:11	0.0	0.0	-
14:12	0.0	0.0	14:12	0.0	0.0	-
14:13	0.0	0.0	14:13	0.0	0.0	-
14:14	0.0	0.0	14:14	0.0	0.0	-
14:15	0.0	0.0	14:15	0.0	0.0	-
14:16	0.0	0.0	14:16	0.0	0.0	-
14:17	0.0	0.0	14:17	0.0	0.0	-
14:18	0.0	0.0	14:18	0.0	0.0	-
14:19	0.0	0.0	14:19	0.0	0.0	-
14:20	0.0	0.0	14:20	0.0	0.0	-
14:21	0.0	0.0	14:21	0.0	0.0	-
14:22	0.0	0.0	14:22	0.0	0.0	-
14:23	0.0	0.0	14:23	0.0	0.0	-
14:24	0.0	0.0	14:24	0.0	0.0	-
14:25	0.0	0.0	14:25	0.0	0.0	-
14:26	0.0	0.0	14:26	0.0	0.0	-
14:27	0.0	0.0	14:27	0.0	0.0	-
14:28	0.0	0.0	14:28	0.0	0.0	-
14:29	0.0	0.0	14:29	0.0	0.0	-

Grand Union Bowling Alley Site
BCP #360222
150 Westchester Avenue, Port Chester
February 25, 2025

PID DATA						
Upwind			Downwind			
Time	Concentration (ppm)	15-Min Avg Concentration (ppm)	Time	Concentration (ppm)	15-Min Avg Concentration (ppm)	Exceeds VOC Alarm Limit
14:30	0.0	0.0	14:30	0.0	0.0	-
14:31	0.0	0.0	14:31	0.0	0.0	-
14:32	0.0	0.0	14:32	0.0	0.0	-
14:33	0.0	0.0	14:33	0.0	0.0	-
14:34	0.0	0.0	14:34	0.0	0.0	-
14:35	0.0	0.0	14:35	0.0	0.0	-
14:36	0.0	0.0	14:36	0.0	0.0	-
14:37	0.0	0.0	14:37	0.0	0.0	-
14:38	0.0	0.0	14:38	0.0	0.0	-
14:39	0.0	0.0	14:39	0.0	0.0	-
14:40	0.0	0.0	14:40	0.0	0.0	-
14:41	0.0	0.0	14:41	0.0	0.0	-
14:42	0.0	0.0	14:42	0.0	0.0	-
14:43	0.0	0.0	14:43	0.0	0.0	-
14:44	0.0	0.0	14:44	0.0	0.0	-
14:45	0.0	0.0	14:45	0.0	0.0	-
14:46	0.0	0.0	14:46	0.0	0.0	-
14:47	0.0	0.0	14:47	0.0	0.0	-
14:48	0.0	0.0	14:48	0.0	0.0	-
14:49	0.0	0.0	14:49	0.0	0.0	-
14:50	0.0	0.0	14:50	0.0	0.0	-
14:51	0.0	0.0	14:51	0.0	0.0	-
14:52	0.0	0.0	14:52	0.0	0.0	-
14:53	0.0	0.0	14:53	0.0	0.0	-

SESI CONSULTING ENGINEERS

959 US-46 Floor 3, Suite 300 - Parsippany-Troy Hills, NJ

DAILY AIR MONITORING REPORT
150 Westchester Avenue
Port Chester, New York

02/26/2025

Rev. No. 0 | Page 1 of 2

Project Number: 11895A

Dust Action Level: 150 µg/m^3

VOC Action Level: 5 ppm

Weather Data Range for Work Day		Wind Direction	WNW	Relative Humidity (%)	39.0 - 82.0	Daily Rain Total (in)	0.00	Readings in the summary table and graphs below are the reported downwind concentrations.
Temperature (°F)	42.0 - 55.0	Wind Speed (MPH)	1.9 - 10.3	Barometer (inHg)	29.80 - 29.90	Avg. Dew Point Temp (°F)	34.6	

Station Location	Daily Avg. Dust Concentration (µg/m^3)	Max 15-Min Dust Concentration (µg/m^3)	Time of Max Dust Reading	Daily Avg. VOC Concentration (ppm)	Max 15-Min VOC Concentration (ppm)	Time of Max VOC Reading
Upwind	20.4	44.1	8:16	0.0	0.0	8:16
Downwind	51.1	55.6	9:05	0.0	0.0	8:16

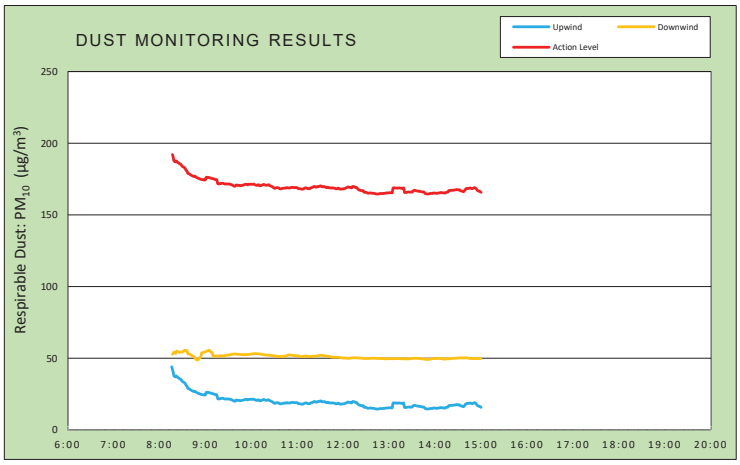

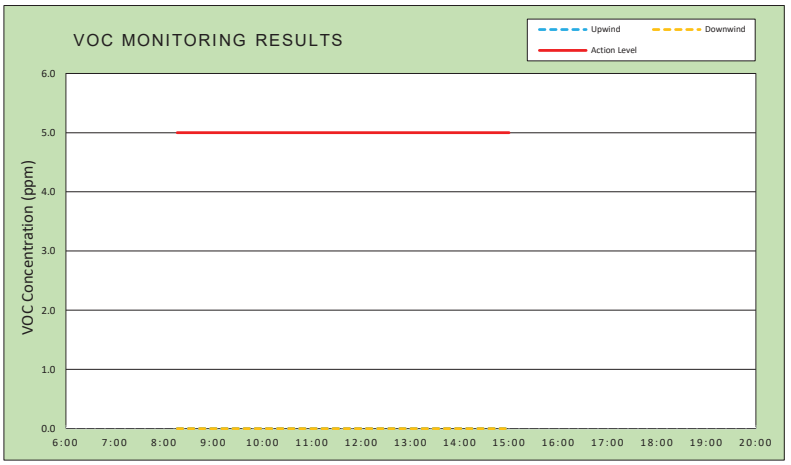

Air Monitoring Notes:

Weather Notes:

EMILCOTT
A Triumvirate Environmental Company

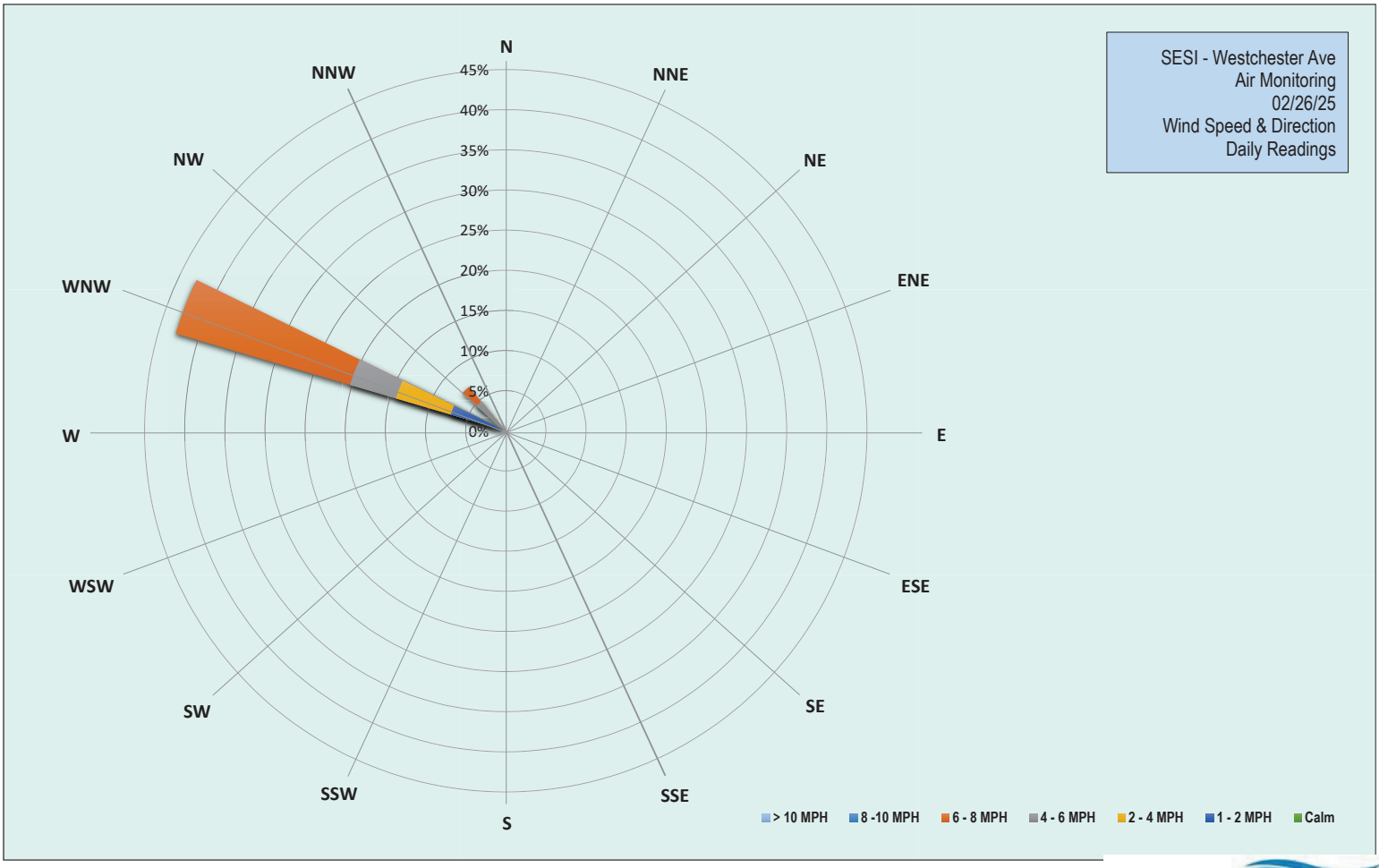

EMILCOTT
A Triumvirate Environmental Company

Grand Union Bowling Alley Site
BCP #360222
150 Westchester Avenue, Port Chester
February 26, 2025

Wednesday, February 26, 2025						
Number of Instances Where Downwind Particulates Exceeds Upwind Particulate + 150 =						0
Number of Comparable Data Points =						404
Start Time:						8:01
End Time:						15:00
PARTICULATE DATA						
Upwind			Downwind			Exceeds Particulate Alarm Limit
Time	Concentration (ug/m^3)	15-Min Avg Concentration (ug/m^3)	Time	Concentration (ug/m^3)	15-Min Avg Concentration (ug/m^3)	
8:01	62.5	-	8:01	-	-	-
8:02	62.0	-	8:02	43.0	-	-
8:03	65.0	-	8:03	40.8	-	-
8:04	77.3	-	8:04	41.8	-	-
8:05	42.8	-	8:05	58.5	-	-
8:06	40.8	-	8:06	57.3	-	-
8:07	39.5	-	8:07	57.5	-	-
8:08	41.0	-	8:08	56.5	-	-
8:09	38.0	-	8:09	54.3	-	-
8:10	37.8	-	8:10	55.5	-	-
8:11	37.3	-	8:11	52.5	-	-
8:12	34.3	-	8:12	53.5	-	-
8:13	33.8	-	8:13	53.8	-	-
8:14	40.5	-	8:14	53.0	-	-
8:15	37.0	-	8:15	52.3	-	-
8:16	34.0	44.1	8:16	53.0	-	-
8:17	32.8	42.1	8:17	52.0	52.8	-
8:18	35.5	40.1	8:18	52.5	53.6	-
8:19	39.0	37.6	8:19	52.8	54.3	-
8:20	43.3	37.6	8:20	52.0	53.9	-
8:21	31.8	37.0	8:21	50.8	53.5	-
8:22	49.8	37.7	8:22	79.8	54.9	-
8:23	30.8	37.0	8:23	54.5	54.8	-
8:24	30.3	36.5	8:24	51.8	54.6	-
8:25	35.3	36.3	8:25	50.0	54.3	-
8:26	29.5	35.8	8:26	50.0	54.1	-
8:27	30.3	35.6	8:27	57.0	54.3	-
8:28	29.3	35.3	8:28	53.5	54.3	-
8:29	28.0	34.4	8:29	52.8	54.3	-
8:30	27.5	33.8	8:30	55.3	54.5	-
8:31	29.8	33.5	8:31	55.3	54.7	-
8:32	28.3	33.2	8:32	62.5	55.4	-
8:33	28.0	32.7	8:33	55.5	55.6	-
8:34	28.0	32.0	8:34	51.0	55.4	-
8:35	26.8	30.9	8:35	50.5	55.3	-
8:36	27.3	30.6	8:36	50.8	55.3	-
8:37	27.3	29.1	8:37	49.3	53.3	-
8:38	27.3	28.8	8:38	50.5	53.0	-
8:39	27.3	28.6	8:39	48.5	52.8	-
8:40	27.3	28.1	8:40	48.3	52.7	-
8:41	26.0	27.9	8:41	48.5	52.6	-

Grand Union Bowling Alley Site
BCP #360222
150 Westchester Avenue, Port Chester
February 26, 2025

PARTICULATE DATA						
Upwind			Downwind			Exceeds Particulate Alarm Limit
Time	Concentration (ug/m^3)	15-Min Avg Concentration (ug/m^3)	Time	Concentration (ug/m^3)	15-Min Avg Concentration (ug/m^3)	
8:42	25.5	27.6	8:42	48.8	52.1	-
8:43	24.8	27.3	8:43	48.3	51.7	-
8:44	24.3	27.0	8:44	49.0	51.5	-
8:45	24.3	26.8	8:45	48.8	51.0	-
8:46	33.5	27.0	8:46	49.3	50.6	-
8:47	23.3	26.7	8:47	48.3	49.7	-
8:48	22.0	26.3	8:48	47.8	49.2	-
8:49	23.3	26.0	8:49	48.3	49.0	-
8:50	23.0	25.7	8:50	49.0	48.9	-
8:51	23.3	25.5	8:51	57.0	49.3	-
8:52	25.3	25.3	8:52	61.3	50.1	-
8:53	23.3	25.1	8:53	57.3	50.5	-
8:54	25.0	24.9	8:54	56.3	51.1	-
8:55	23.8	24.7	8:55	86.5	53.6	-
8:56	25.3	24.6	8:56	52.5	53.9	-
8:57	25.3	24.6	8:57	51.3	54.0	-
8:58	22.5	24.5	8:58	51.3	54.2	-
8:59	22.3	24.3	8:59	51.0	54.4	-
9:00	27.0	24.5	9:00	50.5	54.5	-
9:01	58.8	26.2	9:01	53.0	54.7	-
9:02	23.0	26.2	9:02	53.3	55.1	-
9:03	23.0	26.3	9:03	50.3	55.2	-
9:04	21.8	26.2	9:04	51.3	55.4	-
9:05	20.8	26.0	9:05	51.0	55.6	-
9:06	21.8	25.9	9:06	50.5	55.1	-
9:07	21.0	25.6	9:07	50.8	54.4	-
9:08	21.3	25.5	9:08	50.8	54.0	-
9:09	23.5	25.4	9:09	55.3	53.9	-
9:10	22.5	25.3	9:10	50.8	51.6	-
9:11	22.8	25.1	9:11	50.8	51.4	-
9:12	20.0	24.8	9:12	52.0	51.5	-
9:13	20.5	24.7	9:13	51.8	51.5	-
9:14	23.0	24.7	9:14	51.5	51.6	-
9:15	22.8	24.4	9:15	52.8	51.7	-
9:16	20.0	21.8	9:16	52.0	51.6	-
9:17	21.0	21.7	9:17	51.3	51.5	-
9:18	21.5	21.6	9:18	51.0	51.6	-
9:19	25.8	21.9	9:19	51.8	51.6	-
9:20	20.8	21.9	9:20	50.8	51.6	-
9:21	23.8	22.0	9:21	51.8	51.7	-
9:22	22.5	22.1	9:22	51.3	51.7	-
9:23	21.0	22.1	9:23	52.3	51.8	-
9:24	20.3	21.9	9:24	52.8	51.6	-
9:25	19.5	21.7	9:25	52.5	51.7	-
9:26	20.5	21.5	9:26	54.8	52.0	-
9:27	22.0	21.7	9:27	53.0	52.1	-
9:28	20.0	21.6	9:28	53.0	52.2	-
9:29	22.0	21.6	9:29	53.0	52.3	-

Grand Union Bowling Alley Site
BCP #360222
150 Westchester Avenue, Port Chester
February 26, 2025

PARTICULATE DATA						
Upwind			Downwind			Exceeds Particulate Alarm Limit
Time	Concentration (ug/m^3)	15-Min Avg Concentration (ug/m^3)	Time	Concentration (ug/m^3)	15-Min Avg Concentration (ug/m^3)	
9:30	23.3	21.6	9:30	53.0	52.3	-
9:31	19.5	21.6	9:31	52.8	52.3	-
9:32	19.5	21.5	9:32	53.0	52.4	-
9:33	19.3	21.3	9:33	53.3	52.6	-
9:34	20.8	21.0	9:34	53.5	52.7	-
9:35	20.5	21.0	9:35	52.3	52.8	-
9:36	18.0	20.6	9:36	52.5	52.9	-
9:37	17.5	20.2	9:37	52.8	53.0	-
9:38	18.0	20.0	9:38	53.0	53.0	-
9:39	21.8	20.1	9:39	52.3	53.0	-
9:40	29.3	20.8	9:40	52.3	53.0	-
9:41	21.5	20.9	9:41	52.8	52.8	-
9:42	18.0	20.6	9:42	52.5	52.8	-
9:43	21.8	20.7	9:43	52.8	52.8	-
9:44	21.0	20.6	9:44	52.5	52.7	-
9:45	19.0	20.4	9:45	52.8	52.7	-
9:46	21.8	20.5	9:46	52.3	52.7	-
9:47	20.0	20.5	9:47	52.5	52.7	-
9:48	20.3	20.6	9:48	52.0	52.6	-
9:49	23.3	20.8	9:49	52.0	52.5	-
9:50	23.8	21.0	9:50	52.3	52.5	-
9:51	19.8	21.1	9:51	53.3	52.5	-
9:52	21.3	21.4	9:52	53.5	52.6	-
9:53	18.3	21.4	9:53	53.0	52.6	-
9:54	19.8	21.2	9:54	53.3	52.6	-
9:55	24.5	20.9	9:55	52.8	52.7	-
9:56	26.8	21.3	9:56	52.8	52.7	-
9:57	19.0	21.3	9:57	52.8	52.7	-
9:58	22.0	21.4	9:58	55.0	52.8	-
9:59	22.3	21.4	9:59	53.0	52.9	-
10:00	18.8	21.4	10:00	53.8	52.9	-
10:01	20.8	21.4	10:01	53.3	53.0	-
10:02	19.8	21.3	10:02	53.3	53.1	-
10:03	22.8	21.5	10:03	53.8	53.2	-
10:04	20.0	21.3	10:04	52.5	53.2	-
10:05	18.5	20.9	10:05	53.0	53.3	-
10:06	18.0	20.8	10:06	52.0	53.2	-
10:07	18.3	20.6	10:07	53.0	53.1	-
10:08	20.0	20.7	10:08	52.8	53.1	-
10:09	24.8	21.1	10:09	52.3	53.1	-
10:10	20.0	20.8	10:10	52.0	53.0	-
10:11	20.0	20.3	10:11	53.3	53.0	-
10:12	21.3	20.5	10:12	52.0	53.0	-
10:13	22.8	20.5	10:13	51.8	52.8	-
10:14	26.5	20.8	10:14	52.3	52.7	-
10:15	23.3	21.1	10:15	52.0	52.6	-
10:16	22.3	21.2	10:16	51.5	52.5	-
10:17	19.0	21.2	10:17	52.5	52.4	-

Grand Union Bowling Alley Site
BCP #360222
150 Westchester Avenue, Port Chester
February 26, 2025

PARTICULATE DATA						
Upwind			Downwind			Exceeds Particulate Alarm Limit
Time	Concentration (ug/m^3)	15-Min Avg Concentration (ug/m^3)	Time	Concentration (ug/m^3)	15-Min Avg Concentration (ug/m^3)	
10:18	18.3	20.9	10:18	52.0	52.3	-
10:19	17.8	20.7	10:19	52.3	52.3	-
10:20	19.3	20.8	10:20	52.3	52.3	-
10:21	18.5	20.8	10:21	51.8	52.2	-
10:22	21.5	21.0	10:22	52.0	52.2	-
10:23	19.3	21.0	10:23	52.3	52.1	-
10:24	16.0	20.4	10:24	52.0	52.1	-
10:25	17.8	20.2	10:25	51.0	52.1	-
10:26	17.3	20.0	10:26	51.5	51.9	-
10:27	17.0	19.8	10:27	51.0	51.9	-
10:28	18.0	19.4	10:28	50.8	51.8	-
10:29	20.8	19.1	10:29	50.8	51.7	-
10:30	17.0	18.6	10:30	51.3	51.7	-
10:31	21.5	18.6	10:31	50.8	51.6	-
10:32	23.8	18.9	10:32	51.3	51.5	-
10:33	18.8	18.9	10:33	51.0	51.5	-
10:34	20.0	19.1	10:34	51.3	51.4	-
10:35	16.0	18.9	10:35	51.3	51.3	-
10:36	16.5	18.7	10:36	50.8	51.3	-
10:37	15.0	18.3	10:37	51.3	51.2	-
10:38	17.8	18.2	10:38	52.3	51.2	-
10:39	16.8	18.3	10:39	52.0	51.2	-
10:40	20.0	18.4	10:40	53.0	51.3	-
10:41	19.0	18.5	10:41	51.0	51.3	-
10:42	19.3	18.7	10:42	52.3	51.4	-
10:43	19.5	18.8	10:43	51.0	51.4	-
10:44	19.3	18.7	10:44	52.3	51.5	-
10:45	17.8	18.7	10:45	52.0	51.6	-
10:46	27.5	19.1	10:46	54.3	51.8	-
10:47	19.8	18.9	10:47	54.3	52.0	-
10:48	19.0	18.9	10:48	56.0	52.3	-
10:49	18.8	18.8	10:49	51.3	52.3	-
10:50	17.3	18.9	10:50	50.8	52.3	-
10:51	17.3	18.9	10:51	50.5	52.3	-
10:52	17.3	19.1	10:52	50.5	52.2	-
10:53	19.8	19.2	10:53	50.8	52.1	-
10:54	16.8	19.2	10:54	51.5	52.1	-
10:55	19.3	19.2	10:55	50.0	51.9	-
10:56	18.0	19.1	10:56	51.0	51.9	-
10:57	18.8	19.1	10:57	51.3	51.8	-
10:58	19.8	19.1	10:58	50.8	51.8	-
10:59	19.3	19.1	10:59	51.8	51.8	-
11:00	16.3	19.0	11:00	52.8	51.8	-
11:01	19.3	18.4	11:01	52.5	51.7	-
11:02	18.3	18.3	11:02	52.3	51.6	-
11:03	18.3	18.3	11:03	50.5	51.2	-
11:04	17.5	18.2	11:04	51.3	51.2	-
11:05	15.5	18.1	11:05	51.0	51.2	-

Grand Union Bowling Alley Site
BCP #360222
150 Westchester Avenue, Port Chester
February 26, 2025

PARTICULATE DATA						
Upwind			Downwind			Exceeds Particulate Alarm Limit
Time	Concentration (ug/m^3)	15-Min Avg Concentration (ug/m^3)	Time	Concentration (ug/m^3)	15-Min Avg Concentration (ug/m^3)	
11:06	15.3	17.9	11:06	50.8	51.2	-
11:07	19.3	18.1	11:07	51.0	51.3	-
11:08	20.0	18.1	11:08	53.0	51.4	-
11:09	23.8	18.6	11:09	51.5	51.4	-
11:10	22.8	18.8	11:10	51.3	51.5	-
11:11	18.3	18.8	11:11	50.8	51.5	-
11:12	19.0	18.8	11:12	50.5	51.4	-
11:13	15.0	18.5	11:13	51.0	51.5	-
11:14	17.0	18.4	11:14	51.0	51.4	-
11:15	15.8	18.3	11:15	50.3	51.2	-
11:16	18.3	18.3	11:16	52.0	51.2	-
11:17	26.5	18.8	11:17	51.8	51.2	-
11:18	18.8	18.8	11:18	52.5	51.3	-
11:19	21.8	19.1	11:19	52.3	51.4	-
11:20	17.3	19.2	11:20	51.0	51.4	-
11:21	20.3	19.6	11:21	52.0	51.5	-
11:22	23.5	19.9	11:22	51.3	51.5	-
11:23	17.8	19.7	11:23	52.8	51.5	-
11:24	20.3	19.5	11:24	52.3	51.5	-
11:25	20.8	19.3	11:25	51.0	51.5	-
11:26	24.8	19.8	11:26	53.0	51.6	-
11:27	17.0	19.6	11:27	52.3	51.8	-
11:28	18.8	19.9	11:28	52.0	51.8	-
11:29	18.5	20.0	11:29	54.0	52.0	-
11:30	19.0	20.2	11:30	51.8	52.1	-
11:31	18.3	20.2	11:31	52.0	52.1	-
11:32	18.5	19.7	11:32	50.8	52.1	-
11:33	19.3	19.7	11:33	51.3	52.0	-
11:34	20.0	19.6	11:34	50.5	51.9	-
11:35	20.5	19.8	11:35	50.5	51.8	-
11:36	17.8	19.6	11:36	50.5	51.7	-
11:37	17.5	19.2	11:37	51.0	51.7	-
11:38	17.3	19.2	11:38	50.0	51.5	-
11:39	18.0	19.1	11:39	50.0	51.4	-
11:40	25.3	19.4	11:40	51.5	51.4	-
11:41	18.0	18.9	11:41	51.3	51.3	-
11:42	17.8	19.0	11:42	51.0	51.2	-
11:43	18.0	18.9	11:43	49.8	51.1	-
11:44	16.3	18.8	11:44	51.8	50.9	-
11:45	20.3	18.8	11:45	51.3	50.9	-
11:46	19.8	18.9	11:46	51.0	50.8	-
11:47	16.3	18.8	11:47	50.3	50.8	-
11:48	17.5	18.7	11:48	49.5	50.7	-
11:49	18.8	18.6	11:49	52.0	50.8	-
11:50	16.5	18.3	11:50	50.5	50.8	-
11:51	15.8	18.2	11:51	50.0	50.7	-
11:52	20.5	18.4	11:52	50.3	50.7	-
11:53	20.8	18.6	11:53	50.3	50.7	-

Grand Union Bowling Alley Site
BCP #360222
150 Westchester Avenue, Port Chester
February 26, 2025

PARTICULATE DATA						
Upwind			Downwind			Exceeds Particulate Alarm Limit
Time	Concentration (ug/m^3)	15-Min Avg Concentration (ug/m^3)	Time	Concentration (ug/m^3)	15-Min Avg Concentration (ug/m^3)	
11:54	18.3	18.6	11:54	49.8	50.7	-
11:55	16.5	18.1	11:55	50.0	50.6	-
11:56	18.0	18.1	11:56	49.0	50.4	-
11:57	17.3	18.0	11:57	49.8	50.3	-
11:58	18.5	18.1	11:58	51.0	50.4	-
11:59	17.3	18.1	11:59	49.5	50.3	-
12:00	21.8	18.2	12:00	49.8	50.2	-
12:01	21.0	18.3	12:01	50.8	50.2	-
12:02	16.8	18.3	12:02	50.0	50.1	-
12:03	22.5	18.7	12:03	50.3	50.2	-
12:04	22.5	18.9	12:04	50.3	50.1	-
12:05	20.3	19.2	12:05	49.8	50.0	-
12:06	20.5	19.5	12:06	50.0	50.0	-
12:07	18.8	19.4	12:07	50.5	50.0	-
12:08	17.8	19.2	12:08	50.0	50.0	-
12:09	18.8	19.2	12:09	50.5	50.1	-
12:10	14.5	19.1	12:10	51.5	50.2	-
12:11	14.3	18.8	12:11	50.3	50.3	-
12:12	32.0	19.8	12:12	51.0	50.3	-
12:13	18.0	19.8	12:13	50.0	50.3	-
12:14	17.5	19.8	12:14	50.3	50.3	-
12:15	16.5	19.4	12:15	50.3	50.4	-
12:16	17.0	19.2	12:16	49.5	50.3	-
12:17	18.0	19.3	12:17	50.5	50.3	-
12:18	14.5	18.7	12:18	50.0	50.3	-
12:19	14.5	18.2	12:19	49.8	50.3	-
12:20	13.3	17.7	12:20	49.3	50.2	-
12:21	14.3	17.3	12:21	49.8	50.2	-
12:22	17.5	17.2	12:22	49.5	50.1	-
12:23	15.3	17.1	12:23	50.0	50.1	-
12:24	15.3	16.8	12:24	50.3	50.1	-
12:25	16.3	16.9	12:25	49.5	50.0	-
12:26	15.3	17.0	12:26	49.8	50.0	-
12:27	15.3	15.9	12:27	49.3	49.8	-
12:28	18.0	15.9	12:28	50.0	49.8	-
12:29	16.0	15.8	12:29	49.8	49.8	-
12:30	14.8	15.7	12:30	51.0	49.9	-
12:31	13.8	15.5	12:31	49.8	49.9	-
12:32	14.3	15.2	12:32	50.0	49.8	-
12:33	13.5	15.1	12:33	49.3	49.8	-
12:34	15.3	15.2	12:34	51.3	49.9	-
12:35	15.3	15.3	12:35	50.3	50.0	-
12:36	15.0	15.4	12:36	50.3	50.0	-
12:37	14.3	15.2	12:37	50.5	50.1	-
12:38	14.8	15.1	12:38	49.8	50.0	-
12:39	15.8	15.2	12:39	50.5	50.1	-
12:40	14.3	15.0	12:40	49.3	50.0	-
12:41	13.8	14.9	12:41	49.8	50.0	-

Grand Union Bowling Alley Site
BCP #360222
150 Westchester Avenue, Port Chester
February 26, 2025

PARTICULATE DATA						
Upwind			Downwind			Exceeds Particulate Alarm Limit
Time	Concentration (ug/m^3)	15-Min Avg Concentration (ug/m^3)	Time	Concentration (ug/m^3)	15-Min Avg Concentration (ug/m^3)	
12:42	13.8	14.8	12:42	49.0	50.0	-
12:43	15.0	14.6	12:43	49.3	50.0	-
12:44	15.5	14.6	12:44	49.0	49.9	-
12:45	15.0	14.6	12:45	49.5	49.8	-
12:46	14.3	14.6	12:46	50.0	49.8	-
12:47	15.0	14.7	12:47	50.0	49.8	-
12:48	17.5	15.0	12:48	49.3	49.8	-
12:49	15.5	15.0	12:49	50.8	49.8	-
12:50	13.8	14.9	12:50	49.8	49.8	-
12:51	16.3	15.0	12:51	51.0	49.8	-
12:52	14.5	15.0	12:52	49.5	49.8	-
12:53	16.8	15.1	12:53	49.0	49.7	-
12:54	14.8	15.0	12:54	49.8	49.7	-
12:55	15.8	15.1	12:55	49.3	49.7	-
12:56	16.3	15.3	12:56	49.3	49.6	-
12:57	14.0	15.3	12:57	49.5	49.7	-
12:58	15.5	15.4	12:58	49.3	49.7	-
12:59	16.3	15.4	12:59	49.5	49.7	-
13:00	15.3	15.4	13:00	50.3	49.7	-
13:01	15.5	15.5	13:01	49.5	49.7	-
13:02	15.3	15.5	13:02	50.5	49.7	-
13:03	15.8	15.4	13:03	50.0	49.8	-
13:04	16.0	15.4	13:04	49.8	49.7	-
13:05	63.0	18.7	13:05	49.8	49.7	-
13:06	17.0	18.8	13:06	50.0	49.7	-
13:07	16.8	18.9	13:07	50.0	49.7	-
13:08	15.0	18.8	13:08	49.8	49.7	-
13:09	14.8	18.8	13:09	50.0	49.8	-
13:10	14.3	18.7	13:10	49.5	49.8	-
13:11	15.0	18.6	13:11	49.3	49.8	-
13:12	17.3	18.8	13:12	50.0	49.8	-
13:13	15.8	18.9	13:13	49.0	49.8	-
13:14	14.5	18.7	13:14	49.0	49.8	-
13:15	14.5	18.7	13:15	49.3	49.7	-
13:16	13.8	18.6	13:16	49.3	49.7	-
13:17	16.0	18.6	13:17	50.3	49.7	-
13:18	15.5	18.6	13:18	49.5	49.6	-
13:19	19.3	18.8	13:19	49.8	49.6	-
13:20	16.5	15.7	13:20	49.8	49.6	-
13:21	16.8	15.7	13:21	50.0	49.6	-
13:22	16.8	15.7	13:22	49.8	49.6	-
13:23	15.5	15.7	13:23	50.3	49.6	-
13:24	17.5	15.9	13:24	49.3	49.6	-
13:25	14.8	16.0	13:25	49.5	49.6	-
13:26	15.5	16.0	13:26	49.3	49.6	-
13:27	17.0	16.0	13:27	50.5	49.6	-
13:28	14.8	15.9	13:28	51.5	49.8	-
13:29	15.5	16.0	13:29	49.3	49.8	-

Grand Union Bowling Alley Site
BCP #360222
150 Westchester Avenue, Port Chester
February 26, 2025

PARTICULATE DATA						
Upwind			Downwind			Exceeds Particulate Alarm Limit
Time	Concentration (ug/m^3)	15-Min Avg Concentration (ug/m^3)	Time	Concentration (ug/m^3)	15-Min Avg Concentration (ug/m^3)	
13:30	13.8	15.9	13:30	50.0	49.9	-
13:31	23.8	16.6	13:31	50.3	49.9	-
13:32	22.3	17.0	13:32	50.5	49.9	-
13:33	18.8	17.2	13:33	49.5	49.9	-
13:34	16.3	17.0	13:34	51.3	50.0	-
13:35	15.3	16.9	13:35	49.3	50.0	-
13:36	14.3	16.8	13:36	49.3	50.0	-
13:37	14.8	16.6	13:37	49.0	49.9	-
13:38	14.8	16.6	13:38	49.8	49.9	-
13:39	15.8	16.5	13:39	49.3	49.9	-
13:40	13.8	16.4	13:40	48.8	49.8	-
13:41	14.8	16.4	13:41	48.3	49.8	-
13:42	13.8	16.1	13:42	49.3	49.7	-
13:43	14.0	16.1	13:43	50.3	49.6	-
13:44	14.5	16.0	13:44	49.0	49.6	-
13:45	14.8	16.1	13:45	48.5	49.5	-
13:46	16.8	15.6	13:46	49.3	49.4	-
13:47	13.3	15.0	13:47	49.5	49.3	-
13:48	15.3	14.8	13:48	48.8	49.3	-
13:49	15.0	14.7	13:49	48.8	49.1	-
13:50	14.3	14.6	13:50	49.5	49.1	-
13:51	14.3	14.6	13:51	52.0	49.3	-
13:52	15.5	14.7	13:52	48.5	49.3	-
13:53	18.5	14.9	13:53	50.5	49.3	-
13:54	15.0	14.9	13:54	49.0	49.3	-
13:55	16.3	15.1	13:55	53.5	49.6	-
13:56	13.8	15.0	13:56	51.3	49.8	-
13:57	15.5	15.1	13:57	49.3	49.8	-
13:58	17.8	15.4	13:58	49.5	49.8	-
13:59	13.0	15.3	13:59	48.5	49.8	-
14:00	14.8	15.3	14:00	49.0	49.8	-
14:01	14.3	15.1	14:01	49.5	49.8	-
14:02	14.0	15.1	14:02	49.0	49.8	-
14:03	14.8	15.1	14:03	51.0	49.9	-
14:04	17.8	15.3	14:04	50.0	50.0	-
14:05	15.3	15.4	14:05	49.5	50.0	-
14:06	14.5	15.4	14:06	49.0	49.8	-
14:07	18.8	15.6	14:07	49.3	49.9	-
14:08	18.8	15.6	14:08	49.8	49.8	-
14:09	14.0	15.5	14:09	49.3	49.8	-
14:10	14.0	15.4	14:10	49.5	49.6	-
14:11	13.5	15.4	14:11	49.5	49.4	-
14:12	15.5	15.4	14:12	49.3	49.4	-
14:13	15.5	15.2	14:13	49.8	49.5	-
14:14	18.0	15.6	14:14	49.5	49.5	-
14:15	19.0	15.8	14:15	49.8	49.6	-
14:16	15.3	15.9	14:16	49.8	49.6	-
14:17	16.0	16.0	14:17	49.3	49.6	-

Grand Union Bowling Alley Site
BCP #360222
150 Westchester Avenue, Port Chester
February 26, 2025

PARTICULATE DATA						
Upwind			Downwind			Exceeds Particulate Alarm Limit
Time	Concentration (ug/m^3)	15-Min Avg Concentration (ug/m^3)	Time	Concentration (ug/m^3)	15-Min Avg Concentration (ug/m^3)	
14:18	29.5	17.0	14:18	51.0	49.6	-
14:19	18.0	17.0	14:19	50.5	49.6	-
14:20	14.8	17.0	14:20	51.3	49.8	-
14:21	17.8	17.2	14:21	50.8	49.9	-
14:22	19.3	17.3	14:22	50.8	50.0	-
14:23	16.5	17.1	14:23	49.8	50.0	-
14:24	17.3	17.3	14:24	49.5	50.0	-
14:25	14.5	17.4	14:25	49.5	50.0	-
14:26	15.3	17.5	14:26	49.3	50.0	-
14:27	15.5	17.5	14:27	50.8	50.1	-
14:28	18.5	17.7	14:28	50.3	50.1	-
14:29	18.5	17.7	14:29	50.3	50.2	-
14:30	15.3	17.5	14:30	50.5	50.2	-
14:31	16.0	17.5	14:31	50.0	50.2	-
14:32	16.5	17.5	14:32	50.3	50.3	-
14:33	20.0	16.9	14:33	50.8	50.3	-
14:34	15.8	16.8	14:34	51.5	50.3	-
14:35	13.3	16.7	14:35	50.5	50.3	-
14:36	14.5	16.4	14:36	49.0	50.2	-
14:37	15.0	16.2	14:37	50.5	50.2	-
14:38	25.5	16.8	14:38	51.0	50.2	-
14:39	24.3	17.2	14:39	50.3	50.3	-
14:40	28.5	18.2	14:40	50.5	50.4	-
14:41	19.0	18.4	14:41	48.5	50.3	-
14:42	16.5	18.5	14:42	49.0	50.2	-
14:43	20.5	18.6	14:43	49.0	50.1	-
14:44	16.3	18.5	14:44	49.3	50.0	-
14:45	20.3	18.8	14:45	48.8	49.9	-
14:46	15.0	18.7	14:46	49.0	49.9	-
14:47	15.0	18.6	14:47	48.3	49.7	-
14:48	16.0	18.4	14:48	55.3	50.0	-
14:49	16.3	18.4	14:49	49.5	49.9	-
14:50	18.3	18.7	14:50	49.3	49.8	-
14:51	17.5	18.9	14:51	49.3	49.8	-
14:52	16.5	19.0	14:52	50.0	49.8	-
14:53	17.3	18.5	14:53	51.5	49.8	-
14:54	17.8	18.0	14:54	49.8	49.8	-
14:55	16.5	17.2	14:55	49.5	49.7	-
14:56	12.8	16.8	14:56	49.0	49.8	-
14:57	14.5	16.7	14:57	49.8	49.8	-
14:58	15.3	16.3	14:58	49.0	49.8	-
14:59	15.0	16.3	14:59	50.5	49.9	-
15:00	12.5	15.7	15:00	48.8	49.9	-

Grand Union Bowling Alley Site
BCP #360222
150 Westchester Avenue, Port Chester
February 26, 2025

Wednesday, February 26, 2025						
					Number of Instances Where Downwind VOCs Exceeds Upwind VOCs + 5 =	0
					Number of Comparable Data Points =	405
					Start Time:	8:01
					End Time:	15:00
PID DATA						
Upwind			Downwind			
Time	Concentration (ppm)	15-Min Avg Concentration (ppm)	Time	Concentration (ppm)	15-Min Avg Concentration (ppm)	Exceeds VOC Alarm Limit
8:01	0.0	-	8:01	0.0	-	-
8:02	0.0	-	8:02	0.0	-	-
8:03	0.0	-	8:03	0.0	-	-
8:04	0.0	-	8:04	0.0	-	-
8:05	0.0	-	8:05	0.0	-	-
8:06	0.0	-	8:06	0.0	-	-
8:07	0.0	-	8:07	0.0	-	-
8:08	0.0	-	8:08	0.0	-	-
8:09	0.0	-	8:09	0.0	-	-
8:10	0.0	-	8:10	0.0	-	-
8:11	0.0	-	8:11	0.0	-	-
8:12	0.0	-	8:12	0.0	-	-
8:13	0.0	-	8:13	0.0	-	-
8:14	0.0	-	8:14	0.0	-	-
8:15	0.0	-	8:15	0.0	-	-
8:16	0.0	0.0	8:16	0.0	0.0	-
8:17	0.0	0.0	8:17	0.0	0.0	-
8:18	0.0	0.0	8:18	0.0	0.0	-
8:19	0.0	0.0	8:19	0.0	0.0	-
8:20	0.0	0.0	8:20	0.0	0.0	-
8:21	0.0	0.0	8:21	0.0	0.0	-
8:22	0.0	0.0	8:22	0.0	0.0	-
8:23	0.0	0.0	8:23	0.0	0.0	-
8:24	0.0	0.0	8:24	0.0	0.0	-
8:25	0.0	0.0	8:25	0.0	0.0	-
8:26	0.0	0.0	8:26	0.0	0.0	-
8:27	0.0	0.0	8:27	0.0	0.0	-
8:28	0.0	0.0	8:28	0.0	0.0	-
8:29	0.0	0.0	8:29	0.0	0.0	-
8:30	0.0	0.0	8:30	0.0	0.0	-
8:31	0.0	0.0	8:31	0.0	0.0	-
8:32	0.0	0.0	8:32	0.0	0.0	-
8:33	0.0	0.0	8:33	0.0	0.0	-
8:34	0.0	0.0	8:34	0.0	0.0	-
8:35	0.0	0.0	8:35	0.0	0.0	-
8:36	0.0	0.0	8:36	0.0	0.0	-
8:37	0.0	0.0	8:37	0.0	0.0	-
8:38	0.0	0.0	8:38	0.0	0.0	-
8:39	0.0	0.0	8:39	0.0	0.0	-
8:40	0.0	0.0	8:40	0.0	0.0	-
8:41	0.0	0.0	8:41	0.0	0.0	-
8:42	0.0	0.0	8:42	0.0	0.0	-

Grand Union Bowling Alley Site
BCP #360222
150 Westchester Avenue, Port Chester
February 26, 2025

PID DATA						
Upwind			Downwind			
Time	Concentration (ppm)	15-Min Avg Concentration (ppm)	Time	Concentration (ppm)	15-Min Avg Concentration (ppm)	Exceeds VOC Alarm Limit
8:43	0.0	0.0	8:43	0.0	0.0	-
8:44	0.0	0.0	8:44	0.0	0.0	-
8:45	0.0	0.0	8:45	0.0	0.0	-
8:46	0.0	0.0	8:46	0.0	0.0	-
8:47	0.0	0.0	8:47	0.0	0.0	-
8:48	0.0	0.0	8:48	0.0	0.0	-
8:49	0.0	0.0	8:49	0.0	0.0	-
8:50	0.0	0.0	8:50	0.0	0.0	-
8:51	0.0	0.0	8:51	0.0	0.0	-
8:52	0.0	0.0	8:52	0.0	0.0	-
8:53	0.0	0.0	8:53	0.0	0.0	-
8:54	0.0	0.0	8:54	0.0	0.0	-
8:55	0.0	0.0	8:55	0.0	0.0	-
8:56	0.0	0.0	8:56	0.0	0.0	-
8:57	0.0	0.0	8:57	0.0	0.0	-
8:58	0.0	0.0	8:58	0.0	0.0	-
8:59	0.0	0.0	8:59	0.0	0.0	-
9:00	0.0	0.0	9:00	0.0	0.0	-
9:01	0.0	0.0	9:01	0.0	0.0	-
9:02	0.0	0.0	9:02	0.0	0.0	-
9:03	0.0	0.0	9:03	0.0	0.0	-
9:04	0.0	0.0	9:04	0.0	0.0	-
9:05	0.0	0.0	9:05	0.0	0.0	-
9:06	0.0	0.0	9:06	0.0	0.0	-
9:07	0.0	0.0	9:07	0.0	0.0	-
9:08	0.0	0.0	9:08	0.0	0.0	-
9:09	0.0	0.0	9:09	0.0	0.0	-
9:10	0.0	0.0	9:10	0.0	0.0	-
9:11	0.0	0.0	9:11	0.0	0.0	-
9:12	0.0	0.0	9:12	0.0	0.0	-
9:13	0.0	0.0	9:13	0.0	0.0	-
9:14	0.0	0.0	9:14	0.0	0.0	-
9:15	0.0	0.0	9:15	0.0	0.0	-
9:16	0.0	0.0	9:16	0.0	0.0	-
9:17	0.0	0.0	9:17	0.0	0.0	-
9:18	0.0	0.0	9:18	0.0	0.0	-
9:19	0.0	0.0	9:19	0.0	0.0	-
9:20	0.0	0.0	9:20	0.0	0.0	-
9:21	0.0	0.0	9:21	0.0	0.0	-
9:22	0.0	0.0	9:22	0.0	0.0	-
9:23	0.0	0.0	9:23	0.0	0.0	-
9:24	0.0	0.0	9:24	0.0	0.0	-
9:25	0.0	0.0	9:25	0.0	0.0	-
9:26	0.0	0.0	9:26	0.0	0.0	-
9:27	0.0	0.0	9:27	0.0	0.0	-
9:28	0.0	0.0	9:28	0.0	0.0	-
9:29	0.0	0.0	9:29	0.0	0.0	-
9:30	0.0	0.0	9:30	0.0	0.0	-

Grand Union Bowling Alley Site
BCP #360222
150 Westchester Avenue, Port Chester
February 26, 2025

PID DATA						
Upwind			Downwind			
Time	Concentration (ppm)	15-Min Avg Concentration (ppm)	Time	Concentration (ppm)	15-Min Avg Concentration (ppm)	Exceeds VOC Alarm Limit
9:31	0.0	0.0	9:31	0.0	0.0	-
9:32	0.0	0.0	9:32	0.0	0.0	-
9:33	0.0	0.0	9:33	0.0	0.0	-
9:34	0.0	0.0	9:34	0.0	0.0	-
9:35	0.0	0.0	9:35	0.0	0.0	-
9:36	0.0	0.0	9:36	0.0	0.0	-
9:37	0.0	0.0	9:37	0.0	0.0	-
9:38	0.0	0.0	9:38	0.0	0.0	-
9:39	0.0	0.0	9:39	0.0	0.0	-
9:40	0.0	0.0	9:40	0.0	0.0	-
9:41	0.0	0.0	9:41	0.0	0.0	-
9:42	0.0	0.0	9:42	0.0	0.0	-
9:43	0.0	0.0	9:43	0.0	0.0	-
9:44	0.0	0.0	9:44	0.0	0.0	-
9:45	0.0	0.0	9:45	0.0	0.0	-
9:46	0.0	0.0	9:46	0.0	0.0	-
9:47	0.0	0.0	9:47	0.0	0.0	-
9:48	0.0	0.0	9:48	0.0	0.0	-
9:49	0.0	0.0	9:49	0.0	0.0	-
9:50	0.0	0.0	9:50	0.0	0.0	-
9:51	0.0	0.0	9:51	0.0	0.0	-
9:52	0.0	0.0	9:52	0.0	0.0	-
9:53	0.0	0.0	9:53	0.0	0.0	-
9:54	0.0	0.0	9:54	0.0	0.0	-
9:55	0.0	0.0	9:55	0.0	0.0	-
9:56	0.0	0.0	9:56	0.0	0.0	-
9:57	0.0	0.0	9:57	0.0	0.0	-
9:58	0.0	0.0	9:58	0.0	0.0	-
9:59	0.0	0.0	9:59	0.0	0.0	-
10:00	0.0	0.0	10:00	0.0	0.0	-
10:01	0.0	0.0	10:01	0.0	0.0	-
10:02	0.0	0.0	10:02	0.0	0.0	-
10:03	0.0	0.0	10:03	0.0	0.0	-
10:04	0.0	0.0	10:04	0.0	0.0	-
10:05	0.0	0.0	10:05	0.0	0.0	-
10:06	0.0	0.0	10:06	0.0	0.0	-
10:07	0.0	0.0	10:07	0.0	0.0	-
10:08	0.0	0.0	10:08	0.0	0.0	-
10:09	0.0	0.0	10:09	0.0	0.0	-
10:10	0.0	0.0	10:10	0.0	0.0	-
10:11	0.0	0.0	10:11	0.0	0.0	-
10:12	0.0	0.0	10:12	0.0	0.0	-
10:13	0.0	0.0	10:13	0.0	0.0	-
10:14	0.0	0.0	10:14	0.0	0.0	-
10:15	0.0	0.0	10:15	0.0	0.0	-
10:16	0.0	0.0	10:16	0.0	0.0	-
10:17	0.0	0.0	10:17	0.0	0.0	-
10:18	0.0	0.0	10:18	0.0	0.0	-

Grand Union Bowling Alley Site
BCP #360222
150 Westchester Avenue, Port Chester
February 26, 2025

PID DATA						
Upwind			Downwind			
Time	Concentration (ppm)	15-Min Avg Concentration (ppm)	Time	Concentration (ppm)	15-Min Avg Concentration (ppm)	Exceeds VOC Alarm Limit
10:19	0.0	0.0	10:19	0.0	0.0	-
10:20	0.0	0.0	10:20	0.0	0.0	-
10:21	0.0	0.0	10:21	0.0	0.0	-
10:22	0.0	0.0	10:22	0.0	0.0	-
10:23	0.0	0.0	10:23	0.0	0.0	-
10:24	0.0	0.0	10:24	0.0	0.0	-
10:25	0.0	0.0	10:25	0.0	0.0	-
10:26	0.0	0.0	10:26	0.0	0.0	-
10:27	0.0	0.0	10:27	0.0	0.0	-
10:28	0.0	0.0	10:28	0.0	0.0	-
10:29	0.0	0.0	10:29	0.0	0.0	-
10:30	0.0	0.0	10:30	0.0	0.0	-
10:31	0.0	0.0	10:31	0.0	0.0	-
10:32	0.0	0.0	10:32	0.0	0.0	-
10:33	0.0	0.0	10:33	0.0	0.0	-
10:34	0.0	0.0	10:34	0.0	0.0	-
10:35	0.0	0.0	10:35	0.0	0.0	-
10:36	0.0	0.0	10:36	0.0	0.0	-
10:37	0.0	0.0	10:37	0.0	0.0	-
10:38	0.0	0.0	10:38	0.0	0.0	-
10:39	0.0	0.0	10:39	0.0	0.0	-
10:40	0.0	0.0	10:40	0.0	0.0	-
10:41	0.0	0.0	10:41	0.0	0.0	-
10:42	0.0	0.0	10:42	0.0	0.0	-
10:43	0.0	0.0	10:43	0.0	0.0	-
10:44	0.0	0.0	10:44	0.0	0.0	-
10:45	0.0	0.0	10:45	0.0	0.0	-
10:46	0.0	0.0	10:46	0.0	0.0	-
10:47	0.0	0.0	10:47	0.0	0.0	-
10:48	0.0	0.0	10:48	0.0	0.0	-
10:49	0.0	0.0	10:49	0.0	0.0	-
10:50	0.0	0.0	10:50	0.0	0.0	-
10:51	0.0	0.0	10:51	0.0	0.0	-
10:52	0.0	0.0	10:52	0.0	0.0	-
10:53	0.0	0.0	10:53	0.0	0.0	-
10:54	0.0	0.0	10:54	0.0	0.0	-
10:55	0.0	0.0	10:55	0.0	0.0	-
10:56	0.0	0.0	10:56	0.0	0.0	-
10:57	0.0	0.0	10:57	0.0	0.0	-
10:58	0.0	0.0	10:58	0.0	0.0	-
10:59	0.0	0.0	10:59	0.0	0.0	-
11:00	0.0	0.0	11:00	0.0	0.0	-
11:01	0.0	0.0	11:01	0.0	0.0	-
11:02	0.0	0.0	11:02	0.0	0.0	-
11:03	0.0	0.0	11:03	0.0	0.0	-
11:04	0.0	0.0	11:04	0.0	0.0	-
11:05	0.0	0.0	11:05	0.0	0.0	-
11:06	0.0	0.0	11:06	0.0	0.0	-

Grand Union Bowling Alley Site
BCP #360222
150 Westchester Avenue, Port Chester
February 26, 2025

PID DATA						
Upwind			Downwind			
Time	Concentration (ppm)	15-Min Avg Concentration (ppm)	Time	Concentration (ppm)	15-Min Avg Concentration (ppm)	Exceeds VOC Alarm Limit
11:07	0.0	0.0	11:07	0.0	0.0	-
11:08	0.0	0.0	11:08	0.0	0.0	-
11:09	0.0	0.0	11:09	0.0	0.0	-
11:10	0.0	0.0	11:10	0.0	0.0	-
11:11	0.0	0.0	11:11	0.0	0.0	-
11:12	0.0	0.0	11:12	0.0	0.0	-
11:13	0.0	0.0	11:13	0.0	0.0	-
11:14	0.0	0.0	11:14	0.0	0.0	-
11:15	0.0	0.0	11:15	0.0	0.0	-
11:16	0.0	0.0	11:16	0.0	0.0	-
11:17	0.0	0.0	11:17	0.0	0.0	-
11:18	0.0	0.0	11:18	0.0	0.0	-
11:19	0.0	0.0	11:19	0.0	0.0	-
11:20	0.0	0.0	11:20	0.0	0.0	-
11:21	0.0	0.0	11:21	0.0	0.0	-
11:22	0.0	0.0	11:22	0.0	0.0	-
11:23	0.0	0.0	11:23	0.0	0.0	-
11:24	0.0	0.0	11:24	0.0	0.0	-
11:25	0.0	0.0	11:25	0.0	0.0	-
11:26	0.0	0.0	11:26	0.0	0.0	-
11:27	0.0	0.0	11:27	0.0	0.0	-
11:28	0.0	0.0	11:28	0.0	0.0	-
11:29	0.0	0.0	11:29	0.0	0.0	-
11:30	0.0	0.0	11:30	0.0	0.0	-
11:31	0.0	0.0	11:31	0.0	0.0	-
11:32	0.0	0.0	11:32	0.0	0.0	-
11:33	0.0	0.0	11:33	0.0	0.0	-
11:34	0.0	0.0	11:34	0.0	0.0	-
11:35	0.0	0.0	11:35	0.0	0.0	-
11:36	0.0	0.0	11:36	0.0	0.0	-
11:37	0.0	0.0	11:37	0.0	0.0	-
11:38	0.0	0.0	11:38	0.0	0.0	-
11:39	0.0	0.0	11:39	0.0	0.0	-
11:40	0.0	0.0	11:40	0.0	0.0	-
11:41	0.0	0.0	11:41	0.0	0.0	-
11:42	0.0	0.0	11:42	0.0	0.0	-
11:43	0.0	0.0	11:43	0.0	0.0	-
11:44	0.0	0.0	11:44	0.0	0.0	-
11:45	0.0	0.0	11:45	0.0	0.0	-
11:46	0.0	0.0	11:46	0.0	0.0	-
11:47	0.0	0.0	11:47	0.0	0.0	-
11:48	0.0	0.0	11:48	0.0	0.0	-
11:49	0.0	0.0	11:49	0.0	0.0	-
11:50	0.0	0.0	11:50	0.0	0.0	-
11:51	0.0	0.0	11:51	0.0	0.0	-
11:52	0.0	0.0	11:52	0.0	0.0	-
11:53	0.0	0.0	11:53	0.0	0.0	-
11:54	0.0	0.0	11:54	0.0	0.0	-

Grand Union Bowling Alley Site
BCP #360222
150 Westchester Avenue, Port Chester
February 26, 2025

PID DATA						
Upwind			Downwind			
Time	Concentration (ppm)	15-Min Avg Concentration (ppm)	Time	Concentration (ppm)	15-Min Avg Concentration (ppm)	Exceeds VOC Alarm Limit
11:55	0.0	0.0	11:55	0.0	0.0	-
11:56	0.0	0.0	11:56	0.0	0.0	-
11:57	0.0	0.0	11:57	0.0	0.0	-
11:58	0.0	0.0	11:58	0.0	0.0	-
11:59	0.0	0.0	11:59	0.0	0.0	-
12:00	0.0	0.0	12:00	0.0	0.0	-
12:01	0.0	0.0	12:01	0.0	0.0	-
12:02	0.0	0.0	12:02	0.0	0.0	-
12:03	0.0	0.0	12:03	0.0	0.0	-
12:04	0.0	0.0	12:04	0.0	0.0	-
12:05	0.0	0.0	12:05	0.0	0.0	-
12:06	0.0	0.0	12:06	0.0	0.0	-
12:07	0.0	0.0	12:07	0.0	0.0	-
12:08	0.0	0.0	12:08	0.0	0.0	-
12:09	0.0	0.0	12:09	0.0	0.0	-
12:10	0.0	0.0	12:10	0.0	0.0	-
12:11	0.0	0.0	12:11	0.0	0.0	-
12:12	0.0	0.0	12:12	0.0	0.0	-
12:13	0.0	0.0	12:13	0.0	0.0	-
12:14	0.0	0.0	12:14	0.0	0.0	-
12:15	0.0	0.0	12:15	0.0	0.0	-
12:16	0.0	0.0	12:16	0.0	0.0	-
12:17	0.0	0.0	12:17	0.0	0.0	-
12:18	0.0	0.0	12:18	0.0	0.0	-
12:19	0.0	0.0	12:19	0.0	0.0	-
12:20	0.0	0.0	12:20	0.0	0.0	-
12:21	0.0	0.0	12:21	0.0	0.0	-
12:22	0.0	0.0	12:22	0.0	0.0	-
12:23	0.0	0.0	12:23	0.0	0.0	-
12:24	0.0	0.0	12:24	0.0	0.0	-
12:25	0.0	0.0	12:25	0.0	0.0	-
12:26	0.0	0.0	12:26	0.0	0.0	-
12:27	0.0	0.0	12:27	0.0	0.0	-
12:28	0.0	0.0	12:28	0.0	0.0	-
12:29	0.0	0.0	12:29	0.0	0.0	-
12:30	0.0	0.0	12:30	0.0	0.0	-
12:31	0.0	0.0	12:31	0.0	0.0	-
12:32	0.0	0.0	12:32	0.0	0.0	-
12:33	0.0	0.0	12:33	0.0	0.0	-
12:34	0.0	0.0	12:34	0.0	0.0	-
12:35	0.0	0.0	12:35	0.0	0.0	-
12:36	0.0	0.0	12:36	0.0	0.0	-
12:37	0.0	0.0	12:37	0.0	0.0	-
12:38	0.0	0.0	12:38	0.0	0.0	-
12:39	0.0	0.0	12:39	0.0	0.0	-
12:40	0.0	0.0	12:40	0.0	0.0	-
12:41	0.0	0.0	12:41	0.0	0.0	-
12:42	0.0	0.0	12:42	0.0	0.0	-

Grand Union Bowling Alley Site
BCP #360222
150 Westchester Avenue, Port Chester
February 26, 2025

PID DATA						
Upwind			Downwind			
Time	Concentration (ppm)	15-Min Avg Concentration (ppm)	Time	Concentration (ppm)	15-Min Avg Concentration (ppm)	Exceeds VOC Alarm Limit
12:43	0.0	0.0	12:43	0.0	0.0	-
12:44	0.0	0.0	12:44	0.0	0.0	-
12:45	0.0	0.0	12:45	0.0	0.0	-
12:46	0.0	0.0	12:46	0.0	0.0	-
12:47	0.0	0.0	12:47	0.0	0.0	-
12:48	0.0	0.0	12:48	0.0	0.0	-
12:49	0.0	0.0	12:49	0.0	0.0	-
12:50	0.0	0.0	12:50	0.0	0.0	-
12:51	0.0	0.0	12:51	0.0	0.0	-
12:52	0.0	0.0	12:52	0.0	0.0	-
12:53	0.0	0.0	12:53	0.0	0.0	-
12:54	0.0	0.0	12:54	0.0	0.0	-
12:55	0.0	0.0	12:55	0.0	0.0	-
12:56	0.0	0.0	12:56	0.0	0.0	-
12:57	0.0	0.0	12:57	0.0	0.0	-
12:58	0.0	0.0	12:58	0.0	0.0	-
12:59	0.0	0.0	12:59	0.0	0.0	-
13:00	0.0	0.0	13:00	0.0	0.0	-
13:01	0.0	0.0	13:01	0.0	0.0	-
13:02	0.0	0.0	13:02	0.0	0.0	-
13:03	0.0	0.0	13:03	0.0	0.0	-
13:04	0.0	0.0	13:04	0.0	0.0	-
13:05	0.0	0.0	13:05	0.0	0.0	-
13:06	0.0	0.0	13:06	0.0	0.0	-
13:07	0.0	0.0	13:07	0.0	0.0	-
13:08	0.0	0.0	13:08	0.0	0.0	-
13:09	0.0	0.0	13:09	0.0	0.0	-
13:10	0.0	0.0	13:10	0.0	0.0	-
13:11	0.0	0.0	13:11	0.0	0.0	-
13:12	0.0	0.0	13:12	0.0	0.0	-
13:13	0.0	0.0	13:13	0.0	0.0	-
13:14	0.0	0.0	13:14	0.0	0.0	-
13:15	0.0	0.0	13:15	0.0	0.0	-
13:16	0.0	0.0	13:16	0.0	0.0	-
13:17	0.0	0.0	13:17	0.0	0.0	-
13:18	0.0	0.0	13:18	0.0	0.0	-
13:19	0.0	0.0	13:19	0.0	0.0	-
13:20	0.0	0.0	13:20	0.0	0.0	-
13:21	0.0	0.0	13:21	0.0	0.0	-
13:22	0.0	0.0	13:22	0.0	0.0	-
13:23	0.0	0.0	13:23	0.0	0.0	-
13:24	0.0	0.0	13:24	0.0	0.0	-
13:25	0.0	0.0	13:25	0.0	0.0	-
13:26	0.0	0.0	13:26	0.0	0.0	-
13:27	0.0	0.0	13:27	0.0	0.0	-
13:28	0.0	0.0	13:28	0.0	0.0	-
13:29	0.0	0.0	13:29	0.0	0.0	-
13:30	0.0	0.0	13:30	0.0	0.0	-

Grand Union Bowling Alley Site
BCP #360222
150 Westchester Avenue, Port Chester
February 26, 2025

PID DATA						
Upwind			Downwind			
Time	Concentration (ppm)	15-Min Avg Concentration (ppm)	Time	Concentration (ppm)	15-Min Avg Concentration (ppm)	Exceeds VOC Alarm Limit
13:31	0.0	0.0	13:31	0.0	0.0	-
13:32	0.0	0.0	13:32	0.0	0.0	-
13:33	0.0	0.0	13:33	0.0	0.0	-
13:34	0.0	0.0	13:34	0.0	0.0	-
13:35	0.0	0.0	13:35	0.0	0.0	-
13:36	0.0	0.0	13:36	0.0	0.0	-
13:37	0.0	0.0	13:37	0.0	0.0	-
13:38	0.0	0.0	13:38	0.0	0.0	-
13:39	0.0	0.0	13:39	0.0	0.0	-
13:40	0.0	0.0	13:40	0.0	0.0	-
13:41	0.0	0.0	13:41	0.0	0.0	-
13:42	0.0	0.0	13:42	0.0	0.0	-
13:43	0.0	0.0	13:43	0.0	0.0	-
13:44	0.0	0.0	13:44	0.0	0.0	-
13:45	0.0	0.0	13:45	0.0	0.0	-
13:46	0.0	0.0	13:46	0.0	0.0	-
13:47	0.0	0.0	13:47	0.0	0.0	-
13:48	0.0	0.0	13:48	0.0	0.0	-
13:49	0.0	0.0	13:49	0.0	0.0	-
13:50	0.0	0.0	13:50	0.0	0.0	-
13:51	0.0	0.0	13:51	0.0	0.0	-
13:52	0.0	0.0	13:52	0.0	0.0	-
13:53	0.0	0.0	13:53	0.0	0.0	-
13:54	0.0	0.0	13:54	0.0	0.0	-
13:55	0.0	0.0	13:55	0.0	0.0	-
13:56	0.0	0.0	13:56	0.0	0.0	-
13:57	0.0	0.0	13:57	0.0	0.0	-
13:58	0.0	0.0	13:58	0.0	0.0	-
13:59	0.0	0.0	13:59	0.0	0.0	-
14:00	0.0	0.0	14:00	0.0	0.0	-
14:01	0.0	0.0	14:01	0.0	0.0	-
14:02	0.0	0.0	14:02	0.0	0.0	-
14:03	0.0	0.0	14:03	0.0	0.0	-
14:04	0.0	0.0	14:04	0.0	0.0	-
14:05	0.0	0.0	14:05	0.0	0.0	-
14:06	0.0	0.0	14:06	0.0	0.0	-
14:07	0.0	0.0	14:07	0.0	0.0	-
14:08	0.0	0.0	14:08	0.0	0.0	-
14:09	0.0	0.0	14:09	0.0	0.0	-
14:10	0.0	0.0	14:10	0.0	0.0	-
14:11	0.0	0.0	14:11	0.0	0.0	-
14:12	0.0	0.0	14:12	0.0	0.0	-
14:13	0.0	0.0	14:13	0.0	0.0	-
14:14	0.0	0.0	14:14	0.0	0.0	-
14:15	0.0	0.0	14:15	0.0	0.0	-
14:16	0.0	0.0	14:16	0.0	0.0	-
14:17	0.0	0.0	14:17	0.0	0.0	-
14:18	0.0	0.0	14:18	0.0	0.0	-

Grand Union Bowling Alley Site
BCP #360222
150 Westchester Avenue, Port Chester
February 26, 2025

PID DATA						
Upwind			Downwind			
Time	Concentration (ppm)	15-Min Avg Concentration (ppm)	Time	Concentration (ppm)	15-Min Avg Concentration (ppm)	Exceeds VOC Alarm Limit
14:19	0.0	0.0	14:19	0.0	0.0	-
14:20	0.0	0.0	14:20	0.0	0.0	-
14:21	0.0	0.0	14:21	0.0	0.0	-
14:22	0.0	0.0	14:22	0.0	0.0	-
14:23	0.0	0.0	14:23	0.0	0.0	-
14:24	0.0	0.0	14:24	0.0	0.0	-
14:25	0.0	0.0	14:25	0.0	0.0	-
14:26	0.0	0.0	14:26	0.0	0.0	-
14:27	0.0	0.0	14:27	0.0	0.0	-
14:28	0.0	0.0	14:28	0.0	0.0	-
14:29	0.0	0.0	14:29	0.0	0.0	-
14:30	0.0	0.0	14:30	0.0	0.0	-
14:31	0.0	0.0	14:31	0.0	0.0	-
14:32	0.0	0.0	14:32	0.0	0.0	-
14:33	0.0	0.0	14:33	0.0	0.0	-
14:34	0.0	0.0	14:34	0.0	0.0	-
14:35	0.0	0.0	14:35	0.0	0.0	-
14:36	0.0	0.0	14:36	0.0	0.0	-
14:37	0.0	0.0	14:37	0.0	0.0	-
14:38	0.0	0.0	14:38	0.0	0.0	-
14:39	0.0	0.0	14:39	0.0	0.0	-
14:40	0.0	0.0	14:40	0.0	0.0	-
14:41	0.0	0.0	14:41	0.0	0.0	-
14:42	0.0	0.0	14:42	0.0	0.0	-
14:43	0.0	0.0	14:43	0.0	0.0	-
14:44	0.0	0.0	14:44	0.0	0.0	-
14:45	0.0	0.0	14:45	0.0	0.0	-
14:46	0.0	0.0	14:46	0.0	0.0	-
14:47	0.0	0.0	14:47	0.0	0.0	-
14:48	0.0	0.0	14:48	0.0	0.0	-
14:49	0.0	0.0	14:49	0.0	0.0	-
14:50	0.0	0.0	14:50	0.0	0.0	-
14:51	0.0	0.0	14:51	0.0	0.0	-
14:52	0.0	0.0	14:52	0.0	0.0	-
14:53	0.0	0.0	14:53	0.0	0.0	-
14:54	0.0	0.0	14:54	0.0	0.0	-
14:55	0.0	0.0	14:55	0.0	0.0	-
14:56	0.0	0.0	14:56	0.0	0.0	-
14:57	0.0	0.0	14:57	0.0	0.0	-
14:58	0.0	0.0	14:58	0.0	0.0	-
14:59	0.0	0.0	14:59	0.0	0.0	-
15:00	0.0	0.0	15:00	0.0	0.0	-

SESI CONSULTING ENGINEERS

959 US-46 Floor 3, Suite 300 - Parsippany-Troy Hills, NJ

DAILY AIR MONITORING REPORT
150 Westchester Avenue
Port Chester, New York

02/27/2025

Rev. No. 0 | Page 1 of 2

Project Number: 11895A

Dust Action Level: 150 µg/m^3

VOC Action Level: 5 ppm

Weather Data Range for Work Day		Wind Direction	SSW	Relative Humidity (%)	76.0 - 86.0	Daily Rain Total (in)	0.12	Readings in the summary table and graphs below are the reported downwind concentrations.
Temperature (°F)	41.0 - 52.0	Wind Speed (MPH)	1.7 - 4.2	Barometer (inHg)	29.70 - 29.90	Avg. Dew Point Temp (°F)	41.2	

Station Location	Daily Avg. Dust Concentration (µg/m^3)	Max 15-Min Dust Concentration (µg/m^3)	Time of Max Dust Reading	Daily Avg. VOC Concentration (ppm)	Max 15-Min VOC Concentration (ppm)	Time of Max VOC Reading
Upwind	58.2	59.9	11:02	0.0	0.0	8:18
Downwind	39.4	105.2	8:50	0.0	0.0	8:18

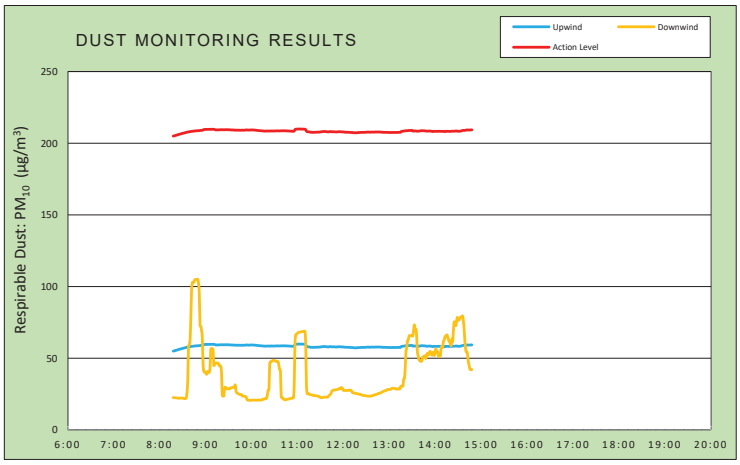

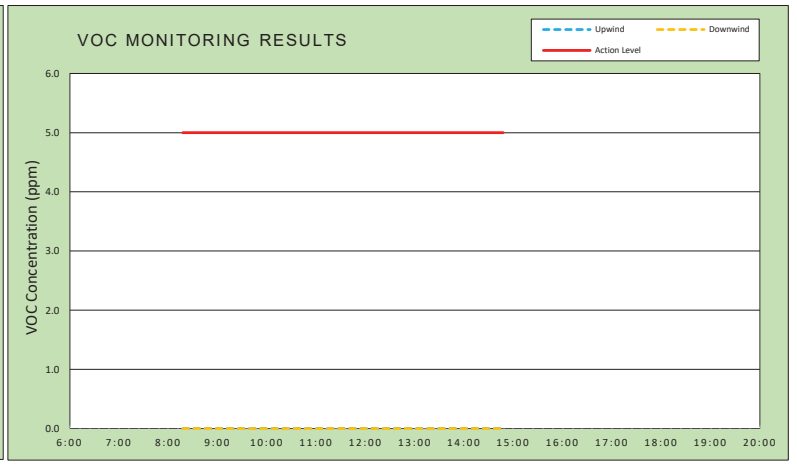

Air Monitoring Notes:

Weather Notes:

EMILCOTT
A Triumvirate Environmental Company

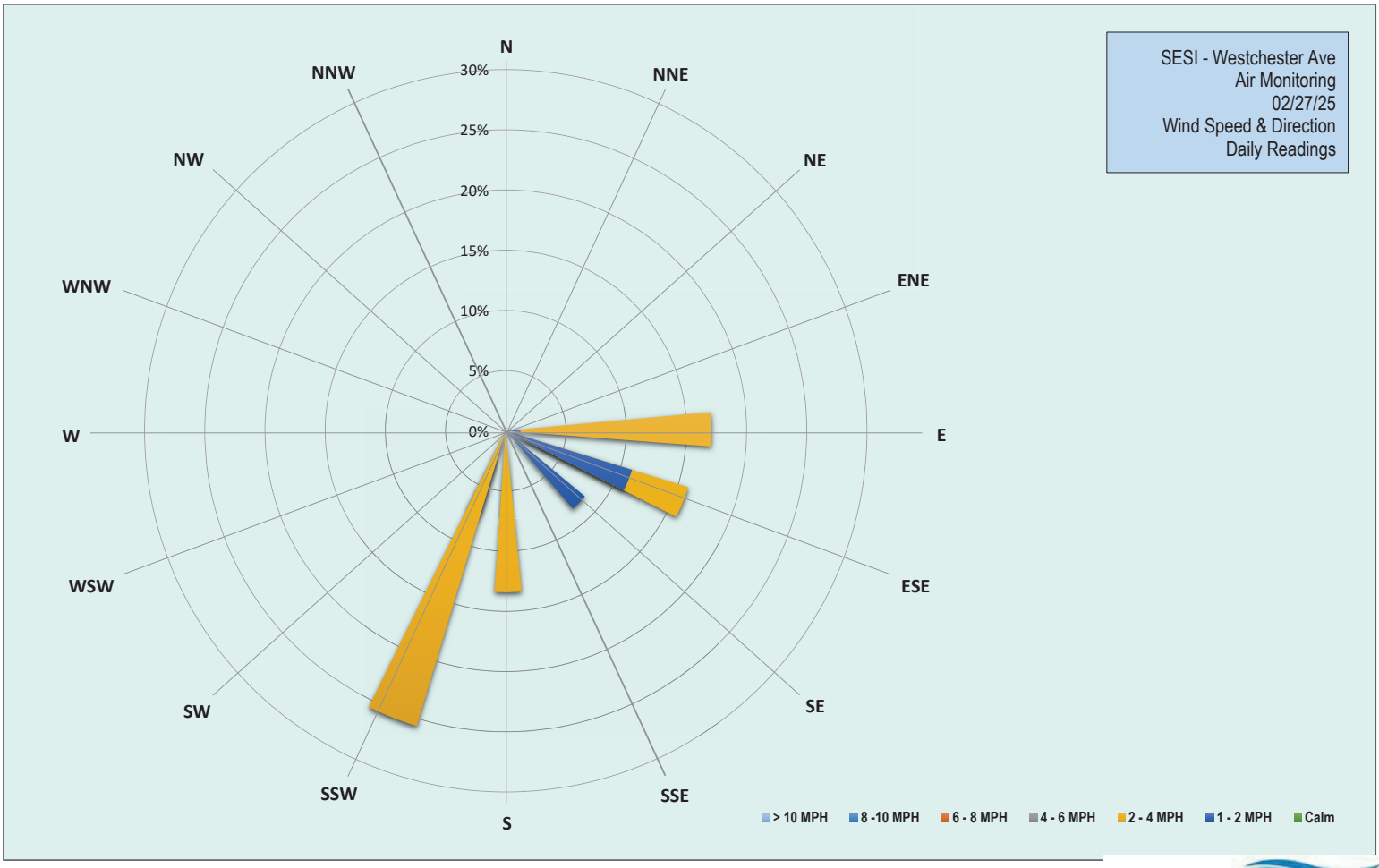

EMILCOTT
A Triumvirate Environmental Company

Grand Union Bowling Alley Site
BCP #360222
150 Westchester Avenue, Port Chester
February 27, 2025

Thursday, February 27, 2025						
Number of Instances Where Downwind Particulates Exceeds Upwind Particulate + 150 =						0
Number of Comparable Data Points =						391
Start Time:						8:03
End Time:						14:48
PARTICULATE DATA						
Upwind			Downwind			Exceeds Particulate Alarm Limit
Time	Concentration (ug/m^3)	15-Min Avg Concentration (ug/m^3)	Time	Concentration (ug/m^3)	15-Min Avg Concentration (ug/m^3)	
8:03	22.8	-	8:03	22.8	-	-
8:04	54.8	-	8:04	23.3	-	-
8:05	54.3	-	8:05	22.5	-	-
8:06	54.0	-	8:06	22.0	-	-
8:07	54.3	-	8:07	23.3	-	-
8:08	54.8	-	8:08	24.0	-	-
8:09	54.3	-	8:09	22.3	-	-
8:10	54.3	-	8:10	21.8	-	-
8:11	55.3	-	8:11	22.5	-	-
8:12	54.5	-	8:12	22.3	-	-
8:13	55.8	-	8:13	21.3	-	-
8:14	55.8	-	8:14	22.0	-	-
8:15	55.5	-	8:15	23.5	-	-
8:16	56.0	-	8:16	23.0	-	-
8:17	55.8	-	8:17	22.5	-	-
8:18	56.0	55.0	8:18	23.3	22.6	-
8:19	56.8	55.1	8:19	21.5	22.5	-
8:20	56.3	55.3	8:20	22.3	22.5	-
8:21	56.5	55.4	8:21	22.3	22.5	-
8:22	56.8	55.6	8:22	21.5	22.4	-
8:23	57.0	55.8	8:23	21.5	22.2	-
8:24	57.0	55.9	8:24	21.8	22.2	-
8:25	57.0	56.1	8:25	21.8	22.2	-
8:26	57.0	56.2	8:26	21.5	22.1	-
8:27	57.3	56.4	8:27	24.3	22.3	-
8:28	57.8	56.6	8:28	22.0	22.3	-
8:29	58.0	56.7	8:29	21.8	22.3	-
8:30	58.0	56.9	8:30	22.0	22.2	-
8:31	58.0	57.0	8:31	20.8	22.0	-
8:32	58.0	57.2	8:32	21.0	21.9	-
8:33	58.0	57.3	8:33	21.8	21.8	-
8:34	58.8	57.4	8:34	22.3	21.9	-
8:35	58.5	57.6	8:35	29.5	22.4	-
8:36	59.0	57.7	8:36	80.5	26.3	-
8:37	58.0	57.8	8:37	163.5	35.7	-
8:38	58.5	57.9	8:38	367.0	58.8	-
8:39	58.8	58.0	8:39	30.3	59.3	-
8:40	58.0	58.1	8:40	76.0	62.9	-
8:41	58.8	58.2	8:41	263.3	79.1	-
8:42	58.0	58.3	8:42	317.8	98.6	-
8:43	59.0	58.4	8:43	86.0	102.9	-

Grand Union Bowling Alley Site
BCP #360222
150 Westchester Avenue, Port Chester
February 27, 2025

PARTICULATE DATA						
Upwind			Downwind			Exceeds Particulate Alarm Limit
Time	Concentration (ug/m^3)	15-Min Avg Concentration (ug/m^3)	Time	Concentration (ug/m^3)	15-Min Avg Concentration (ug/m^3)	
8:44	59.0	58.4	8:44	23.5	103.0	-
8:45	59.0	58.5	8:45	23.5	103.1	-
8:46	59.0	58.6	8:46	44.8	104.7	-
8:47	59.0	58.6	8:47	23.5	104.9	-
8:48	59.0	58.7	8:48	24.0	105.0	-
8:49	59.0	58.7	8:49	20.8	104.9	-
8:50	59.0	58.7	8:50	33.8	105.2	-
8:51	59.3	58.8	8:51	37.3	102.3	-
8:52	59.0	58.8	8:52	61.0	95.5	-
8:53	59.8	58.9	8:53	26.8	72.8	-
8:54	59.5	59.0	8:54	22.3	72.3	-
8:55	59.3	59.0	8:55	32.5	69.4	-
8:56	58.8	59.0	8:56	188.5	64.4	-
8:57	61.5	59.3	8:57	25.0	44.9	-
8:58	63.3	59.6	8:58	23.8	40.7	-
8:59	60.0	59.6	8:59	21.0	40.6	-
9:00	59.3	59.6	9:00	21.5	40.4	-
9:01	59.3	59.7	9:01	23.0	39.0	-
9:02	59.5	59.7	9:02	24.0	39.0	-
9:03	59.0	59.7	9:03	49.8	40.7	-
9:04	59.3	59.7	9:04	21.5	40.8	-
9:05	59.0	59.7	9:05	24.8	40.2	-
9:06	59.0	59.7	9:06	77.8	42.9	-
9:07	59.3	59.7	9:07	264.8	56.5	-
9:08	60.3	59.7	9:08	32.3	56.8	-
9:09	59.5	59.7	9:09	21.3	56.8	-
9:10	59.0	59.7	9:10	21.3	56.0	-
9:11	59.0	59.7	9:11	21.3	44.9	-
9:12	59.8	59.6	9:12	36.8	45.6	-
9:13	59.5	59.4	9:13	36.8	46.5	-
9:14	59.0	59.3	9:14	24.8	46.8	-
9:15	59.5	59.3	9:15	21.0	46.7	-
9:16	59.5	59.3	9:16	21.3	46.6	-
9:17	59.3	59.3	9:17	22.3	46.5	-
9:18	59.8	59.4	9:18	24.3	44.8	-
9:19	59.5	59.4	9:19	21.8	44.8	-
9:20	59.5	59.4	9:20	19.8	44.5	-
9:21	59.5	59.5	9:21	20.0	40.6	-
9:22	59.3	59.5	9:22	20.8	24.4	-
9:23	59.5	59.4	9:23	20.3	23.6	-
9:24	59.5	59.4	9:24	21.8	23.6	-
9:25	59.0	59.4	9:25	99.3	28.8	-
9:26	59.8	59.5	9:26	37.5	29.9	-
9:27	59.8	59.5	9:27	29.3	29.4	-
9:28	59.3	59.4	9:28	26.0	28.7	-
9:29	59.0	59.4	9:29	25.0	28.7	-
9:30	59.3	59.4	9:30	22.3	28.8	-
9:31	59.3	59.4	9:31	20.5	28.7	-

Grand Union Bowling Alley Site
BCP #360222
150 Westchester Avenue, Port Chester
February 27, 2025

PARTICULATE DATA						
Upwind			Downwind			Exceeds Particulate Alarm Limit
Time	Concentration (ug/m^3)	15-Min Avg Concentration (ug/m^3)	Time	Concentration (ug/m^3)	15-Min Avg Concentration (ug/m^3)	
9:32	58.8	59.4	9:32	21.3	28.6	-
9:33	59.0	59.3	9:33	36.3	29.4	-
9:34	59.0	59.3	9:34	21.3	29.4	-
9:35	59.5	59.3	9:35	21.8	29.5	-
9:36	59.3	59.3	9:36	22.8	29.7	-
9:37	58.3	59.2	9:37	23.0	29.9	-
9:38	58.8	59.2	9:38	22.8	30.0	-
9:39	59.3	59.1	9:39	42.0	31.4	-
9:40	59.0	59.1	9:40	33.5	27.0	-
9:41	59.5	59.1	9:41	22.0	26.0	-
9:42	59.8	59.1	9:42	22.3	25.5	-
9:43	59.0	59.1	9:43	22.5	25.3	-
9:44	59.0	59.1	9:44	19.8	24.9	-
9:45	59.0	59.1	9:45	20.0	24.8	-
9:46	59.0	59.1	9:46	20.3	24.8	-
9:47	59.0	59.1	9:47	20.0	24.7	-
9:48	59.5	59.1	9:48	22.3	23.7	-
9:49	59.0	59.1	9:49	20.0	23.7	-
9:50	59.0	59.1	9:50	19.8	23.5	-
9:51	59.5	59.1	9:51	22.3	23.5	-
9:52	59.3	59.2	9:52	20.3	23.3	-
9:53	60.3	59.3	9:53	20.0	23.1	-
9:54	59.0	59.3	9:54	20.5	21.7	-
9:55	59.0	59.3	9:55	20.5	20.8	-
9:56	59.0	59.2	9:56	21.5	20.8	-
9:57	59.0	59.2	9:57	22.0	20.8	-
9:58	60.0	59.2	9:58	21.3	20.7	-
9:59	59.3	59.3	9:59	19.8	20.7	-
10:00	59.0	59.3	10:00	20.3	20.7	-
10:01	59.5	59.3	10:01	21.8	20.8	-
10:02	59.0	59.3	10:02	20.5	20.8	-
10:03	58.5	59.2	10:03	22.0	20.8	-
10:04	58.3	59.2	10:04	20.5	20.9	-
10:05	58.5	59.1	10:05	19.8	20.9	-
10:06	58.8	59.1	10:06	20.3	20.7	-
10:07	58.3	59.0	10:07	21.0	20.8	-
10:08	58.8	58.9	10:08	21.3	20.9	-
10:09	58.5	58.9	10:09	21.0	20.9	-
10:10	58.0	58.8	10:10	20.3	20.9	-
10:11	58.0	58.8	10:11	20.8	20.8	-
10:12	59.3	58.8	10:12	21.0	20.8	-
10:13	58.8	58.7	10:13	24.3	21.0	-
10:14	58.5	58.6	10:14	23.0	21.2	-
10:15	58.5	58.6	10:15	22.8	21.3	-
10:16	58.5	58.5	10:16	21.5	21.3	-
10:17	58.0	58.5	10:17	27.5	21.8	-
10:18	58.8	58.5	10:18	22.3	21.8	-
10:19	58.5	58.5	10:19	21.8	21.9	-

Grand Union Bowling Alley Site
BCP #360222
150 Westchester Avenue, Port Chester
February 27, 2025

PARTICULATE DATA						
Upwind			Downwind			Exceeds Particulate Alarm Limit
Time	Concentration (ug/m^3)	15-Min Avg Concentration (ug/m^3)	Time	Concentration (ug/m^3)	15-Min Avg Concentration (ug/m^3)	
10:20	58.5	58.5	10:20	23.0	22.1	-
10:21	59.0	58.5	10:21	59.8	24.7	-
10:22	59.0	58.6	10:22	66.0	27.7	-
10:23	58.0	58.5	10:23	26.3	28.1	-
10:24	58.0	58.5	10:24	294.8	46.3	-
10:25	58.8	58.5	10:25	38.5	47.5	-
10:26	58.8	58.6	10:26	19.5	47.5	-
10:27	58.8	58.6	10:27	32.3	48.2	-
10:28	58.5	58.5	10:28	29.0	48.5	-
10:29	58.8	58.6	10:29	25.5	48.7	-
10:30	58.5	58.6	10:30	20.0	48.5	-
10:31	58.5	58.6	10:31	19.5	48.4	-
10:32	59.0	58.6	10:32	20.3	47.9	-
10:33	59.0	58.6	10:33	20.8	47.8	-
10:34	58.5	58.6	10:34	21.3	47.8	-
10:35	58.3	58.6	10:35	20.5	47.6	-
10:36	58.8	58.6	10:36	20.0	44.9	-
10:37	59.0	58.6	10:37	22.0	42.0	-
10:38	58.5	58.6	10:38	21.0	41.7	-
10:39	59.0	58.7	10:39	21.3	23.4	-
10:40	58.5	58.7	10:40	21.5	22.3	-
10:41	58.3	58.7	10:41	21.3	22.4	-
10:42	59.5	58.7	10:42	21.0	21.7	-
10:43	58.5	58.7	10:43	22.3	21.2	-
10:44	58.3	58.7	10:44	21.8	21.0	-
10:45	58.3	58.7	10:45	22.5	21.1	-
10:46	58.3	58.6	10:46	21.8	21.3	-
10:47	58.5	58.6	10:47	21.8	21.4	-
10:48	58.3	58.6	10:48	22.3	21.5	-
10:49	58.3	58.5	10:49	23.5	21.6	-
10:50	58.0	58.5	10:50	23.5	21.8	-
10:51	58.0	58.5	10:51	22.0	22.0	-
10:52	58.5	58.4	10:52	22.8	22.0	-
10:53	58.0	58.4	10:53	23.3	22.2	-
10:54	58.3	58.4	10:54	24.0	22.3	-
10:55	58.3	58.3	10:55	22.5	22.4	-
10:56	61.5	58.6	10:56	148.3	30.9	-
10:57	74.0	59.5	10:57	472.8	61.0	-
10:58	62.5	59.8	10:58	104.5	66.5	-
10:59	59.0	59.8	10:59	27.0	66.8	-
11:00	59.0	59.9	11:00	28.8	67.2	-
11:01	58.5	59.9	11:01	31.0	67.9	-
11:02	59.0	59.9	11:02	25.8	68.1	-
11:03	58.3	59.9	11:03	25.0	68.3	-
11:04	57.5	59.9	11:04	24.0	68.3	-
11:05	58.0	59.9	11:05	24.5	68.4	-
11:06	58.0	59.9	11:06	24.8	68.6	-
11:07	58.3	59.9	11:07	25.0	68.7	-

Grand Union Bowling Alley Site
BCP #360222
150 Westchester Avenue, Port Chester
February 27, 2025

PARTICULATE DATA						
Upwind			Downwind			Exceeds Particulate Alarm Limit
Time	Concentration (ug/m^3)	15-Min Avg Concentration (ug/m^3)	Time	Concentration (ug/m^3)	15-Min Avg Concentration (ug/m^3)	
11:08	57.5	59.8	11:08	23.3	68.7	-
11:09	57.8	59.8	11:09	23.8	68.7	-
11:10	58.0	59.8	11:10	25.0	68.9	-
11:11	57.3	59.5	11:11	23.8	60.6	-
11:12	57.3	58.4	11:12	22.8	30.6	-
11:13	57.8	58.1	11:13	23.0	25.2	-
11:14	57.8	58.0	11:14	29.3	25.3	-
11:15	58.3	57.9	11:15	28.3	25.3	-
11:16	57.5	57.9	11:16	24.8	24.9	-
11:17	57.0	57.7	11:17	22.5	24.6	-
11:18	57.0	57.7	11:18	22.8	24.5	-
11:19	57.5	57.7	11:19	23.0	24.4	-
11:20	57.5	57.6	11:20	22.3	24.3	-
11:21	58.3	57.6	11:21	21.8	24.1	-
11:22	57.8	57.6	11:22	23.3	24.0	-
11:23	58.3	57.7	11:23	23.8	24.0	-
11:24	58.5	57.7	11:24	23.3	24.0	-
11:25	57.5	57.7	11:25	22.8	23.8	-
11:26	58.5	57.8	11:26	20.8	23.6	-
11:27	57.5	57.8	11:27	21.8	23.5	-
11:28	57.8	57.8	11:28	23.3	23.6	-
11:29	57.5	57.8	11:29	22.3	23.1	-
11:30	60.3	57.9	11:30	23.0	22.7	-
11:31	58.8	58.0	11:31	21.3	22.5	-
11:32	57.8	58.0	11:32	23.3	22.6	-
11:33	58.3	58.1	11:33	24.3	22.7	-
11:34	59.0	58.2	11:34	23.3	22.7	-
11:35	57.8	58.2	11:35	25.3	22.9	-
11:36	57.8	58.2	11:36	23.3	23.0	-
11:37	57.3	58.2	11:37	23.0	23.0	-
11:38	57.0	58.1	11:38	22.5	22.9	-
11:39	57.3	58.0	11:39	23.5	22.9	-
11:40	57.3	58.0	11:40	25.5	23.1	-
11:41	57.8	57.9	11:41	31.0	23.8	-
11:42	60.0	58.1	11:42	29.0	24.2	-
11:43	58.3	58.1	11:43	30.8	24.7	-
11:44	57.8	58.1	11:44	32.5	25.4	-
11:45	58.0	58.0	11:45	44.8	26.9	-
11:46	58.8	58.0	11:46	30.3	27.5	-
11:47	58.3	58.0	11:47	26.3	27.7	-
11:48	58.3	58.0	11:48	27.5	27.9	-
11:49	57.5	57.9	11:49	24.3	28.0	-
11:50	57.5	57.9	11:50	25.3	28.0	-
11:51	57.8	57.9	11:51	25.3	28.1	-
11:52	57.3	57.9	11:52	24.3	28.2	-
11:53	58.0	58.0	11:53	24.5	28.3	-
11:54	58.3	58.0	11:54	25.8	28.5	-
11:55	57.8	58.1	11:55	33.3	29.0	-

Grand Union Bowling Alley Site
BCP #360222
150 Westchester Avenue, Port Chester
February 27, 2025

PARTICULATE DATA						
Upwind			Downwind			Exceeds Particulate Alarm Limit
Time	Concentration (ug/m^3)	15-Min Avg Concentration (ug/m^3)	Time	Concentration (ug/m^3)	15-Min Avg Concentration (ug/m^3)	
11:56	57.5	58.1	11:56	27.5	28.7	-
11:57	57.8	57.9	11:57	41.0	29.5	-
11:58	58.8	57.9	11:58	29.8	29.5	-
11:59	58.0	58.0	11:59	26.5	29.1	-
12:00	57.3	57.9	12:00	24.5	27.7	-
12:01	57.0	57.8	12:01	27.5	27.5	-
12:02	57.5	57.7	12:02	26.8	27.6	-
12:03	57.8	57.7	12:03	26.8	27.5	-
12:04	57.0	57.7	12:04	26.0	27.6	-
12:05	57.5	57.7	12:05	25.3	27.6	-
12:06	57.5	57.7	12:06	24.0	27.6	-
12:07	57.5	57.7	12:07	25.0	27.6	-
12:08	57.3	57.6	12:08	27.8	27.8	-
12:09	57.0	57.5	12:09	26.5	27.9	-
12:10	57.5	57.5	12:10	26.3	27.4	-
12:11	57.5	57.5	12:11	25.8	27.3	-
12:12	57.5	57.5	12:12	24.0	26.2	-
12:13	57.0	57.4	12:13	25.0	25.8	-
12:14	57.0	57.3	12:14	24.3	25.7	-
12:15	57.0	57.3	12:15	25.8	25.8	-
12:16	57.3	57.3	12:16	24.0	25.5	-
12:17	57.5	57.3	12:17	26.0	25.5	-
12:18	57.3	57.3	12:18	24.5	25.3	-
12:19	59.5	57.5	12:19	23.3	25.2	-
12:20	57.5	57.5	12:20	22.8	25.0	-
12:21	57.8	57.5	12:21	22.3	24.9	-
12:22	58.0	57.5	12:22	26.8	25.0	-
12:23	57.8	57.5	12:23	23.3	24.7	-
12:24	58.0	57.6	12:24	23.0	24.5	-
12:25	57.5	57.6	12:25	22.8	24.2	-
12:26	57.3	57.6	12:26	23.3	24.1	-
12:27	57.5	57.6	12:27	23.5	24.0	-
12:28	57.3	57.6	12:28	23.3	23.9	-
12:29	57.5	57.6	12:29	24.0	23.9	-
12:30	58.3	57.7	12:30	24.8	23.8	-
12:31	57.8	57.8	12:31	22.3	23.7	-
12:32	57.8	57.8	12:32	24.0	23.6	-
12:33	58.0	57.8	12:33	24.8	23.6	-
12:34	57.3	57.7	12:34	23.8	23.6	-
12:35	58.3	57.7	12:35	21.8	23.6	-
12:36	58.5	57.8	12:36	23.5	23.6	-
12:37	58.3	57.8	12:37	27.0	23.7	-
12:38	57.8	57.8	12:38	27.5	23.9	-
12:39	57.5	57.8	12:39	24.8	24.1	-
12:40	57.8	57.8	12:40	27.3	24.4	-
12:41	57.8	57.8	12:41	26.0	24.5	-
12:42	57.5	57.8	12:42	24.8	24.6	-
12:43	57.5	57.8	12:43	25.8	24.8	-

Grand Union Bowling Alley Site
BCP #360222
150 Westchester Avenue, Port Chester
February 27, 2025

PARTICULATE DATA						
Upwind			Downwind			Exceeds Particulate Alarm Limit
Time	Concentration (ug/m^3)	15-Min Avg Concentration (ug/m^3)	Time	Concentration (ug/m^3)	15-Min Avg Concentration (ug/m^3)	
12:44	57.8	57.8	12:44	25.8	24.9	-
12:45	58.3	57.8	12:45	28.0	25.1	-
12:46	58.0	57.9	12:46	28.0	25.5	-
12:47	57.8	57.9	12:47	25.8	25.6	-
12:48	57.3	57.8	12:48	25.5	25.7	-
12:49	57.3	57.8	12:49	26.0	25.8	-
12:50	57.3	57.7	12:50	29.0	26.3	-
12:51	57.0	57.6	12:51	27.5	26.6	-
12:52	58.5	57.7	12:52	29.8	26.8	-
12:53	57.5	57.6	12:53	31.8	27.0	-
12:54	57.0	57.6	12:54	27.8	27.2	-
12:55	58.0	57.6	12:55	31.0	27.5	-
12:56	57.5	57.6	12:56	26.8	27.5	-
12:57	57.0	57.6	12:57	28.5	27.8	-
12:58	57.8	57.6	12:58	32.5	28.2	-
12:59	57.8	57.6	12:59	27.3	28.3	-
13:00	57.3	57.5	13:00	26.8	28.3	-
13:01	57.3	57.5	13:01	28.0	28.3	-
13:02	58.3	57.5	13:02	27.3	28.4	-
13:03	57.5	57.5	13:03	31.8	28.8	-
13:04	57.3	57.5	13:04	31.0	29.1	-
13:05	57.3	57.5	13:05	28.8	29.1	-
13:06	58.3	57.6	13:06	28.0	29.1	-
13:07	57.3	57.5	13:07	27.5	29.0	-
13:08	57.3	57.5	13:08	27.8	28.7	-
13:09	57.8	57.6	13:09	27.5	28.7	-
13:10	57.8	57.5	13:10	27.3	28.4	-
13:11	57.5	57.5	13:11	29.0	28.6	-
13:12	58.0	57.6	13:12	30.5	28.7	-
13:13	57.8	57.6	13:13	29.8	28.5	-
13:14	57.8	57.6	13:14	29.3	28.7	-
13:15	58.5	57.7	13:15	52.0	30.4	-
13:16	66.0	58.3	13:16	30.8	30.5	-
13:17	59.8	58.4	13:17	29.3	30.7	-
13:18	57.5	58.4	13:18	29.8	30.5	-
13:19	59.0	58.5	13:19	105.8	35.5	-
13:20	59.0	58.6	13:20	35.5	36.0	-
13:21	59.0	58.7	13:21	139.5	43.4	-
13:22	58.3	58.7	13:22	196.3	54.7	-
13:23	57.8	58.8	13:23	68.0	57.3	-
13:24	58.0	58.8	13:24	104.3	62.5	-
13:25	58.8	58.8	13:25	31.8	62.8	-
13:26	58.3	58.9	13:26	72.3	65.6	-
13:27	58.0	58.9	13:27	33.8	65.9	-
13:28	58.0	58.9	13:28	29.5	65.8	-
13:29	58.8	59.0	13:29	30.0	65.9	-
13:30	58.8	59.0	13:30	45.8	65.5	-
13:31	58.5	58.5	13:31	33.5	65.7	-

Grand Union Bowling Alley Site
BCP #360222
150 Westchester Avenue, Port Chester
February 27, 2025

PARTICULATE DATA						
Upwind			Downwind			Exceeds Particulate Alarm Limit
Time	Concentration (ug/m^3)	15-Min Avg Concentration (ug/m^3)	Time	Concentration (ug/m^3)	15-Min Avg Concentration (ug/m^3)	
13:32	60.3	58.5	13:32	93.8	70.0	-
13:33	58.3	58.6	13:33	81.3	73.4	-
13:34	58.8	58.6	13:34	45.3	69.4	-
13:35	58.8	58.5	13:35	51.0	70.4	-
13:36	57.5	58.4	13:36	55.8	64.8	-
13:37	58.0	58.4	13:37	33.0	53.9	-
13:38	58.3	58.5	13:38	35.0	51.7	-
13:39	58.3	58.5	13:39	60.8	48.8	-
13:40	60.0	58.6	13:40	28.3	48.6	-
13:41	59.3	58.6	13:41	63.3	48.0	-
13:42	60.5	58.8	13:42	31.0	47.8	-
13:43	57.5	58.8	13:43	41.8	48.6	-
13:44	58.0	58.7	13:44	67.0	51.1	-
13:45	58.8	58.7	13:45	34.3	50.3	-
13:46	58.3	58.7	13:46	51.8	51.5	-
13:47	58.3	58.6	13:47	95.5	51.7	-
13:48	58.0	58.5	13:48	53.3	49.8	-
13:49	57.8	58.5	13:49	79.8	52.1	-
13:50	58.0	58.4	13:50	72.5	53.5	-
13:51	58.3	58.5	13:51	38.8	52.4	-
13:52	58.3	58.5	13:52	37.5	52.7	-
13:53	58.8	58.5	13:53	65.8	54.7	-
13:54	58.0	58.5	13:54	51.3	54.1	-
13:55	58.0	58.4	13:55	31.5	54.3	-
13:56	58.0	58.3	13:56	29.3	52.1	-
13:57	58.3	58.1	13:57	58.0	53.9	-
13:58	60.0	58.3	13:58	38.8	53.7	-
13:59	58.3	58.3	13:59	40.8	51.9	-
14:00	58.8	58.3	14:00	80.3	55.0	-
14:01	58.0	58.3	14:01	75.8	56.6	-
14:02	58.3	58.3	14:02	57.8	54.1	-
14:03	57.8	58.3	14:03	65.5	54.9	-
14:04	59.0	58.4	14:04	43.5	52.5	-
14:05	57.5	58.3	14:05	50.8	51.0	-
14:06	58.3	58.3	14:06	55.3	52.1	-
14:07	58.0	58.3	14:07	33.8	51.9	-
14:08	58.3	58.3	14:08	156.5	57.9	-
14:09	58.3	58.3	14:09	42.8	57.3	-
14:10	58.0	58.3	14:10	48.8	58.5	-
14:11	57.3	58.3	14:11	82.8	62.1	-
14:12	57.8	58.2	14:12	70.8	62.9	-
14:13	58.3	58.1	14:13	73.3	65.2	-
14:14	61.8	58.3	14:14	34.3	64.8	-
14:15	58.5	58.3	14:15	103.5	66.3	-
14:16	58.3	58.3	14:16	67.8	65.8	-
14:17	58.0	58.3	14:17	34.5	64.2	-
14:18	57.5	58.3	14:18	32.8	62.1	-
14:19	58.3	58.3	14:19	33.3	61.4	-

Grand Union Bowling Alley Site
BCP #360222
150 Westchester Avenue, Port Chester
February 27, 2025

PARTICULATE DATA						
Upwind			Downwind			Exceeds Particulate Alarm Limit
Time	Concentration (ug/m^3)	15-Min Avg Concentration (ug/m^3)	Time	Concentration (ug/m^3)	15-Min Avg Concentration (ug/m^3)	
14:20	58.3	58.3	14:20	33.0	60.2	-
14:21	58.3	58.3	14:21	36.0	58.9	-
14:22	59.3	58.4	14:22	102.8	63.5	-
14:23	58.5	58.4	14:23	128.8	61.7	-
14:24	58.3	58.4	14:24	171.5	70.2	-
14:25	58.3	58.4	14:25	126.3	75.4	-
14:26	57.8	58.5	14:26	68.5	74.5	-
14:27	59.0	58.5	14:27	44.5	72.7	-
14:28	58.8	58.6	14:28	114.8	75.5	-
14:29	58.8	58.4	14:29	80.8	78.6	-
14:30	58.8	58.4	14:30	76.5	76.8	-
14:31	58.0	58.4	14:31	64.3	76.5	-
14:32	58.3	58.4	14:32	48.3	77.5	-
14:33	58.8	58.5	14:33	49.5	78.6	-
14:34	59.3	58.5	14:34	37.0	78.8	-
14:35	61.3	58.7	14:35	38.5	79.2	-
14:36	61.3	58.9	14:36	41.8	79.6	-
14:37	60.0	59.0	14:37	43.8	75.6	-
14:38	58.3	59.0	14:38	45.0	70.1	-
14:39	58.5	59.0	14:39	38.0	61.2	-
14:40	60.0	59.1	14:40	47.5	55.9	-
14:41	60.3	59.3	14:41	44.5	54.3	-
14:42	58.5	59.2	14:42	44.3	54.3	-
14:43	59.0	59.3	14:43	36.5	49.1	-
14:44	58.5	59.2	14:44	36.5	46.1	-
14:45	58.5	59.2	14:45	37.3	43.5	-
14:46	58.5	59.3	14:46	42.8	42.1	-
14:47	59.3	59.3	14:47	51.0	42.3	-
14:48	58.8	59.3	14:48	46.8	42.1	-

Grand Union Bowling Alley Site
BCP #360222
150 Westchester Avenue, Port Chester
February 27, 2025

Thursday, February 27, 2025						
Number of Instances Where Downwind VOCs Exceeds Upwind VOCs + 5 =						0
Number of Comparable Data Points =						391
Start Time:						8:03
End Time:						14:48
PID DATA						
Upwind			Downwind			Exceeds VOC Alarm Limit
Time	Concentration (ppm)	15-Min Avg Concentration (ppm)	Time	Concentration (ppm)	15-Min Avg Concentration (ppm)	
8:03	0.0	-	8:03	0.0	-	-
8:04	0.0	-	8:04	0.0	-	-
8:05	0.0	-	8:05	0.0	-	-
8:06	0.0	-	8:06	0.0	-	-
8:07	0.0	-	8:07	0.0	-	-
8:08	0.0	-	8:08	0.0	-	-
8:09	0.0	-	8:09	0.0	-	-
8:10	0.0	-	8:10	0.0	-	-
8:11	0.0	-	8:11	0.0	-	-
8:12	0.0	-	8:12	0.0	-	-
8:13	0.0	-	8:13	0.0	-	-
8:14	0.0	-	8:14	0.0	-	-
8:15	0.0	-	8:15	0.0	-	-
8:16	0.0	-	8:16	0.0	-	-
8:17	0.0	-	8:17	0.0	-	-
8:18	0.0	0.0	8:18	0.0	0.0	-
8:19	0.0	0.0	8:19	0.0	0.0	-
8:20	0.0	0.0	8:20	0.0	0.0	-
8:21	0.0	0.0	8:21	0.0	0.0	-
8:22	0.0	0.0	8:22	0.0	0.0	-
8:23	0.0	0.0	8:23	0.0	0.0	-
8:24	0.0	0.0	8:24	0.0	0.0	-
8:25	0.0	0.0	8:25	0.0	0.0	-
8:26	0.0	0.0	8:26	0.0	0.0	-
8:27	0.0	0.0	8:27	0.0	0.0	-
8:28	0.0	0.0	8:28	0.0	0.0	-
8:29	0.0	0.0	8:29	0.0	0.0	-
8:30	0.0	0.0	8:30	0.0	0.0	-
8:31	0.0	0.0	8:31	0.0	0.0	-
8:32	0.0	0.0	8:32	0.0	0.0	-
8:33	0.0	0.0	8:33	0.0	0.0	-
8:34	0.0	0.0	8:34	0.0	0.0	-
8:35	0.0	0.0	8:35	0.0	0.0	-
8:36	0.0	0.0	8:36	0.0	0.0	-
8:37	0.0	0.0	8:37	0.0	0.0	-
8:38	0.0	0.0	8:38	0.0	0.0	-
8:39	0.0	0.0	8:39	0.0	0.0	-
8:40	0.0	0.0	8:40	0.0	0.0	-
8:41	0.0	0.0	8:41	0.0	0.0	-
8:42	0.0	0.0	8:42	0.0	0.0	-
8:43	0.0	0.0	8:43	0.0	0.0	-
8:44	0.0	0.0	8:44	0.0	0.0	-
8:45	0.0	0.0	8:45	0.0	0.0	-

Grand Union Bowling Alley Site
BCP #360222
150 Westchester Avenue, Port Chester
February 27, 2025

PID DATA						
Upwind			Downwind			Exceeds VOC Alarm Limit
Time	Concentration (ppm)	15-Min Avg Concentration (ppm)	Time	Concentration (ppm)	15-Min Avg Concentration (ppm)	
8:46	0.0	0.0	8:46	0.0	0.0	-
8:47	0.0	0.0	8:47	0.0	0.0	-
8:48	0.0	0.0	8:48	0.0	0.0	-
8:49	0.0	0.0	8:49	0.0	0.0	-
8:50	0.0	0.0	8:50	0.0	0.0	-
8:51	0.0	0.0	8:51	0.0	0.0	-
8:52	0.0	0.0	8:52	0.0	0.0	-
8:53	0.0	0.0	8:53	0.0	0.0	-
8:54	0.0	0.0	8:54	0.0	0.0	-
8:55	0.0	0.0	8:55	0.0	0.0	-
8:56	0.0	0.0	8:56	0.0	0.0	-
8:57	0.0	0.0	8:57	0.0	0.0	-
8:58	0.0	0.0	8:58	0.0	0.0	-
8:59	0.0	0.0	8:59	0.0	0.0	-
9:00	0.0	0.0	9:00	0.0	0.0	-
9:01	0.0	0.0	9:01	0.0	0.0	-
9:02	0.0	0.0	9:02	0.0	0.0	-
9:03	0.0	0.0	9:03	0.0	0.0	-
9:04	0.0	0.0	9:04	0.0	0.0	-
9:05	0.0	0.0	9:05	0.0	0.0	-
9:06	0.0	0.0	9:06	0.0	0.0	-
9:07	0.0	0.0	9:07	0.0	0.0	-
9:08	0.0	0.0	9:08	0.0	0.0	-
9:09	0.0	0.0	9:09	0.0	0.0	-
9:10	0.0	0.0	9:10	0.0	0.0	-
9:11	0.0	0.0	9:11	0.0	0.0	-
9:12	0.0	0.0	9:12	0.0	0.0	-
9:13	0.0	0.0	9:13	0.0	0.0	-
9:14	0.0	0.0	9:14	0.0	0.0	-
9:15	0.0	0.0	9:15	0.0	0.0	-
9:16	0.0	0.0	9:16	0.0	0.0	-
9:17	0.0	0.0	9:17	0.0	0.0	-
9:18	0.0	0.0	9:18	0.0	0.0	-
9:19	0.0	0.0	9:19	0.0	0.0	-
9:20	0.0	0.0	9:20	0.0	0.0	-
9:21	0.0	0.0	9:21	0.0	0.0	-
9:22	0.0	0.0	9:22	0.0	0.0	-
9:23	0.0	0.0	9:23	0.0	0.0	-
9:24	0.0	0.0	9:24	0.0	0.0	-
9:25	0.0	0.0	9:25	0.0	0.0	-
9:26	0.0	0.0	9:26	0.0	0.0	-
9:27	0.0	0.0	9:27	0.0	0.0	-
9:28	0.0	0.0	9:28	0.0	0.0	-
9:29	0.0	0.0	9:29	0.0	0.0	-
9:30	0.0	0.0	9:30	0.0	0.0	-
9:31	0.0	0.0	9:31	0.0	0.0	-
9:32	0.0	0.0	9:32	0.0	0.0	-
9:33	0.0	0.0	9:33	0.0	0.0	-

Grand Union Bowling Alley Site
BCP #360222
150 Westchester Avenue, Port Chester
February 27, 2025

PID DATA						
Upwind			Downwind			Exceeds VOC Alarm Limit
Time	Concentration (ppm)	15-Min Avg Concentration (ppm)	Time	Concentration (ppm)	15-Min Avg Concentration (ppm)	
9:34	0.0	0.0	9:34	0.0	0.0	-
9:35	0.0	0.0	9:35	0.0	0.0	-
9:36	0.0	0.0	9:36	0.0	0.0	-
9:37	0.0	0.0	9:37	0.0	0.0	-
9:38	0.0	0.0	9:38	0.0	0.0	-
9:39	0.0	0.0	9:39	0.0	0.0	-
9:40	0.0	0.0	9:40	0.0	0.0	-
9:41	0.0	0.0	9:41	0.0	0.0	-
9:42	0.0	0.0	9:42	0.0	0.0	-
9:43	0.0	0.0	9:43	0.0	0.0	-
9:44	0.0	0.0	9:44	0.0	0.0	-
9:45	0.0	0.0	9:45	0.0	0.0	-
9:46	0.0	0.0	9:46	0.0	0.0	-
9:47	0.0	0.0	9:47	0.0	0.0	-
9:48	0.0	0.0	9:48	0.0	0.0	-
9:49	0.0	0.0	9:49	0.0	0.0	-
9:50	0.0	0.0	9:50	0.0	0.0	-
9:51	0.0	0.0	9:51	0.0	0.0	-
9:52	0.0	0.0	9:52	0.0	0.0	-
9:53	0.0	0.0	9:53	0.0	0.0	-
9:54	0.0	0.0	9:54	0.0	0.0	-
9:55	0.0	0.0	9:55	0.0	0.0	-
9:56	0.0	0.0	9:56	0.0	0.0	-
9:57	0.0	0.0	9:57	0.0	0.0	-
9:58	0.0	0.0	9:58	0.0	0.0	-
9:59	0.0	0.0	9:59	0.0	0.0	-
10:00	0.0	0.0	10:00	0.0	0.0	-
10:01	0.0	0.0	10:01	0.0	0.0	-
10:02	0.0	0.0	10:02	0.0	0.0	-
10:03	0.0	0.0	10:03	0.0	0.0	-
10:04	0.0	0.0	10:04	0.0	0.0	-
10:05	0.0	0.0	10:05	0.0	0.0	-
10:06	0.0	0.0	10:06	0.0	0.0	-
10:07	0.0	0.0	10:07	0.0	0.0	-
10:08	0.0	0.0	10:08	0.0	0.0	-
10:09	0.0	0.0	10:09	0.0	0.0	-
10:10	0.0	0.0	10:10	0.0	0.0	-
10:11	0.0	0.0	10:11	0.0	0.0	-
10:12	0.0	0.0	10:12	0.0	0.0	-
10:13	0.0	0.0	10:13	0.0	0.0	-
10:14	0.0	0.0	10:14	0.0	0.0	-
10:15	0.0	0.0	10:15	0.0	0.0	-
10:16	0.0	0.0	10:16	0.0	0.0	-
10:17	0.0	0.0	10:17	0.0	0.0	-
10:18	0.0	0.0	10:18	0.0	0.0	-
10:19	0.0	0.0	10:19	0.0	0.0	-
10:20	0.0	0.0	10:20	0.0	0.0	-
10:21	0.0	0.0	10:21	0.0	0.0	-

Grand Union Bowling Alley Site
BCP #360222
150 Westchester Avenue, Port Chester
February 27, 2025

PID DATA						
Upwind			Downwind			
Time	Concentration (ppm)	15-Min Avg Concentration (ppm)	Time	Concentration (ppm)	15-Min Avg Concentration (ppm)	Exceeds VOC Alarm Limit
10:22	0.0	0.0	10:22	0.0	0.0	-
10:23	0.0	0.0	10:23	0.0	0.0	-
10:24	0.0	0.0	10:24	0.0	0.0	-
10:25	0.0	0.0	10:25	0.0	0.0	-
10:26	0.0	0.0	10:26	0.0	0.0	-
10:27	0.0	0.0	10:27	0.0	0.0	-
10:28	0.0	0.0	10:28	0.0	0.0	-
10:29	0.0	0.0	10:29	0.0	0.0	-
10:30	0.0	0.0	10:30	0.0	0.0	-
10:31	0.0	0.0	10:31	0.0	0.0	-
10:32	0.0	0.0	10:32	0.0	0.0	-
10:33	0.0	0.0	10:33	0.0	0.0	-
10:34	0.0	0.0	10:34	0.0	0.0	-
10:35	0.0	0.0	10:35	0.0	0.0	-
10:36	0.0	0.0	10:36	0.0	0.0	-
10:37	0.0	0.0	10:37	0.0	0.0	-
10:38	0.0	0.0	10:38	0.0	0.0	-
10:39	0.0	0.0	10:39	0.0	0.0	-
10:40	0.0	0.0	10:40	0.0	0.0	-
10:41	0.0	0.0	10:41	0.0	0.0	-
10:42	0.0	0.0	10:42	0.0	0.0	-
10:43	0.0	0.0	10:43	0.0	0.0	-
10:44	0.0	0.0	10:44	0.0	0.0	-
10:45	0.0	0.0	10:45	0.0	0.0	-
10:46	0.0	0.0	10:46	0.0	0.0	-
10:47	0.0	0.0	10:47	0.0	0.0	-
10:48	0.0	0.0	10:48	0.0	0.0	-
10:49	0.0	0.0	10:49	0.0	0.0	-
10:50	0.0	0.0	10:50	0.0	0.0	-
10:51	0.0	0.0	10:51	0.0	0.0	-
10:52	0.0	0.0	10:52	0.0	0.0	-
10:53	0.0	0.0	10:53	0.0	0.0	-
10:54	0.0	0.0	10:54	0.0	0.0	-
10:55	0.0	0.0	10:55	0.0	0.0	-
10:56	0.0	0.0	10:56	0.0	0.0	-
10:57	0.0	0.0	10:57	0.0	0.0	-
10:58	0.0	0.0	10:58	0.0	0.0	-
10:59	0.0	0.0	10:59	0.0	0.0	-
11:00	0.0	0.0	11:00	0.0	0.0	-
11:01	0.0	0.0	11:01	0.0	0.0	-
11:02	0.0	0.0	11:02	0.0	0.0	-
11:03	0.0	0.0	11:03	0.0	0.0	-
11:04	0.0	0.0	11:04	0.0	0.0	-
11:05	0.0	0.0	11:05	0.0	0.0	-
11:06	0.0	0.0	11:06	0.0	0.0	-
11:07	0.0	0.0	11:07	0.0	0.0	-
11:08	0.0	0.0	11:08	0.0	0.0	-
11:09	0.0	0.0	11:09	0.0	0.0	-

Grand Union Bowling Alley Site
BCP #360222
150 Westchester Avenue, Port Chester
February 27, 2025

PID DATA						
Upwind			Downwind			Exceeds VOC Alarm Limit
Time	Concentration (ppm)	15-Min Avg Concentration (ppm)	Time	Concentration (ppm)	15-Min Avg Concentration (ppm)	
11:10	0.0	0.0	11:10	0.0	0.0	-
11:11	0.0	0.0	11:11	0.0	0.0	-
11:12	0.0	0.0	11:12	0.0	0.0	-
11:13	0.0	0.0	11:13	0.0	0.0	-
11:14	0.0	0.0	11:14	0.0	0.0	-
11:15	0.0	0.0	11:15	0.0	0.0	-
11:16	0.0	0.0	11:16	0.0	0.0	-
11:17	0.0	0.0	11:17	0.0	0.0	-
11:18	0.0	0.0	11:18	0.0	0.0	-
11:19	0.0	0.0	11:19	0.0	0.0	-
11:20	0.0	0.0	11:20	0.0	0.0	-
11:21	0.0	0.0	11:21	0.0	0.0	-
11:22	0.0	0.0	11:22	0.0	0.0	-
11:23	0.0	0.0	11:23	0.0	0.0	-
11:24	0.0	0.0	11:24	0.0	0.0	-
11:25	0.0	0.0	11:25	0.0	0.0	-
11:26	0.0	0.0	11:26	0.0	0.0	-
11:27	0.0	0.0	11:27	0.0	0.0	-
11:28	0.0	0.0	11:28	0.0	0.0	-
11:29	0.0	0.0	11:29	0.0	0.0	-
11:30	0.0	0.0	11:30	0.0	0.0	-
11:31	0.0	0.0	11:31	0.0	0.0	-
11:32	0.0	0.0	11:32	0.0	0.0	-
11:33	0.0	0.0	11:33	0.0	0.0	-
11:34	0.0	0.0	11:34	0.0	0.0	-
11:35	0.0	0.0	11:35	0.0	0.0	-
11:36	0.0	0.0	11:36	0.0	0.0	-
11:37	0.0	0.0	11:37	0.0	0.0	-
11:38	0.0	0.0	11:38	0.0	0.0	-
11:39	0.0	0.0	11:39	0.0	0.0	-
11:40	0.0	0.0	11:40	0.0	0.0	-
11:41	0.0	0.0	11:41	0.0	0.0	-
11:42	0.0	0.0	11:42	0.0	0.0	-
11:43	0.0	0.0	11:43	0.0	0.0	-
11:44	0.0	0.0	11:44	0.0	0.0	-
11:45	0.0	0.0	11:45	0.0	0.0	-
11:46	0.0	0.0	11:46	0.0	0.0	-
11:47	0.0	0.0	11:47	0.0	0.0	-
11:48	0.0	0.0	11:48	0.0	0.0	-
11:49	0.0	0.0	11:49	0.0	0.0	-
11:50	0.0	0.0	11:50	0.0	0.0	-
11:51	0.0	0.0	11:51	0.0	0.0	-
11:52	0.0	0.0	11:52	0.0	0.0	-
11:53	0.0	0.0	11:53	0.0	0.0	-
11:54	0.0	0.0	11:54	0.0	0.0	-
11:55	0.0	0.0	11:55	0.0	0.0	-
11:56	0.0	0.0	11:56	0.0	0.0	-
11:57	0.0	0.0	11:57	0.0	0.0	-

Grand Union Bowling Alley Site
BCP #360222
150 Westchester Avenue, Port Chester
February 27, 2025

PID DATA						
Upwind			Downwind			
Time	Concentration (ppm)	15-Min Avg Concentration (ppm)	Time	Concentration (ppm)	15-Min Avg Concentration (ppm)	Exceeds VOC Alarm Limit
11:58	0.0	0.0	11:58	0.0	0.0	-
11:59	0.0	0.0	11:59	0.0	0.0	-
12:00	0.0	0.0	12:00	0.0	0.0	-
12:01	0.0	0.0	12:01	0.0	0.0	-
12:02	0.0	0.0	12:02	0.0	0.0	-
12:03	0.0	0.0	12:03	0.0	0.0	-
12:04	0.0	0.0	12:04	0.0	0.0	-
12:05	0.0	0.0	12:05	0.0	0.0	-
12:06	0.0	0.0	12:06	0.0	0.0	-
12:07	0.0	0.0	12:07	0.0	0.0	-
12:08	0.0	0.0	12:08	0.0	0.0	-
12:09	0.0	0.0	12:09	0.0	0.0	-
12:10	0.0	0.0	12:10	0.0	0.0	-
12:11	0.0	0.0	12:11	0.0	0.0	-
12:12	0.0	0.0	12:12	0.0	0.0	-
12:13	0.0	0.0	12:13	0.0	0.0	-
12:14	0.0	0.0	12:14	0.0	0.0	-
12:15	0.0	0.0	12:15	0.0	0.0	-
12:16	0.0	0.0	12:16	0.0	0.0	-
12:17	0.0	0.0	12:17	0.0	0.0	-
12:18	0.0	0.0	12:18	0.0	0.0	-
12:19	0.0	0.0	12:19	0.0	0.0	-
12:20	0.0	0.0	12:20	0.0	0.0	-
12:21	0.0	0.0	12:21	0.0	0.0	-
12:22	0.0	0.0	12:22	0.0	0.0	-
12:23	0.0	0.0	12:23	0.0	0.0	-
12:24	0.0	0.0	12:24	0.0	0.0	-
12:25	0.0	0.0	12:25	0.0	0.0	-
12:26	0.0	0.0	12:26	0.0	0.0	-
12:27	0.0	0.0	12:27	0.0	0.0	-
12:28	0.0	0.0	12:28	0.0	0.0	-
12:29	0.0	0.0	12:29	0.0	0.0	-
12:30	0.0	0.0	12:30	0.0	0.0	-
12:31	0.0	0.0	12:31	0.0	0.0	-
12:32	0.0	0.0	12:32	0.0	0.0	-
12:33	0.0	0.0	12:33	0.0	0.0	-
12:34	0.0	0.0	12:34	0.0	0.0	-
12:35	0.0	0.0	12:35	0.0	0.0	-
12:36	0.0	0.0	12:36	0.0	0.0	-
12:37	0.0	0.0	12:37	0.0	0.0	-
12:38	0.0	0.0	12:38	0.0	0.0	-
12:39	0.0	0.0	12:39	0.0	0.0	-
12:40	0.0	0.0	12:40	0.0	0.0	-
12:41	0.0	0.0	12:41	0.0	0.0	-
12:42	0.0	0.0	12:42	0.0	0.0	-
12:43	0.0	0.0	12:43	0.0	0.0	-
12:44	0.0	0.0	12:44	0.0	0.0	-
12:45	0.0	0.0	12:45	0.0	0.0	-

Grand Union Bowling Alley Site
BCP #360222
150 Westchester Avenue, Port Chester
February 27, 2025

PID DATA						
Upwind			Downwind			Exceeds VOC Alarm Limit
Time	Concentration (ppm)	15-Min Avg Concentration (ppm)	Time	Concentration (ppm)	15-Min Avg Concentration (ppm)	
12:46	0.0	0.0	12:46	0.0	0.0	-
12:47	0.0	0.0	12:47	0.0	0.0	-
12:48	0.0	0.0	12:48	0.0	0.0	-
12:49	0.0	0.0	12:49	0.0	0.0	-
12:50	0.0	0.0	12:50	0.0	0.0	-
12:51	0.0	0.0	12:51	0.0	0.0	-
12:52	0.0	0.0	12:52	0.0	0.0	-
12:53	0.0	0.0	12:53	0.0	0.0	-
12:54	0.0	0.0	12:54	0.0	0.0	-
12:55	0.0	0.0	12:55	0.0	0.0	-
12:56	0.0	0.0	12:56	0.0	0.0	-
12:57	0.0	0.0	12:57	0.0	0.0	-
12:58	0.0	0.0	12:58	0.0	0.0	-
12:59	0.0	0.0	12:59	0.0	0.0	-
13:00	0.0	0.0	13:00	0.0	0.0	-
13:01	0.0	0.0	13:01	0.0	0.0	-
13:02	0.0	0.0	13:02	0.0	0.0	-
13:03	0.0	0.0	13:03	0.0	0.0	-
13:04	0.0	0.0	13:04	0.0	0.0	-
13:05	0.0	0.0	13:05	0.0	0.0	-
13:06	0.0	0.0	13:06	0.0	0.0	-
13:07	0.0	0.0	13:07	0.0	0.0	-
13:08	0.0	0.0	13:08	0.0	0.0	-
13:09	0.0	0.0	13:09	0.0	0.0	-
13:10	0.0	0.0	13:10	0.0	0.0	-
13:11	0.0	0.0	13:11	0.0	0.0	-
13:12	0.0	0.0	13:12	0.0	0.0	-
13:13	0.0	0.0	13:13	0.0	0.0	-
13:14	0.0	0.0	13:14	0.0	0.0	-
13:15	0.0	0.0	13:15	0.0	0.0	-
13:16	0.0	0.0	13:16	0.0	0.0	-
13:17	0.0	0.0	13:17	0.0	0.0	-
13:18	0.0	0.0	13:18	0.0	0.0	-
13:19	0.0	0.0	13:19	0.0	0.0	-
13:20	0.0	0.0	13:20	0.0	0.0	-
13:21	0.0	0.0	13:21	0.0	0.0	-
13:22	0.0	0.0	13:22	0.0	0.0	-
13:23	0.0	0.0	13:23	0.0	0.0	-
13:24	0.0	0.0	13:24	0.0	0.0	-
13:25	0.0	0.0	13:25	0.0	0.0	-
13:26	0.0	0.0	13:26	0.0	0.0	-
13:27	0.0	0.0	13:27	0.0	0.0	-
13:28	0.0	0.0	13:28	0.0	0.0	-
13:29	0.0	0.0	13:29	0.0	0.0	-
13:30	0.0	0.0	13:30	0.0	0.0	-
13:31	0.0	0.0	13:31	0.0	0.0	-
13:32	0.0	0.0	13:32	0.0	0.0	-
13:33	0.0	0.0	13:33	0.0	0.0	-

Grand Union Bowling Alley Site
BCP #360222
150 Westchester Avenue, Port Chester
February 27, 2025

PID DATA						
Upwind			Downwind			
Time	Concentration (ppm)	15-Min Avg Concentration (ppm)	Time	Concentration (ppm)	15-Min Avg Concentration (ppm)	Exceeds VOC Alarm Limit
13:34	0.0	0.0	13:34	0.0	0.0	-
13:35	0.0	0.0	13:35	0.0	0.0	-
13:36	0.0	0.0	13:36	0.0	0.0	-
13:37	0.0	0.0	13:37	0.0	0.0	-
13:38	0.0	0.0	13:38	0.0	0.0	-
13:39	0.0	0.0	13:39	0.0	0.0	-
13:40	0.0	0.0	13:40	0.0	0.0	-
13:41	0.0	0.0	13:41	0.0	0.0	-
13:42	0.0	0.0	13:42	0.0	0.0	-
13:43	0.0	0.0	13:43	0.0	0.0	-
13:44	0.0	0.0	13:44	0.0	0.0	-
13:45	0.0	0.0	13:45	0.0	0.0	-
13:46	0.0	0.0	13:46	0.0	0.0	-
13:47	0.0	0.0	13:47	0.0	0.0	-
13:48	0.0	0.0	13:48	0.0	0.0	-
13:49	0.0	0.0	13:49	0.0	0.0	-
13:50	0.0	0.0	13:50	0.0	0.0	-
13:51	0.0	0.0	13:51	0.0	0.0	-
13:52	0.0	0.0	13:52	0.0	0.0	-
13:53	0.0	0.0	13:53	0.0	0.0	-
13:54	0.0	0.0	13:54	0.0	0.0	-
13:55	0.0	0.0	13:55	0.0	0.0	-
13:56	0.0	0.0	13:56	0.0	0.0	-
13:57	0.0	0.0	13:57	0.0	0.0	-
13:58	0.0	0.0	13:58	0.0	0.0	-
13:59	0.0	0.0	13:59	0.0	0.0	-
14:00	0.0	0.0	14:00	0.0	0.0	-
14:01	0.0	0.0	14:01	0.0	0.0	-
14:02	0.0	0.0	14:02	0.0	0.0	-
14:03	0.0	0.0	14:03	0.0	0.0	-
14:04	0.0	0.0	14:04	0.0	0.0	-
14:05	0.0	0.0	14:05	0.0	0.0	-
14:06	0.0	0.0	14:06	0.0	0.0	-
14:07	0.0	0.0	14:07	0.0	0.0	-
14:08	0.0	0.0	14:08	0.0	0.0	-
14:09	0.0	0.0	14:09	0.0	0.0	-
14:10	0.0	0.0	14:10	0.0	0.0	-
14:11	0.0	0.0	14:11	0.0	0.0	-
14:12	0.0	0.0	14:12	0.0	0.0	-
14:13	0.0	0.0	14:13	0.0	0.0	-
14:14	0.0	0.0	14:14	0.0	0.0	-
14:15	0.0	0.0	14:15	0.0	0.0	-
14:16	0.0	0.0	14:16	0.0	0.0	-
14:17	0.0	0.0	14:17	0.0	0.0	-
14:18	0.0	0.0	14:18	0.0	0.0	-
14:19	0.0	0.0	14:19	0.0	0.0	-
14:20	0.0	0.0	14:20	0.0	0.0	-
14:21	0.0	0.0	14:21	0.0	0.0	-

Grand Union Bowling Alley Site
BCP #360222
150 Westchester Avenue, Port Chester
February 27, 2025

PID DATA						
Upwind			Downwind			Exceeds VOC Alarm Limit
Time	Concentration (ppm)	15-Min Avg Concentration (ppm)	Time	Concentration (ppm)	15-Min Avg Concentration (ppm)	
14:22	0.0	0.0	14:22	0.0	0.0	-
14:23	0.0	0.0	14:23	0.0	0.0	-
14:24	0.0	0.0	14:24	0.0	0.0	-
14:25	0.0	0.0	14:25	0.0	0.0	-
14:26	0.0	0.0	14:26	0.0	0.0	-
14:27	0.0	0.0	14:27	0.0	0.0	-
14:28	0.0	0.0	14:28	0.0	0.0	-
14:29	0.0	0.0	14:29	0.0	0.0	-
14:30	0.0	0.0	14:30	0.0	0.0	-
14:31	0.0	0.0	14:31	0.0	0.0	-
14:32	0.0	0.0	14:32	0.0	0.0	-
14:33	0.0	0.0	14:33	0.0	0.0	-
14:34	0.0	0.0	14:34	0.0	0.0	-
14:35	0.0	0.0	14:35	0.0	0.0	-
14:36	0.0	0.0	14:36	0.0	0.0	-
14:37	0.0	0.0	14:37	0.0	0.0	-
14:38	0.0	0.0	14:38	0.0	0.0	-
14:39	0.0	0.0	14:39	0.0	0.0	-
14:40	0.0	0.0	14:40	0.0	0.0	-
14:41	0.0	0.0	14:41	0.0	0.0	-
14:42	0.0	0.0	14:42	0.0	0.0	-
14:43	0.0	0.0	14:43	0.0	0.0	-
14:44	0.0	0.0	14:44	0.0	0.0	-
14:45	0.0	0.0	14:45	0.0	0.0	-
14:46	0.0	0.0	14:46	0.0	0.0	-
14:47	0.0	0.0	14:47	0.0	0.0	-
14:48	0.0	0.0	14:48	0.0	0.0	-

SESI CONSULTING ENGINEERS

959 US-46 Floor 3, Suite 300 - Parsippany-Troy Hills, NJ

DAILY AIR MONITORING REPORT
150 Westchester Avenue
Port Chester, New York

02/28/2025

Rev. No. 0	Page 1 of 2
Project Number: 11895A	
Dust Action Level	150 µg/m^3
VOC Action Level	5 ppm

Weather Data Range for Work Day		Wind Direction	NW	Relative Humidity (%)	28.0 - 74.0	Daily Rain Total (in)	0.00	Readings in the summary table and graphs below are the reported downwind concentrations.
Temperature (°F)	41.0 - 49.0	Wind Speed (MPH)	3.2 - 11.0	Barometer (inHg)	29.60 - 29.70	Avg. Dew Point Temp (°F)	23.6	

Station Location	Daily Avg. Dust Concentration (µg/m^3)	Max 15-Min Dust Concentration (µg/m^3)	Time of Max Dust Reading	Daily Avg. VOC Concentration (ppm)	Max 15-Min VOC Concentration (ppm)	Time of Max VOC Reading
Upwind	55.9	59.3	14:05	0.0	0.0	8:15
Downwind	N/A	N/A	N/A	N/A	N/A	N/A

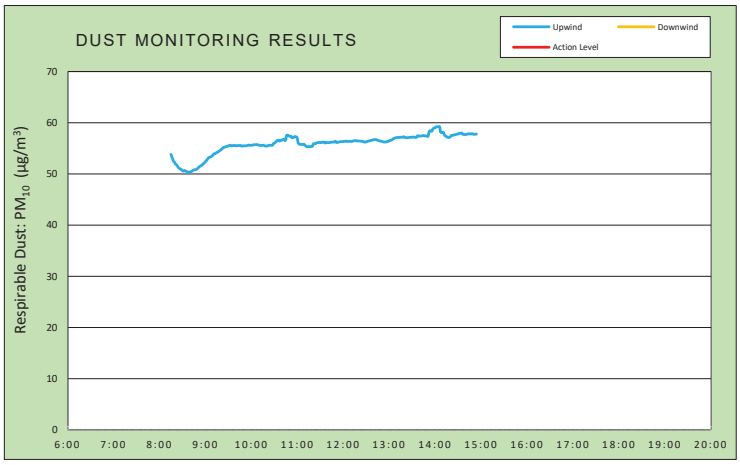



Air Monitoring Notes:

Weather Notes:

EMILCOTT
A Triumvirate Environmental Company

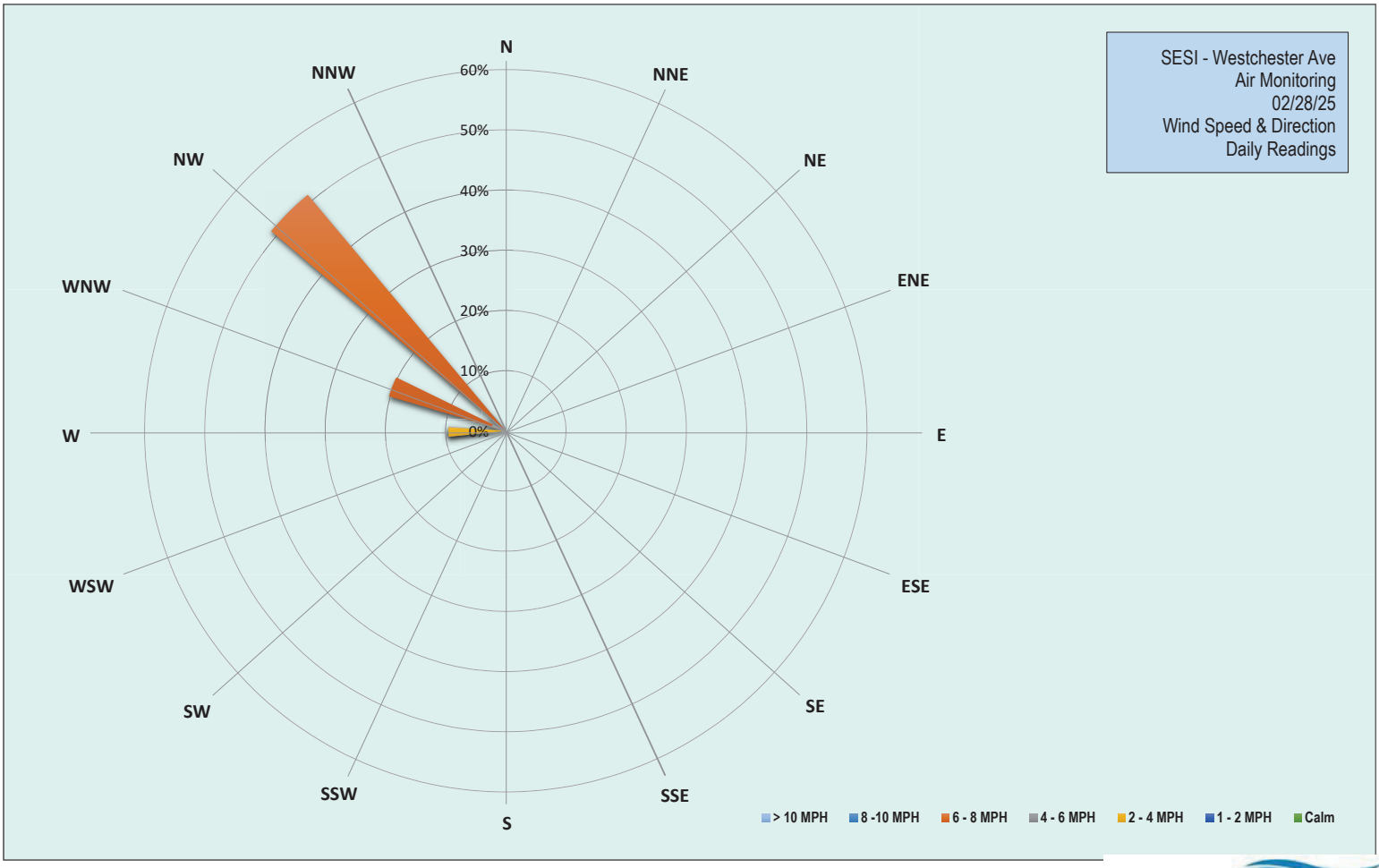

EMILCOTT
A Triumvirate Environmental Company

Grand Union Bowling Alley Site
BCP #360222
150 Westchester Avenue, Port Chester
February 28, 2025

Friday, February 28, 2025

Number of Instances Where Downwind Particulates Exceeds Upwind Particulate + 150 =	**0**
Number of Comparable Data Points =	**0**
Start Time:	**#N/A**
End Time:	**14:54**

PARTICULATE DATA

Upwind			Downwind			
Time	**Concentration (ug/m^3)**	**15-Min Avg Concentration (ug/m^3)**	**Time**	**Concentration (ug/m^3)**	**15-Min Avg Concentration (ug/m^3)**	**Exceeds Particulate Alarm Limit**
8:00	56.0	-	8:00	-	-	-
8:01	56.8	-	8:01	-	-	-
8:02	56.5	-	8:02	-	-	-
8:03	56.8	-	8:03	-	-	-
8:04	55.0	-	8:04	-	-	-
8:05	53.8	-	8:05	-	-	-
8:06	55.0	-	8:06	-	-	-
8:07	54.0	-	8:07	-	-	-
8:08	53.5	-	8:08	-	-	-
8:09	53.5	-	8:09	-	-	-
8:10	53.5	-	8:10	-	-	-
8:11	51.5	-	8:11	-	-	-
8:12	52.0	-	8:12	-	-	-
8:13	51.5	-	8:13	-	-	-
8:14	51.5	-	8:14	-	-	-
8:15	52.5	53.8	8:15	-	-	-
8:16	51.0	53.4	8:16	-	-	-
8:17	50.5	53.0	8:17	-	-	-
8:18	50.0	52.6	8:18	-	-	-
8:19	52.0	52.4	8:19	-	-	-
8:20	51.0	52.2	8:20	-	-	-
8:21	50.8	51.9	8:21	-	-	-
8:22	52.8	51.8	8:22	-	-	-
8:23	50.8	51.7	8:23	-	-	-
8:24	49.8	51.4	8:24	-	-	-
8:25	50.5	51.2	8:25	-	-	-
8:26	50.0	51.1	8:26	-	-	-
8:27	50.3	51.0	8:27	-	-	-
8:28	50.5	50.9	8:28	-	-	-
8:29	49.5	50.8	8:29	-	-	-
8:30	50.3	50.6	8:30	-	-	-
8:31	49.8	50.6	8:31	-	-	-
8:32	51.5	50.6	8:32	-	-	-
8:33	50.8	50.7	8:33	-	-	-
8:34	50.3	50.6	8:34	-	-	-
8:35	50.5	50.5	8:35	-	-	-
8:36	50.0	50.5	8:36	-	-	-
8:37	50.5	50.3	8:37	-	-	-
8:38	50.0	50.3	8:38	-	-	-
8:39	51.0	50.4	8:39	-	-	-
8:40	51.5	50.4	8:40	-	-	-
8:41	50.5	50.5	8:41	-	-	-

Grand Union Bowling Alley Site
BCP #360222
150 Westchester Avenue, Port Chester
February 28, 2025

PARTICULATE DATA						
Upwind			Downwind			Exceeds Particulate Alarm Limit
Time	Concentration (ug/m^3)	15-Min Avg Concentration (ug/m^3)	Time	Concentration (ug/m^3)	15-Min Avg Concentration (ug/m^3)	
8:42	51.0	50.5	8:42	-	-	-
8:43	52.5	50.6	8:43	-	-	-
8:44	50.8	50.7	8:44	-	-	-
8:45	50.8	50.8	8:45	-	-	-
8:46	51.0	50.8	8:46	-	-	-
8:47	51.8	50.9	8:47	-	-	-
8:48	51.3	50.9	8:48	-	-	-
8:49	51.8	51.0	8:49	-	-	-
8:50	52.3	51.1	8:50	-	-	-
8:51	52.5	51.3	8:51	-	-	-
8:52	52.0	51.4	8:52	-	-	-
8:53	52.3	51.5	8:53	-	-	-
8:54	52.3	51.6	8:54	-	-	-
8:55	52.8	51.7	8:55	-	-	-
8:56	52.3	51.8	8:56	-	-	-
8:57	53.8	52.0	8:57	-	-	-
8:58	53.8	52.1	8:58	-	-	-
8:59	53.0	52.2	8:59	-	-	-
9:00	53.8	52.4	9:00	-	-	-
9:01	53.3	52.6	9:01	-	-	-
9:02	54.3	52.7	9:02	-	-	-
9:03	54.5	53.0	9:03	-	-	-
9:04	54.5	53.1	9:04	-	-	-
9:05	53.8	53.2	9:05	-	-	-
9:06	53.0	53.3	9:06	-	-	-
9:07	53.3	53.4	9:07	-	-	-
9:08	53.5	53.4	9:08	-	-	-
9:09	54.5	53.6	9:09	-	-	-
9:10	55.0	53.7	9:10	-	-	-
9:11	55.0	53.9	9:11	-	-	-
9:12	54.3	54.0	9:12	-	-	-
9:13	54.5	54.0	9:13	-	-	-
9:14	54.8	54.1	9:14	-	-	-
9:15	54.8	54.2	9:15	-	-	-
9:16	54.3	54.3	9:16	-	-	-
9:17	55.8	54.4	9:17	-	-	-
9:18	56.5	54.5	9:18	-	-	-
9:19	56.3	54.6	9:19	-	-	-
9:20	55.0	54.7	9:20	-	-	-
9:21	55.0	54.8	9:21	-	-	-
9:22	55.0	54.9	9:22	-	-	-
9:23	56.5	55.1	9:23	-	-	-
9:24	55.3	55.2	9:24	-	-	-
9:25	55.8	55.2	9:25	-	-	-
9:26	55.5	55.3	9:26	-	-	-
9:27	55.5	55.4	9:27	-	-	-
9:28	55.5	55.4	9:28	-	-	-
9:29	55.0	55.4	9:29	-	-	-

Grand Union Bowling Alley Site
BCP #360222
150 Westchester Avenue, Port Chester
February 28, 2025

PARTICULATE DATA						
Upwind			Downwind			Exceeds Particulate Alarm Limit
Time	Concentration (ug/m^3)	15-Min Avg Concentration (ug/m^3)	Time	Concentration (ug/m^3)	15-Min Avg Concentration (ug/m^3)	
9:30	55.3	55.5	9:30	-	-	-
9:31	55.5	55.6	9:31	-	-	-
9:32	56.8	55.6	9:32	-	-	-
9:33	55.8	55.6	9:33	-	-	-
9:34	55.0	55.5	9:34	-	-	-
9:35	55.8	55.5	9:35	-	-	-
9:36	55.0	55.5	9:36	-	-	-
9:37	55.8	55.6	9:37	-	-	-
9:38	55.8	55.5	9:38	-	-	-
9:39	55.8	55.6	9:39	-	-	-
9:40	55.0	55.5	9:40	-	-	-
9:41	55.5	55.5	9:41	-	-	-
9:42	55.8	55.5	9:42	-	-	-
9:43	55.8	55.6	9:43	-	-	-
9:44	55.0	55.6	9:44	-	-	-
9:45	55.3	55.6	9:45	-	-	-
9:46	55.8	55.6	9:46	-	-	-
9:47	55.0	55.5	9:47	-	-	-
9:48	55.5	55.4	9:48	-	-	-
9:49	56.0	55.5	9:49	-	-	-
9:50	55.3	55.5	9:50	-	-	-
9:51	55.5	55.5	9:51	-	-	-
9:52	55.8	55.5	9:52	-	-	-
9:53	55.8	55.5	9:53	-	-	-
9:54	56.0	55.5	9:54	-	-	-
9:55	56.0	55.6	9:55	-	-	-
9:56	56.0	55.6	9:56	-	-	-
9:57	56.0	55.6	9:57	-	-	-
9:58	55.3	55.6	9:58	-	-	-
9:59	55.0	55.6	9:59	-	-	-
10:00	55.5	55.6	10:00	-	-	-
10:01	55.5	55.6	10:01	-	-	-
10:02	56.0	55.7	10:02	-	-	-
10:03	56.3	55.7	10:03	-	-	-
10:04	55.8	55.7	10:04	-	-	-
10:05	55.5	55.7	10:05	-	-	-
10:06	55.8	55.7	10:06	-	-	-
10:07	55.8	55.7	10:07	-	-	-
10:08	55.5	55.7	10:08	-	-	-
10:09	55.5	55.7	10:09	-	-	-
10:10	55.3	55.6	10:10	-	-	-
10:11	55.5	55.6	10:11	-	-	-
10:12	55.3	55.6	10:12	-	-	-
10:13	55.5	55.6	10:13	-	-	-
10:14	55.5	55.6	10:14	-	-	-
10:15	55.5	55.6	10:15	-	-	-
10:16	55.5	55.6	10:16	-	-	-
10:17	55.0	55.5	10:17	-	-	-

Grand Union Bowling Alley Site
BCP #360222
150 Westchester Avenue, Port Chester
February 28, 2025

PARTICULATE DATA						
Upwind			Downwind			Exceeds Particulate Alarm Limit
Time	Concentration (ug/m^3)	15-Min Avg Concentration (ug/m^3)	Time	Concentration (ug/m^3)	15-Min Avg Concentration (ug/m^3)	
10:18	55.3	55.5	10:18	-	-	-
10:19	55.3	55.4	10:19	-	-	-
10:20	56.0	55.5	10:20	-	-	-
10:21	55.8	55.5	10:21	-	-	-
10:22	57.0	55.6	10:22	-	-	-
10:23	56.3	55.6	10:23	-	-	-
10:24	55.5	55.6	10:24	-	-	-
10:25	55.3	55.6	10:25	-	-	-
10:26	55.3	55.6	10:26	-	-	-
10:27	56.0	55.6	10:27	-	-	-
10:28	55.8	55.7	10:28	-	-	-
10:29	60.3	56.0	10:29	-	-	-
10:30	56.5	56.0	10:30	-	-	-
10:31	56.5	56.1	10:31	-	-	-
10:32	58.0	56.3	10:32	-	-	-
10:33	56.8	56.4	10:33	-	-	-
10:34	57.5	56.6	10:34	-	-	-
10:35	56.0	56.6	10:35	-	-	-
10:36	55.0	56.5	10:36	-	-	-
10:37	55.8	56.4	10:37	-	-	-
10:38	58.8	56.6	10:38	-	-	-
10:39	55.3	56.6	10:39	-	-	-
10:40	56.0	56.6	10:40	-	-	-
10:41	56.8	56.7	10:41	-	-	-
10:42	56.3	56.7	10:42	-	-	-
10:43	56.8	56.8	10:43	-	-	-
10:44	55.8	56.5	10:44	-	-	-
10:45	59.3	56.7	10:45	-	-	-
10:46	69.5	57.6	10:46	-	-	-
10:47	58.0	57.6	10:47	-	-	-
10:48	57.0	57.6	10:48	-	-	-
10:49	55.5	57.4	10:49	-	-	-
10:50	55.0	57.4	10:50	-	-	-
10:51	55.3	57.4	10:51	-	-	-
10:52	55.0	57.3	10:52	-	-	-
10:53	55.0	57.1	10:53	-	-	-
10:54	55.3	57.1	10:54	-	-	-
10:55	57.8	57.2	10:55	-	-	-
10:56	56.5	57.2	10:56	-	-	-
10:57	58.3	57.3	10:57	-	-	-
10:58	55.5	57.2	10:58	-	-	-
10:59	55.5	57.2	10:59	-	-	-
11:00	56.0	57.0	11:00	-	-	-
11:01	56.3	56.1	11:01	-	-	-
11:02	55.3	55.9	11:02	-	-	-
11:03	55.0	55.8	11:03	-	-	-
11:04	55.3	55.8	11:04	-	-	-
11:05	55.0	55.8	11:05	-	-	-

Grand Union Bowling Alley Site
BCP #360222
150 Westchester Avenue, Port Chester
February 28, 2025

PARTICULATE DATA						
Upwind			Downwind			Exceeds Particulate Alarm Limit
Time	Concentration (ug/m^3)	15-Min Avg Concentration (ug/m^3)	Time	Concentration (ug/m^3)	15-Min Avg Concentration (ug/m^3)	
11:06	55.0	55.8	11:06	-	-	-
11:07	55.0	55.8	11:07	-	-	-
11:08	55.5	55.8	11:08	-	-	-
11:09	55.0	55.8	11:09	-	-	-
11:10	55.0	55.6	11:10	-	-	-
11:11	55.3	55.5	11:11	-	-	-
11:12	55.8	55.4	11:12	-	-	-
11:13	55.3	55.3	11:13	-	-	-
11:14	55.8	55.4	11:14	-	-	-
11:15	56.0	55.4	11:15	-	-	-
11:16	56.0	55.3	11:16	-	-	-
11:17	55.3	55.3	11:17	-	-	-
11:18	55.3	55.4	11:18	-	-	-
11:19	55.8	55.4	11:19	-	-	-
11:20	55.8	55.4	11:20	-	-	-
11:21	62.0	55.9	11:21	-	-	-
11:22	55.3	55.9	11:22	-	-	-
11:23	55.3	55.9	11:23	-	-	-
11:24	56.0	56.0	11:24	-	-	-
11:25	56.3	56.1	11:25	-	-	-
11:26	56.0	56.1	11:26	-	-	-
11:27	56.0	56.1	11:27	-	-	-
11:28	55.8	56.2	11:28	-	-	-
11:29	55.8	56.2	11:29	-	-	-
11:30	56.0	56.2	11:30	-	-	-
11:31	55.5	56.1	11:31	-	-	-
11:32	56.0	56.2	11:32	-	-	-
11:33	56.3	56.2	11:33	-	-	-
11:34	55.5	56.2	11:34	-	-	-
11:35	55.5	56.2	11:35	-	-	-
11:36	59.5	56.0	11:36	-	-	-
11:37	56.3	56.1	11:37	-	-	-
11:38	56.0	56.2	11:38	-	-	-
11:39	55.5	56.1	11:39	-	-	-
11:40	56.0	56.1	11:40	-	-	-
11:41	56.3	56.1	11:41	-	-	-
11:42	56.5	56.2	11:42	-	-	-
11:43	56.0	56.2	11:43	-	-	-
11:44	56.3	56.2	11:44	-	-	-
11:45	56.0	56.2	11:45	-	-	-
11:46	56.0	56.2	11:46	-	-	-
11:47	56.0	56.2	11:47	-	-	-
11:48	56.0	56.2	11:48	-	-	-
11:49	56.3	56.3	11:49	-	-	-
11:50	57.5	56.4	11:50	-	-	-
11:51	56.0	56.2	11:51	-	-	-
11:52	56.0	56.2	11:52	-	-	-
11:53	56.5	56.2	11:53	-	-	-

Grand Union Bowling Alley Site
BCP #360222
150 Westchester Avenue, Port Chester
February 28, 2025

PARTICULATE DATA						
Upwind			Downwind			Exceeds Particulate Alarm Limit
Time	Concentration (ug/m^3)	15-Min Avg Concentration (ug/m^3)	Time	Concentration (ug/m^3)	15-Min Avg Concentration (ug/m^3)	
11:54	56.0	56.2	11:54	-	-	-
11:55	57.0	56.3	11:55	-	-	-
11:56	56.5	56.3	11:56	-	-	-
11:57	56.8	56.3	11:57	-	-	-
11:58	56.3	56.3	11:58	-	-	-
11:59	56.0	56.3	11:59	-	-	-
12:00	56.3	56.3	12:00	-	-	-
12:01	56.3	56.4	12:01	-	-	-
12:02	56.3	56.4	12:02	-	-	-
12:03	56.8	56.4	12:03	-	-	-
12:04	56.3	56.4	12:04	-	-	-
12:05	56.3	56.3	12:05	-	-	-
12:06	56.5	56.4	12:06	-	-	-
12:07	56.0	56.4	12:07	-	-	-
12:08	56.5	56.4	12:08	-	-	-
12:09	56.3	56.4	12:09	-	-	-
12:10	56.8	56.4	12:10	-	-	-
12:11	56.5	56.4	12:11	-	-	-
12:12	56.8	56.4	12:12	-	-	-
12:13	57.8	56.5	12:13	-	-	-
12:14	56.3	56.5	12:14	-	-	-
12:15	56.5	56.5	12:15	-	-	-
12:16	56.0	56.5	12:16	-	-	-
12:17	56.5	56.5	12:17	-	-	-
12:18	56.0	56.5	12:18	-	-	-
12:19	56.3	56.5	12:19	-	-	-
12:20	56.0	56.4	12:20	-	-	-
12:21	56.5	56.4	12:21	-	-	-
12:22	56.0	56.4	12:22	-	-	-
12:23	56.0	56.4	12:23	-	-	-
12:24	56.3	56.4	12:24	-	-	-
12:25	56.0	56.4	12:25	-	-	-
12:26	56.3	56.3	12:26	-	-	-
12:27	56.0	56.3	12:27	-	-	-
12:28	56.5	56.2	12:28	-	-	-
12:29	57.0	56.3	12:29	-	-	-
12:30	57.0	56.3	12:30	-	-	-
12:31	57.0	56.4	12:31	-	-	-
12:32	56.8	56.4	12:32	-	-	-
12:33	56.8	56.4	12:33	-	-	-
12:34	57.0	56.5	12:34	-	-	-
12:35	56.5	56.5	12:35	-	-	-
12:36	57.0	56.5	12:36	-	-	-
12:37	56.8	56.6	12:37	-	-	-
12:38	56.8	56.6	12:38	-	-	-
12:39	56.5	56.7	12:39	-	-	-
12:40	56.8	56.7	12:40	-	-	-
12:41	56.3	56.7	12:41	-	-	-

Grand Union Bowling Alley Site
BCP #360222
150 Westchester Avenue, Port Chester
February 28, 2025

PARTICULATE DATA						
Upwind			Downwind			Exceeds Particulate Alarm Limit
Time	Concentration (ug/m^3)	15-Min Avg Concentration (ug/m^3)	Time	Concentration (ug/m^3)	15-Min Avg Concentration (ug/m^3)	
12:42	56.3	56.7	12:42	-	-	-
12:43	56.3	56.7	12:43	-	-	-
12:44	56.3	56.7	12:44	-	-	-
12:45	56.0	56.6	12:45	-	-	-
12:46	56.0	56.5	12:46	-	-	-
12:47	56.3	56.5	12:47	-	-	-
12:48	56.3	56.5	12:48	-	-	-
12:49	56.3	56.4	12:49	-	-	-
12:50	56.3	56.4	12:50	-	-	-
12:51	56.3	56.3	12:51	-	-	-
12:52	56.0	56.3	12:52	-	-	-
12:53	56.3	56.3	12:53	-	-	-
12:54	56.5	56.3	12:54	-	-	-
12:55	56.5	56.2	12:55	-	-	-
12:56	56.8	56.3	12:56	-	-	-
12:57	57.0	56.3	12:57	-	-	-
12:58	57.3	56.4	12:58	-	-	-
12:59	56.0	56.4	12:59	-	-	-
13:00	57.5	56.5	13:00	-	-	-
13:01	57.0	56.5	13:01	-	-	-
13:02	57.0	56.6	13:02	-	-	-
13:03	56.8	56.6	13:03	-	-	-
13:04	57.3	56.7	13:04	-	-	-
13:05	58.8	56.9	13:05	-	-	-
13:06	57.3	56.9	13:06	-	-	-
13:07	57.3	57.0	13:07	-	-	-
13:08	57.0	57.1	13:08	-	-	-
13:09	57.0	57.1	13:09	-	-	-
13:10	57.0	57.1	13:10	-	-	-
13:11	57.0	57.1	13:11	-	-	-
13:12	57.0	57.1	13:12	-	-	-
13:13	57.0	57.1	13:13	-	-	-
13:14	57.0	57.2	13:14	-	-	-
13:15	57.3	57.2	13:15	-	-	-
13:16	57.0	57.2	13:16	-	-	-
13:17	57.0	57.2	13:17	-	-	-
13:18	57.3	57.2	13:18	-	-	-
13:19	58.5	57.3	13:19	-	-	-
13:20	57.0	57.2	13:20	-	-	-
13:21	56.8	57.1	13:21	-	-	-
13:22	56.5	57.1	13:22	-	-	-
13:23	57.3	57.1	13:23	-	-	-
13:24	56.8	57.1	13:24	-	-	-
13:25	57.3	57.1	13:25	-	-	-
13:26	57.3	57.1	13:26	-	-	-
13:27	57.8	57.2	13:27	-	-	-
13:28	57.0	57.2	13:28	-	-	-
13:29	57.3	57.2	13:29	-	-	-

Grand Union Bowling Alley Site
BCP #360222
150 Westchester Avenue, Port Chester
February 28, 2025

PARTICULATE DATA						
Upwind			Downwind			Exceeds Particulate Alarm Limit
Time	Concentration (ug/m^3)	15-Min Avg Concentration (ug/m^3)	Time	Concentration (ug/m^3)	15-Min Avg Concentration (ug/m^3)	
13:30	57.0	57.2	13:30	-	-	-
13:31	57.5	57.2	13:31	-	-	-
13:32	57.0	57.2	13:32	-	-	-
13:33	57.3	57.2	13:33	-	-	-
13:34	57.8	57.2	13:34	-	-	-
13:35	57.0	57.2	13:35	-	-	-
13:36	57.0	57.2	13:36	-	-	-
13:37	61.0	57.5	13:37	-	-	-
13:38	56.5	57.4	13:38	-	-	-
13:39	56.5	57.4	13:39	-	-	-
13:40	57.5	57.4	13:40	-	-	-
13:41	57.0	57.4	13:41	-	-	-
13:42	57.8	57.4	13:42	-	-	-
13:43	57.8	57.5	13:43	-	-	-
13:44	57.5	57.5	13:44	-	-	-
13:45	57.8	57.5	13:45	-	-	-
13:46	56.5	57.5	13:46	-	-	-
13:47	56.8	57.4	13:47	-	-	-
13:48	57.3	57.4	13:48	-	-	-
13:49	57.0	57.4	13:49	-	-	-
13:50	56.8	57.4	13:50	-	-	-
13:51	57.0	57.4	13:51	-	-	-
13:52	72.5	58.1	13:52	-	-	-
13:53	60.8	58.4	13:53	-	-	-
13:54	56.5	58.4	13:54	-	-	-
13:55	57.0	58.4	13:55	-	-	-
13:56	56.8	58.4	13:56	-	-	-
13:57	63.5	58.8	13:57	-	-	-
13:58	60.0	58.9	13:58	-	-	-
13:59	59.0	59.0	13:59	-	-	-
14:00	58.3	59.0	14:00	-	-	-
14:01	58.0	59.1	14:01	-	-	-
14:02	58.3	59.2	14:02	-	-	-
14:03	57.0	59.2	14:03	-	-	-
14:04	57.3	59.2	14:04	-	-	-
14:05	57.0	59.3	14:05	-	-	-
14:06	57.0	59.3	14:06	-	-	-
14:07	57.8	58.3	14:07	-	-	-
14:08	57.8	58.1	14:08	-	-	-
14:09	57.3	58.1	14:09	-	-	-
14:10	57.0	58.1	14:10	-	-	-
14:11	57.0	58.1	14:11	-	-	-
14:12	57.0	57.7	14:12	-	-	-
14:13	57.0	57.5	14:13	-	-	-
14:14	57.0	57.4	14:14	-	-	-
14:15	57.0	57.3	14:15	-	-	-
14:16	56.8	57.2	14:16	-	-	-
14:17	57.0	57.1	14:17	-	-	-

Grand Union Bowling Alley Site
BCP #360222
150 Westchester Avenue, Port Chester
February 28, 2025

PARTICULATE DATA						
Upwind			Downwind			Exceeds Particulate Alarm Limit
Time	Concentration (ug/m^3)	15-Min Avg Concentration (ug/m^3)	Time	Concentration (ug/m^3)	15-Min Avg Concentration (ug/m^3)	
14:18	57.0	57.1	14:18	-	-	-
14:19	58.3	57.2	14:19	-	-	-
14:20	57.8	57.2	14:20	-	-	-
14:21	61.3	57.5	14:21	-	-	-
14:22	57.8	57.5	14:22	-	-	-
14:23	58.8	57.6	14:23	-	-	-
14:24	57.3	57.6	14:24	-	-	-
14:25	57.8	57.6	14:25	-	-	-
14:26	57.8	57.7	14:26	-	-	-
14:27	57.3	57.7	14:27	-	-	-
14:28	57.8	57.8	14:28	-	-	-
14:29	57.3	57.8	14:29	-	-	-
14:30	57.5	57.8	14:30	-	-	-
14:31	58.8	57.9	14:31	-	-	-
14:32	57.3	58.0	14:32	-	-	-
14:33	57.0	58.0	14:33	-	-	-
14:34	58.0	57.9	14:34	-	-	-
14:35	58.8	58.0	14:35	-	-	-
14:36	57.5	57.8	14:36	-	-	-
14:37	57.8	57.8	14:37	-	-	-
14:38	58.0	57.7	14:38	-	-	-
14:39	57.3	57.7	14:39	-	-	-
14:40	57.8	57.7	14:40	-	-	-
14:41	58.3	57.7	14:41	-	-	-
14:42	58.0	57.8	14:42	-	-	-
14:43	57.8	57.8	14:43	-	-	-
14:44	58.5	57.9	14:44	-	-	-
14:45	57.3	57.9	14:45	-	-	-
14:46	58.0	57.8	14:46	-	-	-
14:47	57.5	57.8	14:47	-	-	-
14:48	57.8	57.9	14:48	-	-	-
14:49	57.5	57.8	14:49	-	-	-
14:50	57.5	57.8	14:50	-	-	-
14:51	57.5	57.8	14:51	-	-	-
14:52	57.8	57.8	14:52	-	-	-
14:53	58.0	57.8	14:53	-	-	-
14:54	58.3	57.8	14:54	-	-	-

Grand Union Bowling Alley Site
BCP #360222
150 Westchester Avenue, Port Chester
February 28, 2025

Friday, February 28, 2025						
Number of Instances Where Downwind VOCs Exceeds Upwind VOCs + 5 =						0
Number of Comparable Data Points =						0
Start Time:						#N/A
End Time:						14:54
PID DATA						
Upwind			Downwind			
Time	Concentration (ppm)	15-Min Avg Concentration (ppm)	Time	Concentration (ppm)	15-Min Avg Concentration (ppm)	Exceeds VOC Alarm Limit
8:00	0.0	-	8:00	-	-	-
8:01	0.0	-	8:01	-	-	-
8:02	0.0	-	8:02	-	-	-
8:03	0.0	-	8:03	-	-	-
8:04	0.0	-	8:04	-	-	-
8:05	0.0	-	8:05	-	-	-
8:06	0.0	-	8:06	-	-	-
8:07	0.0	-	8:07	-	-	-
8:08	0.0	-	8:08	-	-	-
8:09	0.0	-	8:09	-	-	-
8:10	0.0	-	8:10	-	-	-
8:11	0.0	-	8:11	-	-	-
8:12	0.0	-	8:12	-	-	-
8:13	0.0	-	8:13	-	-	-
8:14	0.0	-	8:14	-	-	-
8:15	0.0	0.0	8:15	-	-	-
8:16	0.0	0.0	8:16	-	-	-
8:17	0.0	0.0	8:17	-	-	-
8:18	0.0	0.0	8:18	-	-	-
8:19	0.0	0.0	8:19	-	-	-
8:20	0.0	0.0	8:20	-	-	-
8:21	0.0	0.0	8:21	-	-	-
8:22	0.0	0.0	8:22	-	-	-
8:23	0.0	0.0	8:23	-	-	-
8:24	0.0	0.0	8:24	-	-	-
8:25	0.0	0.0	8:25	-	-	-
8:26	0.0	0.0	8:26	-	-	-
8:27	0.0	0.0	8:27	-	-	-
8:28	0.0	0.0	8:28	-	-	-
8:29	0.0	0.0	8:29	-	-	-
8:30	0.0	0.0	8:30	-	-	-
8:31	0.0	0.0	8:31	-	-	-
8:32	0.0	0.0	8:32	-	-	-
8:33	0.0	0.0	8:33	-	-	-
8:34	0.0	0.0	8:34	-	-	-
8:35	0.0	0.0	8:35	-	-	-
8:36	0.0	0.0	8:36	-	-	-
8:37	0.0	0.0	8:37	-	-	-
8:38	0.0	0.0	8:38	-	-	-
8:39	0.0	0.0	8:39	-	-	-
8:40	0.0	0.0	8:40	-	-	-
8:41	0.0	0.0	8:41	-	-	-

Grand Union Bowling Alley Site
BCP #360222
150 Westchester Avenue, Port Chester
February 28, 2025

PID DATA						
Upwind			Downwind			
Time	Concentration (ppm)	15-Min Avg Concentration (ppm)	Time	Concentration (ppm)	15-Min Avg Concentration (ppm)	Exceeds VOC Alarm Limit
8:42	0.0	0.0	8:42	-	-	-
8:43	0.0	0.0	8:43	-	-	-
8:44	0.0	0.0	8:44	-	-	-
8:45	0.0	0.0	8:45	-	-	-
8:46	0.0	0.0	8:46	-	-	-
8:47	0.0	0.0	8:47	-	-	-
8:48	0.0	0.0	8:48	-	-	-
8:49	0.0	0.0	8:49	-	-	-
8:50	0.0	0.0	8:50	-	-	-
8:51	0.0	0.0	8:51	-	-	-
8:52	0.0	0.0	8:52	-	-	-
8:53	0.0	0.0	8:53	-	-	-
8:54	0.0	0.0	8:54	-	-	-
8:55	0.0	0.0	8:55	-	-	-
8:56	0.0	0.0	8:56	-	-	-
8:57	0.0	0.0	8:57	-	-	-
8:58	0.0	0.0	8:58	-	-	-
8:59	0.0	0.0	8:59	-	-	-
9:00	0.0	0.0	9:00	-	-	-
9:01	0.0	0.0	9:01	-	-	-
9:02	0.0	0.0	9:02	-	-	-
9:03	0.0	0.0	9:03	-	-	-
9:04	0.0	0.0	9:04	-	-	-
9:05	0.0	0.0	9:05	-	-	-
9:06	0.0	0.0	9:06	-	-	-
9:07	0.0	0.0	9:07	-	-	-
9:08	0.0	0.0	9:08	-	-	-
9:09	0.0	0.0	9:09	-	-	-
9:10	0.0	0.0	9:10	-	-	-
9:11	0.0	0.0	9:11	-	-	-
9:12	0.0	0.0	9:12	-	-	-
9:13	0.0	0.0	9:13	-	-	-
9:14	0.0	0.0	9:14	-	-	-
9:15	0.0	0.0	9:15	-	-	-
9:16	0.0	0.0	9:16	-	-	-
9:17	0.0	0.0	9:17	-	-	-
9:18	0.0	0.0	9:18	-	-	-
9:19	0.0	0.0	9:19	-	-	-
9:20	0.0	0.0	9:20	-	-	-
9:21	0.0	0.0	9:21	-	-	-
9:22	0.0	0.0	9:22	-	-	-
9:23	0.0	0.0	9:23	-	-	-
9:24	0.0	0.0	9:24	-	-	-
9:25	0.0	0.0	9:25	-	-	-
9:26	0.0	0.0	9:26	-	-	-
9:27	0.0	0.0	9:27	-	-	-
9:28	0.0	0.0	9:28	-	-	-
9:29	0.0	0.0	9:29	-	-	-

Grand Union Bowling Alley Site
BCP #360222
150 Westchester Avenue, Port Chester
February 28, 2025

PID DATA						
Upwind			Downwind			
Time	Concentration (ppm)	15-Min Avg Concentration (ppm)	Time	Concentration (ppm)	15-Min Avg Concentration (ppm)	Exceeds VOC Alarm Limit
9:30	0.0	0.0	9:30	-	-	-
9:31	0.0	0.0	9:31	-	-	-
9:32	0.0	0.0	9:32	-	-	-
9:33	0.0	0.0	9:33	-	-	-
9:34	0.0	0.0	9:34	-	-	-
9:35	0.0	0.0	9:35	-	-	-
9:36	0.0	0.0	9:36	-	-	-
9:37	0.0	0.0	9:37	-	-	-
9:38	0.0	0.0	9:38	-	-	-
9:39	0.0	0.0	9:39	-	-	-
9:40	0.0	0.0	9:40	-	-	-
9:41	0.0	0.0	9:41	-	-	-
9:42	0.0	0.0	9:42	-	-	-
9:43	0.0	0.0	9:43	-	-	-
9:44	0.0	0.0	9:44	-	-	-
9:45	0.0	0.0	9:45	-	-	-
9:46	0.0	0.0	9:46	-	-	-
9:47	0.0	0.0	9:47	-	-	-
9:48	0.0	0.0	9:48	-	-	-
9:49	0.0	0.0	9:49	-	-	-
9:50	0.0	0.0	9:50	-	-	-
9:51	0.0	0.0	9:51	-	-	-
9:52	0.0	0.0	9:52	-	-	-
9:53	0.0	0.0	9:53	-	-	-
9:54	0.0	0.0	9:54	-	-	-
9:55	0.0	0.0	9:55	-	-	-
9:56	0.0	0.0	9:56	-	-	-
9:57	0.0	0.0	9:57	-	-	-
9:58	0.0	0.0	9:58	-	-	-
9:59	0.0	0.0	9:59	-	-	-
10:00	0.0	0.0	10:00	-	-	-
10:01	0.0	0.0	10:01	-	-	-
10:02	0.0	0.0	10:02	-	-	-
10:03	0.0	0.0	10:03	-	-	-
10:04	0.0	0.0	10:04	-	-	-
10:05	0.0	0.0	10:05	-	-	-
10:06	0.0	0.0	10:06	-	-	-
10:07	0.0	0.0	10:07	-	-	-
10:08	0.0	0.0	10:08	-	-	-
10:09	0.0	0.0	10:09	-	-	-
10:10	0.0	0.0	10:10	-	-	-
10:11	0.0	0.0	10:11	-	-	-
10:12	0.0	0.0	10:12	-	-	-
10:13	0.0	0.0	10:13	-	-	-
10:14	0.0	0.0	10:14	-	-	-
10:15	0.0	0.0	10:15	-	-	-
10:16	0.0	0.0	10:16	-	-	-
10:17	0.0	0.0	10:17	-	-	-

Grand Union Bowling Alley Site
BCP #360222
150 Westchester Avenue, Port Chester
February 28, 2025

PID DATA						
Upwind			Downwind			
Time	Concentration (ppm)	15-Min Avg Concentration (ppm)	Time	Concentration (ppm)	15-Min Avg Concentration (ppm)	Exceeds VOC Alarm Limit
10:18	0.0	0.0	10:18	-	-	-
10:19	0.0	0.0	10:19	-	-	-
10:20	0.0	0.0	10:20	-	-	-
10:21	0.0	0.0	10:21	-	-	-
10:22	0.0	0.0	10:22	-	-	-
10:23	0.0	0.0	10:23	-	-	-
10:24	0.0	0.0	10:24	-	-	-
10:25	0.0	0.0	10:25	-	-	-
10:26	0.0	0.0	10:26	-	-	-
10:27	0.0	0.0	10:27	-	-	-
10:28	0.0	0.0	10:28	-	-	-
10:29	0.0	0.0	10:29	-	-	-
10:30	0.0	0.0	10:30	-	-	-
10:31	0.0	0.0	10:31	-	-	-
10:32	0.0	0.0	10:32	-	-	-
10:33	0.0	0.0	10:33	-	-	-
10:34	0.0	0.0	10:34	-	-	-
10:35	0.0	0.0	10:35	-	-	-
10:36	0.0	0.0	10:36	-	-	-
10:37	0.0	0.0	10:37	-	-	-
10:38	0.0	0.0	10:38	-	-	-
10:39	0.0	0.0	10:39	-	-	-
10:40	0.0	0.0	10:40	-	-	-
10:41	0.0	0.0	10:41	-	-	-
10:42	0.0	0.0	10:42	-	-	-
10:43	0.0	0.0	10:43	-	-	-
10:44	0.0	0.0	10:44	-	-	-
10:45	0.0	0.0	10:45	-	-	-
10:46	0.0	0.0	10:46	-	-	-
10:47	0.0	0.0	10:47	-	-	-
10:48	0.0	0.0	10:48	-	-	-
10:49	0.0	0.0	10:49	-	-	-
10:50	0.0	0.0	10:50	-	-	-
10:51	0.0	0.0	10:51	-	-	-
10:52	0.0	0.0	10:52	-	-	-
10:53	0.0	0.0	10:53	-	-	-
10:54	0.0	0.0	10:54	-	-	-
10:55	0.0	0.0	10:55	-	-	-
10:56	0.0	0.0	10:56	-	-	-
10:57	0.0	0.0	10:57	-	-	-
10:58	0.0	0.0	10:58	-	-	-
10:59	0.0	0.0	10:59	-	-	-
11:00	0.0	0.0	11:00	-	-	-
11:01	0.0	0.0	11:01	-	-	-
11:02	0.0	0.0	11:02	-	-	-
11:03	0.0	0.0	11:03	-	-	-
11:04	0.0	0.0	11:04	-	-	-
11:05	0.0	0.0	11:05	-	-	-

Grand Union Bowling Alley Site
BCP #360222
150 Westchester Avenue, Port Chester
February 28, 2025

PID DATA						
Upwind			Downwind			
Time	Concentration (ppm)	15-Min Avg Concentration (ppm)	Time	Concentration (ppm)	15-Min Avg Concentration (ppm)	Exceeds VOC Alarm Limit
11:06	0.0	0.0	11:06	-	-	-
11:07	0.0	0.0	11:07	-	-	-
11:08	0.0	0.0	11:08	-	-	-
11:09	0.0	0.0	11:09	-	-	-
11:10	0.0	0.0	11:10	-	-	-
11:11	0.0	0.0	11:11	-	-	-
11:12	0.0	0.0	11:12	-	-	-
11:13	0.0	0.0	11:13	-	-	-
11:14	0.0	0.0	11:14	-	-	-
11:15	0.0	0.0	11:15	-	-	-
11:16	0.0	0.0	11:16	-	-	-
11:17	0.0	0.0	11:17	-	-	-
11:18	0.0	0.0	11:18	-	-	-
11:19	0.0	0.0	11:19	-	-	-
11:20	0.0	0.0	11:20	-	-	-
11:21	0.0	0.0	11:21	-	-	-
11:22	0.0	0.0	11:22	-	-	-
11:23	0.0	0.0	11:23	-	-	-
11:24	0.0	0.0	11:24	-	-	-
11:25	0.0	0.0	11:25	-	-	-
11:26	0.0	0.0	11:26	-	-	-
11:27	0.0	0.0	11:27	-	-	-
11:28	0.0	0.0	11:28	-	-	-
11:29	0.0	0.0	11:29	-	-	-
11:30	0.0	0.0	11:30	-	-	-
11:31	0.0	0.0	11:31	-	-	-
11:32	0.0	0.0	11:32	-	-	-
11:33	0.0	0.0	11:33	-	-	-
11:34	0.0	0.0	11:34	-	-	-
11:35	0.0	0.0	11:35	-	-	-
11:36	0.0	0.0	11:36	-	-	-
11:37	0.0	0.0	11:37	-	-	-
11:38	0.0	0.0	11:38	-	-	-
11:39	0.0	0.0	11:39	-	-	-
11:40	0.0	0.0	11:40	-	-	-
11:41	0.0	0.0	11:41	-	-	-
11:42	0.0	0.0	11:42	-	-	-
11:43	0.0	0.0	11:43	-	-	-
11:44	0.0	0.0	11:44	-	-	-
11:45	0.0	0.0	11:45	-	-	-
11:46	0.0	0.0	11:46	-	-	-
11:47	0.0	0.0	11:47	-	-	-
11:48	0.0	0.0	11:48	-	-	-
11:49	0.0	0.0	11:49	-	-	-
11:50	0.0	0.0	11:50	-	-	-
11:51	0.0	0.0	11:51	-	-	-
11:52	0.0	0.0	11:52	-	-	-
11:53	0.0	0.0	11:53	-	-	-

Grand Union Bowling Alley Site
BCP #360222
150 Westchester Avenue, Port Chester
February 28, 2025

PID DATA						
Upwind			Downwind			
Time	Concentration (ppm)	15-Min Avg Concentration (ppm)	Time	Concentration (ppm)	15-Min Avg Concentration (ppm)	Exceeds VOC Alarm Limit
11:54	0.0	0.0	11:54	-	-	-
11:55	0.0	0.0	11:55	-	-	-
11:56	0.0	0.0	11:56	-	-	-
11:57	0.0	0.0	11:57	-	-	-
11:58	0.0	0.0	11:58	-	-	-
11:59	0.0	0.0	11:59	-	-	-
12:00	0.0	0.0	12:00	-	-	-
12:01	0.0	0.0	12:01	-	-	-
12:02	0.0	0.0	12:02	-	-	-
12:03	0.0	0.0	12:03	-	-	-
12:04	0.0	0.0	12:04	-	-	-
12:05	0.0	0.0	12:05	-	-	-
12:06	0.0	0.0	12:06	-	-	-
12:07	0.0	0.0	12:07	-	-	-
12:08	0.0	0.0	12:08	-	-	-
12:09	0.0	0.0	12:09	-	-	-
12:10	0.0	0.0	12:10	-	-	-
12:11	0.0	0.0	12:11	-	-	-
12:12	0.0	0.0	12:12	-	-	-
12:13	0.0	0.0	12:13	-	-	-
12:14	0.0	0.0	12:14	-	-	-
12:15	0.0	0.0	12:15	-	-	-
12:16	0.0	0.0	12:16	-	-	-
12:17	0.0	0.0	12:17	-	-	-
12:18	0.0	0.0	12:18	-	-	-
12:19	0.0	0.0	12:19	-	-	-
12:20	0.0	0.0	12:20	-	-	-
12:21	0.0	0.0	12:21	-	-	-
12:22	0.0	0.0	12:22	-	-	-
12:23	0.0	0.0	12:23	-	-	-
12:24	0.0	0.0	12:24	-	-	-
12:25	0.0	0.0	12:25	-	-	-
12:26	0.0	0.0	12:26	-	-	-
12:27	0.0	0.0	12:27	-	-	-
12:28	0.0	0.0	12:28	-	-	-
12:29	0.0	0.0	12:29	-	-	-
12:30	0.0	0.0	12:30	-	-	-
12:31	0.0	0.0	12:31	-	-	-
12:32	0.0	0.0	12:32	-	-	-
12:33	0.0	0.0	12:33	-	-	-
12:34	0.0	0.0	12:34	-	-	-
12:35	0.0	0.0	12:35	-	-	-
12:36	0.0	0.0	12:36	-	-	-
12:37	0.0	0.0	12:37	-	-	-
12:38	0.0	0.0	12:38	-	-	-
12:39	0.0	0.0	12:39	-	-	-
12:40	0.0	0.0	12:40	-	-	-
12:41	0.0	0.0	12:41	-	-	-

Grand Union Bowling Alley Site
BCP #360222
150 Westchester Avenue, Port Chester
February 28, 2025

PID DATA						
Upwind			Downwind			
Time	Concentration (ppm)	15-Min Avg Concentration (ppm)	Time	Concentration (ppm)	15-Min Avg Concentration (ppm)	Exceeds VOC Alarm Limit
12:42	0.0	0.0	12:42	-	-	-
12:43	0.0	0.0	12:43	-	-	-
12:44	0.0	0.0	12:44	-	-	-
12:45	0.0	0.0	12:45	-	-	-
12:46	0.0	0.0	12:46	-	-	-
12:47	0.0	0.0	12:47	-	-	-
12:48	0.0	0.0	12:48	-	-	-
12:49	0.0	0.0	12:49	-	-	-
12:50	0.0	0.0	12:50	-	-	-
12:51	0.0	0.0	12:51	-	-	-
12:52	0.0	0.0	12:52	-	-	-
12:53	0.0	0.0	12:53	-	-	-
12:54	0.0	0.0	12:54	-	-	-
12:55	0.0	0.0	12:55	-	-	-
12:56	0.0	0.0	12:56	-	-	-
12:57	0.0	0.0	12:57	-	-	-
12:58	0.0	0.0	12:58	-	-	-
12:59	0.0	0.0	12:59	-	-	-
13:00	0.0	0.0	13:00	-	-	-
13:01	0.0	0.0	13:01	-	-	-
13:02	0.0	0.0	13:02	-	-	-
13:03	0.0	0.0	13:03	-	-	-
13:04	0.0	0.0	13:04	-	-	-
13:05	0.0	0.0	13:05	-	-	-
13:06	0.0	0.0	13:06	-	-	-
13:07	0.0	0.0	13:07	-	-	-
13:08	0.0	0.0	13:08	-	-	-
13:09	0.0	0.0	13:09	-	-	-
13:10	0.0	0.0	13:10	-	-	-
13:11	0.0	0.0	13:11	-	-	-
13:12	0.0	0.0	13:12	-	-	-
13:13	0.0	0.0	13:13	-	-	-
13:14	0.0	0.0	13:14	-	-	-
13:15	0.0	0.0	13:15	-	-	-
13:16	0.0	0.0	13:16	-	-	-
13:17	0.0	0.0	13:17	-	-	-
13:18	0.0	0.0	13:18	-	-	-
13:19	0.0	0.0	13:19	-	-	-
13:20	0.0	0.0	13:20	-	-	-
13:21	0.0	0.0	13:21	-	-	-
13:22	0.0	0.0	13:22	-	-	-
13:23	0.0	0.0	13:23	-	-	-
13:24	0.0	0.0	13:24	-	-	-
13:25	0.0	0.0	13:25	-	-	-
13:26	0.0	0.0	13:26	-	-	-
13:27	0.0	0.0	13:27	-	-	-
13:28	0.0	0.0	13:28	-	-	-
13:29	0.0	0.0	13:29	-	-	-

Grand Union Bowling Alley Site
BCP #360222
150 Westchester Avenue, Port Chester
February 28, 2025

PID DATA						
Upwind			Downwind			
Time	Concentration (ppm)	15-Min Avg Concentration (ppm)	Time	Concentration (ppm)	15-Min Avg Concentration (ppm)	Exceeds VOC Alarm Limit
13:30	0.0	0.0	13:30	-	-	-
13:31	0.0	0.0	13:31	-	-	-
13:32	0.0	0.0	13:32	-	-	-
13:33	0.0	0.0	13:33	-	-	-
13:34	0.0	0.0	13:34	-	-	-
13:35	0.0	0.0	13:35	-	-	-
13:36	0.0	0.0	13:36	-	-	-
13:37	0.0	0.0	13:37	-	-	-
13:38	0.0	0.0	13:38	-	-	-
13:39	0.0	0.0	13:39	-	-	-
13:40	0.0	0.0	13:40	-	-	-
13:41	0.0	0.0	13:41	-	-	-
13:42	0.0	0.0	13:42	-	-	-
13:43	0.0	0.0	13:43	-	-	-
13:44	0.0	0.0	13:44	-	-	-
13:45	0.0	0.0	13:45	-	-	-
13:46	0.0	0.0	13:46	-	-	-
13:47	0.0	0.0	13:47	-	-	-
13:48	0.0	0.0	13:48	-	-	-
13:49	0.0	0.0	13:49	-	-	-
13:50	0.0	0.0	13:50	-	-	-
13:51	0.0	0.0	13:51	-	-	-
13:52	0.0	0.0	13:52	-	-	-
13:53	0.0	0.0	13:53	-	-	-
13:54	0.0	0.0	13:54	-	-	-
13:55	0.0	0.0	13:55	-	-	-
13:56	0.0	0.0	13:56	-	-	-
13:57	0.0	0.0	13:57	-	-	-
13:58	0.0	0.0	13:58	-	-	-
13:59	0.0	0.0	13:59	-	-	-
14:00	0.0	0.0	14:00	-	-	-
14:01	0.0	0.0	14:01	-	-	-
14:02	0.0	0.0	14:02	-	-	-
14:03	0.0	0.0	14:03	-	-	-
14:04	0.0	0.0	14:04	-	-	-
14:05	0.0	0.0	14:05	-	-	-
14:06	0.0	0.0	14:06	-	-	-
14:07	0.0	0.0	14:07	-	-	-
14:08	0.0	0.0	14:08	-	-	-
14:09	0.0	0.0	14:09	-	-	-
14:10	0.0	0.0	14:10	-	-	-
14:11	0.0	0.0	14:11	-	-	-
14:12	0.0	0.0	14:12	-	-	-
14:13	0.0	0.0	14:13	-	-	-
14:14	0.0	0.0	14:14	-	-	-
14:15	0.0	0.0	14:15	-	-	-
14:16	0.0	0.0	14:16	-	-	-
14:17	0.0	0.0	14:17	-	-	-

Grand Union Bowling Alley Site
BCP #360222
150 Westchester Avenue, Port Chester
February 28, 2025

PID DATA						
Upwind			Downwind			
Time	Concentration (ppm)	15-Min Avg Concentration (ppm)	Time	Concentration (ppm)	15-Min Avg Concentration (ppm)	Exceeds VOC Alarm Limit
14:18	0.0	0.0	14:18	-	-	-
14:19	0.0	0.0	14:19	-	-	-
14:20	0.0	0.0	14:20	-	-	-
14:21	0.0	0.0	14:21	-	-	-
14:22	0.0	0.0	14:22	-	-	-
14:23	0.0	0.0	14:23	-	-	-
14:24	0.0	0.0	14:24	-	-	-
14:25	0.0	0.0	14:25	-	-	-
14:26	0.0	0.0	14:26	-	-	-
14:27	0.0	0.0	14:27	-	-	-
14:28	0.0	0.0	14:28	-	-	-
14:29	0.0	0.0	14:29	-	-	-
14:30	0.0	0.0	14:30	-	-	-
14:31	0.0	0.0	14:31	-	-	-
14:32	0.0	0.0	14:32	-	-	-
14:33	0.0	0.0	14:33	-	-	-
14:34	0.0	0.0	14:34	-	-	-
14:35	0.0	0.0	14:35	-	-	-
14:36	0.0	0.0	14:36	-	-	-
14:37	0.0	0.0	14:37	-	-	-
14:38	0.0	0.0	14:38	-	-	-
14:39	0.0	0.0	14:39	-	-	-
14:40	0.0	0.0	14:40	-	-	-
14:41	0.0	0.0	14:41	-	-	-
14:42	0.0	0.0	14:42	-	-	-
14:43	0.0	0.0	14:43	-	-	-
14:44	0.0	0.0	14:44	-	-	-
14:45	0.0	0.0	14:45	-	-	-
14:46	0.0	0.0	14:46	-	-	-
14:47	0.0	0.0	14:47	-	-	-
14:48	0.0	0.0	14:48	-	-	-
14:49	0.0	0.0	14:49	-	-	-
14:50	0.0	0.0	14:50	-	-	-
14:51	0.0	0.0	14:51	-	-	-
14:52	0.0	0.0	14:52	-	-	-
14:53	0.0	0.0	14:53	-	-	-
14:54	0.0	0.0	14:54	-	-	-

SESI CONSULTING ENGINEERS

959 US-46 Floor 3, Suite 300 - Parsippany-Troy Hills, NJ

DAILY AIR MONITORING REPORT
150 Westchester Avenue
Port Chester, New York

03/03/2025

Rev. No. 0 | Page 1 of 2

Project Number: 11895A

Dust Action Level: 150 µg/m^3

VOC Action Level: 5 ppm

Weather Data Range for Work Day		Wind Direction	WNW	Relative Humidity (%)	36.0 - 71.0	Daily Rain Total (in)	0.00	Readings in the summary table and graphs below are the reported downwind concentrations.
Temperature (°F)	21.0 - 37.0	Wind Speed (MPH)	1.1 - 3.9	Barometer (inHg)	30.20 - 30.30	Avg. Dew Point Temp (°F)	13.1	

Station Location	Daily Avg. Dust Concentration (µg/m^3)	Max 15-Min Dust Concentration (µg/m^3)	Time of Max Dust Reading	Daily Avg. VOC Concentration (ppm)	Max 15-Min VOC Concentration (ppm)	Time of Max VOC Reading
Upwind	22.9	61.8	11:39	0.0	0.0	8:30
Downwind	52.1	59.6	14:00	0.0	0.0	8:32

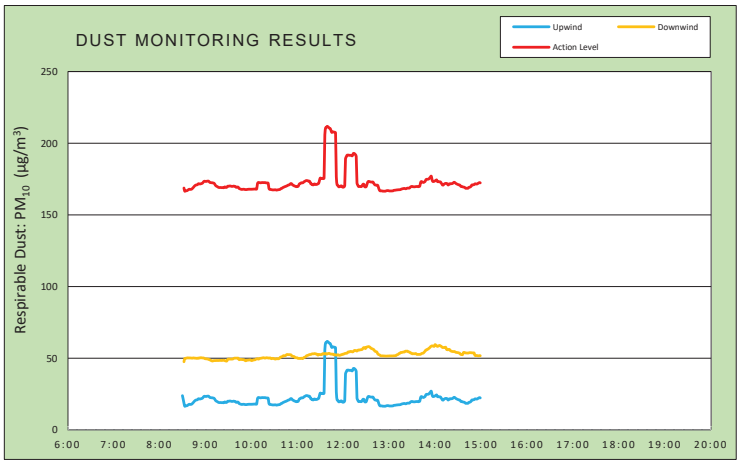

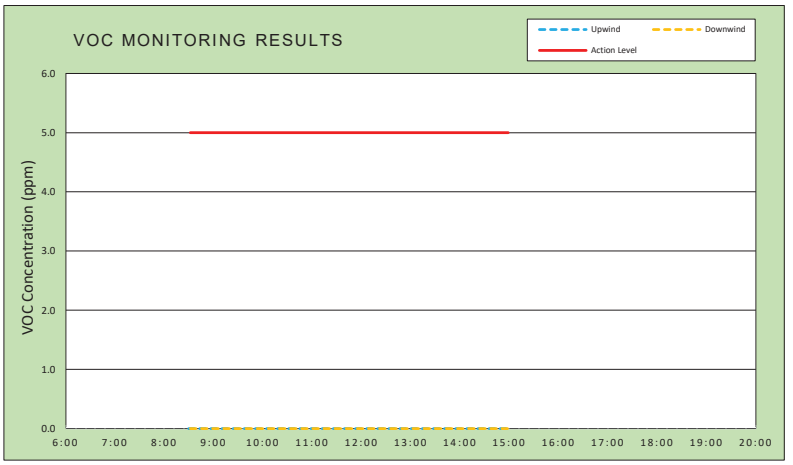

Air Monitoring Notes:

Weather Notes:

EMILCOTT
A Triumvirate Environmental Company

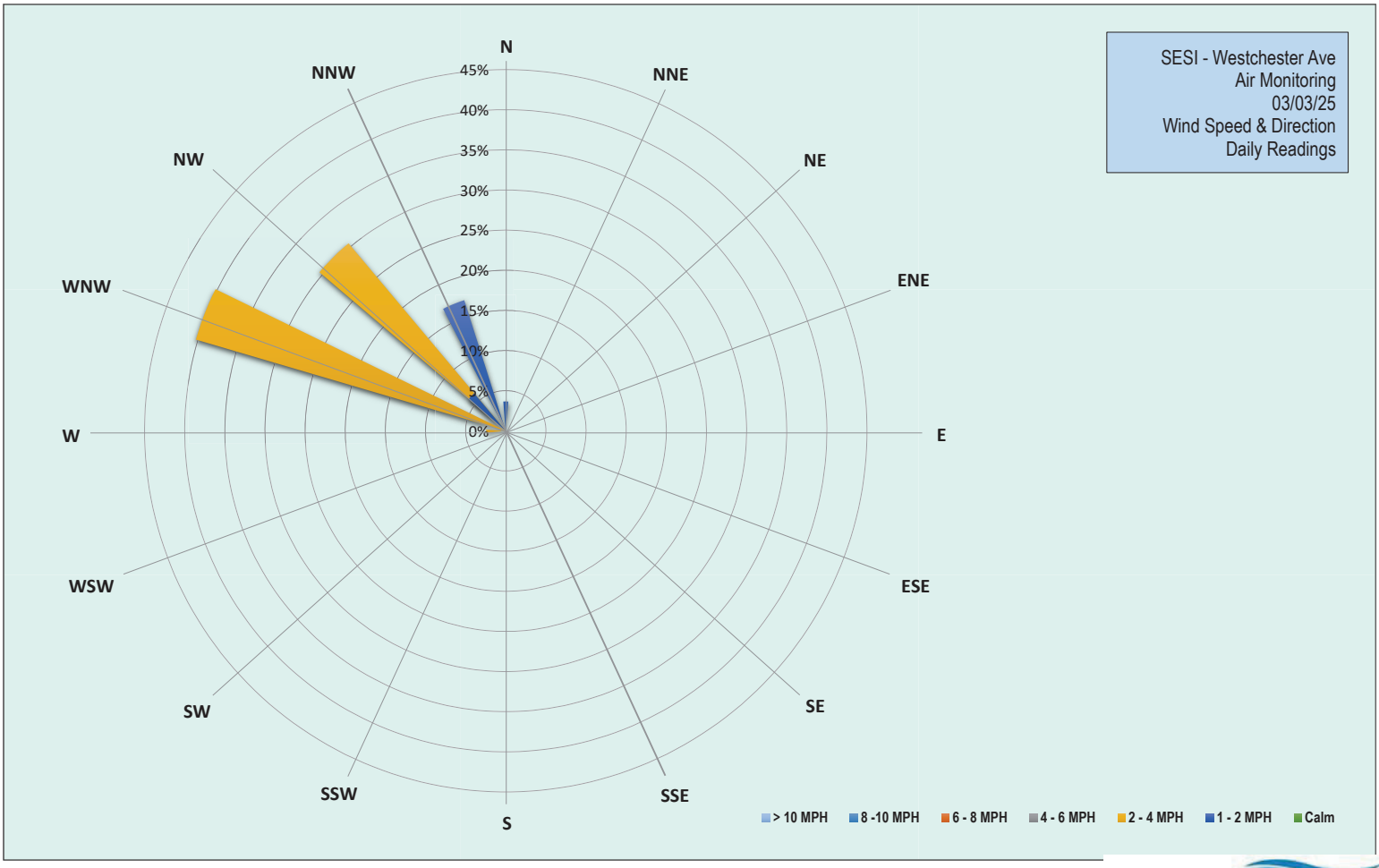

EMILCOTT
A Triumvirate Environmental Company

Grand Union Bowling Alley Site
BCP #360222
150 Westchester Avenue, Port Chester
March 3, 2025

Monday, March 3, 2025						
Number of Instances Where Downwind Particulates Exceeds Upwind Particulate + 150 =						0
Number of Comparable Data Points =						388
Start Time:						8:15
End Time:						14:59
PARTICULATE DATA						
Upwind			Downwind			Exceeds Particulate Alarm Limit
Time	Concentration (ug/m^3)	15-Min Avg Concentration (ug/m^3)	Time	Concentration (ug/m^3)	15-Min Avg Concentration (ug/m^3)	
8:15	47.0	-	8:15	-	-	-
8:16	52.8	-	8:16	-	-	-
8:17	55.0	-	8:17	16.0	-	-
8:18	50.0	-	8:18	16.3	-	-
8:19	15.5	-	8:19	48.8	-	-
8:20	16.8	-	8:20	49.2	-	-
8:21	18.3	-	8:21	49.2	-	-
8:22	15.5	-	8:22	49.2	-	-
8:23	15.5	-	8:23	50.0	-	-
8:24	15.5	-	8:24	49.6	-	-
8:25	19.3	-	8:25	49.8	-	-
8:26	18.0	-	8:26	49.8	-	-
8:27	16.8	-	8:27	50.0	-	-
8:28	16.3	-	8:28	50.4	-	-
8:29	16.5	-	8:29	50.8	-	-
8:30	17.5	23.9	8:30	50.4	-	-
8:31	15.0	21.4	8:31	50.2	-	-
8:32	15.3	18.8	8:32	50.0	47.6	-
8:33	16.5	16.5	8:33	50.0	49.8	-
8:34	18.0	16.7	8:34	50.8	50.0	-
8:35	19.3	16.9	8:35	50.8	50.1	-
8:36	19.3	16.9	8:36	51.4	50.2	-
8:37	20.8	17.3	8:37	50.3	50.3	-
8:38	21.0	17.7	8:38	49.3	50.2	-
8:39	19.5	17.9	8:39	49.5	50.2	-
8:40	17.8	17.8	8:40	49.8	50.2	-
8:41	18.5	17.9	8:41	49.3	50.2	-
8:42	18.8	18.0	8:42	49.0	50.1	-
8:43	23.3	18.5	8:43	50.0	50.1	-
8:44	25.0	19.0	8:44	53.0	50.2	-
8:45	27.0	19.7	8:45	49.8	50.2	-
8:46	24.0	20.3	8:46	49.0	50.1	-
8:47	21.5	20.7	8:47	49.3	50.1	-
8:48	20.0	20.9	8:48	49.5	50.0	-
8:49	19.3	21.0	8:49	49.3	49.9	-
8:50	24.5	21.3	8:50	53.5	50.1	-
8:51	26.0	21.8	8:51	49.5	50.0	-
8:52	19.0	21.7	8:52	54.3	50.3	-
8:53	20.0	21.6	8:53	49.3	50.3	-
8:54	21.3	21.7	8:54	51.8	50.4	-
8:55	20.8	21.9	8:55	48.5	50.3	-

Grand Union Bowling Alley Site
BCP #360222
150 Westchester Avenue, Port Chester
March 3, 2025

PARTICULATE DATA						
Upwind			Downwind			Exceeds Particulate Alarm Limit
Time	Concentration (ug/m^3)	15-Min Avg Concentration (ug/m^3)	Time	Concentration (ug/m^3)	15-Min Avg Concentration (ug/m^3)	
8:56	21.3	22.1	8:56	48.0	50.2	-
8:57	27.8	22.7	8:57	49.0	50.2	-
8:58	32.8	23.3	8:58	48.8	50.2	-
8:59	27.5	23.5	8:59	48.0	49.8	-
9:00	25.5	23.4	9:00	47.8	49.7	-
9:01	23.3	23.4	9:01	48.0	49.6	-
9:02	24.0	23.5	9:02	48.5	49.6	-
9:03	20.8	23.6	9:03	47.5	49.4	-
9:04	19.5	23.6	9:04	47.8	49.3	-
9:05	17.5	23.1	9:05	48.8	49.0	-
9:06	18.8	22.6	9:06	48.3	48.9	-
9:07	17.8	22.6	9:07	48.0	48.5	-
9:08	18.5	22.5	9:08	47.0	48.4	-
9:09	21.0	22.4	9:09	47.5	48.1	-
9:10	18.5	22.3	9:10	50.3	48.2	-
9:11	19.5	22.2	9:11	50.5	48.4	-
9:12	20.0	21.7	9:12	49.5	48.4	-
9:13	19.3	20.8	9:13	48.8	48.4	-
9:14	19.3	20.2	9:14	48.5	48.4	-
9:15	21.0	19.9	9:15	48.0	48.5	-
9:16	18.8	19.6	9:16	48.0	48.5	-
9:17	18.8	19.3	9:17	48.5	48.5	-
9:18	18.8	19.1	9:18	48.0	48.5	-
9:19	19.3	19.1	9:19	48.5	48.5	-
9:20	18.0	19.1	9:20	48.3	48.5	-
9:21	17.5	19.1	9:21	47.8	48.5	-
9:22	17.5	19.0	9:22	48.8	48.5	-
9:23	19.5	19.1	9:23	47.5	48.6	-
9:24	18.5	18.9	9:24	48.5	48.6	-
9:25	27.0	19.5	9:25	47.8	48.5	-
9:26	18.3	19.4	9:26	47.0	48.2	-
9:27	16.3	19.2	9:27	48.0	48.1	-
9:28	21.8	19.3	9:28	47.8	48.1	-
9:29	29.3	20.0	9:29	64.5	49.1	-
9:30	21.3	20.0	9:30	52.5	49.4	-
9:31	20.0	20.1	9:31	48.8	49.5	-
9:32	20.0	20.2	9:32	47.5	49.4	-
9:33	17.8	20.1	9:33	48.8	49.5	-
9:34	16.8	20.0	9:34	48.0	49.4	-
9:35	17.3	19.9	9:35	48.8	49.5	-
9:36	18.8	20.0	9:36	49.3	49.6	-
9:37	19.3	20.1	9:37	53.8	49.9	-
9:38	17.0	19.9	9:38	50.5	50.1	-
9:39	17.8	19.9	9:39	48.5	50.1	-
9:40	18.0	19.3	9:40	48.0	50.1	-
9:41	18.8	19.3	9:41	47.0	50.1	-
9:42	18.5	19.5	9:42	47.8	50.1	-
9:43	19.0	19.3	9:43	47.0	50.0	-

Grand Union Bowling Alley Site
BCP #360222
150 Westchester Avenue, Port Chester
March 3, 2025

PARTICULATE DATA						
Upwind			Downwind			Exceeds Particulate Alarm Limit
Time	Concentration (ug/m^3)	15-Min Avg Concentration (ug/m^3)	Time	Concentration (ug/m^3)	15-Min Avg Concentration (ug/m^3)	
9:44	17.0	18.5	9:44	49.3	49.0	-
9:45	17.5	18.2	9:45	55.3	49.2	-
9:46	17.0	18.0	9:46	48.5	49.2	-
9:47	17.3	17.8	9:47	47.5	49.2	-
9:48	17.3	17.8	9:48	47.0	49.1	-
9:49	18.3	17.9	9:49	48.3	49.1	-
9:50	17.5	17.9	9:50	47.0	49.0	-
9:51	17.5	17.8	9:51	47.3	48.8	-
9:52	17.0	17.7	9:52	47.0	48.4	-
9:53	17.3	17.7	9:53	49.3	48.3	-
9:54	17.5	17.7	9:54	54.0	48.7	-
9:55	20.3	17.8	9:55	48.0	48.7	-
9:56	19.3	17.9	9:56	48.0	48.7	-
9:57	19.8	18.0	9:57	48.5	48.8	-
9:58	18.3	17.9	9:58	48.3	48.9	-
9:59	17.3	17.9	9:59	48.8	48.8	-
10:00	17.3	17.9	10:00	49.0	48.4	-
10:01	17.8	18.0	10:01	49.3	48.5	-
10:02	17.3	18.0	10:02	50.0	48.6	-
10:03	18.3	18.0	10:03	50.5	48.9	-
10:04	18.8	18.1	10:04	48.8	48.9	-
10:05	17.0	18.0	10:05	48.5	49.0	-
10:06	17.0	18.0	10:06	52.8	49.4	-
10:07	17.8	18.0	10:07	50.3	49.6	-
10:08	73.0	21.8	10:08	52.0	49.8	-
10:09	30.5	22.6	10:09	49.0	49.4	-
10:10	19.0	22.5	10:10	49.5	49.5	-
10:11	18.8	22.5	10:11	53.8	49.9	-
10:12	18.3	22.4	10:12	49.3	50.0	-
10:13	19.5	22.5	10:13	49.8	50.1	-
10:14	18.5	22.6	10:14	50.5	50.2	-
10:15	17.3	22.6	10:15	50.8	50.3	-
10:16	17.3	22.5	10:16	50.3	50.4	-
10:17	17.3	22.5	10:17	48.0	50.2	-
10:18	18.5	22.6	10:18	48.8	50.1	-
10:19	16.3	22.4	10:19	51.3	50.3	-
10:20	16.3	22.3	10:20	49.8	50.4	-
10:21	15.8	22.3	10:21	51.5	50.3	-
10:22	16.8	22.2	10:22	49.5	50.2	-
10:23	17.8	18.5	10:23	50.0	50.1	-
10:24	20.3	17.8	10:24	51.0	50.2	-
10:25	18.3	17.8	10:25	48.3	50.2	-
10:26	17.0	17.7	10:26	47.5	49.7	-
10:27	16.8	17.6	10:27	50.3	49.8	-
10:28	18.0	17.5	10:28	52.5	50.0	-
10:29	18.8	17.5	10:29	48.5	49.9	-
10:30	17.5	17.5	10:30	48.0	49.7	-
10:31	18.3	17.6	10:31	47.8	49.5	-

Grand Union Bowling Alley Site
BCP #360222
150 Westchester Avenue, Port Chester
March 3, 2025

PARTICULATE DATA						
Upwind			Downwind			Exceeds Particulate Alarm Limit
Time	Concentration (ug/m^3)	15-Min Avg Concentration (ug/m^3)	Time	Concentration (ug/m^3)	15-Min Avg Concentration (ug/m^3)	
10:32	16.0	17.5	10:32	48.0	49.5	-
10:33	16.3	17.3	10:33	52.8	49.8	-
10:34	18.3	17.5	10:34	50.0	49.7	-
10:35	17.5	17.5	10:35	49.3	49.7	-
10:36	17.5	17.7	10:36	52.8	49.7	-
10:37	17.5	17.7	10:37	56.3	50.2	-
10:38	22.8	18.0	10:38	59.0	50.8	-
10:39	27.0	18.5	10:39	52.8	50.9	-
10:40	19.5	18.6	10:40	52.0	51.2	-
10:41	24.0	19.0	10:41	49.8	51.3	-
10:42	20.3	19.3	10:42	59.0	51.9	-
10:43	22.0	19.5	10:43	49.8	51.7	-
10:44	22.3	19.8	10:44	49.8	51.8	-
10:45	19.8	19.9	10:45	51.3	52.0	-
10:46	22.8	20.2	10:46	55.0	52.5	-
10:47	18.8	20.4	10:47	50.3	52.6	-
10:48	21.8	20.8	10:48	51.3	52.5	-
10:49	20.8	20.9	10:49	50.3	52.6	-
10:50	20.5	21.1	10:50	48.8	52.5	-
10:51	25.5	21.7	10:51	52.3	52.5	-
10:52	21.0	21.9	10:52	53.0	52.3	-
10:53	16.8	21.5	10:53	48.8	51.6	-
10:54	17.3	20.9	10:54	50.3	51.4	-
10:55	16.8	20.7	10:55	48.8	51.2	-
10:56	18.0	20.3	10:56	49.5	51.2	-
10:57	17.5	20.1	10:57	49.0	50.5	-
10:58	18.3	19.8	10:58	48.3	50.4	-
10:59	20.0	19.7	10:59	49.0	50.4	-
11:00	24.5	20.0	11:00	50.5	50.3	-
11:01	20.5	19.9	11:01	48.8	49.9	-
11:02	34.3	20.9	11:02	51.0	50.0	-
11:03	34.8	21.8	11:03	50.3	49.9	-
11:04	22.8	21.9	11:04	49.5	49.8	-
11:05	27.5	22.4	11:05	52.0	50.1	-
11:06	26.5	22.4	11:06	50.5	49.9	-
11:07	20.3	22.4	11:07	49.8	49.7	-
11:08	21.8	22.7	11:08	57.3	50.3	-
11:09	25.0	23.2	11:09	55.3	50.6	-
11:10	20.3	23.5	11:10	51.0	50.8	-
11:11	23.5	23.8	11:11	55.3	51.2	-
11:12	19.8	24.0	11:12	57.5	51.7	-
11:13	17.5	23.9	11:13	51.5	51.9	-
11:14	17.5	23.8	11:14	51.5	52.1	-
11:15	19.5	23.4	11:15	54.0	52.3	-
11:16	22.8	23.6	11:16	52.5	52.6	-
11:17	19.0	22.6	11:17	51.5	52.6	-
11:18	19.0	21.5	11:18	52.0	52.7	-
11:19	24.0	21.6	11:19	53.5	53.0	-

Grand Union Bowling Alley Site
BCP #360222
150 Westchester Avenue, Port Chester
March 3, 2025

PARTICULATE DATA						
Upwind			Downwind			Exceeds Particulate Alarm Limit
Time	Concentration (ug/m^3)	15-Min Avg Concentration (ug/m^3)	Time	Concentration (ug/m^3)	15-Min Avg Concentration (ug/m^3)	
11:20	19.5	21.1	11:20	53.8	53.1	-
11:21	25.5	21.0	11:21	50.3	53.1	-
11:22	28.5	21.5	11:22	51.0	53.2	-
11:23	22.0	21.6	11:23	58.5	53.3	-
11:24	19.3	21.2	11:24	51.8	53.0	-
11:25	22.3	21.3	11:25	50.5	53.0	-
11:26	24.8	21.4	11:26	49.8	52.6	-
11:27	25.5	21.8	11:27	51.0	52.2	-
11:28	22.0	22.1	11:28	57.3	52.6	-
11:29	47.5	24.1	11:29	52.8	52.7	-
11:30	44.5	25.7	11:30	51.5	52.5	-
11:31	17.8	25.4	11:31	54.0	52.6	-
11:32	19.0	25.4	11:32	51.5	52.6	-
11:33	22.3	25.6	11:33	60.5	53.2	-
11:34	19.5	25.3	11:34	53.5	53.2	-
11:35	23.3	25.6	11:35	50.8	53.0	-
11:36	480.0	55.9	11:36	55.0	53.3	-
11:37	101.8	60.8	11:37	50.8	53.3	-
11:38	25.8	61.0	11:38	51.3	52.8	-
11:39	31.3	61.8	11:39	55.3	53.0	-
11:40	17.5	61.5	11:40	53.8	53.2	-
11:41	17.8	61.0	11:41	52.0	53.4	-
11:42	17.0	60.5	11:42	51.0	53.4	-
11:43	19.8	60.3	11:43	52.0	53.0	-
11:44	28.0	59.0	11:44	51.3	52.9	-
11:45	22.8	57.6	11:45	51.5	52.9	-
11:46	21.3	57.8	11:46	51.5	52.8	-
11:47	21.3	57.9	11:47	53.3	52.9	-
11:48	19.8	57.8	11:48	54.0	52.5	-
11:49	17.8	57.7	11:49	51.5	52.3	-
11:50	18.3	57.3	11:50	52.5	52.4	-
11:51	18.0	26.5	11:51	51.5	52.2	-
11:52	19.3	21.0	11:52	51.0	52.2	-
11:53	20.3	20.7	11:53	55.3	52.5	-
11:54	16.3	19.7	11:54	51.8	52.3	-
11:55	18.0	19.7	11:55	50.5	52.0	-
11:56	19.5	19.8	11:56	53.8	52.2	-
11:57	23.8	20.3	11:57	54.8	52.4	-
11:58	18.5	20.2	11:58	53.0	52.5	-
11:59	17.3	19.5	11:59	56.5	52.8	-
12:00	21.3	19.4	12:00	51.0	52.8	-
12:01	24.5	19.6	12:01	55.5	53.1	-
12:02	34.8	20.5	12:02	57.0	53.3	-
12:03	300.0	39.2	12:03	55.8	53.4	-
12:04	37.8	40.5	12:04	52.8	53.5	-
12:05	35.8	41.7	12:05	53.8	53.6	-
12:06	18.5	41.7	12:06	60.8	54.2	-
12:07	20.3	41.8	12:07	55.5	54.5	-

Grand Union Bowling Alley Site
BCP #360222
150 Westchester Avenue, Port Chester
March 3, 2025

PARTICULATE DATA						
Upwind			Downwind			Exceeds Particulate Alarm Limit
Time	Concentration (ug/m^3)	15-Min Avg Concentration (ug/m^3)	Time	Concentration (ug/m^3)	15-Min Avg Concentration (ug/m^3)	
12:08	17.3	41.6	12:08	53.3	54.4	-
12:09	17.3	41.6	12:09	56.5	54.7	-
12:10	16.5	41.5	12:10	52.0	54.8	-
12:11	16.5	41.3	12:11	51.8	54.7	-
12:12	22.8	41.3	12:12	52.3	54.5	-
12:13	40.8	42.7	12:13	55.0	54.6	-
12:14	20.3	42.9	12:14	65.3	55.2	-
12:15	16.3	42.6	12:15	55.3	55.5	-
12:16	15.5	42.0	12:16	54.3	55.4	-
12:17	16.5	40.8	12:17	54.3	55.2	-
12:18	20.8	22.2	12:18	53.3	55.1	-
12:19	18.8	20.9	12:19	59.8	55.5	-
12:20	19.0	19.8	12:20	57.8	55.8	-
12:21	19.8	19.9	12:21	59.8	55.7	-
12:22	19.8	19.8	12:22	58.0	55.9	-
12:23	16.0	19.8	12:23	54.8	56.0	-
12:24	18.5	19.8	12:24	57.3	56.0	-
12:25	29.8	20.7	12:25	56.0	56.3	-
12:26	27.3	21.4	12:26	63.8	57.1	-
12:27	20.8	21.3	12:27	57.5	57.5	-
12:28	16.5	19.7	12:28	53.8	57.4	-
12:29	18.0	19.5	12:29	55.8	56.7	-
12:30	18.8	19.7	12:30	67.5	57.6	-
12:31	38.8	21.3	12:31	59.3	57.9	-
12:32	40.3	22.8	12:32	55.8	58.0	-
12:33	29.0	23.4	12:33	55.8	58.2	-
12:34	17.3	23.3	12:34	57.8	58.0	-
12:35	16.3	23.1	12:35	52.5	57.7	-
12:36	18.0	23.0	12:36	52.0	57.2	-
12:37	18.5	22.9	12:37	52.5	56.8	-
12:38	16.8	23.0	12:38	52.3	56.6	-
12:39	17.3	22.9	12:39	52.3	56.3	-
12:40	16.0	22.0	12:40	51.8	56.0	-
12:41	16.0	21.2	12:41	52.0	55.2	-
12:42	15.5	20.9	12:42	51.3	54.8	-
12:43	15.8	20.8	12:43	51.0	54.6	-
12:44	16.8	20.7	12:44	51.5	54.3	-
12:45	18.8	20.7	12:45	51.0	53.2	-
12:46	16.5	19.2	12:46	51.0	52.7	-
12:47	16.5	17.7	12:47	52.5	52.5	-
12:48	17.0	16.9	12:48	51.0	52.2	-
12:49	16.3	16.8	12:49	51.8	51.8	-
12:50	16.5	16.8	12:50	51.5	51.7	-
12:51	16.3	16.7	12:51	52.3	51.7	-
12:52	16.5	16.6	12:52	52.0	51.7	-
12:53	17.5	16.6	12:53	51.8	51.6	-
12:54	16.5	16.6	12:54	51.5	51.6	-
12:55	16.3	16.6	12:55	51.3	51.6	-

Grand Union Bowling Alley Site
BCP #360222
150 Westchester Avenue, Port Chester
March 3, 2025

PARTICULATE DATA						
Upwind			Downwind			Exceeds Particulate Alarm Limit
Time	Concentration (ug/m^3)	15-Min Avg Concentration (ug/m^3)	Time	Concentration (ug/m^3)	15-Min Avg Concentration (ug/m^3)	
12:56	19.0	16.8	12:56	51.5	51.5	-
12:57	17.8	16.9	12:57	51.5	51.5	-
12:58	16.5	17.0	12:58	51.8	51.6	-
12:59	16.3	16.9	12:59	51.5	51.6	-
13:00	16.3	16.8	13:00	51.5	51.6	-
13:01	15.8	16.7	13:01	51.8	51.7	-
13:02	16.5	16.7	13:02	51.8	51.6	-
13:03	17.0	16.7	13:03	51.5	51.7	-
13:04	17.0	16.8	13:04	51.3	51.6	-
13:05	17.0	16.8	13:05	52.3	51.7	-
13:06	21.0	17.1	13:06	53.0	51.7	-
13:07	17.8	17.2	13:07	52.3	51.7	-
13:08	18.3	17.3	13:08	53.0	51.8	-
13:09	18.0	17.4	13:09	52.5	51.9	-
13:10	17.5	17.4	13:10	59.0	52.4	-
13:11	19.8	17.5	13:11	53.3	52.5	-
13:12	18.8	17.6	13:12	56.0	52.8	-
13:13	16.8	17.6	13:13	60.0	53.4	-
13:14	17.0	17.6	13:14	53.3	53.5	-
13:15	17.8	17.7	13:15	59.5	54.0	-
13:16	20.5	18.0	13:16	52.3	54.1	-
13:17	18.5	18.2	13:17	53.0	54.1	-
13:18	19.3	18.3	13:18	53.5	54.3	-
13:19	18.5	18.4	13:19	53.3	54.4	-
13:20	18.0	18.5	13:20	51.8	54.4	-
13:21	18.3	18.3	13:21	60.5	54.9	-
13:22	17.3	18.3	13:22	53.8	55.0	-
13:23	22.3	18.5	13:23	52.3	54.9	-
13:24	20.3	18.7	13:24	53.5	55.0	-
13:25	18.3	18.7	13:25	52.0	54.5	-
13:26	18.8	18.7	13:26	51.8	54.4	-
13:27	23.0	19.0	13:27	52.5	54.2	-
13:28	25.5	19.5	13:28	52.3	53.7	-
13:29	20.8	19.8	13:29	52.8	53.6	-
13:30	19.3	19.9	13:30	52.5	53.2	-
13:31	17.0	19.7	13:31	52.3	53.2	-
13:32	18.5	19.7	13:32	53.8	53.2	-
13:33	18.5	19.6	13:33	52.5	53.2	-
13:34	19.5	19.7	13:34	54.8	53.3	-
13:35	19.8	19.8	13:35	52.0	53.3	-
13:36	18.5	19.8	13:36	52.8	52.8	-
13:37	18.0	19.9	13:37	53.0	52.7	-
13:38	19.5	19.7	13:38	52.5	52.7	-
13:39	22.8	19.8	13:39	53.0	52.7	-
13:40	21.5	20.1	13:40	52.8	52.7	-
13:41	54.5	22.4	13:41	52.5	52.8	-
13:42	36.8	23.4	13:42	58.3	53.2	-
13:43	20.5	23.0	13:43	56.5	53.5	-

Grand Union Bowling Alley Site
BCP #360222
150 Westchester Avenue, Port Chester
March 3, 2025

PARTICULATE DATA						
Upwind			Downwind			Exceeds Particulate Alarm Limit
Time	Concentration (ug/m^3)	15-Min Avg Concentration (ug/m^3)	Time	Concentration (ug/m^3)	15-Min Avg Concentration (ug/m^3)	
13:44	17.3	22.8	13:44	53.5	53.5	-
13:45	17.3	22.7	13:45	57.3	53.8	-
13:46	22.8	23.0	13:46	61.3	54.4	-
13:47	23.8	23.4	13:47	63.3	55.1	-
13:48	36.3	24.6	13:48	63.5	55.8	-
13:49	24.0	24.9	13:49	55.3	55.8	-
13:50	19.5	24.9	13:50	59.3	56.3	-
13:51	19.8	24.9	13:51	55.0	56.5	-
13:52	21.8	25.2	13:52	61.5	57.0	-
13:53	30.0	25.9	13:53	58.0	57.4	-
13:54	30.5	26.4	13:54	62.8	58.0	-
13:55	32.0	27.1	13:55	58.5	58.4	-
13:56	17.8	24.7	13:56	56.0	58.7	-
13:57	17.5	23.4	13:57	56.8	58.6	-
13:58	19.8	23.3	13:58	53.8	58.4	-
13:59	19.8	23.5	13:59	53.0	58.3	-
14:00	22.0	23.8	14:00	75.5	59.6	-
14:01	25.0	24.0	14:01	54.5	59.1	-
14:02	31.8	24.5	14:02	57.5	58.7	-
14:03	18.3	23.3	14:03	56.8	58.3	-
14:04	22.3	23.2	14:04	58.8	58.5	-
14:05	19.8	23.2	14:05	63.5	58.8	-
14:06	17.8	23.1	14:06	57.8	59.0	-
14:07	21.5	23.0	14:07	55.8	58.6	-
14:08	18.3	22.3	14:08	54.5	58.4	-
14:09	18.3	21.4	14:09	54.5	57.8	-
14:10	21.5	20.7	14:10	53.5	57.5	-
14:11	22.8	21.1	14:11	56.8	57.5	-
14:12	25.0	21.6	14:12	57.8	57.6	-
14:13	24.3	21.9	14:13	54.5	57.6	-
14:14	21.8	22.0	14:14	53.5	57.7	-
14:15	21.3	22.0	14:15	52.3	56.1	-
14:16	20.8	21.7	14:16	54.0	56.1	-
14:17	19.5	20.9	14:17	54.0	55.9	-
14:18	26.5	21.4	14:18	62.5	56.2	-
14:19	28.0	21.8	14:19	55.8	56.0	-
14:20	16.8	21.6	14:20	53.0	55.3	-
14:21	21.3	21.8	14:21	52.8	55.0	-
14:22	21.5	21.8	14:22	53.0	54.8	-
14:23	21.5	22.0	14:23	53.0	54.7	-
14:24	25.0	22.5	14:24	53.8	54.7	-
14:25	26.3	22.8	14:25	54.5	54.7	-
14:26	17.8	22.5	14:26	53.5	54.5	-
14:27	18.5	22.0	14:27	52.8	54.2	-
14:28	18.8	21.7	14:28	53.0	54.1	-
14:29	18.5	21.5	14:29	52.0	54.0	-
14:30	17.5	21.2	14:30	51.3	53.9	-
14:31	17.0	21.0	14:31	51.3	53.7	-

Grand Union Bowling Alley Site
BCP #360222
150 Westchester Avenue, Port Chester
March 3, 2025

PARTICULATE DATA						
Upwind			Downwind			Exceeds Particulate Alarm Limit
Time	Concentration (ug/m^3)	15-Min Avg Concentration (ug/m^3)	Time	Concentration (ug/m^3)	15-Min Avg Concentration (ug/m^3)	
14:32	19.0	20.9	14:32	51.3	53.6	-
14:33	18.8	20.4	14:33	53.0	52.9	-
14:34	18.0	19.7	14:34	51.5	52.6	-
14:35	18.3	19.8	14:35	53.0	52.6	-
14:36	18.0	19.6	14:36	51.0	52.5	-
14:37	18.5	19.4	14:37	75.0	54.0	-
14:38	20.5	19.4	14:38	54.5	54.1	-
14:39	20.3	19.0	14:39	51.5	53.9	-
14:40	19.3	18.6	14:40	51.5	53.7	-
14:41	18.3	18.6	14:41	52.8	53.7	-
14:42	19.3	18.7	14:42	52.5	53.7	-
14:43	17.5	18.6	14:43	52.3	53.6	-
14:44	27.3	19.2	14:44	54.3	53.8	-
14:45	20.8	19.4	14:45	53.3	53.9	-
14:46	19.3	19.5	14:46	51.3	53.9	-
14:47	26.5	20.0	14:47	51.3	53.9	-
14:48	32.3	20.9	14:48	51.3	53.8	-
14:49	17.8	20.9	14:49	51.3	53.8	-
14:50	20.3	21.0	14:50	51.8	53.7	-
14:51	19.8	21.2	14:51	51.5	53.7	-
14:52	26.0	21.7	14:52	50.8	52.1	-
14:53	20.8	21.7	14:53	51.0	51.9	-
14:54	18.8	21.6	14:54	52.3	51.9	-
14:55	20.0	21.6	14:55	51.0	51.9	-
14:56	23.8	22.0	14:56	50.5	51.7	-
14:57	23.8	22.3	14:57	51.8	51.7	-
14:58	21.5	22.6	14:58	54.8	51.9	-
14:59	24.3	22.4	14:59	53.0	51.8	-

Grand Union Bowling Alley Site
BCP #360222
150 Westchester Avenue, Port Chester
March 3, 2025

Monday, March 3, 2025						
Number of Instances Where Downwind VOCs Exceeds Upwind VOCs + 5 =						0
Number of Comparable Data Points =						388
Start Time:						8:15
End Time:						14:59
PID DATA						
Upwind			Downwind			
Time	Concentration (ppm)	15-Min Avg Concentration (ppm)	Time	Concentration (ppm)	15-Min Avg Concentration (ppm)	Exceeds VOC Alarm Limit
8:15	0.0	-	8:15	-	-	-
8:16	0.0	-	8:16	-	-	-
8:17	0.0	-	8:17	0.0	-	-
8:18	0.0	-	8:18	0.0	-	-
8:19	0.0	-	8:19	0.0	-	-
8:20	0.0	-	8:20	0.0	-	-
8:21	0.0	-	8:21	0.0	-	-
8:22	0.0	-	8:22	0.0	-	-
8:23	0.0	-	8:23	0.0	-	-
8:24	0.0	-	8:24	0.0	-	-
8:25	0.0	-	8:25	0.0	-	-
8:26	0.0	-	8:26	0.0	-	-
8:27	0.0	-	8:27	0.0	-	-
8:28	0.0	-	8:28	0.0	-	-
8:29	0.0	-	8:29	0.0	-	-
8:30	0.0	0.0	8:30	0.0	-	-
8:31	0.0	0.0	8:31	0.0	-	-
8:32	0.0	0.0	8:32	0.0	0.0	-
8:33	0.0	0.0	8:33	0.0	0.0	-
8:34	0.0	0.0	8:34	0.0	0.0	-
8:35	0.0	0.0	8:35	0.0	0.0	-
8:36	0.0	0.0	8:36	0.0	0.0	-
8:37	0.0	0.0	8:37	0.0	0.0	-
8:38	0.0	0.0	8:38	0.0	0.0	-
8:39	0.0	0.0	8:39	0.0	0.0	-
8:40	0.0	0.0	8:40	0.0	0.0	-
8:41	0.0	0.0	8:41	0.0	0.0	-
8:42	0.0	0.0	8:42	0.0	0.0	-
8:43	0.0	0.0	8:43	0.0	0.0	-
8:44	0.0	0.0	8:44	0.0	0.0	-
8:45	0.0	0.0	8:45	0.0	0.0	-
8:46	0.0	0.0	8:46	0.0	0.0	-
8:47	0.0	0.0	8:47	0.0	0.0	-
8:48	0.0	0.0	8:48	0.0	0.0	-
8:49	0.0	0.0	8:49	0.0	0.0	-
8:50	0.0	0.0	8:50	0.0	0.0	-
8:51	0.0	0.0	8:51	0.0	0.0	-
8:52	0.0	0.0	8:52	0.0	0.0	-
8:53	0.0	0.0	8:53	0.0	0.0	-
8:54	0.0	0.0	8:54	0.0	0.0	-
8:55	0.0	0.0	8:55	0.0	0.0	-
8:56	0.0	0.0	8:56	0.0	0.0	-

Grand Union Bowling Alley Site
BCP #360222
150 Westchester Avenue, Port Chester
March 3, 2025

PID DATA						
Upwind			Downwind			
Time	Concentration (ppm)	15-Min Avg Concentration (ppm)	Time	Concentration (ppm)	15-Min Avg Concentration (ppm)	Exceeds VOC Alarm Limit
8:57	0.0	0.0	8:57	0.0	0.0	-
8:58	0.0	0.0	8:58	0.0	0.0	-
8:59	0.0	0.0	8:59	0.0	0.0	-
9:00	0.0	0.0	9:00	0.0	0.0	-
9:01	0.0	0.0	9:01	0.0	0.0	-
9:02	0.0	0.0	9:02	0.0	0.0	-
9:03	0.0	0.0	9:03	0.0	0.0	-
9:04	0.0	0.0	9:04	0.0	0.0	-
9:05	0.0	0.0	9:05	0.0	0.0	-
9:06	0.0	0.0	9:06	0.0	0.0	-
9:07	0.0	0.0	9:07	0.0	0.0	-
9:08	0.0	0.0	9:08	0.0	0.0	-
9:09	0.0	0.0	9:09	0.0	0.0	-
9:10	0.0	0.0	9:10	0.0	0.0	-
9:11	0.0	0.0	9:11	0.0	0.0	-
9:12	0.0	0.0	9:12	0.0	0.0	-
9:13	0.0	0.0	9:13	0.0	0.0	-
9:14	0.0	0.0	9:14	0.0	0.0	-
9:15	0.0	0.0	9:15	0.0	0.0	-
9:16	0.0	0.0	9:16	0.0	0.0	-
9:17	0.0	0.0	9:17	0.0	0.0	-
9:18	0.0	0.0	9:18	0.0	0.0	-
9:19	0.0	0.0	9:19	0.0	0.0	-
9:20	0.0	0.0	9:20	0.0	0.0	-
9:21	0.0	0.0	9:21	0.0	0.0	-
9:22	0.0	0.0	9:22	0.0	0.0	-
9:23	0.0	0.0	9:23	0.0	0.0	-
9:24	0.0	0.0	9:24	0.0	0.0	-
9:25	0.0	0.0	9:25	0.0	0.0	-
9:26	0.0	0.0	9:26	0.0	0.0	-
9:27	0.0	0.0	9:27	0.0	0.0	-
9:28	0.0	0.0	9:28	0.0	0.0	-
9:29	0.0	0.0	9:29	0.0	0.0	-
9:30	0.0	0.0	9:30	0.0	0.0	-
9:31	0.0	0.0	9:31	0.0	0.0	-
9:32	0.0	0.0	9:32	0.0	0.0	-
9:33	0.0	0.0	9:33	0.0	0.0	-
9:34	0.0	0.0	9:34	0.0	0.0	-
9:35	0.0	0.0	9:35	0.0	0.0	-
9:36	0.0	0.0	9:36	0.0	0.0	-
9:37	0.0	0.0	9:37	0.0	0.0	-
9:38	0.0	0.0	9:38	0.0	0.0	-
9:39	0.0	0.0	9:39	0.0	0.0	-
9:40	0.0	0.0	9:40	0.0	0.0	-
9:41	0.0	0.0	9:41	0.0	0.0	-
9:42	0.0	0.0	9:42	0.0	0.0	-
9:43	0.0	0.0	9:43	0.0	0.0	-
9:44	0.0	0.0	9:44	0.0	0.0	-

Grand Union Bowling Alley Site
BCP #360222
150 Westchester Avenue, Port Chester
March 3, 2025

PID DATA						
Upwind			Downwind			
Time	Concentration (ppm)	15-Min Avg Concentration (ppm)	Time	Concentration (ppm)	15-Min Avg Concentration (ppm)	Exceeds VOC Alarm Limit
9:45	0.0	0.0	9:45	0.0	0.0	-
9:46	0.0	0.0	9:46	0.0	0.0	-
9:47	0.0	0.0	9:47	0.0	0.0	-
9:48	0.0	0.0	9:48	0.0	0.0	-
9:49	0.0	0.0	9:49	0.0	0.0	-
9:50	0.0	0.0	9:50	0.0	0.0	-
9:51	0.0	0.0	9:51	0.0	0.0	-
9:52	0.0	0.0	9:52	0.0	0.0	-
9:53	0.0	0.0	9:53	0.0	0.0	-
9:54	0.0	0.0	9:54	0.0	0.0	-
9:55	0.0	0.0	9:55	0.0	0.0	-
9:56	0.0	0.0	9:56	0.0	0.0	-
9:57	0.0	0.0	9:57	0.0	0.0	-
9:58	0.0	0.0	9:58	0.0	0.0	-
9:59	0.0	0.0	9:59	0.0	0.0	-
10:00	0.0	0.0	10:00	0.0	0.0	-
10:01	0.0	0.0	10:01	0.0	0.0	-
10:02	0.0	0.0	10:02	0.0	0.0	-
10:03	0.0	0.0	10:03	0.0	0.0	-
10:04	0.0	0.0	10:04	0.0	0.0	-
10:05	0.0	0.0	10:05	0.0	0.0	-
10:06	0.0	0.0	10:06	0.0	0.0	-
10:07	0.0	0.0	10:07	0.0	0.0	-
10:08	0.0	0.0	10:08	0.0	0.0	-
10:09	0.0	0.0	10:09	0.0	0.0	-
10:10	0.0	0.0	10:10	0.0	0.0	-
10:11	0.0	0.0	10:11	0.0	0.0	-
10:12	0.0	0.0	10:12	0.0	0.0	-
10:13	0.0	0.0	10:13	0.0	0.0	-
10:14	0.0	0.0	10:14	0.0	0.0	-
10:15	0.0	0.0	10:15	0.0	0.0	-
10:16	0.0	0.0	10:16	0.0	0.0	-
10:17	0.0	0.0	10:17	0.0	0.0	-
10:18	0.0	0.0	10:18	0.0	0.0	-
10:19	0.0	0.0	10:19	0.0	0.0	-
10:20	0.0	0.0	10:20	0.0	0.0	-
10:21	0.0	0.0	10:21	0.0	0.0	-
10:22	0.0	0.0	10:22	0.0	0.0	-
10:23	0.0	0.0	10:23	0.0	0.0	-
10:24	0.0	0.0	10:24	0.0	0.0	-
10:25	0.0	0.0	10:25	0.0	0.0	-
10:26	0.0	0.0	10:26	0.0	0.0	-
10:27	0.0	0.0	10:27	0.0	0.0	-
10:28	0.0	0.0	10:28	0.0	0.0	-
10:29	0.0	0.0	10:29	0.0	0.0	-
10:30	0.0	0.0	10:30	0.0	0.0	-
10:31	0.0	0.0	10:31	0.0	0.0	-
10:32	0.0	0.0	10:32	0.0	0.0	-

Grand Union Bowling Alley Site
BCP #360222
150 Westchester Avenue, Port Chester
March 3, 2025

PID DATA						
Upwind			Downwind			
Time	Concentration (ppm)	15-Min Avg Concentration (ppm)	Time	Concentration (ppm)	15-Min Avg Concentration (ppm)	Exceeds VOC Alarm Limit
10:33	0.0	0.0	10:33	0.0	0.0	-
10:34	0.0	0.0	10:34	0.0	0.0	-
10:35	0.0	0.0	10:35	0.0	0.0	-
10:36	0.0	0.0	10:36	0.0	0.0	-
10:37	0.0	0.0	10:37	0.0	0.0	-
10:38	0.0	0.0	10:38	0.0	0.0	-
10:39	0.0	0.0	10:39	0.0	0.0	-
10:40	0.0	0.0	10:40	0.0	0.0	-
10:41	0.0	0.0	10:41	0.0	0.0	-
10:42	0.0	0.0	10:42	0.0	0.0	-
10:43	0.0	0.0	10:43	0.0	0.0	-
10:44	0.0	0.0	10:44	0.0	0.0	-
10:45	0.0	0.0	10:45	0.0	0.0	-
10:46	0.0	0.0	10:46	0.0	0.0	-
10:47	0.0	0.0	10:47	0.0	0.0	-
10:48	0.0	0.0	10:48	0.0	0.0	-
10:49	0.0	0.0	10:49	0.0	0.0	-
10:50	0.0	0.0	10:50	0.0	0.0	-
10:51	0.0	0.0	10:51	0.0	0.0	-
10:52	0.0	0.0	10:52	0.0	0.0	-
10:53	0.0	0.0	10:53	0.0	0.0	-
10:54	0.0	0.0	10:54	0.0	0.0	-
10:55	0.0	0.0	10:55	0.0	0.0	-
10:56	0.0	0.0	10:56	0.0	0.0	-
10:57	0.0	0.0	10:57	0.0	0.0	-
10:58	0.0	0.0	10:58	0.0	0.0	-
10:59	0.0	0.0	10:59	0.0	0.0	-
11:00	0.0	0.0	11:00	0.0	0.0	-
11:01	0.0	0.0	11:01	0.0	0.0	-
11:02	0.0	0.0	11:02	0.0	0.0	-
11:03	0.0	0.0	11:03	0.0	0.0	-
11:04	0.0	0.0	11:04	0.0	0.0	-
11:05	0.0	0.0	11:05	0.0	0.0	-
11:06	0.0	0.0	11:06	0.0	0.0	-
11:07	0.0	0.0	11:07	0.0	0.0	-
11:08	0.0	0.0	11:08	0.0	0.0	-
11:09	0.0	0.0	11:09	0.0	0.0	-
11:10	0.0	0.0	11:10	0.0	0.0	-
11:11	0.0	0.0	11:11	0.0	0.0	-
11:12	0.0	0.0	11:12	0.0	0.0	-
11:13	0.0	0.0	11:13	0.0	0.0	-
11:14	0.0	0.0	11:14	0.0	0.0	-
11:15	0.0	0.0	11:15	0.0	0.0	-
11:16	0.0	0.0	11:16	0.0	0.0	-
11:17	0.0	0.0	11:17	0.0	0.0	-
11:18	0.0	0.0	11:18	0.0	0.0	-
11:19	0.0	0.0	11:19	0.0	0.0	-
11:20	0.0	0.0	11:20	0.0	0.0	-

Grand Union Bowling Alley Site
BCP #360222
150 Westchester Avenue, Port Chester
March 3, 2025

PID DATA						
Upwind			Downwind			
Time	Concentration (ppm)	15-Min Avg Concentration (ppm)	Time	Concentration (ppm)	15-Min Avg Concentration (ppm)	Exceeds VOC Alarm Limit
11:21	0.0	0.0	11:21	0.0	0.0	-
11:22	0.0	0.0	11:22	0.0	0.0	-
11:23	0.0	0.0	11:23	0.0	0.0	-
11:24	0.0	0.0	11:24	0.0	0.0	-
11:25	0.0	0.0	11:25	0.0	0.0	-
11:26	0.0	0.0	11:26	0.0	0.0	-
11:27	0.0	0.0	11:27	0.0	0.0	-
11:28	0.0	0.0	11:28	0.0	0.0	-
11:29	0.0	0.0	11:29	0.0	0.0	-
11:30	0.0	0.0	11:30	0.0	0.0	-
11:31	0.0	0.0	11:31	0.0	0.0	-
11:32	0.0	0.0	11:32	0.0	0.0	-
11:33	0.0	0.0	11:33	0.0	0.0	-
11:34	0.0	0.0	11:34	0.0	0.0	-
11:35	0.0	0.0	11:35	0.0	0.0	-
11:36	0.0	0.0	11:36	0.0	0.0	-
11:37	0.0	0.0	11:37	0.0	0.0	-
11:38	0.0	0.0	11:38	0.0	0.0	-
11:39	0.0	0.0	11:39	0.0	0.0	-
11:40	0.0	0.0	11:40	0.0	0.0	-
11:41	0.0	0.0	11:41	0.0	0.0	-
11:42	0.0	0.0	11:42	0.0	0.0	-
11:43	0.0	0.0	11:43	0.0	0.0	-
11:44	0.0	0.0	11:44	0.0	0.0	-
11:45	0.0	0.0	11:45	0.0	0.0	-
11:46	0.0	0.0	11:46	0.0	0.0	-
11:47	0.0	0.0	11:47	0.0	0.0	-
11:48	0.0	0.0	11:48	0.0	0.0	-
11:49	0.0	0.0	11:49	0.0	0.0	-
11:50	0.0	0.0	11:50	0.0	0.0	-
11:51	0.0	0.0	11:51	0.0	0.0	-
11:52	0.0	0.0	11:52	0.0	0.0	-
11:53	0.0	0.0	11:53	0.0	0.0	-
11:54	0.0	0.0	11:54	0.0	0.0	-
11:55	0.0	0.0	11:55	0.0	0.0	-
11:56	0.0	0.0	11:56	0.0	0.0	-
11:57	0.0	0.0	11:57	0.0	0.0	-
11:58	0.0	0.0	11:58	0.0	0.0	-
11:59	0.0	0.0	11:59	0.0	0.0	-
12:00	0.0	0.0	12:00	0.0	0.0	-
12:01	0.0	0.0	12:01	0.0	0.0	-
12:02	0.0	0.0	12:02	0.0	0.0	-
12:03	0.0	0.0	12:03	0.0	0.0	-
12:04	0.0	0.0	12:04	0.0	0.0	-
12:05	0.0	0.0	12:05	0.0	0.0	-
12:06	0.0	0.0	12:06	0.0	0.0	-
12:07	0.0	0.0	12:07	0.0	0.0	-
12:08	0.0	0.0	12:08	0.0	0.0	-

Grand Union Bowling Alley Site
BCP #360222
150 Westchester Avenue, Port Chester
March 3, 2025

PID DATA						
Upwind			Downwind			
Time	Concentration (ppm)	15-Min Avg Concentration (ppm)	Time	Concentration (ppm)	15-Min Avg Concentration (ppm)	Exceeds VOC Alarm Limit
12:09	0.0	0.0	12:09	0.0	0.0	-
12:10	0.0	0.0	12:10	0.0	0.0	-
12:11	0.0	0.0	12:11	0.0	0.0	-
12:12	0.0	0.0	12:12	0.0	0.0	-
12:13	0.0	0.0	12:13	0.0	0.0	-
12:14	0.0	0.0	12:14	0.0	0.0	-
12:15	0.0	0.0	12:15	0.0	0.0	-
12:16	0.0	0.0	12:16	0.0	0.0	-
12:17	0.0	0.0	12:17	0.0	0.0	-
12:18	0.0	0.0	12:18	0.0	0.0	-
12:19	0.0	0.0	12:19	0.0	0.0	-
12:20	0.0	0.0	12:20	0.0	0.0	-
12:21	0.0	0.0	12:21	0.0	0.0	-
12:22	0.0	0.0	12:22	0.0	0.0	-
12:23	0.0	0.0	12:23	0.0	0.0	-
12:24	0.0	0.0	12:24	0.0	0.0	-
12:25	0.0	0.0	12:25	0.0	0.0	-
12:26	0.0	0.0	12:26	0.0	0.0	-
12:27	0.0	0.0	12:27	0.0	0.0	-
12:28	0.0	0.0	12:28	0.0	0.0	-
12:29	0.0	0.0	12:29	0.0	0.0	-
12:30	0.0	0.0	12:30	0.0	0.0	-
12:31	0.0	0.0	12:31	0.0	0.0	-
12:32	0.0	0.0	12:32	0.0	0.0	-
12:33	0.0	0.0	12:33	0.0	0.0	-
12:34	0.0	0.0	12:34	0.0	0.0	-
12:35	0.0	0.0	12:35	0.0	0.0	-
12:36	0.0	0.0	12:36	0.0	0.0	-
12:37	0.0	0.0	12:37	0.0	0.0	-
12:38	0.0	0.0	12:38	0.0	0.0	-
12:39	0.0	0.0	12:39	0.0	0.0	-
12:40	0.0	0.0	12:40	0.0	0.0	-
12:41	0.0	0.0	12:41	0.0	0.0	-
12:42	0.0	0.0	12:42	0.0	0.0	-
12:43	0.0	0.0	12:43	0.0	0.0	-
12:44	0.0	0.0	12:44	0.0	0.0	-
12:45	0.0	0.0	12:45	0.0	0.0	-
12:46	0.0	0.0	12:46	0.0	0.0	-
12:47	0.0	0.0	12:47	0.0	0.0	-
12:48	0.0	0.0	12:48	0.0	0.0	-
12:49	0.0	0.0	12:49	0.0	0.0	-
12:50	0.0	0.0	12:50	0.0	0.0	-
12:51	0.0	0.0	12:51	0.0	0.0	-
12:52	0.0	0.0	12:52	0.0	0.0	-
12:53	0.0	0.0	12:53	0.0	0.0	-
12:54	0.0	0.0	12:54	0.0	0.0	-
12:55	0.0	0.0	12:55	0.0	0.0	-
12:56	0.0	0.0	12:56	0.0	0.0	-

Grand Union Bowling Alley Site
BCP #360222
150 Westchester Avenue, Port Chester
March 3, 2025

PID DATA						
Upwind			Downwind			
Time	Concentration (ppm)	15-Min Avg Concentration (ppm)	Time	Concentration (ppm)	15-Min Avg Concentration (ppm)	Exceeds VOC Alarm Limit
12:57	0.0	0.0	12:57	0.0	0.0	-
12:58	0.0	0.0	12:58	0.0	0.0	-
12:59	0.0	0.0	12:59	0.0	0.0	-
13:00	0.0	0.0	13:00	0.0	0.0	-
13:01	0.0	0.0	13:01	0.0	0.0	-
13:02	0.0	0.0	13:02	0.0	0.0	-
13:03	0.0	0.0	13:03	0.0	0.0	-
13:04	0.0	0.0	13:04	0.0	0.0	-
13:05	0.0	0.0	13:05	0.0	0.0	-
13:06	0.0	0.0	13:06	0.0	0.0	-
13:07	0.0	0.0	13:07	0.0	0.0	-
13:08	0.0	0.0	13:08	0.0	0.0	-
13:09	0.0	0.0	13:09	0.0	0.0	-
13:10	0.0	0.0	13:10	0.0	0.0	-
13:11	0.0	0.0	13:11	0.0	0.0	-
13:12	0.0	0.0	13:12	0.0	0.0	-
13:13	0.0	0.0	13:13	0.0	0.0	-
13:14	0.0	0.0	13:14	0.0	0.0	-
13:15	0.0	0.0	13:15	0.0	0.0	-
13:16	0.0	0.0	13:16	0.0	0.0	-
13:17	0.0	0.0	13:17	0.0	0.0	-
13:18	0.0	0.0	13:18	0.0	0.0	-
13:19	0.0	0.0	13:19	0.0	0.0	-
13:20	0.0	0.0	13:20	0.0	0.0	-
13:21	0.0	0.0	13:21	0.0	0.0	-
13:22	0.0	0.0	13:22	0.0	0.0	-
13:23	0.0	0.0	13:23	0.0	0.0	-
13:24	0.0	0.0	13:24	0.0	0.0	-
13:25	0.0	0.0	13:25	0.0	0.0	-
13:26	0.0	0.0	13:26	0.0	0.0	-
13:27	0.0	0.0	13:27	0.0	0.0	-
13:28	0.0	0.0	13:28	0.0	0.0	-
13:29	0.0	0.0	13:29	0.0	0.0	-
13:30	0.0	0.0	13:30	0.0	0.0	-
13:31	0.0	0.0	13:31	0.0	0.0	-
13:32	0.0	0.0	13:32	0.0	0.0	-
13:33	0.0	0.0	13:33	0.0	0.0	-
13:34	0.0	0.0	13:34	0.0	0.0	-
13:35	0.0	0.0	13:35	0.0	0.0	-
13:36	0.0	0.0	13:36	0.0	0.0	-
13:37	0.0	0.0	13:37	0.0	0.0	-
13:38	0.0	0.0	13:38	0.0	0.0	-
13:39	0.0	0.0	13:39	0.0	0.0	-
13:40	0.0	0.0	13:40	0.0	0.0	-
13:41	0.0	0.0	13:41	0.0	0.0	-
13:42	0.0	0.0	13:42	0.0	0.0	-
13:43	0.0	0.0	13:43	0.0	0.0	-
13:44	0.0	0.0	13:44	0.0	0.0	-

Grand Union Bowling Alley Site
BCP #360222
150 Westchester Avenue, Port Chester
March 3, 2025

PID DATA						
Upwind			Downwind			
Time	Concentration (ppm)	15-Min Avg Concentration (ppm)	Time	Concentration (ppm)	15-Min Avg Concentration (ppm)	Exceeds VOC Alarm Limit
13:45	0.0	0.0	13:45	0.0	0.0	-
13:46	0.0	0.0	13:46	0.0	0.0	-
13:47	0.0	0.0	13:47	0.0	0.0	-
13:48	0.0	0.0	13:48	0.0	0.0	-
13:49	0.0	0.0	13:49	0.0	0.0	-
13:50	0.0	0.0	13:50	0.0	0.0	-
13:51	0.0	0.0	13:51	0.0	0.0	-
13:52	0.0	0.0	13:52	0.0	0.0	-
13:53	0.0	0.0	13:53	0.0	0.0	-
13:54	0.0	0.0	13:54	0.0	0.0	-
13:55	0.0	0.0	13:55	0.0	0.0	-
13:56	0.0	0.0	13:56	0.0	0.0	-
13:57	0.0	0.0	13:57	0.0	0.0	-
13:58	0.0	0.0	13:58	0.0	0.0	-
13:59	0.0	0.0	13:59	0.0	0.0	-
14:00	0.0	0.0	14:00	0.0	0.0	-
14:01	0.0	0.0	14:01	0.0	0.0	-
14:02	0.0	0.0	14:02	0.0	0.0	-
14:03	0.0	0.0	14:03	0.0	0.0	-
14:04	0.0	0.0	14:04	0.0	0.0	-
14:05	0.0	0.0	14:05	0.0	0.0	-
14:06	0.0	0.0	14:06	0.0	0.0	-
14:07	0.0	0.0	14:07	0.0	0.0	-
14:08	0.0	0.0	14:08	0.0	0.0	-
14:09	0.0	0.0	14:09	0.0	0.0	-
14:10	0.0	0.0	14:10	0.0	0.0	-
14:11	0.0	0.0	14:11	0.0	0.0	-
14:12	0.0	0.0	14:12	0.0	0.0	-
14:13	0.0	0.0	14:13	0.0	0.0	-
14:14	0.0	0.0	14:14	0.0	0.0	-
14:15	0.0	0.0	14:15	0.0	0.0	-
14:16	0.0	0.0	14:16	0.0	0.0	-
14:17	0.0	0.0	14:17	0.0	0.0	-
14:18	0.0	0.0	14:18	0.0	0.0	-
14:19	0.0	0.0	14:19	0.0	0.0	-
14:20	0.0	0.0	14:20	0.0	0.0	-
14:21	0.0	0.0	14:21	0.0	0.0	-
14:22	0.0	0.0	14:22	0.0	0.0	-
14:23	0.0	0.0	14:23	0.0	0.0	-
14:24	0.0	0.0	14:24	0.0	0.0	-
14:25	0.0	0.0	14:25	0.0	0.0	-
14:26	0.0	0.0	14:26	0.0	0.0	-
14:27	0.0	0.0	14:27	0.0	0.0	-
14:28	0.0	0.0	14:28	0.0	0.0	-
14:29	0.0	0.0	14:29	0.0	0.0	-
14:30	0.0	0.0	14:30	0.0	0.0	-
14:31	0.0	0.0	14:31	0.0	0.0	-
14:32	0.0	0.0	14:32	0.0	0.0	-

Grand Union Bowling Alley Site
BCP #360222
150 Westchester Avenue, Port Chester
March 3, 2025

PID DATA						
Upwind			Downwind			
Time	Concentration (ppm)	15-Min Avg Concentration (ppm)	Time	Concentration (ppm)	15-Min Avg Concentration (ppm)	Exceeds VOC Alarm Limit
14:33	0.0	0.0	14:33	0.0	0.0	-
14:34	0.0	0.0	14:34	0.0	0.0	-
14:35	0.0	0.0	14:35	0.0	0.0	-
14:36	0.0	0.0	14:36	0.0	0.0	-
14:37	0.0	0.0	14:37	0.0	0.0	-
14:38	0.0	0.0	14:38	0.0	0.0	-
14:39	0.0	0.0	14:39	0.0	0.0	-
14:40	0.0	0.0	14:40	0.0	0.0	-
14:41	0.0	0.0	14:41	0.0	0.0	-
14:42	0.0	0.0	14:42	0.0	0.0	-
14:43	0.0	0.0	14:43	0.0	0.0	-
14:44	0.0	0.0	14:44	0.0	0.0	-
14:45	0.0	0.0	14:45	0.0	0.0	-
14:46	0.0	0.0	14:46	0.0	0.0	-
14:47	0.0	0.0	14:47	0.0	0.0	-
14:48	0.0	0.0	14:48	0.0	0.0	-
14:49	0.0	0.0	14:49	0.0	0.0	-
14:50	0.0	0.0	14:50	0.0	0.0	-
14:51	0.0	0.0	14:51	0.0	0.0	-
14:52	0.0	0.0	14:52	0.0	0.0	-
14:53	0.0	0.0	14:53	0.0	0.0	-
14:54	0.0	0.0	14:54	0.0	0.0	-
14:55	0.0	0.0	14:55	0.0	0.0	-
14:56	0.0	0.0	14:56	0.0	0.0	-
14:57	0.0	0.0	14:57	0.0	0.0	-
14:58	0.0	0.0	14:58	0.0	0.0	-
14:59	0.0	0.0	14:59	0.0	0.0	-

SESI CONSULTING ENGINEERS

959 US-46 Floor 3, Suite 300 - Parsippany-Troy Hills, NJ

DAILY AIR MONITORING REPORT
150 Westchester Avenue
Port Chester, New York

03/04/2025

Rev. No. 0 | Page 1 of 2

Project Number: 11895A

Dust Action Level: 150 µg/m^3

VOC Action Level: 5 ppm

Weather Data Range for Work Day		Wind Direction	SSW	Relative Humidity (%)	64.0 - 81.0	Daily Rain Total (in)	0.00	Readings in the summary table and graphs below are the reported downwind concentrations.
Temperature (°F)	33.0 - 49.0	Wind Speed (MPH)	2.4 - 8.8	Barometer (inHg)	30.10 - 30.30	Avg. Dew Point Temp (°F)	34.2	

Station Location	Daily Avg. Dust Concentration (µg/m^3)	Max 15-Min Dust Concentration (µg/m^3)	Time of Max Dust Reading	Daily Avg. VOC Concentration (ppm)	Max 15-Min VOC Concentration (ppm)	Time of Max VOC Reading
Upwind	54.7	92.8	11:37	0.0	0.0	8:21
Downwind	48.4	500.9	8:56	0.0	0.0	8:20

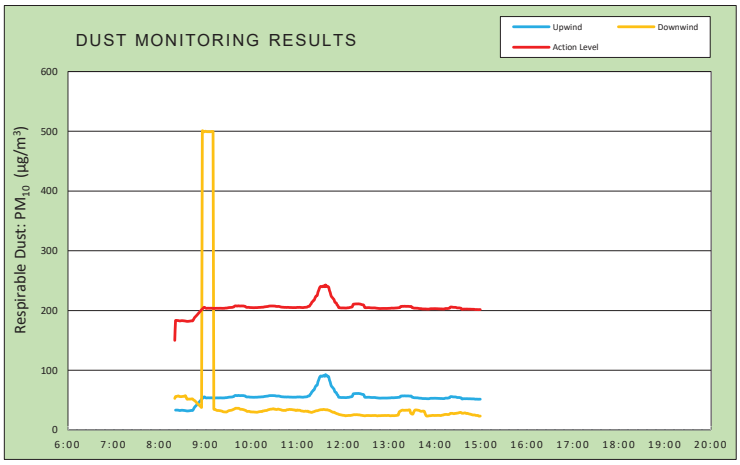

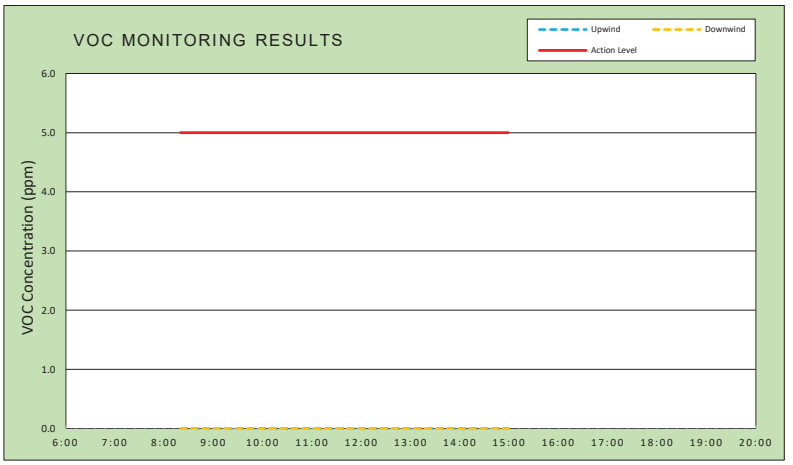

Air Monitoring Notes:

Weather Notes:

EMILCOTT
A Triumvirate Environmental Company

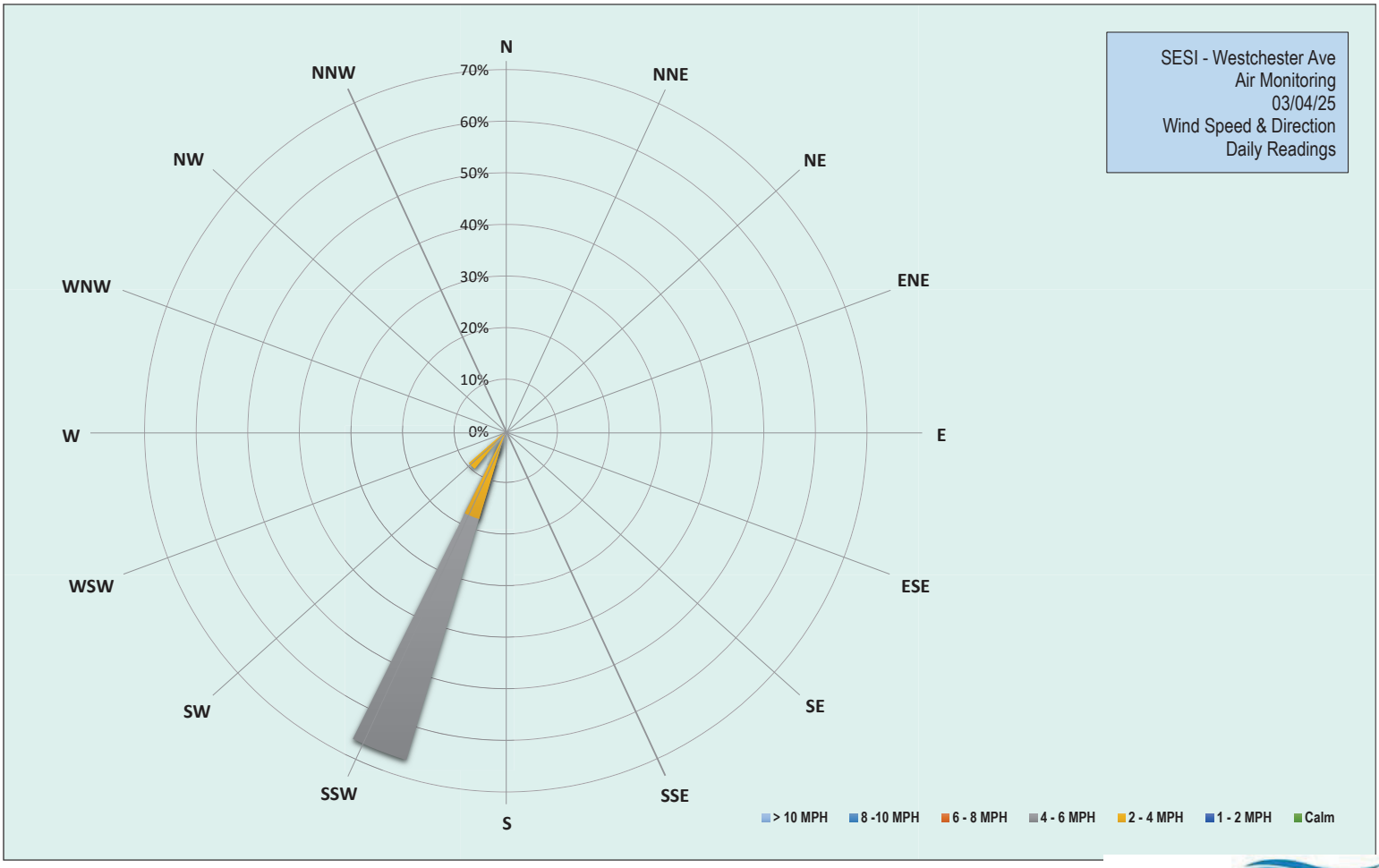

EMILCOTT
A Triumvirate Environmental Company

Grand Union Bowling Alley Site
BCP #360222
150 Westchester Avenue, Port Chester
March 4, 2025

Tuesday, March 4, 2025						
Number of Instances Where Downwind Particulates Exceeds Upwind Particulate + 150 =						15
Number of Comparable Data Points =						399
Start Time:						8:05
End Time:						14:59
PARTICULATE DATA						
Upwind			Downwind			Exceeds Particulate Alarm Limit
Time	Concentration (ug/m^3)	15-Min Avg Concentration (ug/m^3)	Time	Concentration (ug/m^3)	15-Min Avg Concentration (ug/m^3)	
8:05	-	-	8:05	47.5	-	-
8:06	33.0	-	8:06	47.0	-	-
8:07	31.0	-	8:07	46.3	-	-
8:08	30.3	-	8:08	46.8	-	-
8:09	33.3	-	8:09	46.5	-	-
8:10	31.5	-	8:10	50.3	-	-
8:11	36.8	-	8:11	64.5	-	-
8:12	31.8	-	8:12	48.8	-	-
8:13	32.8	-	8:13	53.5	-	-
8:14	30.5	-	8:14	47.3	-	-
8:15	31.5	-	8:15	48.5	-	-
8:16	32.8	-	8:16	48.8	-	-
8:17	34.8	-	8:17	47.8	-	-
8:18	34.0	-	8:18	49.8	-	-
8:19	35.3	-	8:19	48.8	-	-
8:20	37.5	-	8:20	97.8	52.8	-
8:21	35.0	33.2	8:21	91.8	55.8	-
8:22	31.3	33.3	8:22	51.8	56.2	-
8:23	31.0	33.3	8:23	50.0	56.4	-
8:24	30.5	33.1	8:24	52.3	56.8	-
8:25	29.8	33.0	8:25	52.5	56.9	-
8:26	30.8	32.6	8:26	50.5	56.0	-
8:27	31.3	32.6	8:27	49.0	56.0	-
8:28	36.8	32.8	8:28	49.8	55.7	-
8:29	32.5	33.0	8:29	49.8	55.9	-
8:30	31.3	33.0	8:30	51.0	56.1	-
8:31	31.0	32.8	8:31	50.0	56.2	-
8:32	32.3	32.7	8:32	53.0	56.5	-
8:33	32.0	32.5	8:33	53.5	56.8	-
8:34	31.5	32.3	8:34	56.8	57.3	-
8:35	33.8	32.0	8:35	51.5	54.2	-
8:36	31.5	31.8	8:36	53.0	51.6	-
8:37	31.8	31.8	8:37	50.8	51.6	-
8:38	32.3	31.9	8:38	52.5	51.7	-
8:39	33.5	32.1	8:39	51.5	51.7	-
8:40	32.0	32.3	8:40	52.5	51.7	-
8:41	35.0	32.6	8:41	51.8	51.8	-
8:42	34.8	32.8	8:42	51.8	51.9	-
8:43	32.0	32.5	8:43	51.3	52.0	-
8:44	52.0	33.8	8:44	32.5	50.9	-
8:45	67.3	36.2	8:45	34.3	49.8	-
8:46	62.8	38.3	8:46	39.8	49.1	-

Grand Union Bowling Alley Site
BCP #360222
150 Westchester Avenue, Port Chester
March 4, 2025

PARTICULATE DATA						
Upwind			Downwind			Exceeds Particulate Alarm Limit
Time	Concentration (ug/m^3)	15-Min Avg Concentration (ug/m^3)	Time	Concentration (ug/m^3)	15-Min Avg Concentration (ug/m^3)	
8:47	52.5	39.6	8:47	34.8	47.9	-
8:48	51.5	40.9	8:48	33.0	46.5	-
8:49	53.5	42.4	8:49	32.5	44.9	-
8:50	54.3	43.8	8:50	32.8	43.6	-
8:51	55.3	45.4	8:51	35.0	42.4	-
8:52	53.8	46.8	8:52	33.3	41.3	-
8:53	53.0	48.2	8:53	33.8	40.0	-
8:54	56.8	49.8	8:54	37.0	39.1	-
8:55	53.3	51.2	8:55	30.5	37.6	-
8:56	56.0	52.6	8:56	7001.8	500.9	X
8:57	52.5	53.8	8:57	42.5	500.3	X
8:58	52.5	55.1	8:58	32.8	499.1	X
8:59	53.0	55.2	8:59	40.0	499.6	X
9:00	53.0	54.2	9:00	43.0	500.2	X
9:01	53.3	53.6	9:01	32.3	499.7	X
9:02	53.8	53.7	9:02	30.3	499.4	X
9:03	53.5	53.8	9:03	32.8	499.3	X
9:04	53.5	53.8	9:04	32.3	499.3	X
9:05	53.3	53.8	9:05	32.8	499.3	X
9:06	55.3	53.8	9:06	34.3	499.3	X
9:07	54.5	53.8	9:07	34.0	499.3	X
9:08	53.3	53.8	9:08	40.8	499.8	X
9:09	54.0	53.6	9:09	32.5	499.5	X
9:10	53.3	53.6	9:10	33.0	499.7	X
9:11	53.5	53.5	9:11	31.3	35.0	-
9:12	53.8	53.6	9:12	31.5	34.2	-
9:13	53.0	53.6	9:13	30.0	34.0	-
9:14	54.0	53.7	9:14	30.0	33.4	-
9:15	53.8	53.7	9:15	33.5	32.7	-
9:16	52.8	53.7	9:16	29.8	32.6	-
9:17	53.5	53.7	9:17	30.5	32.6	-
9:18	54.3	53.7	9:18	30.0	32.4	-
9:19	53.8	53.7	9:19	30.0	32.3	-
9:20	53.8	53.8	9:20	29.5	32.0	-
9:21	54.3	53.7	9:21	28.8	31.7	-
9:22	53.5	53.6	9:22	28.8	31.3	-
9:23	53.8	53.7	9:23	29.3	30.6	-
9:24	54.3	53.7	9:24	29.5	30.4	-
9:25	54.0	53.7	9:25	30.5	30.2	-
9:26	58.0	54.0	9:26	31.5	30.2	-
9:27	54.0	54.0	9:27	28.5	30.0	-
9:28	54.8	54.2	9:28	35.0	30.3	-
9:29	57.8	54.4	9:29	43.3	31.2	-
9:30	57.5	54.7	9:30	43.3	31.9	-
9:31	56.5	54.9	9:31	38.5	32.5	-
9:32	54.5	55.0	9:32	33.0	32.6	-
9:33	55.5	55.1	9:33	33.3	32.8	-
9:34	55.3	55.2	9:34	33.3	33.1	-

Grand Union Bowling Alley Site
BCP #360222
150 Westchester Avenue, Port Chester
March 4, 2025

PARTICULATE DATA						
Upwind			Downwind			Exceeds Particulate Alarm Limit
Time	Concentration (ug/m^3)	15-Min Avg Concentration (ug/m^3)	Time	Concentration (ug/m^3)	15-Min Avg Concentration (ug/m^3)	
9:35	54.8	55.2	9:35	36.0	33.5	-
9:36	61.3	55.7	9:36	37.0	34.0	-
9:37	57.0	55.9	9:37	39.0	34.7	-
9:38	72.0	57.1	9:38	35.3	35.1	-
9:39	62.3	57.7	9:39	44.0	36.1	-
9:40	54.8	57.7	9:40	35.0	36.4	-
9:41	54.0	57.5	9:41	29.0	36.2	-
9:42	54.5	57.5	9:42	29.3	36.3	-
9:43	60.0	57.8	9:43	35.3	36.3	-
9:44	54.0	57.6	9:44	39.5	36.0	-
9:45	56.8	57.5	9:45	28.8	35.1	-
9:46	55.8	57.5	9:46	31.0	34.6	-
9:47	56.0	57.6	9:47	34.0	34.6	-
9:48	55.3	57.6	9:48	30.0	34.4	-
9:49	54.5	57.5	9:49	30.3	34.2	-
9:50	54.3	57.5	9:50	29.5	33.8	-
9:51	54.3	57.0	9:51	31.8	33.4	-
9:52	55.3	56.9	9:52	29.8	32.8	-
9:53	54.5	55.7	9:53	29.3	32.4	-
9:54	55.0	55.3	9:54	27.5	31.3	-
9:55	54.8	55.3	9:55	30.5	31.0	-
9:56	54.5	55.3	9:56	30.0	31.1	-
9:57	54.5	55.3	9:57	30.5	31.2	-
9:58	54.5	54.9	9:58	30.0	30.8	-
9:59	54.3	54.9	9:59	30.8	30.2	-
10:00	55.8	54.9	10:00	29.5	30.3	-
10:01	55.0	54.8	10:01	28.3	30.1	-
10:02	54.8	54.7	10:02	34.5	30.1	-
10:03	54.8	54.7	10:03	29.5	30.1	-
10:04	54.5	54.7	10:04	27.8	29.9	-
10:05	56.0	54.8	10:05	28.5	29.9	-
10:06	54.3	54.8	10:06	30.3	29.8	-
10:07	55.3	54.8	10:07	28.0	29.7	-
10:08	55.5	54.9	10:08	31.0	29.8	-
10:09	57.5	55.1	10:09	33.0	30.1	-
10:10	56.0	55.1	10:10	35.5	30.5	-
10:11	55.3	55.2	10:11	33.3	30.7	-
10:12	55.3	55.2	10:12	32.5	30.8	-
10:13	56.8	55.4	10:13	31.8	30.9	-
10:14	55.5	55.5	10:14	28.5	30.8	-
10:15	56.0	55.5	10:15	44.0	31.8	-
10:16	57.5	55.7	10:16	30.0	31.9	-
10:17	60.8	56.1	10:17	37.8	32.1	-
10:18	56.8	56.2	10:18	35.0	32.5	-
10:19	57.3	56.4	10:19	28.3	32.5	-
10:20	58.5	56.5	10:20	30.8	32.6	-
10:21	55.8	56.6	10:21	37.8	33.1	-
10:22	59.0	56.9	10:22	38.0	33.8	-

Grand Union Bowling Alley Site
BCP #360222
150 Westchester Avenue, Port Chester
March 4, 2025

PARTICULATE DATA						
Upwind			Downwind			Exceeds Particulate Alarm Limit
Time	Concentration (ug/m^3)	15-Min Avg Concentration (ug/m^3)	Time	Concentration (ug/m^3)	15-Min Avg Concentration (ug/m^3)	
10:23	61.5	57.3	10:23	35.0	34.1	-
10:24	60.0	57.5	10:24	38.5	34.4	-
10:25	57.0	57.5	10:25	40.3	34.8	-
10:26	55.3	57.5	10:26	33.8	34.8	-
10:27	55.8	57.6	10:27	35.0	35.0	-
10:28	56.3	57.5	10:28	36.8	35.3	-
10:29	55.0	57.5	10:29	30.8	35.4	-
10:30	54.8	57.4	10:30	33.0	34.7	-
10:31	57.0	57.4	10:31	32.0	34.8	-
10:32	54.3	56.9	10:32	30.5	34.4	-
10:33	55.0	56.8	10:33	33.3	34.2	-
10:34	56.0	56.7	10:34	32.8	34.5	-
10:35	60.3	56.9	10:35	36.5	34.9	-
10:36	54.5	56.8	10:36	33.3	34.6	-
10:37	55.3	56.5	10:37	32.8	34.3	-
10:38	54.5	56.1	10:38	31.3	34.0	-
10:39	55.8	55.8	10:39	33.3	33.7	-
10:40	54.0	55.6	10:40	30.8	33.0	-
10:41	53.8	55.5	10:41	32.3	32.9	-
10:42	54.8	55.4	10:42	31.3	32.7	-
10:43	53.8	55.2	10:43	39.3	32.9	-
10:44	55.0	55.2	10:44	28.0	32.7	-
10:45	55.0	55.3	10:45	35.0	32.8	-
10:46	54.5	55.1	10:46	43.3	33.6	-
10:47	57.0	55.3	10:47	36.3	33.9	-
10:48	54.0	55.2	10:48	32.8	33.9	-
10:49	56.0	55.2	10:49	37.5	34.2	-
10:50	57.0	55.0	10:50	39.8	34.4	-
10:51	54.8	55.0	10:51	29.8	34.2	-
10:52	55.3	55.0	10:52	32.8	34.2	-
10:53	53.0	54.9	10:53	29.5	34.1	-
10:54	55.0	54.9	10:54	29.3	33.8	-
10:55	53.8	54.8	10:55	28.5	33.7	-
10:56	54.8	54.9	10:56	28.0	33.4	-
10:57	53.8	54.8	10:57	32.5	33.5	-
10:58	54.3	54.9	10:58	26.0	32.6	-
10:59	56.8	55.0	10:59	31.0	32.8	-
11:00	58.3	55.2	11:00	46.3	33.5	-
11:01	54.8	55.2	11:01	35.0	33.0	-
11:02	56.0	55.2	11:02	36.0	33.0	-
11:03	56.0	55.3	11:03	33.8	33.0	-
11:04	54.0	55.2	11:04	30.8	32.6	-
11:05	54.5	55.0	11:05	30.0	31.9	-
11:06	54.3	55.0	11:06	26.8	31.7	-
11:07	53.3	54.8	11:07	30.5	31.6	-
11:08	54.0	54.9	11:08	24.8	31.3	-
11:09	59.3	55.2	11:09	27.3	31.1	-
11:10	55.3	55.3	11:10	31.3	31.3	-

Grand Union Bowling Alley Site
BCP #360222
150 Westchester Avenue, Port Chester
March 4, 2025

PARTICULATE DATA						
Upwind			Downwind			Exceeds Particulate Alarm Limit
Time	Concentration (ug/m^3)	15-Min Avg Concentration (ug/m^3)	Time	Concentration (ug/m^3)	15-Min Avg Concentration (ug/m^3)	
11:11	56.3	55.4	11:11	31.3	31.5	-
11:12	55.8	55.5	11:12	27.3	31.2	-
11:13	57.8	55.7	11:13	26.8	31.2	-
11:14	71.8	56.7	11:14	34.0	31.4	-
11:15	60.3	56.9	11:15	28.8	30.3	-
11:16	62.3	57.4	11:16	34.3	30.2	-
11:17	90.8	59.7	11:17	30.8	29.9	-
11:18	75.3	61.0	11:18	29.0	29.6	-
11:19	95.0	63.7	11:19	28.5	29.4	-
11:20	70.5	64.8	11:20	38.0	29.9	-
11:21	84.3	66.8	11:21	33.5	30.4	-
11:22	60.0	67.2	11:22	35.5	30.7	-
11:23	102.0	70.4	11:23	33.5	31.3	-
11:24	99.3	73.1	11:24	34.0	31.8	-
11:25	78.5	74.6	11:25	38.0	32.2	-
11:26	60.5	74.9	11:26	31.3	32.2	-
11:27	140.5	80.6	11:27	32.0	32.5	-
11:28	104.8	83.7	11:28	34.5	33.0	-
11:29	128.8	87.5	11:29	39.8	33.4	-
11:30	92.5	89.7	11:30	34.0	33.8	-
11:31	73.5	90.4	11:31	36.5	33.9	-
11:32	81.5	89.8	11:32	31.8	34.0	-
11:33	76.8	89.9	11:33	28.0	33.9	-
11:34	111.8	91.0	11:34	35.8	34.4	-
11:35	72.5	91.1	11:35	35.5	34.2	-
11:36	62.8	89.7	11:36	30.8	34.1	-
11:37	106.0	92.8	11:37	31.8	33.8	-
11:38	68.0	90.5	11:38	31.0	33.6	-
11:39	103.8	90.8	11:39	38.8	34.0	-
11:40	60.0	89.6	11:40	29.5	33.4	-
11:41	55.0	89.2	11:41	25.5	33.0	-
11:42	57.5	83.7	11:42	27.0	32.7	-
11:43	54.5	80.3	11:43	25.8	32.1	-
11:44	53.8	75.3	11:44	28.3	31.3	-
11:45	54.0	72.8	11:45	23.8	30.6	-
11:46	53.8	71.4	11:46	26.8	30.0	-
11:47	54.8	69.7	11:47	24.0	29.5	-
11:48	55.0	68.2	11:48	33.5	29.8	-
11:49	53.8	64.3	11:49	23.5	29.0	-
11:50	53.5	63.1	11:50	23.3	28.2	-
11:51	53.5	62.5	11:51	23.5	27.7	-
11:52	57.8	59.2	11:52	23.0	27.1	-
11:53	54.3	58.3	11:53	27.3	26.9	-
11:54	54.3	55.0	11:54	28.5	26.2	-
11:55	53.8	54.6	11:55	23.3	25.8	-
11:56	53.8	54.5	11:56	22.0	25.6	-
11:57	54.3	54.3	11:57	22.3	25.2	-
11:58	54.0	54.3	11:58	22.5	25.0	-

Grand Union Bowling Alley Site
BCP #360222
150 Westchester Avenue, Port Chester
March 4, 2025

PARTICULATE DATA						
Upwind			Downwind			Exceeds Particulate Alarm Limit
Time	Concentration (ug/m^3)	15-Min Avg Concentration (ug/m^3)	Time	Concentration (ug/m^3)	15-Min Avg Concentration (ug/m^3)	
11:59	54.5	54.3	11:59	22.8	24.7	-
12:00	53.5	54.3	12:00	22.3	24.6	-
12:01	53.8	54.3	12:01	23.8	24.4	-
12:02	53.5	54.2	12:02	22.8	24.3	-
12:03	54.0	54.1	12:03	24.0	23.6	-
12:04	54.5	54.2	12:04	28.0	23.9	-
12:05	55.3	54.3	12:05	25.8	24.1	-
12:06	57.8	54.6	12:06	23.5	24.1	-
12:07	56.8	54.5	12:07	26.5	24.3	-
12:08	59.0	54.8	12:08	27.5	24.4	-
12:09	59.5	55.2	12:09	25.8	24.2	-
12:10	58.8	55.5	12:10	27.3	24.4	-
12:11	55.5	55.6	12:11	25.3	24.7	-
12:12	69.3	56.6	12:12	25.8	24.9	-
12:13	108.0	60.2	12:13	28.5	25.3	-
12:14	60.8	60.7	12:14	26.0	25.5	-
12:15	56.0	60.8	12:15	23.0	25.6	-
12:16	55.8	61.0	12:16	22.5	25.5	-
12:17	54.3	61.0	12:17	24.3	25.6	-
12:18	54.8	61.1	12:18	24.0	25.6	-
12:19	54.0	61.0	12:19	26.0	25.4	-
12:20	57.0	61.1	12:20	23.0	25.3	-
12:21	54.3	60.9	12:21	24.0	25.3	-
12:22	54.8	60.8	12:22	22.5	25.0	-
12:23	53.8	60.4	12:23	22.3	24.7	-
12:24	52.5	60.0	12:24	24.0	24.6	-
12:25	53.8	59.6	12:25	23.5	24.3	-
12:26	53.3	59.5	12:26	22.0	24.1	-
12:27	55.0	58.5	12:27	23.5	23.9	-
12:28	57.0	55.1	12:28	25.3	23.7	-
12:29	54.5	54.7	12:29	27.5	23.8	-
12:30	55.5	54.7	12:30	27.0	24.1	-
12:31	55.5	54.7	12:31	23.8	24.2	-
12:32	56.0	54.8	12:32	24.3	24.2	-
12:33	54.8	54.8	12:33	24.5	24.2	-
12:34	54.5	54.8	12:34	24.3	24.1	-
12:35	53.0	54.5	12:35	23.0	24.1	-
12:36	53.0	54.5	12:36	22.3	24.0	-
12:37	53.3	54.4	12:37	23.5	24.0	-
12:38	52.8	54.3	12:38	23.8	24.1	-
12:39	53.8	54.4	12:39	24.5	24.2	-
12:40	53.0	54.3	12:40	22.8	24.1	-
12:41	53.8	54.4	12:41	23.5	24.2	-
12:42	53.0	54.2	12:42	23.3	24.2	-
12:43	52.8	53.9	12:43	22.8	24.0	-
12:44	52.8	53.8	12:44	23.3	23.8	-
12:45	53.0	53.7	12:45	25.0	23.6	-
12:46	53.0	53.5	12:46	28.5	23.9	-

Grand Union Bowling Alley Site
BCP #360222
150 Westchester Avenue, Port Chester
March 4, 2025

PARTICULATE DATA						
Upwind			Downwind			Exceeds Particulate Alarm Limit
Time	Concentration (ug/m^3)	15-Min Avg Concentration (ug/m^3)	Time	Concentration (ug/m^3)	15-Min Avg Concentration (ug/m^3)	
12:47	54.3	53.4	12:47	24.0	23.9	-
12:48	53.8	53.3	12:48	24.3	23.9	-
12:49	54.3	53.3	12:49	25.3	24.0	-
12:50	54.5	53.4	12:50	24.8	24.1	-
12:51	53.5	53.4	12:51	22.8	24.1	-
12:52	53.5	53.4	12:52	24.0	24.2	-
12:53	53.0	53.5	12:53	23.8	24.2	-
12:54	53.5	53.4	12:54	25.5	24.2	-
12:55	53.0	53.4	12:55	23.0	24.2	-
12:56	53.5	53.4	12:56	22.0	24.1	-
12:57	53.0	53.4	12:57	24.0	24.2	-
12:58	53.8	53.5	12:58	24.0	24.3	-
12:59	54.0	53.6	12:59	24.0	24.3	-
13:00	53.5	53.6	13:00	23.0	24.2	-
13:01	54.3	53.7	13:01	23.3	23.8	-
13:02	55.0	53.7	13:02	23.0	23.8	-
13:03	58.0	54.0	13:03	26.3	23.9	-
13:04	53.8	54.0	13:04	27.0	24.0	-
13:05	53.5	53.9	13:05	23.3	23.9	-
13:06	53.5	53.9	13:06	23.5	24.0	-
13:07	55.0	54.0	13:07	23.3	23.9	-
13:08	54.5	54.1	13:08	26.5	24.1	-
13:09	55.3	54.2	13:09	27.0	24.2	-
13:10	53.5	54.3	13:10	26.0	24.4	-
13:11	56.0	54.4	13:11	28.8	24.9	-
13:12	55.0	54.6	13:12	26.0	25.0	-
13:13	56.3	54.7	13:13	96.0	29.8	-
13:14	56.5	54.9	13:14	41.8	31.0	-
13:15	79.5	56.6	13:15	37.5	31.9	-
13:16	54.5	56.7	13:16	31.3	32.5	-
13:17	60.8	57.0	13:17	32.8	33.1	-
13:18	56.3	56.9	13:18	26.8	33.2	-
13:19	54.5	57.0	13:19	23.0	32.9	-
13:20	55.5	57.1	13:20	24.0	32.9	-
13:21	52.5	57.0	13:21	23.0	32.9	-
13:22	53.0	56.9	13:22	26.3	33.1	-
13:23	55.3	57.0	13:23	25.8	33.1	-
13:24	55.3	57.0	13:24	26.0	33.0	-
13:25	53.8	57.0	13:25	31.8	33.4	-
13:26	53.8	56.8	13:26	31.0	33.5	-
13:27	53.0	56.7	13:27	25.8	33.5	-
13:28	57.5	56.8	13:28	22.8	28.6	-
13:29	54.3	56.6	13:29	23.3	27.4	-
13:30	52.0	54.8	13:30	25.5	26.6	-
13:31	53.5	54.7	13:31	32.3	26.7	-
13:32	52.3	54.2	13:32	77.3	29.6	-
13:33	52.8	53.9	13:33	64.5	32.1	-
13:34	55.5	54.0	13:34	42.3	33.4	-

Grand Union Bowling Alley Site
BCP #360222
150 Westchester Avenue, Port Chester
March 4, 2025

PARTICULATE DATA						
Upwind			Downwind			Exceeds Particulate Alarm Limit
Time	Concentration (ug/m^3)	15-Min Avg Concentration (ug/m^3)	Time	Concentration (ug/m^3)	15-Min Avg Concentration (ug/m^3)	
13:35	53.3	53.8	13:35	24.8	33.5	-
13:36	52.5	53.8	13:36	23.0	33.5	-
13:37	52.5	53.8	13:37	22.0	33.2	-
13:38	51.8	53.6	13:38	22.8	33.0	-
13:39	51.5	53.3	13:39	22.3	32.7	-
13:40	52.0	53.2	13:40	22.3	32.1	-
13:41	52.5	53.1	13:41	21.0	31.4	-
13:42	52.5	53.1	13:42	22.5	31.2	-
13:43	52.0	52.7	13:43	25.3	31.4	-
13:44	52.0	52.6	13:44	25.8	31.6	-
13:45	52.5	52.6	13:45	24.5	31.5	-
13:46	52.5	52.5	13:46	24.5	31.0	-
13:47	53.0	52.6	13:47	23.8	27.4	-
13:48	51.8	52.5	13:48	22.0	24.6	-
13:49	53.3	52.4	13:49	23.5	23.3	-
13:50	52.8	52.3	13:50	24.3	23.3	-
13:51	51.8	52.3	13:51	24.5	23.4	-
13:52	53.3	52.3	13:52	27.5	23.8	-
13:53	56.5	52.7	13:53	23.8	23.8	-
13:54	55.5	52.9	13:54	23.5	23.9	-
13:55	53.3	53.0	13:55	24.8	24.1	-
13:56	52.3	53.0	13:56	23.8	24.3	-
13:57	52.3	53.0	13:57	24.8	24.4	-
13:58	52.8	53.0	13:58	24.3	24.3	-
13:59	53.0	53.1	13:59	23.8	24.2	-
14:00	52.3	53.1	14:00	25.5	24.3	-
14:01	52.3	53.1	14:01	24.8	24.3	-
14:02	51.5	53.0	14:02	23.8	24.3	-
14:03	51.8	53.0	14:03	24.0	24.4	-
14:04	51.8	52.9	14:04	22.8	24.4	-
14:05	51.8	52.8	14:05	25.0	24.4	-
14:06	51.5	52.8	14:06	23.0	24.3	-
14:07	51.0	52.6	14:07	24.0	24.1	-
14:08	58.0	52.7	14:08	27.0	24.3	-
14:09	52.8	52.5	14:09	29.3	24.7	-
14:10	53.0	52.5	14:10	29.0	25.0	-
14:11	52.0	52.5	14:11	27.0	25.2	-
14:12	52.8	52.5	14:12	33.8	25.8	-
14:13	61.0	53.1	14:13	25.5	25.9	-
14:14	56.5	53.3	14:14	26.5	26.1	-
14:15	52.3	53.3	14:15	25.0	26.0	-
14:16	51.5	53.3	14:16	21.5	25.8	-
14:17	53.3	53.4	14:17	24.8	25.9	-
14:18	59.3	53.9	14:18	24.5	25.9	-
14:19	52.8	54.0	14:19	34.3	26.7	-
14:20	77.5	55.7	14:20	40.5	27.7	-
14:21	53.0	55.8	14:21	24.0	27.8	-
14:22	51.5	55.8	14:22	24.8	27.8	-

Grand Union Bowling Alley Site
BCP #360222
150 Westchester Avenue, Port Chester
March 4, 2025

PARTICULATE DATA						
Upwind			Downwind			Exceeds Particulate Alarm Limit
Time	Concentration (ug/m^3)	15-Min Avg Concentration (ug/m^3)	Time	Concentration (ug/m^3)	15-Min Avg Concentration (ug/m^3)	
14:23	52.0	55.4	14:23	25.3	27.7	-
14:24	51.8	55.3	14:24	23.5	27.3	-
14:25	52.3	55.3	14:25	28.5	27.3	-
14:26	51.5	55.3	14:26	34.0	27.8	-
14:27	51.8	55.2	14:27	32.5	27.7	-
14:28	53.8	54.7	14:28	30.3	28.0	-
14:29	51.3	54.4	14:29	29.3	28.2	-
14:30	51.8	54.3	14:30	27.5	28.3	-
14:31	51.5	54.3	14:31	28.3	28.8	-
14:32	52.8	54.3	14:32	29.0	29.1	-
14:33	52.3	53.8	14:33	29.3	29.4	-
14:34	52.0	53.8	14:34	29.3	29.1	-
14:35	51.5	52.0	14:35	25.0	28.0	-
14:36	51.8	52.0	14:36	24.5	28.1	-
14:37	56.8	52.3	14:37	24.0	28.0	-
14:38	52.5	52.3	14:38	31.0	28.4	-
14:39	51.5	52.3	14:39	25.5	28.5	-
14:40	51.8	52.3	14:40	23.3	28.2	-
14:41	52.5	52.4	14:41	22.5	27.4	-
14:42	52.0	52.4	14:42	39.3	27.9	-
14:43	51.5	52.2	14:43	24.3	27.5	-
14:44	51.3	52.2	14:44	22.0	27.0	-
14:45	51.8	52.2	14:45	22.8	26.7	-
14:46	51.3	52.2	14:46	25.0	26.4	-
14:47	51.3	52.1	14:47	22.5	26.0	-
14:48	51.5	52.1	14:48	23.5	25.6	-
14:49	51.8	52.0	14:49	23.0	25.2	-
14:50	51.3	52.0	14:50	23.3	25.1	-
14:51	51.0	52.0	14:51	24.8	25.1	-
14:52	51.8	51.6	14:52	22.5	25.0	-
14:53	51.0	51.5	14:53	22.5	24.4	-
14:54	52.5	51.6	14:54	23.8	24.3	-
14:55	51.3	51.6	14:55	22.0	24.2	-
14:56	50.5	51.4	14:56	22.8	24.3	-
14:57	52.3	51.5	14:57	25.0	23.3	-
14:58	52.3	51.5	14:58	22.3	23.2	-
14:59	51.3	51.5	14:59	23.0	23.2	-

Grand Union Bowling Alley Site
BCP #360222
150 Westchester Avenue, Port Chester
March 4, 2025

Tuesday, March 4, 2025						
Number of Instances Where Downwind VOCs Exceeds Upwind VOCs + 5 =						0
Number of Comparable Data Points =						399
Start Time:						8:05
End Time:						14:59
PID DATA						
Upwind			Downwind			Exceeds VOC Alarm Limit
Time	Concentration (ppm)	15-Min Avg Concentration (ppm)	Time	Concentration (ppm)	15-Min Avg Concentration (ppm)	
8:05	-	-	8:05	0.0	-	-
8:06	0.0	-	8:06	0.0	-	-
8:07	0.0	-	8:07	0.0	-	-
8:08	0.0	-	8:08	0.0	-	-
8:09	0.0	-	8:09	0.0	-	-
8:10	0.0	-	8:10	0.0	-	-
8:11	0.0	-	8:11	0.0	-	-
8:12	0.0	-	8:12	0.0	-	-
8:13	0.0	-	8:13	0.0	-	-
8:14	0.0	-	8:14	0.0	-	-
8:15	0.0	-	8:15	0.0	-	-
8:16	0.0	-	8:16	0.0	-	-
8:17	0.0	-	8:17	0.0	-	-
8:18	0.0	-	8:18	0.0	-	-
8:19	0.0	-	8:19	0.0	-	-
8:20	0.0	-	8:20	0.0	0.0	-
8:21	0.0	0.0	8:21	0.0	0.0	-
8:22	0.0	0.0	8:22	0.0	0.0	-
8:23	0.0	0.0	8:23	0.0	0.0	-
8:24	0.0	0.0	8:24	0.0	0.0	-
8:25	0.0	0.0	8:25	0.0	0.0	-
8:26	0.0	0.0	8:26	0.0	0.0	-
8:27	0.0	0.0	8:27	0.0	0.0	-
8:28	0.0	0.0	8:28	0.0	0.0	-
8:29	0.0	0.0	8:29	0.0	0.0	-
8:30	0.0	0.0	8:30	0.0	0.0	-
8:31	0.0	0.0	8:31	0.0	0.0	-
8:32	0.0	0.0	8:32	0.0	0.0	-
8:33	0.0	0.0	8:33	0.0	0.0	-
8:34	0.0	0.0	8:34	0.0	0.0	-
8:35	0.0	0.0	8:35	0.0	0.0	-
8:36	0.0	0.0	8:36	0.0	0.0	-
8:37	0.0	0.0	8:37	0.0	0.0	-
8:38	0.0	0.0	8:38	0.0	0.0	-
8:39	0.0	0.0	8:39	0.0	0.0	-
8:40	0.0	0.0	8:40	0.0	0.0	-
8:41	0.0	0.0	8:41	0.0	0.0	-
8:42	0.0	0.0	8:42	0.0	0.0	-
8:43	0.0	0.0	8:43	0.0	0.0	-
8:44	0.0	0.0	8:44	0.0	0.0	-
8:45	0.0	0.0	8:45	0.0	0.0	-
8:46	0.0	0.0	8:46	0.0	0.0	-
8:47	0.0	0.0	8:47	0.0	0.0	-

Grand Union Bowling Alley Site
BCP #360222
150 Westchester Avenue, Port Chester
March 4, 2025

PID DATA						
Upwind			Downwind			
Time	Concentration (ppm)	15-Min Avg Concentration (ppm)	Time	Concentration (ppm)	15-Min Avg Concentration (ppm)	Exceeds VOC Alarm Limit
8:48	0.0	0.0	8:48	0.0	0.0	-
8:49	0.0	0.0	8:49	0.0	0.0	-
8:50	0.0	0.0	8:50	0.0	0.0	-
8:51	0.0	0.0	8:51	0.0	0.0	-
8:52	0.0	0.0	8:52	0.0	0.0	-
8:53	0.0	0.0	8:53	0.0	0.0	-
8:54	0.0	0.0	8:54	0.0	0.0	-
8:55	0.0	0.0	8:55	0.0	0.0	-
8:56	0.0	0.0	8:56	0.0	0.0	-
8:57	0.0	0.0	8:57	0.0	0.0	-
8:58	0.0	0.0	8:58	0.0	0.0	-
8:59	0.0	0.0	8:59	0.0	0.0	-
9:00	0.0	0.0	9:00	0.0	0.0	-
9:01	0.0	0.0	9:01	0.0	0.0	-
9:02	0.0	0.0	9:02	0.0	0.0	-
9:03	0.0	0.0	9:03	0.0	0.0	-
9:04	0.0	0.0	9:04	0.0	0.0	-
9:05	0.0	0.0	9:05	0.0	0.0	-
9:06	0.0	0.0	9:06	0.0	0.0	-
9:07	0.0	0.0	9:07	0.0	0.0	-
9:08	0.0	0.0	9:08	0.0	0.0	-
9:09	0.0	0.0	9:09	0.0	0.0	-
9:10	0.0	0.0	9:10	0.0	0.0	-
9:11	0.0	0.0	9:11	0.0	0.0	-
9:12	0.0	0.0	9:12	0.0	0.0	-
9:13	0.0	0.0	9:13	0.0	0.0	-
9:14	0.0	0.0	9:14	0.0	0.0	-
9:15	0.0	0.0	9:15	0.0	0.0	-
9:16	0.0	0.0	9:16	0.0	0.0	-
9:17	0.0	0.0	9:17	0.0	0.0	-
9:18	0.0	0.0	9:18	0.0	0.0	-
9:19	0.0	0.0	9:19	0.0	0.0	-
9:20	0.0	0.0	9:20	0.0	0.0	-
9:21	0.0	0.0	9:21	0.0	0.0	-
9:22	0.0	0.0	9:22	0.0	0.0	-
9:23	0.0	0.0	9:23	0.0	0.0	-
9:24	0.0	0.0	9:24	0.0	0.0	-
9:25	0.0	0.0	9:25	0.0	0.0	-
9:26	0.0	0.0	9:26	0.0	0.0	-
9:27	0.0	0.0	9:27	0.0	0.0	-
9:28	0.0	0.0	9:28	0.0	0.0	-
9:29	0.0	0.0	9:29	0.0	0.0	-
9:30	0.0	0.0	9:30	0.0	0.0	-
9:31	0.0	0.0	9:31	0.0	0.0	-
9:32	0.0	0.0	9:32	0.0	0.0	-
9:33	0.0	0.0	9:33	0.0	0.0	-
9:34	0.0	0.0	9:34	0.0	0.0	-
9:35	0.0	0.0	9:35	0.0	0.0	-

Grand Union Bowling Alley Site
BCP #360222
150 Westchester Avenue, Port Chester
March 4, 2025

PID DATA						
Upwind			Downwind			
Time	Concentration (ppm)	15-Min Avg Concentration (ppm)	Time	Concentration (ppm)	15-Min Avg Concentration (ppm)	Exceeds VOC Alarm Limit
9:36	0.0	0.0	9:36	0.0	0.0	-
9:37	0.0	0.0	9:37	0.0	0.0	-
9:38	0.0	0.0	9:38	0.0	0.0	-
9:39	0.0	0.0	9:39	0.0	0.0	-
9:40	0.0	0.0	9:40	0.0	0.0	-
9:41	0.0	0.0	9:41	0.0	0.0	-
9:42	0.0	0.0	9:42	0.0	0.0	-
9:43	0.0	0.0	9:43	0.0	0.0	-
9:44	0.0	0.0	9:44	0.0	0.0	-
9:45	0.0	0.0	9:45	0.0	0.0	-
9:46	0.0	0.0	9:46	0.0	0.0	-
9:47	0.0	0.0	9:47	0.0	0.0	-
9:48	0.0	0.0	9:48	0.0	0.0	-
9:49	0.0	0.0	9:49	0.0	0.0	-
9:50	0.0	0.0	9:50	0.0	0.0	-
9:51	0.0	0.0	9:51	0.0	0.0	-
9:52	0.0	0.0	9:52	0.0	0.0	-
9:53	0.0	0.0	9:53	0.0	0.0	-
9:54	0.0	0.0	9:54	0.0	0.0	-
9:55	0.0	0.0	9:55	0.0	0.0	-
9:56	0.0	0.0	9:56	0.0	0.0	-
9:57	0.0	0.0	9:57	0.0	0.0	-
9:58	0.0	0.0	9:58	0.0	0.0	-
9:59	0.0	0.0	9:59	0.0	0.0	-
10:00	0.0	0.0	10:00	0.0	0.0	-
10:01	0.0	0.0	10:01	0.0	0.0	-
10:02	0.0	0.0	10:02	0.0	0.0	-
10:03	0.0	0.0	10:03	0.0	0.0	-
10:04	0.0	0.0	10:04	0.0	0.0	-
10:05	0.0	0.0	10:05	0.0	0.0	-
10:06	0.0	0.0	10:06	0.0	0.0	-
10:07	0.0	0.0	10:07	0.0	0.0	-
10:08	0.0	0.0	10:08	0.0	0.0	-
10:09	0.0	0.0	10:09	0.0	0.0	-
10:10	0.0	0.0	10:10	0.0	0.0	-
10:11	0.0	0.0	10:11	0.0	0.0	-
10:12	0.0	0.0	10:12	0.0	0.0	-
10:13	0.0	0.0	10:13	0.0	0.0	-
10:14	0.0	0.0	10:14	0.0	0.0	-
10:15	0.0	0.0	10:15	0.0	0.0	-
10:16	0.0	0.0	10:16	0.0	0.0	-
10:17	0.0	0.0	10:17	0.0	0.0	-
10:18	0.0	0.0	10:18	0.0	0.0	-
10:19	0.0	0.0	10:19	0.0	0.0	-
10:20	0.0	0.0	10:20	0.0	0.0	-
10:21	0.0	0.0	10:21	0.0	0.0	-
10:22	0.0	0.0	10:22	0.0	0.0	-
10:23	0.0	0.0	10:23	0.0	0.0	-

Grand Union Bowling Alley Site
BCP #360222
150 Westchester Avenue, Port Chester
March 4, 2025

PID DATA						
Upwind			Downwind			
Time	Concentration (ppm)	15-Min Avg Concentration (ppm)	Time	Concentration (ppm)	15-Min Avg Concentration (ppm)	Exceeds VOC Alarm Limit
10:24	0.0	0.0	10:24	0.0	0.0	-
10:25	0.0	0.0	10:25	0.0	0.0	-
10:26	0.0	0.0	10:26	0.0	0.0	-
10:27	0.0	0.0	10:27	0.0	0.0	-
10:28	0.0	0.0	10:28	0.0	0.0	-
10:29	0.0	0.0	10:29	0.0	0.0	-
10:30	0.0	0.0	10:30	0.0	0.0	-
10:31	0.0	0.0	10:31	0.0	0.0	-
10:32	0.0	0.0	10:32	0.0	0.0	-
10:33	0.0	0.0	10:33	0.0	0.0	-
10:34	0.0	0.0	10:34	0.0	0.0	-
10:35	0.0	0.0	10:35	0.0	0.0	-
10:36	0.0	0.0	10:36	0.0	0.0	-
10:37	0.0	0.0	10:37	0.0	0.0	-
10:38	0.0	0.0	10:38	0.0	0.0	-
10:39	0.0	0.0	10:39	0.0	0.0	-
10:40	0.0	0.0	10:40	0.0	0.0	-
10:41	0.0	0.0	10:41	0.0	0.0	-
10:42	0.0	0.0	10:42	0.0	0.0	-
10:43	0.0	0.0	10:43	0.0	0.0	-
10:44	0.0	0.0	10:44	0.0	0.0	-
10:45	0.0	0.0	10:45	0.0	0.0	-
10:46	0.0	0.0	10:46	0.0	0.0	-
10:47	0.0	0.0	10:47	0.0	0.0	-
10:48	0.0	0.0	10:48	0.0	0.0	-
10:49	0.0	0.0	10:49	0.0	0.0	-
10:50	0.0	0.0	10:50	0.0	0.0	-
10:51	0.0	0.0	10:51	0.0	0.0	-
10:52	0.0	0.0	10:52	0.0	0.0	-
10:53	0.0	0.0	10:53	0.0	0.0	-
10:54	0.0	0.0	10:54	0.0	0.0	-
10:55	0.0	0.0	10:55	0.0	0.0	-
10:56	0.0	0.0	10:56	0.0	0.0	-
10:57	0.0	0.0	10:57	0.0	0.0	-
10:58	0.0	0.0	10:58	0.0	0.0	-
10:59	0.0	0.0	10:59	0.0	0.0	-
11:00	0.0	0.0	11:00	0.0	0.0	-
11:01	0.0	0.0	11:01	0.0	0.0	-
11:02	0.0	0.0	11:02	0.0	0.0	-
11:03	0.0	0.0	11:03	0.0	0.0	-
11:04	0.0	0.0	11:04	0.0	0.0	-
11:05	0.0	0.0	11:05	0.0	0.0	-
11:06	0.0	0.0	11:06	0.0	0.0	-
11:07	0.0	0.0	11:07	0.0	0.0	-
11:08	0.0	0.0	11:08	0.0	0.0	-
11:09	0.0	0.0	11:09	0.0	0.0	-
11:10	0.0	0.0	11:10	0.0	0.0	-
11:11	0.0	0.0	11:11	0.0	0.0	-

Grand Union Bowling Alley Site
BCP #360222
150 Westchester Avenue, Port Chester
March 4, 2025

PID DATA						
Upwind			Downwind			
Time	Concentration (ppm)	15-Min Avg Concentration (ppm)	Time	Concentration (ppm)	15-Min Avg Concentration (ppm)	Exceeds VOC Alarm Limit
11:12	0.0	0.0	11:12	0.0	0.0	-
11:13	0.0	0.0	11:13	0.0	0.0	-
11:14	0.0	0.0	11:14	0.0	0.0	-
11:15	0.0	0.0	11:15	0.0	0.0	-
11:16	0.0	0.0	11:16	0.0	0.0	-
11:17	0.0	0.0	11:17	0.0	0.0	-
11:18	0.0	0.0	11:18	0.0	0.0	-
11:19	0.0	0.0	11:19	0.0	0.0	-
11:20	0.0	0.0	11:20	0.0	0.0	-
11:21	0.0	0.0	11:21	0.0	0.0	-
11:22	0.0	0.0	11:22	0.0	0.0	-
11:23	0.0	0.0	11:23	0.0	0.0	-
11:24	0.0	0.0	11:24	0.0	0.0	-
11:25	0.0	0.0	11:25	0.0	0.0	-
11:26	0.0	0.0	11:26	0.0	0.0	-
11:27	0.0	0.0	11:27	0.0	0.0	-
11:28	0.0	0.0	11:28	0.0	0.0	-
11:29	0.0	0.0	11:29	0.0	0.0	-
11:30	0.0	0.0	11:30	0.0	0.0	-
11:31	0.0	0.0	11:31	0.0	0.0	-
11:32	0.0	0.0	11:32	0.0	0.0	-
11:33	0.0	0.0	11:33	0.0	0.0	-
11:34	0.0	0.0	11:34	0.0	0.0	-
11:35	0.0	0.0	11:35	0.0	0.0	-
11:36	0.0	0.0	11:36	0.0	0.0	-
11:37	0.0	0.0	11:37	0.0	0.0	-
11:38	0.0	0.0	11:38	0.0	0.0	-
11:39	0.0	0.0	11:39	0.0	0.0	-
11:40	0.0	0.0	11:40	0.0	0.0	-
11:41	0.0	0.0	11:41	0.0	0.0	-
11:42	0.0	0.0	11:42	0.0	0.0	-
11:43	0.0	0.0	11:43	0.0	0.0	-
11:44	0.0	0.0	11:44	0.0	0.0	-
11:45	0.0	0.0	11:45	0.0	0.0	-
11:46	0.0	0.0	11:46	0.0	0.0	-
11:47	0.0	0.0	11:47	0.0	0.0	-
11:48	0.0	0.0	11:48	0.0	0.0	-
11:49	0.0	0.0	11:49	0.0	0.0	-
11:50	0.0	0.0	11:50	0.0	0.0	-
11:51	0.0	0.0	11:51	0.0	0.0	-
11:52	0.0	0.0	11:52	0.0	0.0	-
11:53	0.0	0.0	11:53	0.0	0.0	-
11:54	0.0	0.0	11:54	0.0	0.0	-
11:55	0.0	0.0	11:55	0.0	0.0	-
11:56	0.0	0.0	11:56	0.0	0.0	-
11:57	0.0	0.0	11:57	0.0	0.0	-
11:58	0.0	0.0	11:58	0.0	0.0	-
11:59	0.0	0.0	11:59	0.0	0.0	-

Grand Union Bowling Alley Site
BCP #360222
150 Westchester Avenue, Port Chester
March 4, 2025

PID DATA						
Upwind			Downwind			
Time	Concentration (ppm)	15-Min Avg Concentration (ppm)	Time	Concentration (ppm)	15-Min Avg Concentration (ppm)	Exceeds VOC Alarm Limit
12:00	0.0	0.0	12:00	0.0	0.0	-
12:01	0.0	0.0	12:01	0.0	0.0	-
12:02	0.0	0.0	12:02	0.0	0.0	-
12:03	0.0	0.0	12:03	0.0	0.0	-
12:04	0.0	0.0	12:04	0.0	0.0	-
12:05	0.0	0.0	12:05	0.0	0.0	-
12:06	0.0	0.0	12:06	0.0	0.0	-
12:07	0.0	0.0	12:07	0.0	0.0	-
12:08	0.0	0.0	12:08	0.0	0.0	-
12:09	0.0	0.0	12:09	0.0	0.0	-
12:10	0.0	0.0	12:10	0.0	0.0	-
12:11	0.0	0.0	12:11	0.0	0.0	-
12:12	0.0	0.0	12:12	0.0	0.0	-
12:13	0.0	0.0	12:13	0.0	0.0	-
12:14	0.0	0.0	12:14	0.0	0.0	-
12:15	0.0	0.0	12:15	0.0	0.0	-
12:16	0.0	0.0	12:16	0.0	0.0	-
12:17	0.0	0.0	12:17	0.0	0.0	-
12:18	0.0	0.0	12:18	0.0	0.0	-
12:19	0.0	0.0	12:19	0.0	0.0	-
12:20	0.0	0.0	12:20	0.0	0.0	-
12:21	0.0	0.0	12:21	0.0	0.0	-
12:22	0.0	0.0	12:22	0.0	0.0	-
12:23	0.0	0.0	12:23	0.0	0.0	-
12:24	0.0	0.0	12:24	0.0	0.0	-
12:25	0.0	0.0	12:25	0.0	0.0	-
12:26	0.0	0.0	12:26	0.0	0.0	-
12:27	0.0	0.0	12:27	0.0	0.0	-
12:28	0.0	0.0	12:28	0.0	0.0	-
12:29	0.0	0.0	12:29	0.0	0.0	-
12:30	0.0	0.0	12:30	0.0	0.0	-
12:31	0.0	0.0	12:31	0.0	0.0	-
12:32	0.0	0.0	12:32	0.0	0.0	-
12:33	0.0	0.0	12:33	0.0	0.0	-
12:34	0.0	0.0	12:34	0.0	0.0	-
12:35	0.0	0.0	12:35	0.0	0.0	-
12:36	0.0	0.0	12:36	0.0	0.0	-
12:37	0.0	0.0	12:37	0.0	0.0	-
12:38	0.0	0.0	12:38	0.0	0.0	-
12:39	0.0	0.0	12:39	0.0	0.0	-
12:40	0.0	0.0	12:40	0.0	0.0	-
12:41	0.0	0.0	12:41	0.0	0.0	-
12:42	0.0	0.0	12:42	0.0	0.0	-
12:43	0.0	0.0	12:43	0.0	0.0	-
12:44	0.0	0.0	12:44	0.0	0.0	-
12:45	0.0	0.0	12:45	0.0	0.0	-
12:46	0.0	0.0	12:46	0.0	0.0	-
12:47	0.0	0.0	12:47	0.0	0.0	-

Grand Union Bowling Alley Site
BCP #360222
150 Westchester Avenue, Port Chester
March 4, 2025

PID DATA						
Upwind			Downwind			
Time	Concentration (ppm)	15-Min Avg Concentration (ppm)	Time	Concentration (ppm)	15-Min Avg Concentration (ppm)	Exceeds VOC Alarm Limit
12:48	0.0	0.0	12:48	0.0	0.0	-
12:49	0.0	0.0	12:49	0.0	0.0	-
12:50	0.0	0.0	12:50	0.0	0.0	-
12:51	0.0	0.0	12:51	0.0	0.0	-
12:52	0.0	0.0	12:52	0.0	0.0	-
12:53	0.0	0.0	12:53	0.0	0.0	-
12:54	0.0	0.0	12:54	0.0	0.0	-
12:55	0.0	0.0	12:55	0.0	0.0	-
12:56	0.0	0.0	12:56	0.0	0.0	-
12:57	0.0	0.0	12:57	0.0	0.0	-
12:58	0.0	0.0	12:58	0.0	0.0	-
12:59	0.0	0.0	12:59	0.0	0.0	-
13:00	0.0	0.0	13:00	0.0	0.0	-
13:01	0.0	0.0	13:01	0.0	0.0	-
13:02	0.0	0.0	13:02	0.0	0.0	-
13:03	0.0	0.0	13:03	0.0	0.0	-
13:04	0.0	0.0	13:04	0.0	0.0	-
13:05	0.0	0.0	13:05	0.0	0.0	-
13:06	0.0	0.0	13:06	0.0	0.0	-
13:07	0.0	0.0	13:07	0.0	0.0	-
13:08	0.0	0.0	13:08	0.0	0.0	-
13:09	0.0	0.0	13:09	0.0	0.0	-
13:10	0.0	0.0	13:10	0.0	0.0	-
13:11	0.0	0.0	13:11	0.0	0.0	-
13:12	0.0	0.0	13:12	0.0	0.0	-
13:13	0.0	0.0	13:13	0.0	0.0	-
13:14	0.0	0.0	13:14	0.0	0.0	-
13:15	0.0	0.0	13:15	0.0	0.0	-
13:16	0.0	0.0	13:16	0.0	0.0	-
13:17	0.0	0.0	13:17	0.0	0.0	-
13:18	0.0	0.0	13:18	0.0	0.0	-
13:19	0.0	0.0	13:19	0.0	0.0	-
13:20	0.0	0.0	13:20	0.0	0.0	-
13:21	0.0	0.0	13:21	0.0	0.0	-
13:22	0.0	0.0	13:22	0.0	0.0	-
13:23	0.0	0.0	13:23	0.0	0.0	-
13:24	0.0	0.0	13:24	0.0	0.0	-
13:25	0.0	0.0	13:25	0.0	0.0	-
13:26	0.0	0.0	13:26	0.0	0.0	-
13:27	0.0	0.0	13:27	0.0	0.0	-
13:28	0.0	0.0	13:28	0.0	0.0	-
13:29	0.0	0.0	13:29	0.0	0.0	-
13:30	0.0	0.0	13:30	0.0	0.0	-
13:31	0.0	0.0	13:31	0.0	0.0	-
13:32	0.0	0.0	13:32	0.0	0.0	-
13:33	0.0	0.0	13:33	0.0	0.0	-
13:34	0.0	0.0	13:34	0.0	0.0	-
13:35	0.0	0.0	13:35	0.0	0.0	-

Grand Union Bowling Alley Site
BCP #360222
150 Westchester Avenue, Port Chester
March 4, 2025

PID DATA						
Upwind			Downwind			
Time	Concentration (ppm)	15-Min Avg Concentration (ppm)	Time	Concentration (ppm)	15-Min Avg Concentration (ppm)	Exceeds VOC Alarm Limit
13:36	0.0	0.0	13:36	0.0	0.0	-
13:37	0.0	0.0	13:37	0.0	0.0	-
13:38	0.0	0.0	13:38	0.0	0.0	-
13:39	0.0	0.0	13:39	0.0	0.0	-
13:40	0.0	0.0	13:40	0.0	0.0	-
13:41	0.0	0.0	13:41	0.0	0.0	-
13:42	0.0	0.0	13:42	0.0	0.0	-
13:43	0.0	0.0	13:43	0.0	0.0	-
13:44	0.0	0.0	13:44	0.0	0.0	-
13:45	0.0	0.0	13:45	0.0	0.0	-
13:46	0.0	0.0	13:46	0.0	0.0	-
13:47	0.0	0.0	13:47	0.0	0.0	-
13:48	0.0	0.0	13:48	0.0	0.0	-
13:49	0.0	0.0	13:49	0.0	0.0	-
13:50	0.0	0.0	13:50	0.0	0.0	-
13:51	0.0	0.0	13:51	0.0	0.0	-
13:52	0.0	0.0	13:52	0.0	0.0	-
13:53	0.0	0.0	13:53	0.0	0.0	-
13:54	0.0	0.0	13:54	0.0	0.0	-
13:55	0.0	0.0	13:55	0.0	0.0	-
13:56	0.0	0.0	13:56	0.0	0.0	-
13:57	0.0	0.0	13:57	0.0	0.0	-
13:58	0.0	0.0	13:58	0.0	0.0	-
13:59	0.0	0.0	13:59	0.0	0.0	-
14:00	0.0	0.0	14:00	0.0	0.0	-
14:01	0.0	0.0	14:01	0.0	0.0	-
14:02	0.0	0.0	14:02	0.0	0.0	-
14:03	0.0	0.0	14:03	0.0	0.0	-
14:04	0.0	0.0	14:04	0.0	0.0	-
14:05	0.0	0.0	14:05	0.0	0.0	-
14:06	0.0	0.0	14:06	0.0	0.0	-
14:07	0.0	0.0	14:07	0.0	0.0	-
14:08	0.0	0.0	14:08	0.0	0.0	-
14:09	0.0	0.0	14:09	0.0	0.0	-
14:10	0.0	0.0	14:10	0.0	0.0	-
14:11	0.0	0.0	14:11	0.0	0.0	-
14:12	0.0	0.0	14:12	0.0	0.0	-
14:13	0.0	0.0	14:13	0.0	0.0	-
14:14	0.0	0.0	14:14	0.0	0.0	-
14:15	0.0	0.0	14:15	0.0	0.0	-
14:16	0.0	0.0	14:16	0.0	0.0	-
14:17	0.0	0.0	14:17	0.0	0.0	-
14:18	0.0	0.0	14:18	0.0	0.0	-
14:19	0.0	0.0	14:19	0.0	0.0	-
14:20	0.0	0.0	14:20	0.0	0.0	-
14:21	0.0	0.0	14:21	0.0	0.0	-
14:22	0.0	0.0	14:22	0.0	0.0	-
14:23	0.0	0.0	14:23	0.0	0.0	-

Grand Union Bowling Alley Site
BCP #360222
150 Westchester Avenue, Port Chester
March 4, 2025

PID DATA						
Upwind			Downwind			
Time	Concentration (ppm)	15-Min Avg Concentration (ppm)	Time	Concentration (ppm)	15-Min Avg Concentration (ppm)	Exceeds VOC Alarm Limit
14:24	0.0	0.0	14:24	0.0	0.0	-
14:25	0.0	0.0	14:25	0.0	0.0	-
14:26	0.0	0.0	14:26	0.0	0.0	-
14:27	0.0	0.0	14:27	0.0	0.0	-
14:28	0.0	0.0	14:28	0.0	0.0	-
14:29	0.0	0.0	14:29	0.0	0.0	-
14:30	0.0	0.0	14:30	0.0	0.0	-
14:31	0.0	0.0	14:31	0.0	0.0	-
14:32	0.0	0.0	14:32	0.0	0.0	-
14:33	0.0	0.0	14:33	0.0	0.0	-
14:34	0.0	0.0	14:34	0.0	0.0	-
14:35	0.0	0.0	14:35	0.0	0.0	-
14:36	0.0	0.0	14:36	0.0	0.0	-
14:37	0.0	0.0	14:37	0.0	0.0	-
14:38	0.0	0.0	14:38	0.0	0.0	-
14:39	0.0	0.0	14:39	0.0	0.0	-
14:40	0.0	0.0	14:40	0.0	0.0	-
14:41	0.0	0.0	14:41	0.0	0.0	-
14:42	0.0	0.0	14:42	0.0	0.0	-
14:43	0.0	0.0	14:43	0.0	0.0	-
14:44	0.0	0.0	14:44	0.0	0.0	-
14:45	0.0	0.0	14:45	0.0	0.0	-
14:46	0.0	0.0	14:46	0.0	0.0	-
14:47	0.0	0.0	14:47	0.0	0.0	-
14:48	0.0	0.0	14:48	0.0	0.0	-
14:49	0.0	0.0	14:49	0.0	0.0	-
14:50	0.0	0.0	14:50	0.0	0.0	-
14:51	0.0	0.0	14:51	0.0	0.0	-
14:52	0.0	0.0	14:52	0.0	0.0	-
14:53	0.0	0.0	14:53	0.0	0.0	-
14:54	0.0	0.0	14:54	0.0	0.0	-
14:55	0.0	0.0	14:55	0.0	0.0	-
14:56	0.0	0.0	14:56	0.0	0.0	-
14:57	0.0	0.0	14:57	0.0	0.0	-
14:58	0.0	0.0	14:58	0.0	0.0	-
14:59	0.0	0.0	14:59	0.0	0.0	-

SESI CONSULTING ENGINEERS

959 US-46 Floor 3, Suite 300 - Parsippany-Troy Hills, NJ

DAILY AIR MONITORING REPORT
150 Westchester Avenue
Port Chester, New York

03/05/2025

Rev. No. 0 | Page 1 of 2

Project Number: 11895A

Dust Action Level: 150 µg/m^3

VOC Action Level: 5 ppm

Weather Data Range for Work Day		Wind Direction	S	Relative Humidity (%)	67.0 - 89.0	Daily Rain Total (in)	0.01	Readings in the summary table and graphs below are the reported downwind concentrations.
Temperature (°F)	44.0 - 57.0	Wind Speed (MPH)	2.4 - 11.9	Barometer (inHg)	29.60 - 29.90	Avg. Dew Point Temp (°F)	45.2	

Station Location	Daily Avg. Dust Concentration (µg/m^3)	Max 15-Min Dust Concentration (µg/m^3)	Time of Max Dust Reading	Daily Avg. VOC Concentration (ppm)	Max 15-Min VOC Concentration (ppm)	Time of Max VOC Reading
Upwind	52.7	57.8	10:38	0.0	0.0	8:22
Downwind	30.1	178.4	10:09	0.0	0.0	8:24

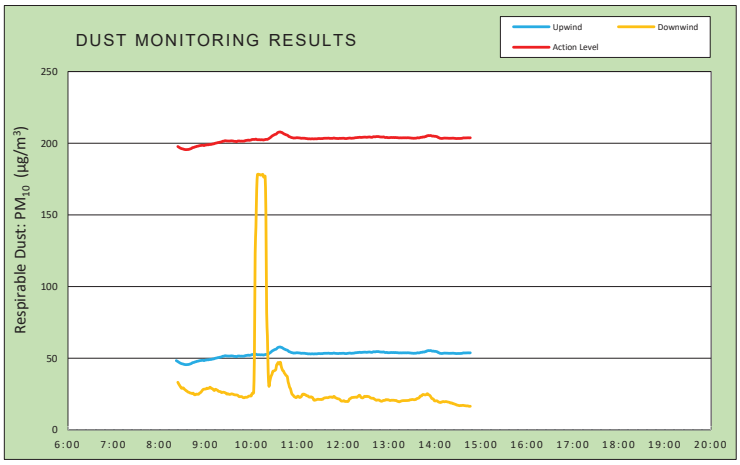

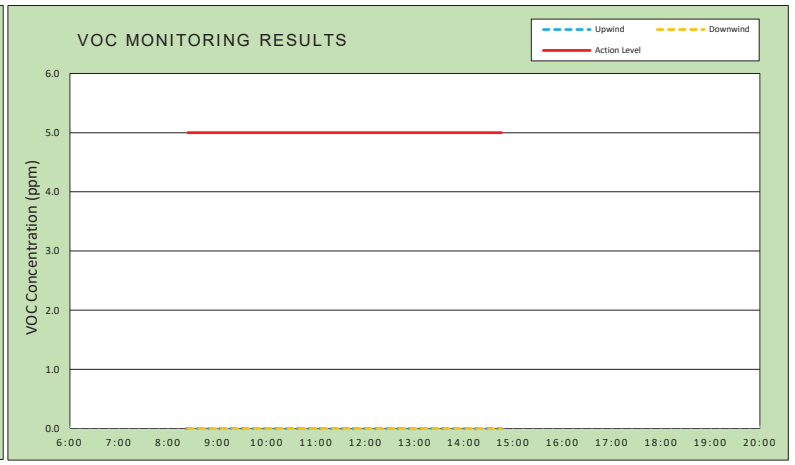

Air Monitoring Notes:

Weather Notes:

EMILCOTT
A Triumvirate Environmental Company

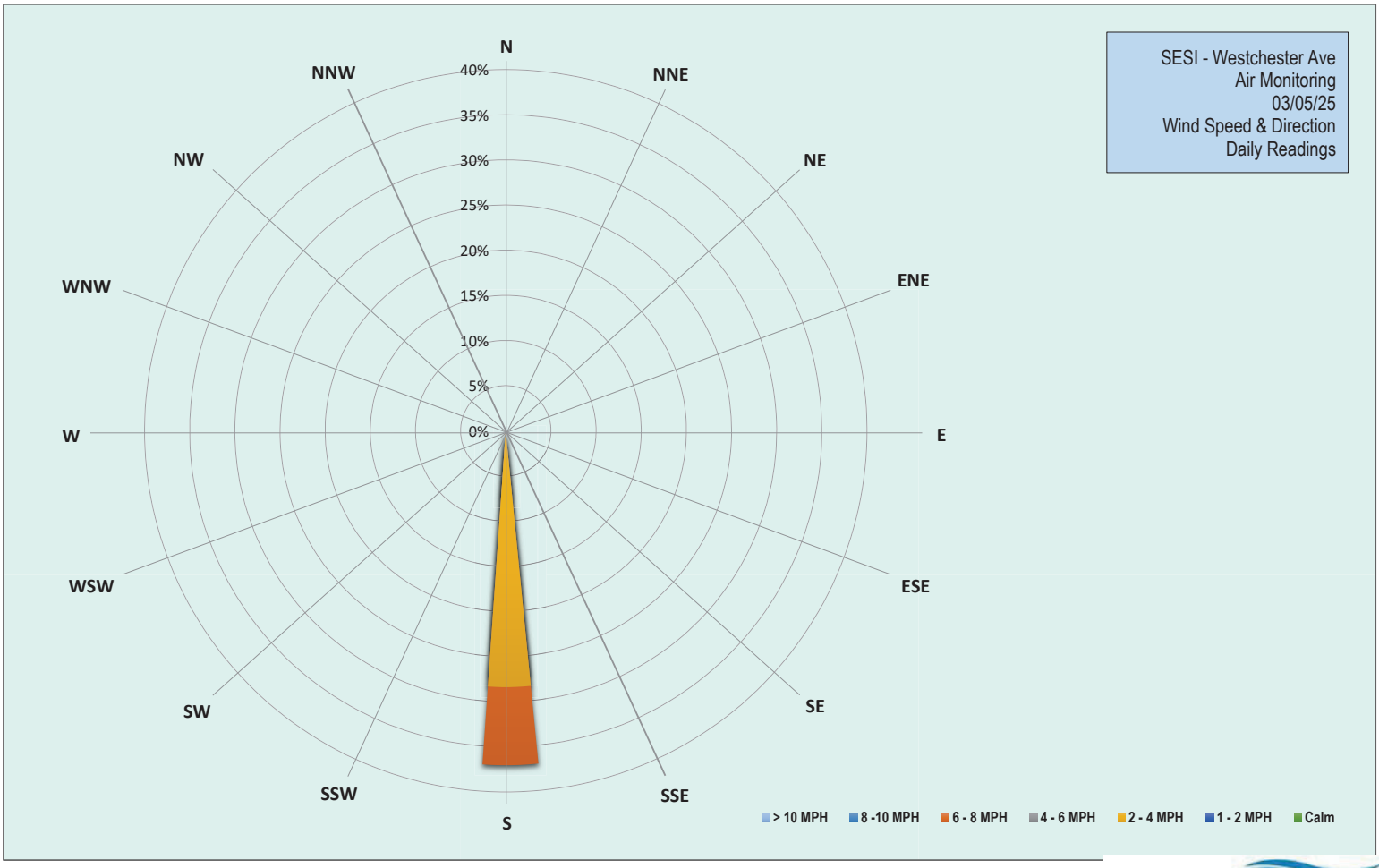

EMILCOTT
A Triumvirate Environmental Company

Grand Union Bowling Alley Site
BCP #360222
150 Westchester Avenue, Port Chester
March 5, 2025

Wednesday, March 5, 2025						
Number of Instances Where Downwind Particulates Exceeds Upwind Particulate + 150 =						0
Number of Comparable Data Points =						383
Start Time:						8:07
End Time:						14:46
PARTICULATE DATA						
Upwind			Downwind			Exceeds Particulate Alarm Limit
Time	Concentration (ug/m^3)	15-Min Avg Concentration (ug/m^3)	Time	Concentration (ug/m^3)	15-Min Avg Concentration (ug/m^3)	
8:07	51.0	-	8:07	-	-	-
8:08	51.0	-	8:08	-	-	-
8:09	50.3	-	8:09	43.0	-	-
8:10	50.5	-	8:10	42.8	-	-
8:11	49.8	-	8:11	39.0	-	-
8:12	50.0	-	8:12	38.0	-	-
8:13	49.0	-	8:13	37.3	-	-
8:14	48.0	-	8:14	36.0	-	-
8:15	47.3	-	8:15	35.5	-	-
8:16	47.3	-	8:16	33.5	-	-
8:17	48.3	-	8:17	32.3	-	-
8:18	48.5	-	8:18	31.5	-	-
8:19	46.8	-	8:19	30.0	-	-
8:20	47.3	-	8:20	32.3	-	-
8:21	45.8	-	8:21	27.0	-	-
8:22	46.0	48.4	8:22	30.8	-	-
8:23	46.0	48.0	8:23	27.3	-	-
8:24	45.5	47.7	8:24	26.0	33.3	-
8:25	45.0	47.4	8:25	27.3	32.2	-
8:26	44.8	47.0	8:26	25.8	31.4	-
8:27	45.0	46.7	8:27	25.3	30.5	-
8:28	45.3	46.4	8:28	25.3	29.7	-
8:29	45.0	46.2	8:29	25.5	29.0	-
8:30	45.3	46.1	8:30	39.0	29.2	-
8:31	45.3	46.0	8:31	35.3	29.4	-
8:32	45.3	45.8	8:32	24.3	28.8	-
8:33	46.8	45.7	8:33	22.3	28.2	-
8:34	45.5	45.6	8:34	24.5	27.8	-
8:35	47.0	45.6	8:35	24.5	27.3	-
8:36	46.5	45.6	8:36	23.5	27.1	-
8:37	46.5	45.6	8:37	22.5	26.5	-
8:38	46.8	45.7	8:38	24.3	26.3	-
8:39	47.8	45.8	8:39	22.8	26.1	-
8:40	47.8	46.0	8:40	22.5	25.8	-
8:41	47.8	46.2	8:41	24.3	25.7	-
8:42	48.5	46.5	8:42	22.8	25.5	-
8:43	51.8	46.9	8:43	22.8	25.4	-
8:44	46.8	47.0	8:44	30.5	25.7	-
8:45	47.3	47.1	8:45	27.5	24.9	-
8:46	48.3	47.3	8:46	29.5	24.6	-
8:47	48.3	47.5	8:47	25.5	24.6	-

Grand Union Bowling Alley Site
BCP #360222
150 Westchester Avenue, Port Chester
March 5, 2025

PARTICULATE DATA						
Upwind			Downwind			Exceeds Particulate Alarm Limit
Time	Concentration (ug/m^3)	15-Min Avg Concentration (ug/m^3)	Time	Concentration (ug/m^3)	15-Min Avg Concentration (ug/m^3)	
8:48	48.5	47.7	8:48	28.0	25.0	-
8:49	49.3	47.9	8:49	23.0	24.9	-
8:50	47.5	47.9	8:50	25.0	25.0	-
8:51	49.3	48.1	8:51	22.8	24.9	-
8:52	48.3	48.2	8:52	30.5	25.4	-
8:53	49.0	48.4	8:53	31.3	25.9	-
8:54	48.5	48.4	8:54	27.8	26.2	-
8:55	49.0	48.5	8:55	32.5	26.9	-
8:56	49.0	48.6	8:56	35.0	27.6	-
8:57	47.8	48.6	8:57	31.5	28.2	-
8:58	49.3	48.4	8:58	26.0	28.4	-
8:59	48.8	48.5	8:59	31.5	28.5	-
9:00	50.8	48.8	9:00	28.5	28.6	-
9:01	48.8	48.8	9:01	31.3	28.7	-
9:02	49.8	48.9	9:02	33.0	29.2	-
9:03	49.5	49.0	9:03	24.3	28.9	-
9:04	48.8	48.9	9:04	25.5	29.1	-
9:05	50.3	49.1	9:05	26.5	29.2	-
9:06	49.5	49.1	9:06	32.3	29.8	-
9:07	49.3	49.2	9:07	24.3	29.4	-
9:08	49.8	49.2	9:08	24.3	28.9	-
9:09	51.5	49.4	9:09	26.3	28.8	-
9:10	50.3	49.5	9:10	25.3	28.4	-
9:11	50.3	49.6	9:11	26.0	27.8	-
9:12	51.0	49.8	9:12	28.3	27.5	-
9:13	52.0	50.0	9:13	38.5	28.4	-
9:14	50.8	50.1	9:14	28.8	28.2	-
9:15	52.3	50.2	9:15	23.8	27.9	-
9:16	51.5	50.4	9:16	27.8	27.6	-
9:17	51.0	50.5	9:17	23.8	27.0	-
9:18	51.0	50.6	9:18	22.3	26.9	-
9:19	50.8	50.7	9:19	23.8	26.8	-
9:20	51.8	50.8	9:20	25.0	26.7	-
9:21	51.5	51.0	9:21	23.3	26.1	-
9:22	53.3	51.2	9:22	25.8	26.2	-
9:23	52.8	51.4	9:23	26.8	26.3	-
9:24	50.8	51.4	9:24	25.5	26.3	-
9:25	54.5	51.7	9:25	22.8	26.1	-
9:26	51.5	51.8	9:26	22.8	25.9	-
9:27	50.3	51.7	9:27	23.3	25.6	-
9:28	50.3	51.6	9:28	29.5	25.0	-
9:29	50.8	51.6	9:29	31.8	25.2	-
9:30	51.8	51.6	9:30	23.5	25.2	-
9:31	51.3	51.5	9:31	23.3	24.9	-
9:32	51.5	51.6	9:32	23.3	24.8	-
9:33	52.0	51.6	9:33	24.3	25.0	-
9:34	51.5	51.7	9:34	27.0	25.2	-
9:35	50.8	51.6	9:35	24.0	25.1	-

Grand Union Bowling Alley Site
BCP #360222
150 Westchester Avenue, Port Chester
March 5, 2025

PARTICULATE DATA						
Upwind			Downwind			Exceeds Particulate Alarm Limit
Time	Concentration (ug/m^3)	15-Min Avg Concentration (ug/m^3)	Time	Concentration (ug/m^3)	15-Min Avg Concentration (ug/m^3)	
9:36	51.0	51.6	9:36	21.0	25.0	-
9:37	50.5	51.4	9:37	22.3	24.7	-
9:38	51.5	51.3	9:38	24.3	24.6	-
9:39	51.3	51.4	9:39	23.8	24.4	-
9:40	52.0	51.2	9:40	23.0	24.5	-
9:41	51.0	51.2	9:41	21.3	24.4	-
9:42	55.5	51.5	9:42	21.8	24.3	-
9:43	51.0	51.6	9:43	22.3	23.8	-
9:44	51.5	51.6	9:44	24.0	23.3	-
9:45	50.3	51.5	9:45	23.3	23.2	-
9:46	50.3	51.4	9:46	23.8	23.3	-
9:47	52.5	51.5	9:47	23.3	23.3	-
9:48	51.3	51.5	9:48	21.5	23.1	-
9:49	51.5	51.5	9:49	20.5	22.7	-
9:50	51.5	51.5	9:50	21.5	22.5	-
9:51	51.3	51.5	9:51	21.8	22.5	-
9:52	55.5	51.9	9:52	26.8	22.8	-
9:53	52.5	51.9	9:53	23.5	22.8	-
9:54	52.8	52.0	9:54	24.3	22.8	-
9:55	52.8	52.1	9:55	25.0	23.0	-
9:56	53.3	52.2	9:56	27.8	23.4	-
9:57	52.8	52.0	9:57	25.5	23.6	-
9:58	52.0	52.1	9:58	22.8	23.7	-
9:59	53.0	52.2	9:59	24.8	23.7	-
10:00	52.8	52.4	10:00	24.5	23.8	-
10:01	54.0	52.6	10:01	50.3	25.6	-
10:02	52.8	52.6	10:02	22.8	25.5	-
10:03	51.8	52.7	10:03	27.0	25.9	-
10:04	50.8	52.6	10:04	408.3	51.8	-
10:05	53.3	52.7	10:05	1091.5	123.1	-
10:06	53.5	52.9	10:06	295.8	141.4	-
10:07	51.0	52.6	10:07	422.8	167.8	-
10:08	51.0	52.5	10:08	180.8	178.2	-
10:09	52.5	52.5	10:09	26.8	178.4	-
10:10	53.3	52.5	10:10	22.8	178.3	-
10:11	52.5	52.5	10:11	26.5	178.2	-
10:12	51.8	52.4	10:12	19.5	177.8	-
10:13	53.0	52.5	10:13	24.3	177.9	-
10:14	52.5	52.4	10:14	26.5	178.0	-
10:15	52.0	52.4	10:15	29.3	178.3	-
10:16	52.5	52.3	10:16	22.3	176.4	-
10:17	55.5	52.5	10:17	26.8	176.7	-
10:18	53.0	52.5	10:18	33.3	177.1	-
10:19	53.3	52.7	10:19	37.8	152.4	-
10:20	53.0	52.7	10:20	34.5	82.0	-
10:21	53.8	52.7	10:21	49.3	65.5	-
10:22	55.3	53.0	10:22	46.5	40.4	-
10:23	55.5	53.3	10:23	34.0	30.7	-

Grand Union Bowling Alley Site
BCP #360222
150 Westchester Avenue, Port Chester
March 5, 2025

PARTICULATE DATA						
Upwind			Downwind			Exceeds Particulate Alarm Limit
Time	Concentration (ug/m^3)	15-Min Avg Concentration (ug/m^3)	Time	Concentration (ug/m^3)	15-Min Avg Concentration (ug/m^3)	
10:24	58.5	53.7	10:24	69.5	33.5	-
10:25	58.8	54.1	10:25	61.0	36.1	-
10:26	59.4	54.5	10:26	52.5	37.8	-
10:27	59.2	55.0	10:27	35.8	38.9	-
10:28	58.0	55.3	10:28	53.3	40.8	-
10:29	56.6	55.6	10:29	31.3	41.1	-
10:30	56.8	55.9	10:30	31.5	41.3	-
10:31	56.0	56.2	10:31	28.0	41.7	-
10:32	57.2	56.3	10:32	35.3	42.2	-
10:33	58.6	56.7	10:33	79.8	45.3	-
10:34	62.0	57.2	10:34	47.3	46.0	-
10:35	58.0	57.6	10:35	51.5	47.1	-
10:36	56.4	57.7	10:36	33.3	46.0	-
10:37	56.6	57.8	10:37	51.3	46.3	-
10:38	55.6	57.8	10:38	47.0	47.2	-
10:39	54.6	57.6	10:39	28.8	44.5	-
10:40	57.4	57.5	10:40	34.8	42.7	-
10:41	53.4	57.1	10:41	33.3	41.5	-
10:42	54.2	56.8	10:42	31.0	41.1	-
10:43	53.2	56.4	10:43	33.8	39.8	-
10:44	53.4	56.2	10:44	20.8	39.1	-
10:45	52.6	55.9	10:45	18.5	38.3	-
10:46	54.0	55.8	10:46	20.5	37.8	-
10:47	53.8	55.6	10:47	25.8	37.1	-
10:48	54.0	55.3	10:48	28.3	33.7	-
10:49	53.0	54.7	10:49	20.0	31.9	-
10:50	55.8	54.5	10:50	19.0	29.7	-
10:51	53.2	54.3	10:51	21.8	29.0	-
10:52	52.8	54.1	10:52	21.0	26.9	-
10:53	53.2	53.9	10:53	19.8	25.1	-
10:54	53.6	53.8	10:54	20.3	24.6	-
10:55	54.2	53.6	10:55	25.8	24.0	-
10:56	54.2	53.7	10:56	22.0	23.2	-
10:57	54.2	53.7	10:57	28.8	23.1	-
10:58	54.0	53.7	10:58	26.8	22.6	-
10:59	55.0	53.8	10:59	22.0	22.7	-
11:00	53.0	53.9	11:00	28.0	23.3	-
11:01	52.6	53.8	11:01	24.8	23.6	-
11:02	53.8	53.8	11:02	19.8	23.2	-
11:03	52.6	53.7	11:03	19.8	22.6	-
11:04	52.2	53.6	11:04	23.8	22.9	-
11:05	53.0	53.4	11:05	22.8	23.1	-
11:06	54.0	53.5	11:06	35.5	24.0	-
11:07	53.2	53.5	11:07	34.5	24.9	-
11:08	52.8	53.5	11:08	18.8	24.9	-
11:09	53.8	53.5	11:09	22.0	25.0	-
11:10	53.2	53.4	11:10	19.8	24.6	-
11:11	52.6	53.3	11:11	20.3	24.5	-

Grand Union Bowling Alley Site
BCP #360222
150 Westchester Avenue, Port Chester
March 5, 2025

PARTICULATE DATA						
Upwind			Downwind			Exceeds Particulate Alarm Limit
Time	Concentration (ug/m^3)	15-Min Avg Concentration (ug/m^3)	Time	Concentration (ug/m^3)	15-Min Avg Concentration (ug/m^3)	
11:12	53.2	53.3	11:12	20.8	23.9	-
11:13	53.4	53.2	11:13	25.0	23.8	-
11:14	52.4	53.1	11:14	20.5	23.7	-
11:15	54.0	53.1	11:15	19.0	23.1	-
11:16	52.6	53.1	11:16	21.8	22.9	-
11:17	52.4	53.0	11:17	19.8	22.9	-
11:18	52.8	53.0	11:18	23.3	23.2	-
11:19	53.4	53.1	11:19	18.5	22.8	-
11:20	53.0	53.1	11:20	19.8	22.6	-
11:21	52.8	53.0	11:21	18.5	21.5	-
11:22	53.0	53.0	11:22	22.8	20.7	-
11:23	54.4	53.1	11:23	22.0	20.9	-
11:24	53.2	53.1	11:24	21.8	20.9	-
11:25	53.0	53.1	11:25	23.5	21.1	-
11:26	53.2	53.1	11:26	22.5	21.3	-
11:27	55.0	53.2	11:27	23.3	21.5	-
11:28	54.0	53.3	11:28	23.3	21.3	-
11:29	52.4	53.3	11:29	20.0	21.3	-
11:30	53.2	53.2	11:30	19.5	21.3	-
11:31	52.6	53.2	11:31	20.3	21.2	-
11:32	53.0	53.3	11:32	23.8	21.5	-
11:33	52.4	53.2	11:33	20.3	21.3	-
11:34	55.8	53.4	11:34	26.8	21.9	-
11:35	53.8	53.5	11:35	25.0	22.2	-
11:36	53.2	53.5	11:36	21.3	22.4	-
11:37	53.0	53.5	11:37	23.5	22.4	-
11:38	54.4	53.5	11:38	23.5	22.5	-
11:39	53.4	53.5	11:39	21.3	22.5	-
11:40	53.2	53.5	11:40	23.5	22.5	-
11:41	54.2	53.6	11:41	24.8	22.7	-
11:42	53.0	53.4	11:42	27.8	23.0	-
11:43	53.2	53.4	11:43	23.0	22.9	-
11:44	53.0	53.4	11:44	20.8	23.0	-
11:45	52.8	53.4	11:45	18.3	22.9	-
11:46	52.6	53.4	11:46	16.0	22.6	-
11:47	55.4	53.6	11:47	30.3	23.1	-
11:48	53.6	53.6	11:48	26.3	23.5	-
11:49	53.4	53.5	11:49	18.3	22.9	-
11:50	53.0	53.4	11:50	18.0	22.4	-
11:51	52.2	53.4	11:51	19.0	22.3	-
11:52	53.0	53.4	11:52	18.8	22.0	-
11:53	53.4	53.3	11:53	20.5	21.8	-
11:54	53.4	53.3	11:54	20.5	21.7	-
11:55	55.4	53.4	11:55	19.8	21.5	-
11:56	53.6	53.4	11:56	18.5	21.0	-
11:57	53.2	53.4	11:57	18.0	20.4	-
11:58	53.4	53.4	11:58	19.0	20.1	-
11:59	53.6	53.5	11:59	21.3	20.2	-

Grand Union Bowling Alley Site
BCP #360222
150 Westchester Avenue, Port Chester
March 5, 2025

PARTICULATE DATA						
Upwind			Downwind			Exceeds Particulate Alarm Limit
Time	Concentration (ug/m^3)	15-Min Avg Concentration (ug/m^3)	Time	Concentration (ug/m^3)	15-Min Avg Concentration (ug/m^3)	
12:00	53.0	53.5	12:00	19.5	20.2	-
12:01	52.6	53.5	12:01	19.0	20.4	-
12:02	52.8	53.3	12:02	23.3	20.0	-
12:03	53.4	53.3	12:03	24.8	19.9	-
12:04	52.8	53.3	12:04	18.3	19.9	-
12:05	54.6	53.4	12:05	18.8	19.9	-
12:06	53.6	53.5	12:06	17.5	19.8	-
12:07	54.0	53.5	12:07	26.5	20.3	-
12:08	54.8	53.6	12:08	37.5	21.5	-
12:09	53.4	53.6	12:09	25.8	21.8	-
12:10	53.6	53.5	12:10	24.3	22.1	-
12:11	53.2	53.5	12:11	25.3	22.6	-
12:12	54.2	53.5	12:12	19.3	22.7	-
12:13	54.0	53.6	12:13	19.5	22.7	-
12:14	54.2	53.6	12:14	22.8	22.8	-
12:15	55.3	53.8	12:15	19.8	22.8	-
12:16	54.0	53.9	12:16	20.0	22.9	-
12:17	53.5	53.9	12:17	23.3	22.9	-
12:18	53.8	53.9	12:18	23.0	22.8	-
12:19	54.5	54.0	12:19	26.5	23.3	-
12:20	54.5	54.0	12:20	25.3	23.7	-
12:21	55.3	54.1	12:21	25.3	24.3	-
12:22	54.3	54.2	12:22	20.5	23.9	-
12:23	53.0	54.0	12:23	22.8	22.9	-
12:24	54.0	54.1	12:24	20.5	22.5	-
12:25	54.3	54.1	12:25	22.0	22.4	-
12:26	54.5	54.2	12:26	27.8	22.5	-
12:27	54.5	54.2	12:27	26.3	23.0	-
12:28	54.8	54.3	12:28	27.5	23.5	-
12:29	54.0	54.3	12:29	19.5	23.3	-
12:30	54.3	54.2	12:30	19.5	23.3	-
12:31	53.3	54.2	12:31	23.3	23.5	-
12:32	55.3	54.3	12:32	19.8	23.3	-
12:33	54.5	54.3	12:33	23.3	23.3	-
12:34	55.5	54.4	12:34	23.0	23.1	-
12:35	53.8	54.3	12:35	19.5	22.7	-
12:36	53.3	54.2	12:36	19.3	22.3	-
12:37	53.5	54.2	12:37	19.0	22.2	-
12:38	53.5	54.2	12:38	20.5	22.0	-
12:39	58.3	54.5	12:39	22.3	22.2	-
12:40	55.8	54.6	12:40	18.0	21.9	-
12:41	53.5	54.5	12:41	20.3	21.4	-
12:42	54.3	54.5	12:42	22.5	21.1	-
12:43	57.3	54.7	12:43	21.8	20.8	-
12:44	54.0	54.7	12:44	20.0	20.8	-
12:45	54.5	54.7	12:45	21.3	20.9	-
12:46	53.3	54.7	12:46	22.5	20.9	-
12:47	53.3	54.5	12:47	19.5	20.8	-

Grand Union Bowling Alley Site
BCP #360222
150 Westchester Avenue, Port Chester
March 5, 2025

PARTICULATE DATA						
Upwind			Downwind			Exceeds Particulate Alarm Limit
Time	Concentration (ug/m^3)	15-Min Avg Concentration (ug/m^3)	Time	Concentration (ug/m^3)	15-Min Avg Concentration (ug/m^3)	
12:48	53.0	54.4	12:48	17.5	20.5	-
12:49	54.3	54.4	12:49	18.5	20.2	-
12:50	53.8	54.4	12:50	17.8	20.0	-
12:51	52.5	54.3	12:51	21.3	20.2	-
12:52	54.8	54.4	12:52	23.5	20.5	-
12:53	53.8	54.4	12:53	23.3	20.7	-
12:54	54.3	54.1	12:54	21.5	20.6	-
12:55	54.0	54.0	12:55	22.3	20.9	-
12:56	53.5	54.0	12:56	25.0	21.2	-
12:57	55.8	54.1	12:57	18.5	20.9	-
12:58	54.3	53.9	12:58	24.0	21.1	-
12:59	53.8	53.9	12:59	19.0	21.0	-
13:00	54.0	53.9	13:00	17.8	20.8	-
13:01	54.5	54.0	13:01	19.0	20.6	-
13:02	54.0	54.0	13:02	20.3	20.6	-
13:03	53.5	54.0	13:03	19.8	20.8	-
13:04	53.5	54.0	13:04	17.5	20.7	-
13:05	53.8	54.0	13:05	19.0	20.8	-
13:06	53.3	54.0	13:06	20.0	20.7	-
13:07	53.0	53.9	13:07	23.0	20.7	-
13:08	55.5	54.0	13:08	21.3	20.5	-
13:09	53.0	54.0	13:09	22.5	20.6	-
13:10	53.5	53.9	13:10	17.8	20.3	-
13:11	53.3	53.9	13:11	20.0	20.0	-
13:12	54.3	53.8	13:12	17.8	19.9	-
13:13	53.5	53.8	13:13	20.0	19.6	-
13:14	54.0	53.8	13:14	21.3	19.8	-
13:15	54.5	53.8	13:15	21.5	20.0	-
13:16	53.8	53.8	13:16	21.8	20.2	-
13:17	54.5	53.8	13:17	22.8	20.4	-
13:18	53.8	53.8	13:18	20.5	20.4	-
13:19	53.8	53.8	13:19	18.3	20.5	-
13:20	53.5	53.8	13:20	19.0	20.5	-
13:21	53.5	53.8	13:21	19.8	20.5	-
13:22	52.8	53.8	13:22	24.0	20.5	-
13:23	55.3	53.8	13:23	20.8	20.5	-
13:24	54.0	53.9	13:24	23.3	20.6	-
13:25	53.0	53.8	13:25	18.8	20.6	-
13:26	53.0	53.8	13:26	20.5	20.7	-
13:27	52.8	53.7	13:27	23.0	21.0	-
13:28	53.3	53.7	13:28	20.8	21.1	-
13:29	52.8	53.6	13:29	22.3	21.1	-
13:30	53.5	53.5	13:30	23.8	21.3	-
13:31	54.0	53.6	13:31	21.0	21.2	-
13:32	53.0	53.5	13:32	21.5	21.1	-
13:33	54.8	53.5	13:33	19.8	21.1	-
13:34	53.8	53.5	13:34	20.0	21.2	-
13:35	54.0	53.6	13:35	20.8	21.3	-

Grand Union Bowling Alley Site
BCP #360222
150 Westchester Avenue, Port Chester
March 5, 2025

PARTICULATE DATA						
Upwind			Downwind			Exceeds Particulate Alarm Limit
Time	Concentration (ug/m^3)	15-Min Avg Concentration (ug/m^3)	Time	Concentration (ug/m^3)	15-Min Avg Concentration (ug/m^3)	
13:36	55.0	53.7	13:36	27.5	21.8	-
13:37	55.5	53.8	13:37	25.8	22.0	-
13:38	54.5	53.8	13:38	24.3	22.2	-
13:39	53.0	53.7	13:39	25.8	22.4	-
13:40	55.3	53.9	13:40	30.5	23.1	-
13:41	56.0	54.1	13:41	29.5	23.7	-
13:42	54.0	54.2	13:42	22.0	23.7	-
13:43	53.0	54.1	13:43	27.5	24.1	-
13:44	56.3	54.4	13:44	31.8	24.8	-
13:45	53.5	54.4	13:45	22.3	24.7	-
13:46	54.0	54.4	13:46	19.8	24.6	-
13:47	57.0	54.6	13:47	19.8	24.5	-
13:48	55.0	54.7	13:48	21.5	24.6	-
13:49	60.5	55.1	13:49	25.8	25.0	-
13:50	54.8	55.2	13:50	26.0	25.3	-
13:51	58.5	55.4	13:51	19.3	24.8	-
13:52	54.5	55.3	13:52	21.0	24.4	-
13:53	54.5	55.3	13:53	19.3	24.1	-
13:54	54.0	55.4	13:54	16.3	23.5	-
13:55	53.3	55.3	13:55	16.8	22.6	-
13:56	52.5	55.0	13:56	18.8	21.8	-
13:57	53.5	55.0	13:57	21.0	21.8	-
13:58	53.3	55.0	13:58	21.0	21.3	-
13:59	54.0	54.9	13:59	18.0	20.4	-
14:00	53.3	54.8	14:00	20.0	20.3	-
14:01	53.5	54.8	14:01	19.8	20.3	-
14:02	53.8	54.6	14:02	21.0	20.4	-
14:03	54.0	54.5	14:03	18.8	20.2	-
14:04	53.0	54.0	14:04	18.8	19.7	-
14:05	53.0	53.9	14:05	21.8	19.4	-
14:06	53.0	53.5	14:06	17.8	19.3	-
14:07	53.3	53.5	14:07	17.8	19.1	-
14:08	53.3	53.4	14:08	24.8	19.5	-
14:09	53.5	53.3	14:09	16.5	19.5	-
14:10	54.8	53.4	14:10	21.0	19.8	-
14:11	53.8	53.5	14:11	19.0	19.8	-
14:12	54.5	53.6	14:12	18.8	19.6	-
14:13	53.5	53.6	14:13	22.3	19.7	-
14:14	53.3	53.6	14:14	19.3	19.8	-
14:15	53.3	53.6	14:15	19.0	19.7	-
14:16	53.3	53.5	14:16	17.3	19.6	-
14:17	53.3	53.5	14:17	19.5	19.5	-
14:18	53.3	53.5	14:18	17.0	19.4	-
14:19	53.0	53.5	14:19	16.8	19.2	-
14:20	53.3	53.5	14:20	15.5	18.8	-
14:21	53.3	53.5	14:21	18.8	18.9	-
14:22	53.3	53.5	14:22	17.0	18.8	-
14:23	54.3	53.6	14:23	17.8	18.4	-

Grand Union Bowling Alley Site
BCP #360222
150 Westchester Avenue, Port Chester
March 5, 2025

PARTICULATE DATA						
Upwind			Downwind			Exceeds Particulate Alarm Limit
Time	Concentration (ug/m^3)	15-Min Avg Concentration (ug/m^3)	Time	Concentration (ug/m^3)	15-Min Avg Concentration (ug/m^3)	
14:24	53.3	53.5	14:24	17.3	18.4	-
14:25	53.3	53.4	14:25	16.5	18.1	-
14:26	53.5	53.4	14:26	16.8	18.0	-
14:27	53.0	53.3	14:27	16.5	17.8	-
14:28	53.0	53.3	14:28	16.8	17.4	-
14:29	53.8	53.3	14:29	18.0	17.4	-
14:30	53.8	53.4	14:30	16.5	17.2	-
14:31	53.0	53.3	14:31	15.5	17.1	-
14:32	53.3	53.3	14:32	17.3	16.9	-
14:33	53.8	53.4	14:33	19.3	17.1	-
14:34	53.3	53.4	14:34	16.3	17.0	-
14:35	54.3	53.5	14:35	16.3	17.1	-
14:36	55.0	53.6	14:36	20.0	17.2	-
14:37	56.0	53.8	14:37	16.5	17.1	-
14:38	53.5	53.7	14:38	16.0	17.0	-
14:39	53.8	53.7	14:39	16.0	16.9	-
14:40	53.0	53.7	14:40	15.5	16.9	-
14:41	54.0	53.8	14:41	15.5	16.8	-
14:42	53.3	53.8	14:42	16.8	16.8	-
14:43	53.5	53.8	14:43	16.0	16.8	-
14:44	53.5	53.8	14:44	15.3	16.6	-
14:45	53.3	53.8	14:45	15.5	16.5	-
14:46	54.0	53.8	14:46	16.0	16.5	-

Grand Union Bowling Alley Site
BCP #360222
150 Westchester Avenue, Port Chester
March 5, 2025

Wednesday, March 5, 2025						
Number of Instances Where Downwind VOCs Exceeds Upwind VOCs + 5 =						0
Number of Comparable Data Points =						383
Start Time:						8:07
End Time:						14:46
PID DATA						
Upwind			Downwind			
Time	Concentration (ppm)	15-Min Avg Concentration (ppm)	Time	Concentration (ppm)	15-Min Avg Concentration (ppm)	Exceeds VOC Alarm Limit
8:07	0.0	-	8:07	-	-	-
8:08	0.0	-	8:08	-	-	-
8:09	0.0	-	8:09	0.0	-	-
8:10	0.0	-	8:10	0.0	-	-
8:11	0.0	-	8:11	0.0	-	-
8:12	0.0	-	8:12	0.0	-	-
8:13	0.0	-	8:13	0.0	-	-
8:14	0.0	-	8:14	0.0	-	-
8:15	0.0	-	8:15	0.0	-	-
8:16	0.0	-	8:16	0.0	-	-
8:17	0.0	-	8:17	0.0	-	-
8:18	0.0	-	8:18	0.0	-	-
8:19	0.0	-	8:19	0.0	-	-
8:20	0.0	-	8:20	0.0	-	-
8:21	0.0	-	8:21	0.0	-	-
8:22	0.0	0.0	8:22	0.0	-	-
8:23	0.0	0.0	8:23	0.0	-	-
8:24	0.0	0.0	8:24	0.0	0.0	-
8:25	0.0	0.0	8:25	0.0	0.0	-
8:26	0.0	0.0	8:26	0.0	0.0	-
8:27	0.0	0.0	8:27	0.0	0.0	-
8:28	0.0	0.0	8:28	0.0	0.0	-
8:29	0.0	0.0	8:29	0.0	0.0	-
8:30	0.0	0.0	8:30	0.0	0.0	-
8:31	0.0	0.0	8:31	0.0	0.0	-
8:32	0.0	0.0	8:32	0.0	0.0	-
8:33	0.0	0.0	8:33	0.0	0.0	-
8:34	0.0	0.0	8:34	0.0	0.0	-
8:35	0.0	0.0	8:35	0.0	0.0	-
8:36	0.0	0.0	8:36	0.0	0.0	-
8:37	0.0	0.0	8:37	0.0	0.0	-
8:38	0.0	0.0	8:38	0.0	0.0	-
8:39	0.0	0.0	8:39	0.0	0.0	-
8:40	0.0	0.0	8:40	0.0	0.0	-
8:41	0.0	0.0	8:41	0.0	0.0	-
8:42	0.0	0.0	8:42	0.0	0.0	-
8:43	0.0	0.0	8:43	0.0	0.0	-
8:44	0.0	0.0	8:44	0.0	0.0	-
8:45	0.0	0.0	8:45	0.0	0.0	-
8:46	0.0	0.0	8:46	0.0	0.0	-
8:47	0.0	0.0	8:47	0.0	0.0	-
8:48	0.0	0.0	8:48	0.0	0.0	-

Grand Union Bowling Alley Site
BCP #360222
150 Westchester Avenue, Port Chester
March 5, 2025

PID DATA						
Upwind			Downwind			
Time	Concentration (ppm)	15-Min Avg Concentration (ppm)	Time	Concentration (ppm)	15-Min Avg Concentration (ppm)	Exceeds VOC Alarm Limit
8:49	0.0	0.0	8:49	0.0	0.0	-
8:50	0.0	0.0	8:50	0.0	0.0	-
8:51	0.0	0.0	8:51	0.0	0.0	-
8:52	0.0	0.0	8:52	0.0	0.0	-
8:53	0.0	0.0	8:53	0.0	0.0	-
8:54	0.0	0.0	8:54	0.0	0.0	-
8:55	0.0	0.0	8:55	0.0	0.0	-
8:56	0.0	0.0	8:56	0.0	0.0	-
8:57	0.0	0.0	8:57	0.0	0.0	-
8:58	0.0	0.0	8:58	0.0	0.0	-
8:59	0.0	0.0	8:59	0.0	0.0	-
9:00	0.0	0.0	9:00	0.0	0.0	-
9:01	0.0	0.0	9:01	0.0	0.0	-
9:02	0.0	0.0	9:02	0.0	0.0	-
9:03	0.0	0.0	9:03	0.0	0.0	-
9:04	0.0	0.0	9:04	0.0	0.0	-
9:05	0.0	0.0	9:05	0.0	0.0	-
9:06	0.0	0.0	9:06	0.0	0.0	-
9:07	0.0	0.0	9:07	0.0	0.0	-
9:08	0.0	0.0	9:08	0.0	0.0	-
9:09	0.0	0.0	9:09	0.0	0.0	-
9:10	0.0	0.0	9:10	0.0	0.0	-
9:11	0.0	0.0	9:11	0.0	0.0	-
9:12	0.0	0.0	9:12	0.0	0.0	-
9:13	0.0	0.0	9:13	0.0	0.0	-
9:14	0.0	0.0	9:14	0.0	0.0	-
9:15	0.0	0.0	9:15	0.0	0.0	-
9:16	0.0	0.0	9:16	0.0	0.0	-
9:17	0.0	0.0	9:17	0.0	0.0	-
9:18	0.0	0.0	9:18	0.0	0.0	-
9:19	0.0	0.0	9:19	0.0	0.0	-
9:20	0.0	0.0	9:20	0.0	0.0	-
9:21	0.0	0.0	9:21	0.0	0.0	-
9:22	0.0	0.0	9:22	0.0	0.0	-
9:23	0.0	0.0	9:23	0.0	0.0	-
9:24	0.0	0.0	9:24	0.0	0.0	-
9:25	0.0	0.0	9:25	0.0	0.0	-
9:26	0.0	0.0	9:26	0.0	0.0	-
9:27	0.0	0.0	9:27	0.0	0.0	-
9:28	0.0	0.0	9:28	0.0	0.0	-
9:29	0.0	0.0	9:29	0.0	0.0	-
9:30	0.0	0.0	9:30	0.0	0.0	-
9:31	0.0	0.0	9:31	0.0	0.0	-
9:32	0.0	0.0	9:32	0.0	0.0	-
9:33	0.0	0.0	9:33	0.0	0.0	-
9:34	0.0	0.0	9:34	0.0	0.0	-
9:35	0.0	0.0	9:35	0.0	0.0	-
9:36	0.0	0.0	9:36	0.0	0.0	-

Grand Union Bowling Alley Site
BCP #360222
150 Westchester Avenue, Port Chester
March 5, 2025

PID DATA						
Upwind			Downwind			
Time	Concentration (ppm)	15-Min Avg Concentration (ppm)	Time	Concentration (ppm)	15-Min Avg Concentration (ppm)	Exceeds VOC Alarm Limit
9:37	0.0	0.0	9:37	0.0	0.0	-
9:38	0.0	0.0	9:38	0.0	0.0	-
9:39	0.0	0.0	9:39	0.0	0.0	-
9:40	0.0	0.0	9:40	0.0	0.0	-
9:41	0.0	0.0	9:41	0.0	0.0	-
9:42	0.0	0.0	9:42	0.0	0.0	-
9:43	0.0	0.0	9:43	0.0	0.0	-
9:44	0.0	0.0	9:44	0.0	0.0	-
9:45	0.0	0.0	9:45	0.0	0.0	-
9:46	0.0	0.0	9:46	0.0	0.0	-
9:47	0.0	0.0	9:47	0.0	0.0	-
9:48	0.0	0.0	9:48	0.0	0.0	-
9:49	0.0	0.0	9:49	0.0	0.0	-
9:50	0.0	0.0	9:50	0.0	0.0	-
9:51	0.0	0.0	9:51	0.0	0.0	-
9:52	0.0	0.0	9:52	0.0	0.0	-
9:53	0.0	0.0	9:53	0.0	0.0	-
9:54	0.0	0.0	9:54	0.0	0.0	-
9:55	0.0	0.0	9:55	0.0	0.0	-
9:56	0.0	0.0	9:56	0.0	0.0	-
9:57	0.0	0.0	9:57	0.0	0.0	-
9:58	0.0	0.0	9:58	0.0	0.0	-
9:59	0.0	0.0	9:59	0.0	0.0	-
10:00	0.0	0.0	10:00	0.0	0.0	-
10:01	0.0	0.0	10:01	0.0	0.0	-
10:02	0.0	0.0	10:02	0.0	0.0	-
10:03	0.0	0.0	10:03	0.0	0.0	-
10:04	0.0	0.0	10:04	0.0	0.0	-
10:05	0.0	0.0	10:05	0.0	0.0	-
10:06	0.0	0.0	10:06	0.0	0.0	-
10:07	0.0	0.0	10:07	0.0	0.0	-
10:08	0.0	0.0	10:08	0.0	0.0	-
10:09	0.0	0.0	10:09	0.0	0.0	-
10:10	0.0	0.0	10:10	0.0	0.0	-
10:11	0.0	0.0	10:11	0.0	0.0	-
10:12	0.0	0.0	10:12	0.0	0.0	-
10:13	0.0	0.0	10:13	0.0	0.0	-
10:14	0.0	0.0	10:14	0.0	0.0	-
10:15	0.0	0.0	10:15	0.0	0.0	-
10:16	0.0	0.0	10:16	0.0	0.0	-
10:17	0.0	0.0	10:17	0.0	0.0	-
10:18	0.0	0.0	10:18	0.0	0.0	-
10:19	0.0	0.0	10:19	0.0	0.0	-
10:20	0.0	0.0	10:20	0.0	0.0	-
10:21	0.0	0.0	10:21	0.0	0.0	-
10:22	0.0	0.0	10:22	0.0	0.0	-
10:23	0.0	0.0	10:23	0.0	0.0	-
10:24	0.0	0.0	10:24	0.0	0.0	-

Grand Union Bowling Alley Site
BCP #360222
150 Westchester Avenue, Port Chester
March 5, 2025

PID DATA						
Upwind			Downwind			
Time	Concentration (ppm)	15-Min Avg Concentration (ppm)	Time	Concentration (ppm)	15-Min Avg Concentration (ppm)	Exceeds VOC Alarm Limit
10:25	0.0	0.0	10:25	0.0	0.0	-
10:26	0.0	0.0	10:26	0.0	0.0	-
10:27	0.0	0.0	10:27	0.0	0.0	-
10:28	0.0	0.0	10:28	0.0	0.0	-
10:29	0.0	0.0	10:29	0.0	0.0	-
10:30	0.0	0.0	10:30	0.0	0.0	-
10:31	0.0	0.0	10:31	0.0	0.0	-
10:32	0.0	0.0	10:32	0.0	0.0	-
10:33	0.0	0.0	10:33	0.0	0.0	-
10:34	0.0	0.0	10:34	0.0	0.0	-
10:35	0.0	0.0	10:35	0.0	0.0	-
10:36	0.0	0.0	10:36	0.0	0.0	-
10:37	0.0	0.0	10:37	0.0	0.0	-
10:38	0.0	0.0	10:38	0.0	0.0	-
10:39	0.0	0.0	10:39	0.0	0.0	-
10:40	0.0	0.0	10:40	0.0	0.0	-
10:41	0.0	0.0	10:41	0.0	0.0	-
10:42	0.0	0.0	10:42	0.0	0.0	-
10:43	0.0	0.0	10:43	0.0	0.0	-
10:44	0.0	0.0	10:44	0.0	0.0	-
10:45	0.0	0.0	10:45	0.0	0.0	-
10:46	0.0	0.0	10:46	0.0	0.0	-
10:47	0.0	0.0	10:47	0.0	0.0	-
10:48	0.0	0.0	10:48	0.0	0.0	-
10:49	0.0	0.0	10:49	0.0	0.0	-
10:50	0.0	0.0	10:50	0.0	0.0	-
10:51	0.0	0.0	10:51	0.0	0.0	-
10:52	0.0	0.0	10:52	0.0	0.0	-
10:53	0.0	0.0	10:53	0.0	0.0	-
10:54	0.0	0.0	10:54	0.0	0.0	-
10:55	0.0	0.0	10:55	0.0	0.0	-
10:56	0.0	0.0	10:56	0.0	0.0	-
10:57	0.0	0.0	10:57	0.0	0.0	-
10:58	0.0	0.0	10:58	0.0	0.0	-
10:59	0.0	0.0	10:59	0.0	0.0	-
11:00	0.0	0.0	11:00	0.0	0.0	-
11:01	0.0	0.0	11:01	0.0	0.0	-
11:02	0.0	0.0	11:02	0.0	0.0	-
11:03	0.0	0.0	11:03	0.0	0.0	-
11:04	0.0	0.0	11:04	0.0	0.0	-
11:05	0.0	0.0	11:05	0.0	0.0	-
11:06	0.0	0.0	11:06	0.0	0.0	-
11:07	0.0	0.0	11:07	0.0	0.0	-
11:08	0.0	0.0	11:08	0.0	0.0	-
11:09	0.0	0.0	11:09	0.0	0.0	-
11:10	0.0	0.0	11:10	0.0	0.0	-
11:11	0.0	0.0	11:11	0.0	0.0	-
11:12	0.0	0.0	11:12	0.0	0.0	-

Grand Union Bowling Alley Site
BCP #360222
150 Westchester Avenue, Port Chester
March 5, 2025

PID DATA						
Upwind			Downwind			
Time	Concentration (ppm)	15-Min Avg Concentration (ppm)	Time	Concentration (ppm)	15-Min Avg Concentration (ppm)	Exceeds VOC Alarm Limit
11:13	0.0	0.0	11:13	0.0	0.0	-
11:14	0.0	0.0	11:14	0.0	0.0	-
11:15	0.0	0.0	11:15	0.0	0.0	-
11:16	0.0	0.0	11:16	0.0	0.0	-
11:17	0.0	0.0	11:17	0.0	0.0	-
11:18	0.0	0.0	11:18	0.0	0.0	-
11:19	0.0	0.0	11:19	0.0	0.0	-
11:20	0.0	0.0	11:20	0.0	0.0	-
11:21	0.0	0.0	11:21	0.0	0.0	-
11:22	0.0	0.0	11:22	0.0	0.0	-
11:23	0.0	0.0	11:23	0.0	0.0	-
11:24	0.0	0.0	11:24	0.0	0.0	-
11:25	0.0	0.0	11:25	0.0	0.0	-
11:26	0.0	0.0	11:26	0.0	0.0	-
11:27	0.0	0.0	11:27	0.0	0.0	-
11:28	0.0	0.0	11:28	0.0	0.0	-
11:29	0.0	0.0	11:29	0.0	0.0	-
11:30	0.0	0.0	11:30	0.0	0.0	-
11:31	0.0	0.0	11:31	0.0	0.0	-
11:32	0.0	0.0	11:32	0.0	0.0	-
11:33	0.0	0.0	11:33	0.0	0.0	-
11:34	0.0	0.0	11:34	0.0	0.0	-
11:35	0.0	0.0	11:35	0.0	0.0	-
11:36	0.0	0.0	11:36	0.0	0.0	-
11:37	0.0	0.0	11:37	0.0	0.0	-
11:38	0.0	0.0	11:38	0.0	0.0	-
11:39	0.0	0.0	11:39	0.0	0.0	-
11:40	0.0	0.0	11:40	0.0	0.0	-
11:41	0.0	0.0	11:41	0.0	0.0	-
11:42	0.0	0.0	11:42	0.0	0.0	-
11:43	0.0	0.0	11:43	0.0	0.0	-
11:44	0.0	0.0	11:44	0.0	0.0	-
11:45	0.0	0.0	11:45	0.0	0.0	-
11:46	0.0	0.0	11:46	0.0	0.0	-
11:47	0.0	0.0	11:47	0.0	0.0	-
11:48	0.0	0.0	11:48	0.0	0.0	-
11:49	0.0	0.0	11:49	0.0	0.0	-
11:50	0.0	0.0	11:50	0.0	0.0	-
11:51	0.0	0.0	11:51	0.0	0.0	-
11:52	0.0	0.0	11:52	0.0	0.0	-
11:53	0.0	0.0	11:53	0.0	0.0	-
11:54	0.0	0.0	11:54	0.0	0.0	-
11:55	0.0	0.0	11:55	0.0	0.0	-
11:56	0.0	0.0	11:56	0.0	0.0	-
11:57	0.0	0.0	11:57	0.0	0.0	-
11:58	0.0	0.0	11:58	0.0	0.0	-
11:59	0.0	0.0	11:59	0.0	0.0	-
12:00	0.0	0.0	12:00	0.0	0.0	-

Grand Union Bowling Alley Site
BCP #360222
150 Westchester Avenue, Port Chester
March 5, 2025

PID DATA						
Upwind			Downwind			
Time	Concentration (ppm)	15-Min Avg Concentration (ppm)	Time	Concentration (ppm)	15-Min Avg Concentration (ppm)	Exceeds VOC Alarm Limit
12:01	0.0	0.0	12:01	0.0	0.0	-
12:02	0.0	0.0	12:02	0.0	0.0	-
12:03	0.0	0.0	12:03	0.0	0.0	-
12:04	0.0	0.0	12:04	0.0	0.0	-
12:05	0.0	0.0	12:05	0.0	0.0	-
12:06	0.0	0.0	12:06	0.0	0.0	-
12:07	0.0	0.0	12:07	0.0	0.0	-
12:08	0.0	0.0	12:08	0.0	0.0	-
12:09	0.0	0.0	12:09	0.0	0.0	-
12:10	0.0	0.0	12:10	0.0	0.0	-
12:11	0.0	0.0	12:11	0.0	0.0	-
12:12	0.0	0.0	12:12	0.0	0.0	-
12:13	0.0	0.0	12:13	0.0	0.0	-
12:14	0.0	0.0	12:14	0.0	0.0	-
12:15	0.0	0.0	12:15	0.0	0.0	-
12:16	0.0	0.0	12:16	0.0	0.0	-
12:17	0.0	0.0	12:17	0.0	0.0	-
12:18	0.0	0.0	12:18	0.0	0.0	-
12:19	0.0	0.0	12:19	0.0	0.0	-
12:20	0.0	0.0	12:20	0.0	0.0	-
12:21	0.0	0.0	12:21	0.0	0.0	-
12:22	0.0	0.0	12:22	0.0	0.0	-
12:23	0.0	0.0	12:23	0.0	0.0	-
12:24	0.0	0.0	12:24	0.0	0.0	-
12:25	0.0	0.0	12:25	0.0	0.0	-
12:26	0.0	0.0	12:26	0.0	0.0	-
12:27	0.0	0.0	12:27	0.0	0.0	-
12:28	0.0	0.0	12:28	0.0	0.0	-
12:29	0.0	0.0	12:29	0.0	0.0	-
12:30	0.0	0.0	12:30	0.0	0.0	-
12:31	0.0	0.0	12:31	0.0	0.0	-
12:32	0.0	0.0	12:32	0.0	0.0	-
12:33	0.0	0.0	12:33	0.0	0.0	-
12:34	0.0	0.0	12:34	0.0	0.0	-
12:35	0.0	0.0	12:35	0.0	0.0	-
12:36	0.0	0.0	12:36	0.0	0.0	-
12:37	0.0	0.0	12:37	0.0	0.0	-
12:38	0.0	0.0	12:38	0.0	0.0	-
12:39	0.0	0.0	12:39	0.0	0.0	-
12:40	0.0	0.0	12:40	0.0	0.0	-
12:41	0.0	0.0	12:41	0.0	0.0	-
12:42	0.0	0.0	12:42	0.0	0.0	-
12:43	0.0	0.0	12:43	0.0	0.0	-
12:44	0.0	0.0	12:44	0.0	0.0	-
12:45	0.0	0.0	12:45	0.0	0.0	-
12:46	0.0	0.0	12:46	0.0	0.0	-
12:47	0.0	0.0	12:47	0.0	0.0	-
12:48	0.0	0.0	12:48	0.0	0.0	-

Grand Union Bowling Alley Site
BCP #360222
150 Westchester Avenue, Port Chester
March 5, 2025

PID DATA						
Upwind			Downwind			
Time	Concentration (ppm)	15-Min Avg Concentration (ppm)	Time	Concentration (ppm)	15-Min Avg Concentration (ppm)	Exceeds VOC Alarm Limit
12:49	0.0	0.0	12:49	0.0	0.0	-
12:50	0.0	0.0	12:50	0.0	0.0	-
12:51	0.0	0.0	12:51	0.0	0.0	-
12:52	0.0	0.0	12:52	0.0	0.0	-
12:53	0.0	0.0	12:53	0.0	0.0	-
12:54	0.0	0.0	12:54	0.0	0.0	-
12:55	0.0	0.0	12:55	0.0	0.0	-
12:56	0.0	0.0	12:56	0.0	0.0	-
12:57	0.0	0.0	12:57	0.0	0.0	-
12:58	0.0	0.0	12:58	0.0	0.0	-
12:59	0.0	0.0	12:59	0.0	0.0	-
13:00	0.0	0.0	13:00	0.0	0.0	-
13:01	0.0	0.0	13:01	0.0	0.0	-
13:02	0.0	0.0	13:02	0.0	0.0	-
13:03	0.0	0.0	13:03	0.0	0.0	-
13:04	0.0	0.0	13:04	0.0	0.0	-
13:05	0.0	0.0	13:05	0.0	0.0	-
13:06	0.0	0.0	13:06	0.0	0.0	-
13:07	0.0	0.0	13:07	0.0	0.0	-
13:08	0.0	0.0	13:08	0.0	0.0	-
13:09	0.0	0.0	13:09	0.0	0.0	-
13:10	0.0	0.0	13:10	0.0	0.0	-
13:11	0.0	0.0	13:11	0.0	0.0	-
13:12	0.0	0.0	13:12	0.0	0.0	-
13:13	0.0	0.0	13:13	0.0	0.0	-
13:14	0.0	0.0	13:14	0.0	0.0	-
13:15	0.0	0.0	13:15	0.0	0.0	-
13:16	0.0	0.0	13:16	0.0	0.0	-
13:17	0.0	0.0	13:17	0.0	0.0	-
13:18	0.0	0.0	13:18	0.0	0.0	-
13:19	0.0	0.0	13:19	0.0	0.0	-
13:20	0.0	0.0	13:20	0.0	0.0	-
13:21	0.0	0.0	13:21	0.0	0.0	-
13:22	0.0	0.0	13:22	0.0	0.0	-
13:23	0.0	0.0	13:23	0.0	0.0	-
13:24	0.0	0.0	13:24	0.0	0.0	-
13:25	0.0	0.0	13:25	0.0	0.0	-
13:26	0.0	0.0	13:26	0.0	0.0	-
13:27	0.0	0.0	13:27	0.0	0.0	-
13:28	0.0	0.0	13:28	0.0	0.0	-
13:29	0.0	0.0	13:29	0.0	0.0	-
13:30	0.0	0.0	13:30	0.0	0.0	-
13:31	0.0	0.0	13:31	0.0	0.0	-
13:32	0.0	0.0	13:32	0.0	0.0	-
13:33	0.0	0.0	13:33	0.0	0.0	-
13:34	0.0	0.0	13:34	0.0	0.0	-
13:35	0.0	0.0	13:35	0.0	0.0	-
13:36	0.0	0.0	13:36	0.0	0.0	-

Grand Union Bowling Alley Site
BCP #360222
150 Westchester Avenue, Port Chester
March 5, 2025

PID DATA						
Upwind			Downwind			
Time	Concentration (ppm)	15-Min Avg Concentration (ppm)	Time	Concentration (ppm)	15-Min Avg Concentration (ppm)	Exceeds VOC Alarm Limit
13:37	0.0	0.0	13:37	0.0	0.0	-
13:38	0.0	0.0	13:38	0.0	0.0	-
13:39	0.0	0.0	13:39	0.0	0.0	-
13:40	0.0	0.0	13:40	0.0	0.0	-
13:41	0.0	0.0	13:41	0.0	0.0	-
13:42	0.0	0.0	13:42	0.0	0.0	-
13:43	0.0	0.0	13:43	0.0	0.0	-
13:44	0.0	0.0	13:44	0.0	0.0	-
13:45	0.0	0.0	13:45	0.0	0.0	-
13:46	0.0	0.0	13:46	0.0	0.0	-
13:47	0.0	0.0	13:47	0.0	0.0	-
13:48	0.0	0.0	13:48	0.0	0.0	-
13:49	0.0	0.0	13:49	0.0	0.0	-
13:50	0.0	0.0	13:50	0.0	0.0	-
13:51	0.0	0.0	13:51	0.0	0.0	-
13:52	0.0	0.0	13:52	0.0	0.0	-
13:53	0.0	0.0	13:53	0.0	0.0	-
13:54	0.0	0.0	13:54	0.0	0.0	-
13:55	0.0	0.0	13:55	0.0	0.0	-
13:56	0.0	0.0	13:56	0.0	0.0	-
13:57	0.0	0.0	13:57	0.0	0.0	-
13:58	0.0	0.0	13:58	0.0	0.0	-
13:59	0.0	0.0	13:59	0.0	0.0	-
14:00	0.0	0.0	14:00	0.0	0.0	-
14:01	0.0	0.0	14:01	0.0	0.0	-
14:02	0.0	0.0	14:02	0.0	0.0	-
14:03	0.0	0.0	14:03	0.0	0.0	-
14:04	0.0	0.0	14:04	0.0	0.0	-
14:05	0.0	0.0	14:05	0.0	0.0	-
14:06	0.0	0.0	14:06	0.0	0.0	-
14:07	0.0	0.0	14:07	0.0	0.0	-
14:08	0.0	0.0	14:08	0.0	0.0	-
14:09	0.0	0.0	14:09	0.0	0.0	-
14:10	0.0	0.0	14:10	0.0	0.0	-
14:11	0.0	0.0	14:11	0.0	0.0	-
14:12	0.0	0.0	14:12	0.0	0.0	-
14:13	0.0	0.0	14:13	0.0	0.0	-
14:14	0.0	0.0	14:14	0.0	0.0	-
14:15	0.0	0.0	14:15	0.0	0.0	-
14:16	0.0	0.0	14:16	0.0	0.0	-
14:17	0.0	0.0	14:17	0.0	0.0	-
14:18	0.0	0.0	14:18	0.0	0.0	-
14:19	0.0	0.0	14:19	0.0	0.0	-
14:20	0.0	0.0	14:20	0.0	0.0	-
14:21	0.0	0.0	14:21	0.0	0.0	-
14:22	0.0	0.0	14:22	0.0	0.0	-
14:23	0.0	0.0	14:23	0.0	0.0	-
14:24	0.0	0.0	14:24	0.0	0.0	-

Grand Union Bowling Alley Site
BCP #360222
150 Westchester Avenue, Port Chester
March 5, 2025

PID DATA						
Upwind			Downwind			
Time	Concentration (ppm)	15-Min Avg Concentration (ppm)	Time	Concentration (ppm)	15-Min Avg Concentration (ppm)	Exceeds VOC Alarm Limit
14:25	0.0	0.0	14:25	0.0	0.0	-
14:26	0.0	0.0	14:26	0.0	0.0	-
14:27	0.0	0.0	14:27	0.0	0.0	-
14:28	0.0	0.0	14:28	0.0	0.0	-
14:29	0.0	0.0	14:29	0.0	0.0	-
14:30	0.0	0.0	14:30	0.0	0.0	-
14:31	0.0	0.0	14:31	0.0	0.0	-
14:32	0.0	0.0	14:32	0.0	0.0	-
14:33	0.0	0.0	14:33	0.0	0.0	-
14:34	0.0	0.0	14:34	0.0	0.0	-
14:35	0.0	0.0	14:35	0.0	0.0	-
14:36	0.0	0.0	14:36	0.0	0.0	-
14:37	0.0	0.0	14:37	0.0	0.0	-
14:38	0.0	0.0	14:38	0.0	0.0	-
14:39	0.0	0.0	14:39	0.0	0.0	-
14:40	0.0	0.0	14:40	0.0	0.0	-
14:41	0.0	0.0	14:41	0.0	0.0	-
14:42	0.0	0.0	14:42	0.0	0.0	-
14:43	0.0	0.0	14:43	0.0	0.0	-
14:44	0.0	0.0	14:44	0.0	0.0	-
14:45	0.0	0.0	14:45	0.0	0.0	-
14:46	0.0	0.0	14:46	0.0	0.0	-

SESI CONSULTING ENGINEERS

959 US-46 Floor 3, Suite 300 - Parsippany-Troy Hills, NJ

DAILY AIR MONITORING REPORT
150 Westchester Avenue
Port Chester, New York

03/06/2025

Rev. No. 0	Page 1 of 2
Project Number: 11895A	
Dust Action Level	150 µg/m^3
VOC Action Level	5 ppm

Weather Data Range for Work Day		Wind Direction	WNW	Relative Humidity (%)	59.0 - 93.0	Daily Rain Total (in)	0.00	Readings in the summary table and graphs below are the reported downwind concentrations.
Temperature (°F)	49.0 - 55.0	Wind Speed (MPH)	1.9 - 6.2	Barometer (inHg)	29.20 - 29.30	Avg. Dew Point Temp (°F)	45.5	

Station Location	Daily Avg. Dust Concentration (µg/m^3)	Max 15-Min Dust Concentration (µg/m^3)	Time of Max Dust Reading	Daily Avg. VOC Concentration (ppm)	Max 15-Min VOC Concentration (ppm)	Time of Max VOC Reading
Upwind	18.6	67.7	8:36	0.0	0.0	8:25
Downwind	60.6	84.4	14:16	0.0	0.0	8:27

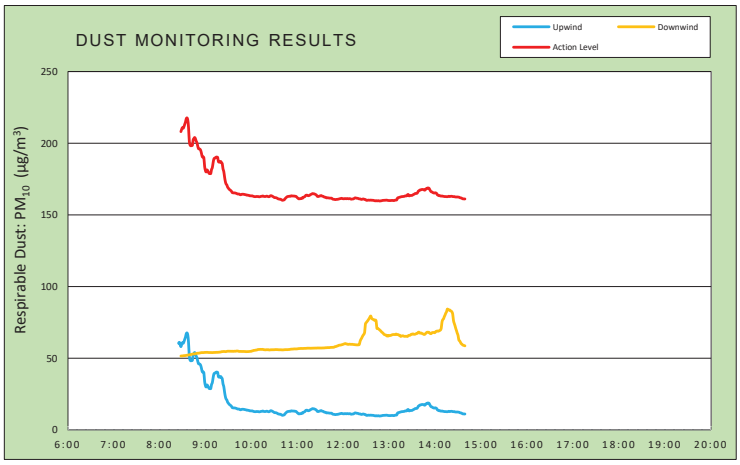

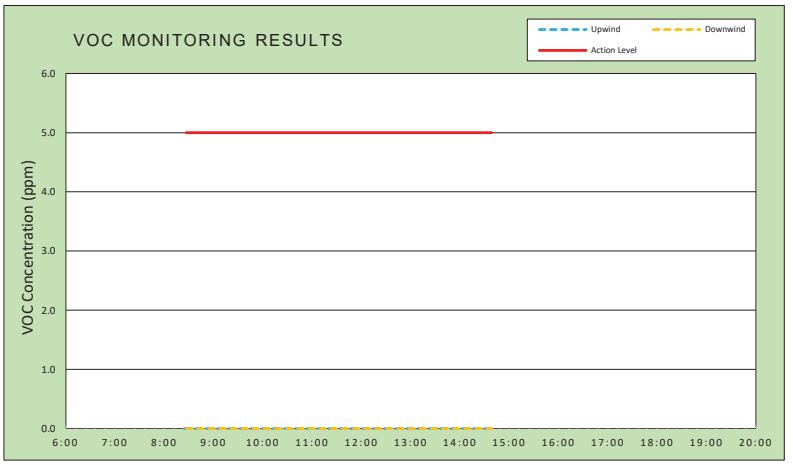

Air Monitoring Notes:

Weather Notes:

EMILCOTT
A Triumvirate Environmental Company

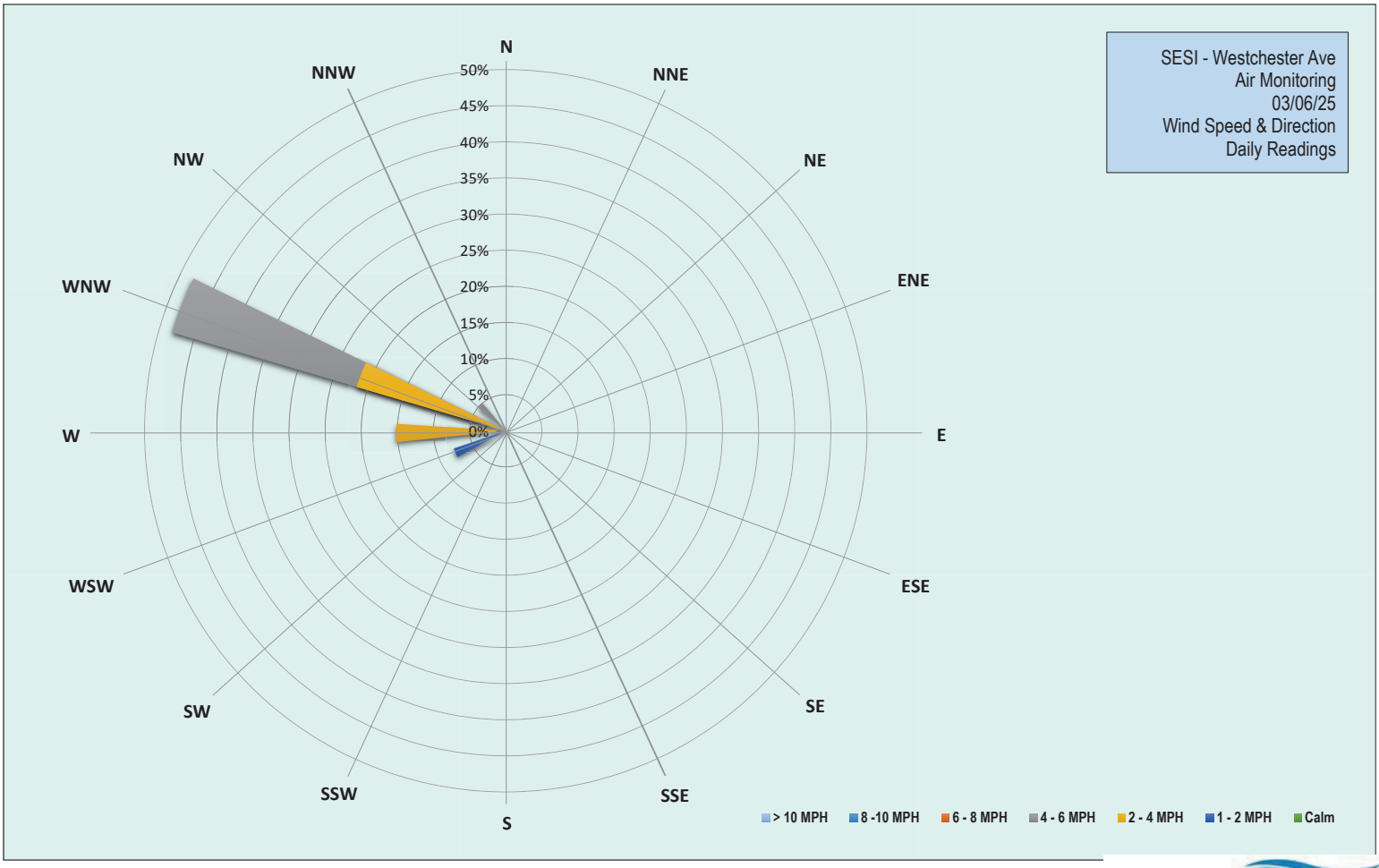

EMILCOTT
A Triumvirate Environmental Company

Grand Union Bowling Alley Site
BCP #360222
150 Westchester Avenue, Port Chester
March 6, 2025

Thursday, March 6, 2025						
Number of Instances Where Downwind Particulates Exceeds Upwind Particulate + 150 =						0
Number of Comparable Data Points =						372
Start Time:						8:10
End Time:						14:39
PARTICULATE DATA						
Upwind			Downwind			Exceeds Particulate Alarm Limit
Time	Concentration (ug/m^3)	15-Min Avg Concentration (ug/m^3)	Time	Concentration (ug/m^3)	15-Min Avg Concentration (ug/m^3)	
8:10	51.0	-	8:10	-	-	-
8:11	52.5	-	8:11	-	-	-
8:12	53.3	-	8:12	-	-	-
8:13	56.8	-	8:13	35.8	-	-
8:14	35.8	-	8:14	52.0	-	-
8:15	39.5	-	8:15	52.0	-	-
8:16	44.0	-	8:16	52.3	-	-
8:17	38.3	-	8:17	52.0	-	-
8:18	33.8	-	8:18	51.8	-	-
8:19	31.5	-	8:19	52.0	-	-
8:20	33.8	-	8:20	50.8	-	-
8:21	46.8	-	8:21	51.5	-	-
8:22	53.5	-	8:22	51.3	-	-
8:23	109.8	-	8:23	51.0	-	-
8:24	184.0	-	8:24	51.0	-	-
8:25	93.5	60.4	8:25	52.0	-	-
8:26	63.8	61.2	8:26	51.3	-	-
8:27	29.3	59.6	8:27	52.0	-	-
8:28	34.5	58.1	8:28	51.3	51.6	-
8:29	59.8	59.7	8:29	52.3	51.6	-
8:30	57.8	60.9	8:30	52.3	51.6	-
8:31	37.0	60.5	8:31	54.0	51.8	-
8:32	55.0	61.6	8:32	53.3	51.8	-
8:33	59.0	63.3	8:33	52.3	51.9	-
8:34	54.5	64.8	8:34	52.8	51.9	-
8:35	68.5	67.1	8:35	52.5	52.0	-
8:36	56.0	67.7	8:36	52.8	52.1	-
8:37	30.5	66.2	8:37	52.5	52.2	-
8:38	29.3	60.8	8:38	52.8	52.3	-
8:39	41.5	51.3	8:39	52.8	52.4	-
8:40	54.8	48.7	8:40	52.3	52.5	-
8:41	56.0	48.2	8:41	53.8	52.6	-
8:42	32.3	48.4	8:42	53.8	52.7	-
8:43	35.5	48.5	8:43	53.8	52.9	-
8:44	118.0	52.4	8:44	53.5	53.0	-
8:45	71.8	53.3	8:45	53.8	53.1	-
8:46	47.8	54.0	8:46	54.3	53.1	-
8:47	41.3	53.1	8:47	54.3	53.2	-
8:48	34.0	51.4	8:48	54.8	53.3	-
8:49	37.8	50.3	8:49	54.8	53.5	-
8:50	33.3	48.0	8:50	53.3	53.5	-

Grand Union Bowling Alley Site
BCP #360222
150 Westchester Avenue, Port Chester
March 6, 2025

PARTICULATE DATA						
Upwind			Downwind			Exceeds Particulate Alarm Limit
Time	Concentration (ug/m^3)	15-Min Avg Concentration (ug/m^3)	Time	Concentration (ug/m^3)	15-Min Avg Concentration (ug/m^3)	
8:51	29.3	46.2	8:51	53.5	53.6	-
8:52	28.3	46.0	8:52	53.3	53.6	-
8:53	25.8	45.8	8:53	55.0	53.8	-
8:54	26.0	44.8	8:54	54.3	53.9	-
8:55	22.8	42.6	8:55	53.8	54.0	-
8:56	23.3	40.5	8:56	53.8	54.0	-
8:57	33.8	40.6	8:57	53.8	54.0	-
8:58	25.5	39.9	8:58	54.0	54.0	-
8:59	26.8	33.8	8:59	55.0	54.1	-
9:00	30.5	31.1	9:00	54.0	54.1	-
9:01	31.0	29.9	9:01	54.3	54.1	-
9:02	63.3	31.4	9:02	55.0	54.2	-
9:03	25.5	30.8	9:03	54.0	54.1	-
9:04	21.3	29.7	9:04	53.8	54.0	-
9:05	19.8	28.8	9:05	53.0	54.0	-
9:06	30.3	28.9	9:06	53.3	54.0	-
9:07	26.8	28.8	9:07	53.5	54.0	-
9:08	69.5	31.7	9:08	54.5	54.0	-
9:09	43.3	32.9	9:09	54.0	54.0	-
9:10	71.5	36.1	9:10	54.3	54.0	-
9:11	64.8	38.9	9:11	54.5	54.1	-
9:12	44.8	39.6	9:12	54.0	54.1	-
9:13	26.5	39.7	9:13	54.3	54.1	-
9:14	36.5	40.3	9:14	55.8	54.1	-
9:15	30.0	40.3	9:15	54.3	54.2	-
9:16	29.3	40.2	9:16	54.3	54.2	-
9:17	18.0	37.2	9:17	55.8	54.2	-
9:18	20.0	36.8	9:18	54.5	54.2	-
9:19	22.0	36.9	9:19	55.0	54.3	-
9:20	27.0	37.3	9:20	53.8	54.4	-
9:21	17.0	36.5	9:21	56.5	54.6	-
9:22	16.8	35.8	9:22	54.3	54.6	-
9:23	14.3	32.1	9:23	55.3	54.7	-
9:24	16.8	30.3	9:24	54.8	54.7	-
9:25	15.5	26.6	9:25	54.0	54.7	-
9:26	17.5	23.5	9:26	53.3	54.6	-
9:27	17.0	21.6	9:27	54.5	54.7	-
9:28	16.5	20.9	9:28	56.5	54.8	-
9:29	13.5	19.4	9:29	57.3	54.9	-
9:30	19.5	18.7	9:30	54.3	54.9	-
9:31	17.5	17.9	9:31	54.5	54.9	-
9:32	12.3	17.5	9:32	55.0	54.9	-
9:33	12.8	17.1	9:33	54.8	54.9	-
9:34	14.3	16.5	9:34	54.3	54.9	-
9:35	13.0	15.6	9:35	54.8	54.9	-
9:36	14.8	15.5	9:36	55.0	54.8	-
9:37	15.3	15.4	9:37	55.0	54.9	-
9:38	14.5	15.4	9:38	56.0	54.9	-

Grand Union Bowling Alley Site
BCP #360222
150 Westchester Avenue, Port Chester
March 6, 2025

PARTICULATE DATA						
Upwind			Downwind			Exceeds Particulate Alarm Limit
Time	Concentration (ug/m^3)	15-Min Avg Concentration (ug/m^3)	Time	Concentration (ug/m^3)	15-Min Avg Concentration (ug/m^3)	
9:39	15.3	15.3	9:39	54.5	54.9	-
9:40	13.0	15.1	9:40	55.0	55.0	-
9:41	14.5	14.9	9:41	54.8	55.1	-
9:42	12.8	14.6	9:42	54.3	55.1	-
9:43	16.0	14.6	9:43	55.0	55.0	-
9:44	13.5	14.6	9:44	54.5	54.8	-
9:45	14.3	14.2	9:45	54.5	54.8	-
9:46	15.0	14.1	9:46	54.5	54.8	-
9:47	15.5	14.3	9:47	54.8	54.8	-
9:48	15.0	14.4	9:48	54.3	54.7	-
9:49	14.0	14.4	9:49	54.8	54.8	-
9:50	12.5	14.4	9:50	54.5	54.8	-
9:51	13.0	14.3	9:51	54.5	54.7	-
9:52	13.3	14.1	9:52	55.0	54.7	-
9:53	13.3	14.1	9:53	54.5	54.6	-
9:54	11.5	13.8	9:54	55.0	54.7	-
9:55	13.5	13.8	9:55	55.0	54.7	-
9:56	12.0	13.7	9:56	55.0	54.7	-
9:57	11.8	13.6	9:57	55.0	54.7	-
9:58	12.0	13.3	9:58	55.8	54.8	-
9:59	13.8	13.4	9:59	55.8	54.9	-
10:00	13.0	13.3	10:00	55.0	54.9	-
10:01	15.8	13.3	10:01	58.5	55.2	-
10:02	12.5	13.1	10:02	56.0	55.2	-
10:03	12.0	12.9	10:03	58.0	55.5	-
10:04	12.0	12.8	10:04	55.3	55.5	-
10:05	12.0	12.8	10:05	55.8	55.6	-
10:06	13.3	12.8	10:06	56.5	55.7	-
10:07	15.0	12.9	10:07	55.3	55.8	-
10:08	12.3	12.8	10:08	58.3	56.0	-
10:09	11.8	12.8	10:09	56.8	56.1	-
10:10	10.8	12.7	10:10	55.5	56.2	-
10:11	12.5	12.7	10:11	55.5	56.2	-
10:12	14.0	12.8	10:12	55.5	56.2	-
10:13	14.0	13.0	10:13	55.5	56.2	-
10:14	14.5	13.0	10:14	55.5	56.2	-
10:15	16.0	13.2	10:15	55.8	56.2	-
10:16	12.0	13.0	10:16	55.3	56.0	-
10:17	11.0	12.9	10:17	55.5	56.0	-
10:18	11.5	12.8	10:18	56.5	55.9	-
10:19	13.5	12.9	10:19	55.8	55.9	-
10:20	14.3	13.1	10:20	56.8	56.0	-
10:21	11.8	13.0	10:21	56.0	56.0	-
10:22	12.0	12.8	10:22	56.0	56.0	-
10:23	11.0	12.7	10:23	55.8	55.8	-
10:24	15.3	12.9	10:24	56.5	55.8	-
10:25	17.3	13.4	10:25	57.0	55.9	-
10:26	12.8	13.4	10:26	55.8	55.9	-

Grand Union Bowling Alley Site
BCP #360222
150 Westchester Avenue, Port Chester
March 6, 2025

PARTICULATE DATA						
Upwind			Downwind			Exceeds Particulate Alarm Limit
Time	Concentration (ug/m^3)	15-Min Avg Concentration (ug/m^3)	Time	Concentration (ug/m^3)	15-Min Avg Concentration (ug/m^3)	
10:27	10.8	13.2	10:27	56.0	56.0	-
10:28	9.5	12.9	10:28	55.3	56.0	-
10:29	9.5	12.5	10:29	55.8	56.0	-
10:30	10.3	12.2	10:30	56.0	56.0	-
10:31	10.8	12.1	10:31	56.0	56.0	-
10:32	10.5	12.0	10:32	56.3	56.1	-
10:33	8.5	11.8	10:33	56.0	56.1	-
10:34	9.5	11.6	10:34	55.8	56.1	-
10:35	9.0	11.2	10:35	55.8	56.0	-
10:36	10.0	11.1	10:36	55.5	56.0	-
10:37	9.8	11.0	10:37	55.8	55.9	-
10:38	11.3	11.0	10:38	55.8	55.9	-
10:39	10.8	10.7	10:39	56.5	55.9	-
10:40	12.3	10.3	10:40	55.8	55.9	-
10:41	11.0	10.2	10:41	56.0	55.9	-
10:42	13.8	10.4	10:42	56.3	55.9	-
10:43	11.5	10.6	10:43	56.5	56.0	-
10:44	20.0	11.3	10:44	56.3	56.0	-
10:45	19.3	11.9	10:45	56.5	56.0	-
10:46	18.0	12.3	10:46	56.0	56.0	-
10:47	16.8	12.8	10:47	56.0	56.0	-
10:48	10.3	12.9	10:48	56.8	56.1	-
10:49	10.8	13.0	10:49	56.5	56.1	-
10:50	10.8	13.1	10:50	56.0	56.1	-
10:51	8.5	13.0	10:51	58.0	56.3	-
10:52	15.0	13.3	10:52	56.3	56.3	-
10:53	10.5	13.3	10:53	57.0	56.4	-
10:54	9.8	13.2	10:54	56.3	56.4	-
10:55	11.8	13.2	10:55	56.8	56.5	-
10:56	11.0	13.2	10:56	57.0	56.5	-
10:57	11.3	13.0	10:57	56.3	56.5	-
10:58	11.5	13.0	10:58	56.3	56.5	-
10:59	14.3	12.6	10:59	56.5	56.5	-
11:00	10.8	12.1	11:00	57.3	56.6	-
11:01	11.5	11.6	11:01	57.3	56.7	-
11:02	10.5	11.2	11:02	57.5	56.8	-
11:03	12.0	11.3	11:03	57.0	56.8	-
11:04	10.8	11.3	11:04	57.0	56.8	-
11:05	12.5	11.4	11:05	57.0	56.9	-
11:06	15.3	11.9	11:06	57.0	56.8	-
11:07	12.0	11.7	11:07	56.8	56.9	-
11:08	19.5	12.3	11:08	57.0	56.9	-
11:09	14.0	12.6	11:09	57.0	56.9	-
11:10	15.8	12.8	11:10	57.0	56.9	-
11:11	22.3	13.6	11:11	57.0	56.9	-
11:12	14.0	13.8	11:12	57.0	57.0	-
11:13	11.0	13.7	11:13	57.0	57.0	-
11:14	9.5	13.4	11:14	57.0	57.1	-

Grand Union Bowling Alley Site
BCP #360222
150 Westchester Avenue, Port Chester
March 6, 2025

PARTICULATE DATA						
Upwind			Downwind			Exceeds Particulate Alarm Limit
Time	Concentration (ug/m^3)	15-Min Avg Concentration (ug/m^3)	Time	Concentration (ug/m^3)	15-Min Avg Concentration (ug/m^3)	
11:15	11.5	13.5	11:15	57.0	57.0	-
11:16	14.3	13.7	11:16	57.3	57.0	-
11:17	17.0	14.1	11:17	57.0	57.0	-
11:18	15.8	14.3	11:18	57.0	57.0	-
11:19	14.8	14.6	11:19	57.5	57.0	-
11:20	17.0	14.9	11:20	57.3	57.1	-
11:21	12.8	14.7	11:21	57.3	57.1	-
11:22	11.8	14.7	11:22	57.0	57.1	-
11:23	16.0	14.5	11:23	57.3	57.1	-
11:24	9.8	14.2	11:24	57.3	57.1	-
11:25	10.8	13.9	11:25	56.8	57.1	-
11:26	10.0	13.1	11:26	58.0	57.2	-
11:27	11.0	12.9	11:27	57.3	57.2	-
11:28	12.0	12.9	11:28	56.8	57.2	-
11:29	13.5	13.2	11:29	57.0	57.2	-
11:30	12.0	13.2	11:30	57.0	57.2	-
11:31	19.0	13.5	11:31	57.0	57.2	-
11:32	13.0	13.3	11:32	57.3	57.2	-
11:33	12.0	13.0	11:33	57.5	57.2	-
11:34	13.5	12.9	11:34	57.5	57.2	-
11:35	11.0	12.5	11:35	57.8	57.2	-
11:36	10.0	12.4	11:36	57.8	57.3	-
11:37	11.3	12.3	11:37	58.3	57.4	-
11:38	9.8	11.9	11:38	57.5	57.4	-
11:39	10.8	12.0	11:39	57.8	57.4	-
11:40	10.0	11.9	11:40	57.8	57.5	-
11:41	9.0	11.9	11:41	57.5	57.4	-
11:42	9.5	11.8	11:42	57.5	57.5	-
11:43	11.3	11.7	11:43	58.0	57.5	-
11:44	13.5	11.7	11:44	58.0	57.6	-
11:45	11.0	11.6	11:45	57.0	57.6	-
11:46	11.5	11.1	11:46	57.5	57.6	-
11:47	10.0	10.9	11:47	57.5	57.7	-
11:48	11.3	10.9	11:48	58.8	57.7	-
11:49	11.8	10.8	11:49	62.5	58.1	-
11:50	10.0	10.7	11:50	58.5	58.1	-
11:51	12.0	10.8	11:51	61.0	58.3	-
11:52	11.3	10.8	11:52	61.0	58.5	-
11:53	11.5	11.0	11:53	60.3	58.7	-
11:54	11.8	11.0	11:54	62.0	59.0	-
11:55	13.3	11.2	11:55	59.8	59.1	-
11:56	10.5	11.3	11:56	58.5	59.2	-
11:57	11.5	11.5	11:57	58.5	59.3	-
11:58	13.0	11.6	11:58	61.0	59.5	-
11:59	10.0	11.4	11:59	59.5	59.6	-
12:00	10.5	11.3	12:00	60.3	59.8	-
12:01	10.3	11.2	12:01	60.5	60.0	-
12:02	12.5	11.4	12:02	60.3	60.2	-

Grand Union Bowling Alley Site
BCP #360222
150 Westchester Avenue, Port Chester
March 6, 2025

PARTICULATE DATA						
Upwind			Downwind			Exceeds Particulate Alarm Limit
Time	Concentration (ug/m^3)	15-Min Avg Concentration (ug/m^3)	Time	Concentration (ug/m^3)	15-Min Avg Concentration (ug/m^3)	
12:03	10.8	11.4	12:03	60.3	60.3	-
12:04	10.3	11.3	12:04	58.3	60.0	-
12:05	12.3	11.4	12:05	58.0	59.9	-
12:06	11.0	11.4	12:06	57.8	59.7	-
12:07	10.0	11.3	12:07	61.0	59.7	-
12:08	12.8	11.4	12:08	62.0	59.8	-
12:09	11.3	11.3	12:09	61.3	59.8	-
12:10	9.3	11.1	12:10	58.8	59.7	-
12:11	9.8	11.0	12:11	58.5	59.7	-
12:12	13.5	11.1	12:12	59.0	59.8	-
12:13	13.3	11.2	12:13	58.8	59.6	-
12:14	13.5	11.4	12:14	59.5	59.6	-
12:15	16.5	11.8	12:15	58.8	59.5	-
12:16	11.8	11.9	12:16	59.5	59.4	-
12:17	10.3	11.7	12:17	59.8	59.4	-
12:18	9.0	11.6	12:18	59.3	59.3	-
12:19	9.8	11.6	12:19	58.8	59.4	-
12:20	8.8	11.4	12:20	58.5	59.4	-
12:21	8.5	11.2	12:21	60.8	59.6	-
12:22	10.0	11.2	12:22	93.3	61.8	-
12:23	9.5	11.0	12:23	82.0	63.1	-
12:24	9.0	10.8	12:24	74.5	64.0	-
12:25	11.8	11.0	12:25	76.0	65.1	-
12:26	11.8	11.1	12:26	72.8	66.1	-
12:27	12.3	11.0	12:27	70.0	66.8	-
12:28	9.3	10.8	12:28	78.8	68.1	-
12:29	13.5	10.8	12:29	146.5	73.9	-
12:30	9.3	10.3	12:30	72.3	74.8	-
12:31	10.0	10.2	12:31	70.0	75.5	-
12:32	11.5	10.3	12:32	69.8	76.2	-
12:33	10.3	10.3	12:33	71.5	77.0	-
12:34	8.8	10.3	12:34	70.5	77.8	-
12:35	8.8	10.3	12:35	74.0	78.8	-
12:36	9.5	10.3	12:36	70.8	79.5	-
12:37	8.8	10.3	12:37	71.0	78.0	-
12:38	9.0	10.2	12:38	73.0	77.4	-
12:39	8.8	10.2	12:39	70.3	77.1	-
12:40	9.8	10.1	12:40	71.5	76.8	-
12:41	9.8	9.9	12:41	67.3	76.5	-
12:42	10.5	9.8	12:42	74.5	76.8	-
12:43	11.5	10.0	12:43	67.5	76.0	-
12:44	11.3	9.8	12:44	68.0	70.8	-
12:45	9.8	9.9	12:45	72.5	70.8	-
12:46	11.3	9.9	12:46	65.0	70.5	-
12:47	9.0	9.8	12:47	63.8	70.1	-
12:48	9.5	9.7	12:48	64.0	69.6	-
12:49	10.5	9.8	12:49	63.3	69.1	-
12:50	9.5	9.9	12:50	64.5	68.5	-

Grand Union Bowling Alley Site
BCP #360222
150 Westchester Avenue, Port Chester
March 6, 2025

PARTICULATE DATA						
Upwind			Downwind			Exceeds Particulate Alarm Limit
Time	Concentration (ug/m^3)	15-Min Avg Concentration (ug/m^3)	Time	Concentration (ug/m^3)	15-Min Avg Concentration (ug/m^3)	
12:51	12.0	10.1	12:51	63.8	68.0	-
12:52	10.3	10.2	12:52	64.5	67.6	-
12:53	9.3	10.2	12:53	63.0	66.9	-
12:54	9.5	10.2	12:54	64.0	66.5	-
12:55	10.0	10.2	12:55	69.5	66.3	-
12:56	10.8	10.3	12:56	64.5	66.2	-
12:57	10.3	10.3	12:57	65.0	65.5	-
12:58	9.8	10.2	12:58	71.8	65.8	-
12:59	9.5	10.1	12:59	63.3	65.5	-
13:00	9.8	10.1	13:00	79.3	65.9	-
13:01	10.3	10.0	13:01	63.3	65.8	-
13:02	10.0	10.1	13:02	66.5	66.0	-
13:03	10.3	10.1	13:03	65.8	66.1	-
13:04	10.3	10.1	13:04	68.3	66.5	-
13:05	10.0	10.1	13:05	65.5	66.5	-
13:06	10.0	10.0	13:06	64.8	66.6	-
13:07	12.5	10.1	13:07	63.8	66.5	-
13:08	11.8	10.3	13:08	63.5	66.6	-
13:09	10.5	10.4	13:09	69.5	66.9	-
13:10	12.3	10.5	13:10	64.8	66.6	-
13:11	30.5	11.8	13:11	63.5	66.6	-
13:12	12.5	12.0	13:12	63.8	66.5	-
13:13	13.3	12.2	13:13	64.3	66.0	-
13:14	12.0	12.4	13:14	64.5	66.1	-
13:15	12.0	12.5	13:15	67.3	65.3	-
13:16	13.0	12.7	13:16	66.8	65.5	-
13:17	11.0	12.8	13:17	68.3	65.6	-
13:18	11.0	12.8	13:18	67.3	65.7	-
13:19	11.3	12.9	13:19	64.5	65.5	-
13:20	11.5	13.0	13:20	63.5	65.3	-
13:21	14.3	13.3	13:21	64.5	65.3	-
13:22	12.0	13.3	13:22	64.8	65.4	-
13:23	13.5	13.4	13:23	62.5	65.3	-
13:24	21.3	14.1	13:24	68.0	65.2	-
13:25	15.0	14.3	13:25	73.8	65.8	-
13:26	16.0	13.3	13:26	66.5	66.0	-
13:27	15.0	13.5	13:27	63.5	66.0	-
13:28	14.8	13.6	13:28	69.8	66.4	-
13:29	12.3	13.6	13:29	70.8	66.8	-
13:30	13.0	13.7	13:30	66.8	66.7	-
13:31	18.3	14.0	13:31	71.3	67.0	-
13:32	15.3	14.3	13:32	64.8	66.8	-
13:33	15.0	14.6	13:33	66.3	66.7	-
13:34	16.8	14.9	13:34	65.8	66.8	-
13:35	12.5	15.0	13:35	67.3	67.1	-
13:36	14.8	15.0	13:36	68.5	67.3	-
13:37	18.3	15.4	13:37	65.5	67.4	-
13:38	29.8	16.5	13:38	73.5	68.1	-

Grand Union Bowling Alley Site
BCP #360222
150 Westchester Avenue, Port Chester
March 6, 2025

PARTICULATE DATA						
Upwind			Downwind			Exceeds Particulate Alarm Limit
Time	Concentration (ug/m^3)	15-Min Avg Concentration (ug/m^3)	Time	Concentration (ug/m^3)	15-Min Avg Concentration (ug/m^3)	
13:39	25.5	16.8	13:39	69.0	68.2	-
13:40	23.3	17.4	13:40	65.3	67.6	-
13:41	16.8	17.4	13:41	65.3	67.5	-
13:42	19.0	17.7	13:42	64.8	67.6	-
13:43	15.5	17.7	13:43	64.5	67.3	-
13:44	13.0	17.8	13:44	67.0	67.0	-
13:45	10.8	17.6	13:45	64.3	66.9	-
13:46	13.5	17.3	13:46	66.3	66.5	-
13:47	16.8	17.4	13:47	72.0	67.0	-
13:48	27.8	18.3	13:48	72.5	67.4	-
13:49	16.8	18.3	13:49	74.8	68.0	-
13:50	20.8	18.8	13:50	70.0	68.2	-
13:51	12.8	18.7	13:51	67.0	68.1	-
13:52	18.3	18.7	13:52	66.0	68.1	-
13:53	15.3	17.7	13:53	64.5	67.5	-
13:54	11.3	16.8	13:54	64.3	67.2	-
13:55	14.3	16.2	13:55	65.5	67.2	-
13:56	15.0	16.0	13:56	74.5	67.9	-
13:57	12.8	15.6	13:57	66.5	68.0	-
13:58	12.0	15.4	13:58	65.3	68.0	-
13:59	11.0	15.3	13:59	64.5	67.9	-
14:00	13.5	15.4	14:00	66.3	68.0	-
14:01	11.8	15.3	14:01	77.0	68.7	-
14:02	11.5	15.0	14:02	74.3	68.9	-
14:03	13.0	14.0	14:03	75.8	69.1	-
14:04	14.5	13.8	14:04	71.8	68.9	-
14:05	14.0	13.4	14:05	73.0	69.1	-
14:06	14.3	13.5	14:06	71.8	69.4	-
14:07	14.5	13.2	14:07	71.0	69.7	-
14:08	13.5	13.1	14:08	82.0	70.9	-
14:09	12.8	13.2	14:09	129.0	75.2	-
14:10	11.8	13.1	14:10	90.8	76.9	-
14:11	13.8	13.0	14:11	83.5	77.5	-
14:12	11.0	12.9	14:12	89.0	79.0	-
14:13	11.0	12.8	14:13	82.5	80.1	-
14:14	11.5	12.8	14:14	85.3	81.5	-
14:15	12.3	12.7	14:15	80.5	82.5	-
14:16	11.5	12.7	14:16	105.3	84.4	-
14:17	13.5	12.9	14:17	68.3	84.0	-
14:18	15.5	13.0	14:18	71.3	83.7	-
14:19	11.3	12.8	14:19	73.8	83.8	-
14:20	16.0	12.9	14:20	64.0	83.2	-
14:21	15.3	13.0	14:21	67.5	82.9	-
14:22	14.3	13.0	14:22	62.3	82.3	-
14:23	11.0	12.8	14:23	60.8	80.9	-
14:24	11.8	12.8	14:24	61.3	76.4	-
14:25	12.5	12.8	14:25	61.3	74.4	-
14:26	10.5	12.6	14:26	59.0	72.8	-

Grand Union Bowling Alley Site
BCP #360222
150 Westchester Avenue, Port Chester
March 6, 2025

PARTICULATE DATA						
Upwind			Downwind			Exceeds Particulate Alarm Limit
Time	Concentration (ug/m^3)	15-Min Avg Concentration (ug/m^3)	Time	Concentration (ug/m^3)	15-Min Avg Concentration (ug/m^3)	
14:27	10.3	12.5	14:27	59.0	70.8	-
14:28	10.5	12.5	14:28	58.8	69.2	-
14:29	12.0	12.5	14:29	58.3	67.4	-
14:30	11.0	12.5	14:30	58.8	66.0	-
14:31	10.8	12.4	14:31	58.0	62.8	-
14:32	10.0	12.2	14:32	58.8	62.2	-
14:33	11.8	11.9	14:33	58.3	61.3	-
14:34	10.3	11.9	14:34	58.3	60.3	-
14:35	12.0	11.6	14:35	58.5	59.9	-
14:36	10.5	11.3	14:36	58.5	59.3	-
14:37	13.5	11.2	14:37	58.5	59.1	-
14:38	10.0	11.2	14:38	58.3	58.9	-
14:39	11.5	11.1	14:39	58.0	58.7	-

Grand Union Bowling Alley Site
BCP #360222
150 Westchester Avenue, Port Chester
March 6, 2025

Thursday, March 6, 2025						
Number of Instances Where Downwind VOCs Exceeds Upwind VOCs + 5 =						0
Number of Comparable Data Points =						373
Start Time:						8:10
End Time:						14:39
PID DATA						
Upwind			Downwind			Exceeds VOC Alarm Limit
Time	Concentration (ppm)	15-Min Avg Concentration (ppm)	Time	Concentration (ppm)	15-Min Avg Concentration (ppm)	
8:10	0.0	-	8:10	-	-	-
8:11	0.0	-	8:11	-	-	-
8:12	0.0	-	8:12	0.0	-	-
8:13	0.0	-	8:13	0.0	-	-
8:14	0.0	-	8:14	0.0	-	-
8:15	0.0	-	8:15	0.0	-	-
8:16	0.0	-	8:16	0.0	-	-
8:17	0.0	-	8:17	0.0	-	-
8:18	0.0	-	8:18	0.0	-	-
8:19	0.0	-	8:19	0.0	-	-
8:20	0.0	-	8:20	0.0	-	-
8:21	0.0	-	8:21	0.0	-	-
8:22	0.0	-	8:22	0.0	-	-
8:23	0.0	-	8:23	0.0	-	-
8:24	0.0	-	8:24	0.0	-	-
8:25	0.0	0.0	8:25	0.0	-	-
8:26	0.0	0.0	8:26	0.0	-	-
8:27	0.0	0.0	8:27	0.0	0.0	-
8:28	0.0	0.0	8:28	0.0	0.0	-
8:29	0.0	0.0	8:29	0.0	0.0	-
8:30	0.0	0.0	8:30	0.0	0.0	-
8:31	0.0	0.0	8:31	0.0	0.0	-
8:32	0.0	0.0	8:32	0.0	0.0	-
8:33	0.0	0.0	8:33	0.0	0.0	-
8:34	0.0	0.0	8:34	0.0	0.0	-
8:35	0.0	0.0	8:35	0.0	0.0	-
8:36	0.0	0.0	8:36	0.0	0.0	-
8:37	0.0	0.0	8:37	0.0	0.0	-
8:38	0.0	0.0	8:38	0.0	0.0	-
8:39	0.0	0.0	8:39	0.0	0.0	-
8:40	0.0	0.0	8:40	0.0	0.0	-
8:41	0.0	0.0	8:41	0.0	0.0	-
8:42	0.0	0.0	8:42	0.0	0.0	-
8:43	0.0	0.0	8:43	0.0	0.0	-
8:44	0.0	0.0	8:44	0.0	0.0	-
8:45	0.0	0.0	8:45	0.0	0.0	-
8:46	0.0	0.0	8:46	0.0	0.0	-
8:47	0.0	0.0	8:47	0.0	0.0	-
8:48	0.0	0.0	8:48	0.0	0.0	-
8:49	0.0	0.0	8:49	0.0	0.0	-
8:50	0.0	0.0	8:50	0.0	0.0	-
8:51	0.0	0.0	8:51	0.0	0.0	-
8:52	0.0	0.0	8:52	0.0	0.0	-

Grand Union Bowling Alley Site
BCP #360222
150 Westchester Avenue, Port Chester
March 6, 2025

PID DATA						
Upwind			Downwind			
Time	Concentration (ppm)	15-Min Avg Concentration (ppm)	Time	Concentration (ppm)	15-Min Avg Concentration (ppm)	Exceeds VOC Alarm Limit
8:53	0.0	0.0	8:53	0.0	0.0	-
8:54	0.0	0.0	8:54	0.0	0.0	-
8:55	0.0	0.0	8:55	0.0	0.0	-
8:56	0.0	0.0	8:56	0.0	0.0	-
8:57	0.0	0.0	8:57	0.0	0.0	-
8:58	0.0	0.0	8:58	0.0	0.0	-
8:59	0.0	0.0	8:59	0.0	0.0	-
9:00	0.0	0.0	9:00	0.0	0.0	-
9:01	0.0	0.0	9:01	0.0	0.0	-
9:02	0.0	0.0	9:02	0.0	0.0	-
9:03	0.0	0.0	9:03	0.0	0.0	-
9:04	0.0	0.0	9:04	0.0	0.0	-
9:05	0.0	0.0	9:05	0.0	0.0	-
9:06	0.0	0.0	9:06	0.0	0.0	-
9:07	0.0	0.0	9:07	0.0	0.0	-
9:08	0.0	0.0	9:08	0.0	0.0	-
9:09	0.0	0.0	9:09	0.0	0.0	-
9:10	0.0	0.0	9:10	0.0	0.0	-
9:11	0.0	0.0	9:11	0.0	0.0	-
9:12	0.0	0.0	9:12	0.0	0.0	-
9:13	0.0	0.0	9:13	0.0	0.0	-
9:14	0.0	0.0	9:14	0.0	0.0	-
9:15	0.0	0.0	9:15	0.0	0.0	-
9:16	0.0	0.0	9:16	0.0	0.0	-
9:17	0.0	0.0	9:17	0.0	0.0	-
9:18	0.0	0.0	9:18	0.0	0.0	-
9:19	0.0	0.0	9:19	0.0	0.0	-
9:20	0.0	0.0	9:20	0.0	0.0	-
9:21	0.0	0.0	9:21	0.0	0.0	-
9:22	0.0	0.0	9:22	0.0	0.0	-
9:23	0.0	0.0	9:23	0.0	0.0	-
9:24	0.0	0.0	9:24	0.0	0.0	-
9:25	0.0	0.0	9:25	0.0	0.0	-
9:26	0.0	0.0	9:26	0.0	0.0	-
9:27	0.0	0.0	9:27	0.0	0.0	-
9:28	0.0	0.0	9:28	0.0	0.0	-
9:29	0.0	0.0	9:29	0.0	0.0	-
9:30	0.0	0.0	9:30	0.0	0.0	-
9:31	0.0	0.0	9:31	0.0	0.0	-
9:32	0.0	0.0	9:32	0.0	0.0	-
9:33	0.0	0.0	9:33	0.0	0.0	-
9:34	0.0	0.0	9:34	0.0	0.0	-
9:35	0.0	0.0	9:35	0.0	0.0	-
9:36	0.0	0.0	9:36	0.0	0.0	-
9:37	0.0	0.0	9:37	0.0	0.0	-
9:38	0.0	0.0	9:38	0.0	0.0	-
9:39	0.0	0.0	9:39	0.0	0.0	-
9:40	0.0	0.0	9:40	0.0	0.0	-

Grand Union Bowling Alley Site
BCP #360222
150 Westchester Avenue, Port Chester
March 6, 2025

PID DATA						
Upwind			Downwind			
Time	Concentration (ppm)	15-Min Avg Concentration (ppm)	Time	Concentration (ppm)	15-Min Avg Concentration (ppm)	Exceeds VOC Alarm Limit
9:41	0.0	0.0	9:41	0.0	0.0	-
9:42	0.0	0.0	9:42	0.0	0.0	-
9:43	0.0	0.0	9:43	0.0	0.0	-
9:44	0.0	0.0	9:44	0.0	0.0	-
9:45	0.0	0.0	9:45	0.0	0.0	-
9:46	0.0	0.0	9:46	0.0	0.0	-
9:47	0.0	0.0	9:47	0.0	0.0	-
9:48	0.0	0.0	9:48	0.0	0.0	-
9:49	0.0	0.0	9:49	0.0	0.0	-
9:50	0.0	0.0	9:50	0.0	0.0	-
9:51	0.0	0.0	9:51	0.0	0.0	-
9:52	0.0	0.0	9:52	0.0	0.0	-
9:53	0.0	0.0	9:53	0.0	0.0	-
9:54	0.0	0.0	9:54	0.0	0.0	-
9:55	0.0	0.0	9:55	0.0	0.0	-
9:56	0.0	0.0	9:56	0.0	0.0	-
9:57	0.0	0.0	9:57	0.0	0.0	-
9:58	0.0	0.0	9:58	0.0	0.0	-
9:59	0.0	0.0	9:59	0.0	0.0	-
10:00	0.0	0.0	10:00	0.0	0.0	-
10:01	0.0	0.0	10:01	0.0	0.0	-
10:02	0.0	0.0	10:02	0.0	0.0	-
10:03	0.0	0.0	10:03	0.0	0.0	-
10:04	0.0	0.0	10:04	0.0	0.0	-
10:05	0.0	0.0	10:05	0.0	0.0	-
10:06	0.0	0.0	10:06	0.0	0.0	-
10:07	0.0	0.0	10:07	0.0	0.0	-
10:08	0.0	0.0	10:08	0.0	0.0	-
10:09	0.0	0.0	10:09	0.0	0.0	-
10:10	0.0	0.0	10:10	0.0	0.0	-
10:11	0.0	0.0	10:11	0.0	0.0	-
10:12	0.0	0.0	10:12	0.0	0.0	-
10:13	0.0	0.0	10:13	0.0	0.0	-
10:14	0.0	0.0	10:14	0.0	0.0	-
10:15	0.0	0.0	10:15	0.0	0.0	-
10:16	0.0	0.0	10:16	0.0	0.0	-
10:17	0.0	0.0	10:17	0.0	0.0	-
10:18	0.0	0.0	10:18	0.0	0.0	-
10:19	0.0	0.0	10:19	0.0	0.0	-
10:20	0.0	0.0	10:20	0.0	0.0	-
10:21	0.0	0.0	10:21	0.0	0.0	-
10:22	0.0	0.0	10:22	0.0	0.0	-
10:23	0.0	0.0	10:23	0.0	0.0	-
10:24	0.0	0.0	10:24	0.0	0.0	-
10:25	0.0	0.0	10:25	0.0	0.0	-
10:26	0.0	0.0	10:26	0.0	0.0	-
10:27	0.0	0.0	10:27	0.0	0.0	-
10:28	0.0	0.0	10:28	0.0	0.0	-

Grand Union Bowling Alley Site
BCP #360222
150 Westchester Avenue, Port Chester
March 6, 2025

PID DATA						
Upwind			Downwind			
Time	Concentration (ppm)	15-Min Avg Concentration (ppm)	Time	Concentration (ppm)	15-Min Avg Concentration (ppm)	Exceeds VOC Alarm Limit
10:29	0.0	0.0	10:29	0.0	0.0	-
10:30	0.0	0.0	10:30	0.0	0.0	-
10:31	0.0	0.0	10:31	0.0	0.0	-
10:32	0.0	0.0	10:32	0.0	0.0	-
10:33	0.0	0.0	10:33	0.0	0.0	-
10:34	0.0	0.0	10:34	0.0	0.0	-
10:35	0.0	0.0	10:35	0.0	0.0	-
10:36	0.0	0.0	10:36	0.0	0.0	-
10:37	0.0	0.0	10:37	0.0	0.0	-
10:38	0.0	0.0	10:38	0.0	0.0	-
10:39	0.0	0.0	10:39	0.0	0.0	-
10:40	0.0	0.0	10:40	0.0	0.0	-
10:41	0.0	0.0	10:41	0.0	0.0	-
10:42	0.0	0.0	10:42	0.0	0.0	-
10:43	0.0	0.0	10:43	0.0	0.0	-
10:44	0.0	0.0	10:44	0.0	0.0	-
10:45	0.0	0.0	10:45	0.0	0.0	-
10:46	0.0	0.0	10:46	0.0	0.0	-
10:47	0.0	0.0	10:47	0.0	0.0	-
10:48	0.0	0.0	10:48	0.0	0.0	-
10:49	0.0	0.0	10:49	0.0	0.0	-
10:50	0.0	0.0	10:50	0.0	0.0	-
10:51	0.0	0.0	10:51	0.0	0.0	-
10:52	0.0	0.0	10:52	0.0	0.0	-
10:53	0.0	0.0	10:53	0.0	0.0	-
10:54	0.0	0.0	10:54	0.0	0.0	-
10:55	0.0	0.0	10:55	0.0	0.0	-
10:56	0.0	0.0	10:56	0.0	0.0	-
10:57	0.0	0.0	10:57	0.0	0.0	-
10:58	0.0	0.0	10:58	0.0	0.0	-
10:59	0.0	0.0	10:59	0.0	0.0	-
11:00	0.0	0.0	11:00	0.0	0.0	-
11:01	0.0	0.0	11:01	0.0	0.0	-
11:02	0.0	0.0	11:02	0.0	0.0	-
11:03	0.0	0.0	11:03	0.0	0.0	-
11:04	0.0	0.0	11:04	0.0	0.0	-
11:05	0.0	0.0	11:05	0.0	0.0	-
11:06	0.0	0.0	11:06	0.0	0.0	-
11:07	0.0	0.0	11:07	0.0	0.0	-
11:08	0.0	0.0	11:08	0.0	0.0	-
11:09	0.0	0.0	11:09	0.0	0.0	-
11:10	0.0	0.0	11:10	0.0	0.0	-
11:11	0.0	0.0	11:11	0.0	0.0	-
11:12	0.0	0.0	11:12	0.0	0.0	-
11:13	0.0	0.0	11:13	0.0	0.0	-
11:14	0.0	0.0	11:14	0.0	0.0	-
11:15	0.0	0.0	11:15	0.0	0.0	-
11:16	0.0	0.0	11:16	0.0	0.0	-

Grand Union Bowling Alley Site
BCP #360222
150 Westchester Avenue, Port Chester
March 6, 2025

PID DATA						
Upwind			Downwind			Exceeds VOC Alarm Limit
Time	Concentration (ppm)	15-Min Avg Concentration (ppm)	Time	Concentration (ppm)	15-Min Avg Concentration (ppm)	
11:17	0.0	0.0	11:17	0.0	0.0	-
11:18	0.0	0.0	11:18	0.0	0.0	-
11:19	0.0	0.0	11:19	0.0	0.0	-
11:20	0.0	0.0	11:20	0.0	0.0	-
11:21	0.0	0.0	11:21	0.0	0.0	-
11:22	0.0	0.0	11:22	0.0	0.0	-
11:23	0.0	0.0	11:23	0.0	0.0	-
11:24	0.0	0.0	11:24	0.0	0.0	-
11:25	0.0	0.0	11:25	0.0	0.0	-
11:26	0.0	0.0	11:26	0.0	0.0	-
11:27	0.0	0.0	11:27	0.0	0.0	-
11:28	0.0	0.0	11:28	0.0	0.0	-
11:29	0.0	0.0	11:29	0.0	0.0	-
11:30	0.0	0.0	11:30	0.0	0.0	-
11:31	0.0	0.0	11:31	0.0	0.0	-
11:32	0.0	0.0	11:32	0.0	0.0	-
11:33	0.0	0.0	11:33	0.0	0.0	-
11:34	0.0	0.0	11:34	0.0	0.0	-
11:35	0.0	0.0	11:35	0.0	0.0	-
11:36	0.0	0.0	11:36	0.0	0.0	-
11:37	0.0	0.0	11:37	0.0	0.0	-
11:38	0.0	0.0	11:38	0.0	0.0	-
11:39	0.0	0.0	11:39	0.0	0.0	-
11:40	0.0	0.0	11:40	0.0	0.0	-
11:41	0.0	0.0	11:41	0.0	0.0	-
11:42	0.0	0.0	11:42	0.0	0.0	-
11:43	0.0	0.0	11:43	0.0	0.0	-
11:44	0.0	0.0	11:44	0.0	0.0	-
11:45	0.0	0.0	11:45	0.0	0.0	-
11:46	0.0	0.0	11:46	0.0	0.0	-
11:47	0.0	0.0	11:47	0.0	0.0	-
11:48	0.0	0.0	11:48	0.0	0.0	-
11:49	0.0	0.0	11:49	0.0	0.0	-
11:50	0.0	0.0	11:50	0.0	0.0	-
11:51	0.0	0.0	11:51	0.0	0.0	-
11:52	0.0	0.0	11:52	0.0	0.0	-
11:53	0.0	0.0	11:53	0.0	0.0	-
11:54	0.0	0.0	11:54	0.0	0.0	-
11:55	0.0	0.0	11:55	0.0	0.0	-
11:56	0.0	0.0	11:56	0.0	0.0	-
11:57	0.0	0.0	11:57	0.0	0.0	-
11:58	0.0	0.0	11:58	0.0	0.0	-
11:59	0.0	0.0	11:59	0.0	0.0	-
12:00	0.0	0.0	12:00	0.0	0.0	-
12:01	0.0	0.0	12:01	0.0	0.0	-
12:02	0.0	0.0	12:02	0.0	0.0	-
12:03	0.0	0.0	12:03	0.0	0.0	-
12:04	0.0	0.0	12:04	0.0	0.0	-

Grand Union Bowling Alley Site
BCP #360222
150 Westchester Avenue, Port Chester
March 6, 2025

PID DATA						
Upwind			Downwind			Exceeds VOC Alarm Limit
Time	Concentration (ppm)	15-Min Avg Concentration (ppm)	Time	Concentration (ppm)	15-Min Avg Concentration (ppm)	
12:05	0.0	0.0	12:05	0.0	0.0	-
12:06	0.0	0.0	12:06	0.0	0.0	-
12:07	0.0	0.0	12:07	0.0	0.0	-
12:08	0.0	0.0	12:08	0.0	0.0	-
12:09	0.0	0.0	12:09	0.0	0.0	-
12:10	0.0	0.0	12:10	0.0	0.0	-
12:11	0.0	0.0	12:11	0.0	0.0	-
12:12	0.0	0.0	12:12	0.0	0.0	-
12:13	0.0	0.0	12:13	0.0	0.0	-
12:14	0.0	0.0	12:14	0.0	0.0	-
12:15	0.0	0.0	12:15	0.0	0.0	-
12:16	0.0	0.0	12:16	0.0	0.0	-
12:17	0.0	0.0	12:17	0.0	0.0	-
12:18	0.0	0.0	12:18	0.0	0.0	-
12:19	0.0	0.0	12:19	0.0	0.0	-
12:20	0.0	0.0	12:20	0.0	0.0	-
12:21	0.0	0.0	12:21	0.0	0.0	-
12:22	0.0	0.0	12:22	0.0	0.0	-
12:23	0.0	0.0	12:23	0.0	0.0	-
12:24	0.0	0.0	12:24	0.0	0.0	-
12:25	0.0	0.0	12:25	0.0	0.0	-
12:26	0.0	0.0	12:26	0.0	0.0	-
12:27	0.0	0.0	12:27	0.0	0.0	-
12:28	0.0	0.0	12:28	0.0	0.0	-
12:29	0.0	0.0	12:29	0.0	0.0	-
12:30	0.0	0.0	12:30	0.0	0.0	-
12:31	0.0	0.0	12:31	0.0	0.0	-
12:32	0.0	0.0	12:32	0.0	0.0	-
12:33	0.0	0.0	12:33	0.0	0.0	-
12:34	0.0	0.0	12:34	0.0	0.0	-
12:35	0.0	0.0	12:35	0.0	0.0	-
12:36	0.0	0.0	12:36	0.0	0.0	-
12:37	0.0	0.0	12:37	0.0	0.0	-
12:38	0.0	0.0	12:38	0.0	0.0	-
12:39	0.0	0.0	12:39	0.0	0.0	-
12:40	0.0	0.0	12:40	0.0	0.0	-
12:41	0.0	0.0	12:41	0.0	0.0	-
12:42	0.0	0.0	12:42	0.0	0.0	-
12:43	0.0	0.0	12:43	0.0	0.0	-
12:44	0.0	0.0	12:44	0.0	0.0	-
12:45	0.0	0.0	12:45	0.0	0.0	-
12:46	0.0	0.0	12:46	0.0	0.0	-
12:47	0.0	0.0	12:47	0.0	0.0	-
12:48	0.0	0.0	12:48	0.0	0.0	-
12:49	0.0	0.0	12:49	0.0	0.0	-
12:50	0.0	0.0	12:50	0.0	0.0	-
12:51	0.0	0.0	12:51	0.0	0.0	-
12:52	0.0	0.0	12:52	0.0	0.0	-

Grand Union Bowling Alley Site
BCP #360222
150 Westchester Avenue, Port Chester
March 6, 2025

PID DATA						
Upwind			Downwind			Exceeds VOC Alarm Limit
Time	Concentration (ppm)	15-Min Avg Concentration (ppm)	Time	Concentration (ppm)	15-Min Avg Concentration (ppm)	
12:53	0.0	0.0	12:53	0.0	0.0	-
12:54	0.0	0.0	12:54	0.0	0.0	-
12:55	0.0	0.0	12:55	0.0	0.0	-
12:56	0.0	0.0	12:56	0.0	0.0	-
12:57	0.0	0.0	12:57	0.0	0.0	-
12:58	0.0	0.0	12:58	0.0	0.0	-
12:59	0.0	0.0	12:59	0.0	0.0	-
13:00	0.0	0.0	13:00	0.0	0.0	-
13:01	0.0	0.0	13:01	0.0	0.0	-
13:02	0.0	0.0	13:02	0.0	0.0	-
13:03	0.0	0.0	13:03	0.0	0.0	-
13:04	0.0	0.0	13:04	0.0	0.0	-
13:05	0.0	0.0	13:05	0.0	0.0	-
13:06	0.0	0.0	13:06	0.0	0.0	-
13:07	0.0	0.0	13:07	0.0	0.0	-
13:08	0.0	0.0	13:08	0.0	0.0	-
13:09	0.0	0.0	13:09	0.0	0.0	-
13:10	0.0	0.0	13:10	0.0	0.0	-
13:11	0.0	0.0	13:11	0.0	0.0	-
13:12	0.0	0.0	13:12	0.0	0.0	-
13:13	0.0	0.0	13:13	0.0	0.0	-
13:14	0.0	0.0	13:14	0.0	0.0	-
13:15	0.0	0.0	13:15	0.0	0.0	-
13:16	0.0	0.0	13:16	0.0	0.0	-
13:17	0.0	0.0	13:17	0.0	0.0	-
13:18	0.0	0.0	13:18	0.0	0.0	-
13:19	0.0	0.0	13:19	0.0	0.0	-
13:20	0.0	0.0	13:20	0.0	0.0	-
13:21	0.0	0.0	13:21	0.0	0.0	-
13:22	0.0	0.0	13:22	0.0	0.0	-
13:23	0.0	0.0	13:23	0.0	0.0	-
13:24	0.0	0.0	13:24	0.0	0.0	-
13:25	0.0	0.0	13:25	0.0	0.0	-
13:26	0.0	0.0	13:26	0.0	0.0	-
13:27	0.0	0.0	13:27	0.0	0.0	-
13:28	0.0	0.0	13:28	0.0	0.0	-
13:29	0.0	0.0	13:29	0.0	0.0	-
13:30	0.0	0.0	13:30	0.0	0.0	-
13:31	0.0	0.0	13:31	0.0	0.0	-
13:32	0.0	0.0	13:32	0.0	0.0	-
13:33	0.0	0.0	13:33	0.0	0.0	-
13:34	0.0	0.0	13:34	0.0	0.0	-
13:35	0.0	0.0	13:35	0.0	0.0	-
13:36	0.0	0.0	13:36	0.0	0.0	-
13:37	0.0	0.0	13:37	0.0	0.0	-
13:38	0.0	0.0	13:38	0.0	0.0	-
13:39	0.0	0.0	13:39	0.0	0.0	-
13:40	0.0	0.0	13:40	0.0	0.0	-

Grand Union Bowling Alley Site
BCP #360222
150 Westchester Avenue, Port Chester
March 6, 2025

PID DATA						
Upwind			Downwind			
Time	Concentration (ppm)	15-Min Avg Concentration (ppm)	Time	Concentration (ppm)	15-Min Avg Concentration (ppm)	Exceeds VOC Alarm Limit
13:41	0.0	0.0	13:41	0.0	0.0	-
13:42	0.0	0.0	13:42	0.0	0.0	-
13:43	0.0	0.0	13:43	0.0	0.0	-
13:44	0.0	0.0	13:44	0.0	0.0	-
13:45	0.0	0.0	13:45	0.0	0.0	-
13:46	0.0	0.0	13:46	0.0	0.0	-
13:47	0.0	0.0	13:47	0.0	0.0	-
13:48	0.0	0.0	13:48	0.0	0.0	-
13:49	0.0	0.0	13:49	0.0	0.0	-
13:50	0.0	0.0	13:50	0.0	0.0	-
13:51	0.0	0.0	13:51	0.0	0.0	-
13:52	0.0	0.0	13:52	0.0	0.0	-
13:53	0.0	0.0	13:53	0.0	0.0	-
13:54	0.0	0.0	13:54	0.0	0.0	-
13:55	0.0	0.0	13:55	0.0	0.0	-
13:56	0.0	0.0	13:56	0.0	0.0	-
13:57	0.0	0.0	13:57	0.0	0.0	-
13:58	0.0	0.0	13:58	0.0	0.0	-
13:59	0.0	0.0	13:59	0.0	0.0	-
14:00	0.0	0.0	14:00	0.0	0.0	-
14:01	0.0	0.0	14:01	0.0	0.0	-
14:02	0.0	0.0	14:02	0.0	0.0	-
14:03	0.0	0.0	14:03	0.0	0.0	-
14:04	0.0	0.0	14:04	0.0	0.0	-
14:05	0.0	0.0	14:05	0.0	0.0	-
14:06	0.0	0.0	14:06	0.0	0.0	-
14:07	0.0	0.0	14:07	0.0	0.0	-
14:08	0.0	0.0	14:08	0.0	0.0	-
14:09	0.0	0.0	14:09	0.0	0.0	-
14:10	0.0	0.0	14:10	0.0	0.0	-
14:11	0.0	0.0	14:11	0.0	0.0	-
14:12	0.0	0.0	14:12	0.0	0.0	-
14:13	0.0	0.0	14:13	0.0	0.0	-
14:14	0.0	0.0	14:14	0.0	0.0	-
14:15	0.0	0.0	14:15	0.0	0.0	-
14:16	0.0	0.0	14:16	0.0	0.0	-
14:17	0.0	0.0	14:17	0.0	0.0	-
14:18	0.0	0.0	14:18	0.0	0.0	-
14:19	0.0	0.0	14:19	0.0	0.0	-
14:20	0.0	0.0	14:20	0.0	0.0	-
14:21	0.0	0.0	14:21	0.0	0.0	-
14:22	0.0	0.0	14:22	0.0	0.0	-
14:23	0.0	0.0	14:23	0.0	0.0	-
14:24	0.0	0.0	14:24	0.0	0.0	-
14:25	0.0	0.0	14:25	0.0	0.0	-
14:26	0.0	0.0	14:26	0.0	0.0	-
14:27	0.0	0.0	14:27	0.0	0.0	-
14:28	0.0	0.0	14:28	0.0	0.0	-

Grand Union Bowling Alley Site
BCP #360222
150 Westchester Avenue, Port Chester
March 6, 2025

PID DATA						
Upwind			Downwind			Exceeds VOC Alarm Limit
Time	Concentration (ppm)	15-Min Avg Concentration (ppm)	Time	Concentration (ppm)	15-Min Avg Concentration (ppm)	
14:29	0.0	0.0	14:29	0.0	0.0	-
14:30	0.0	0.0	14:30	0.0	0.0	-
14:31	0.0	0.0	14:31	0.0	0.0	-
14:32	0.0	0.0	14:32	0.0	0.0	-
14:33	0.0	0.0	14:33	0.0	0.0	-
14:34	0.0	0.0	14:34	0.0	0.0	-
14:35	0.0	0.0	14:35	0.0	0.0	-
14:36	0.0	0.0	14:36	0.0	0.0	-
14:37	0.0	0.0	14:37	0.0	0.0	-
14:38	0.0	0.0	14:38	0.0	0.0	-
14:39	0.0	0.0	14:39	0.0	0.0	-

SESI CONSULTING ENGINEERS

959 US-46 Floor 3, Suite 300 - Parsippany-Troy Hills, NJ

DAILY AIR MONITORING REPORT
150 Westchester Avenue
Port Chester, New York

03/07/2025

Rev. No. 0 | Page 1 of 2

Project Number: 11895A

Dust Action Level: 150 µg/m^3

VOC Action Level: 5 ppm

Weather Data Range for Work Day		Wind Direction	WNW	Relative Humidity (%)	38.0 - 55.0	Daily Rain Total (in)	0.01	Readings in the summary table and graphs below are the reported downwind concentrations.
Temperature (°F)	35.0 - 46.0	Wind Speed (MPH)	7.9 - 16.3	Barometer (inHg)	29.50 - 29.60	Avg. Dew Point Temp (°F)	21.1	

Station Location	Daily Avg. Dust Concentration (µg/m^3)	Max 15-Min Dust Concentration (µg/m^3)	Time of Max Dust Reading	Daily Avg. VOC Concentration (ppm)	Max 15-Min VOC Concentration (ppm)	Time of Max VOC Reading
Upwind	14.1	26.2	12:15	0.0	0.0	7:53
Downwind	94.1	386.5	8:18	0.0	0.0	7:52

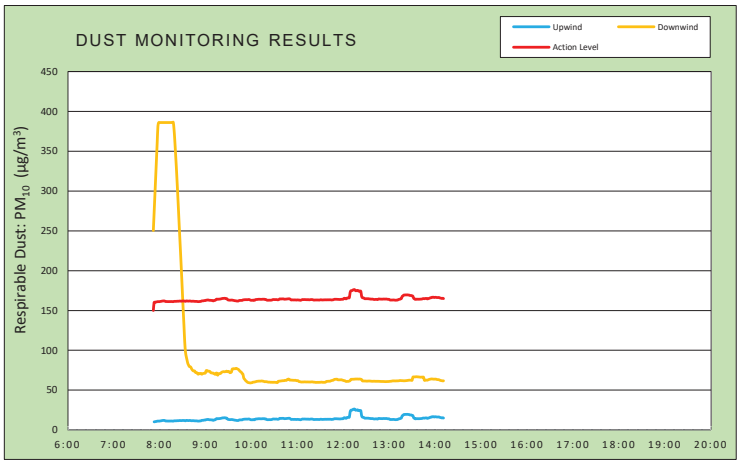

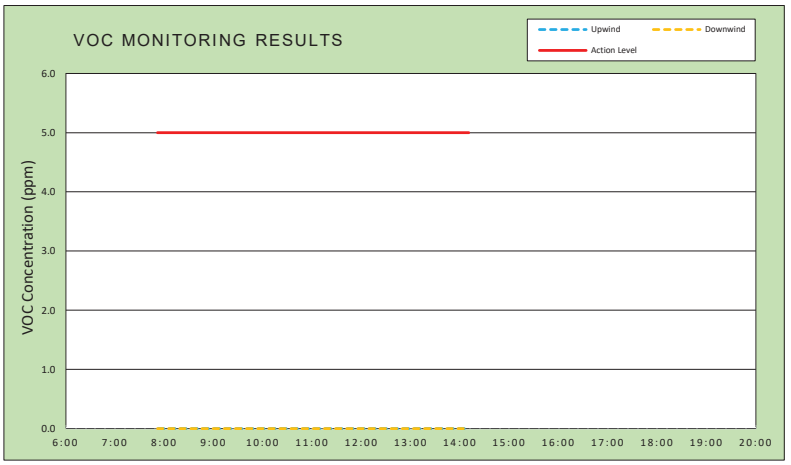

Air Monitoring Notes:

Weather Notes:

EMILCOTT
A Triumvirate Environmental Company

Wind Rose

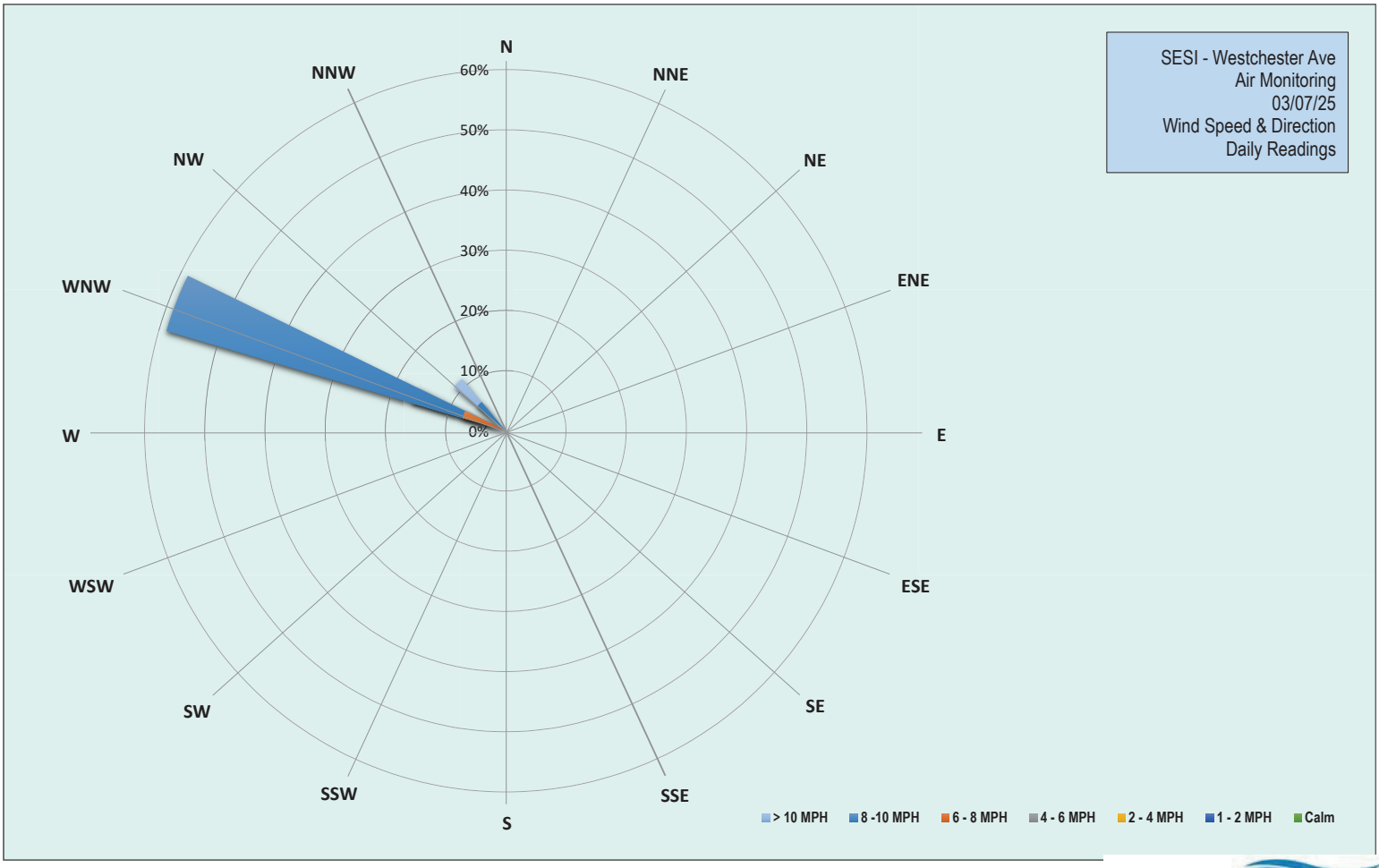

EMILCOTT
A Triumvirate Environmental Company

Grand Union Bowling Alley Site
BCP #360222
150 Westchester Avenue, Port Chester
March 7, 2025

Friday, March 7, 2025						
Number of Instances Where Downwind Particulates Exceeds Upwind Particulate + 150 =						39
Number of Comparable Data Points =						379
Start Time:						7:37
End Time:						14:11
PARTICULATE DATA						
Upwind			Downwind			Exceeds Particulate Alarm Limit
Time	Concentration (ug/m^3)	15-Min Avg Concentration (ug/m^3)	Time	Concentration (ug/m^3)	15-Min Avg Concentration (ug/m^3)	
7:37	-	-	7:37	59.0	-	-
7:38	8.8	-	7:38	60.0	-	-
7:39	8.8	-	7:39	57.0	-	-
7:40	8.8	-	7:40	56.0	-	-
7:41	8.3	-	7:41	58.0	-	-
7:42	8.5	-	7:42	57.5	-	-
7:43	10.0	-	7:43	58.8	-	-
7:44	9.8	-	7:44	320.8	-	-
7:45	10.8	-	7:45	386.0	-	-
7:46	8.5	-	7:46	386.0	-	-
7:47	10.5	-	7:47	386.0	-	-
7:48	9.3	-	7:48	386.0	-	-
7:49	8.3	-	7:49	386.0	-	-
7:50	9.3	-	7:50	386.0	-	-
7:51	9.8	-	7:51	386.0	-	-
7:52	15.3	-	7:52	386.0	250.4	X
7:53	17.8	10.2	7:53	386.0	272.1	X
7:54	10.3	10.3	7:54	386.0	294.1	X
7:55	13.0	10.6	7:55	386.0	316.1	X
7:56	9.5	10.7	7:56	386.0	337.9	X
7:57	13.5	11.0	7:57	386.0	359.8	X
7:58	11.5	11.1	7:58	386.0	381.7	X
7:59	9.8	11.1	7:59	386.0	386.0	X
8:00	10.8	11.1	8:00	386.0	386.0	X
8:01	12.0	11.4	8:01	386.0	386.0	X
8:02	11.8	11.4	8:02	386.0	386.0	X
8:03	13.3	11.7	8:03	386.0	386.0	X
8:04	10.8	11.9	8:04	386.0	386.0	X
8:05	10.8	12.0	8:05	386.0	386.0	X
8:06	10.3	12.0	8:06	386.0	386.0	X
8:07	12.0	11.8	8:07	386.0	386.0	X
8:08	9.5	11.2	8:08	386.0	386.0	X
8:09	11.8	11.3	8:09	386.0	386.0	X
8:10	10.5	11.2	8:10	386.0	386.0	X
8:11	10.5	11.2	8:11	386.0	386.0	X
8:12	12.3	11.2	8:12	386.0	386.0	X
8:13	12.3	11.2	8:13	386.0	386.0	X
8:14	9.8	11.2	8:14	386.0	386.0	X
8:15	11.0	11.2	8:15	386.0	386.0	X
8:16	12.3	11.2	8:16	386.0	386.0	X
8:17	10.5	11.2	8:17	386.0	386.0	X
8:18	12.3	11.1	8:18	393.0	386.5	X

Grand Union Bowling Alley Site
BCP #360222
150 Westchester Avenue, Port Chester
March 7, 2025

PARTICULATE DATA						
Upwind			Downwind			Exceeds Particulate Alarm Limit
Time	Concentration (ug/m^3)	15-Min Avg Concentration (ug/m^3)	Time	Concentration (ug/m^3)	15-Min Avg Concentration (ug/m^3)	
8:19	16.0	11.4	8:19	257.0	377.9	X
8:20	11.3	11.5	8:20	178.0	364.0	X
8:21	10.5	11.5	8:21	135.5	347.3	X
8:22	12.3	11.5	8:22	136.8	330.7	X
8:23	11.3	11.6	8:23	108.5	312.2	X
8:24	12.0	11.6	8:24	96.5	292.9	X
8:25	10.5	11.6	8:25	86.3	272.9	X
8:26	13.0	11.8	8:26	81.3	252.6	X
8:27	13.0	11.9	8:27	94.5	233.2	X
8:28	10.3	11.7	8:28	90.8	213.5	X
8:29	10.3	11.8	8:29	76.5	192.8	X
8:30	13.3	11.9	8:30	69.3	171.7	X
8:31	11.8	11.9	8:31	70.3	150.7	-
8:32	11.0	11.9	8:32	94.5	131.2	-
8:33	9.8	11.7	8:33	81.5	110.5	-
8:34	12.5	11.5	8:34	68.3	97.9	-
8:35	18.3	12.0	8:35	91.3	92.1	-
8:36	10.3	12.0	8:36	72.0	87.9	-
8:37	10.5	11.8	8:37	73.8	83.7	-
8:38	10.0	11.8	8:38	76.8	81.6	-
8:39	14.0	11.9	8:39	68.0	79.7	-
8:40	11.0	11.9	8:40	83.0	79.4	-
8:41	9.8	11.7	8:41	71.0	78.8	-
8:42	11.0	11.6	8:42	63.3	76.7	-
8:43	11.3	11.6	8:43	69.8	75.3	-
8:44	11.0	11.7	8:44	62.0	74.3	-
8:45	11.5	11.6	8:45	65.8	74.1	-
8:46	10.3	11.5	8:46	71.0	74.1	-
8:47	10.3	11.4	8:47	66.8	72.3	-
8:48	10.0	11.4	8:48	76.5	71.9	-
8:49	11.5	11.4	8:49	66.8	71.8	-
8:50	15.3	11.2	8:50	68.8	70.3	-
8:51	9.8	11.1	8:51	68.5	70.1	-
8:52	11.3	11.2	8:52	85.0	70.9	-
8:53	13.3	11.4	8:53	77.0	70.9	-
8:54	13.5	11.4	8:54	69.3	71.0	-
8:55	19.5	11.9	8:55	67.8	69.9	-
8:56	12.3	12.1	8:56	78.3	70.4	-
8:57	11.0	12.1	8:57	70.3	70.9	-
8:58	14.3	12.3	8:58	72.8	71.1	-
8:59	14.3	12.5	8:59	63.8	71.2	-
9:00	10.5	12.5	9:00	70.0	71.5	-
9:01	18.0	13.0	9:01	116.0	74.5	-
9:02	10.5	13.0	9:02	68.8	74.6	-
9:03	13.5	13.2	9:03	62.5	73.7	-
9:04	10.0	13.1	9:04	69.5	73.9	-
9:05	10.8	12.8	9:05	66.3	73.7	-
9:06	9.5	12.8	9:06	62.5	73.3	-

Grand Union Bowling Alley Site
BCP #360222
150 Westchester Avenue, Port Chester
March 7, 2025

PARTICULATE DATA						
Upwind			Downwind			Exceeds Particulate Alarm Limit
Time	Concentration (ug/m^3)	15-Min Avg Concentration (ug/m^3)	Time	Concentration (ug/m^3)	15-Min Avg Concentration (ug/m^3)	
9:07	10.3	12.7	9:07	63.8	71.9	-
9:08	11.5	12.6	9:08	73.5	71.7	-
9:09	13.8	12.6	9:09	65.8	71.4	-
9:10	11.3	12.1	9:10	68.5	71.5	-
9:11	16.0	12.3	9:11	67.3	70.7	-
9:12	18.3	12.8	9:12	65.5	70.4	-
9:13	14.0	12.8	9:13	62.8	69.8	-
9:14	30.3	13.9	9:14	85.5	71.2	-
9:15	17.0	14.3	9:15	71.5	71.3	-
9:16	13.5	14.0	9:16	77.8	68.8	-
9:17	13.8	14.2	9:17	90.3	70.2	-
9:18	13.5	14.2	9:18	72.5	70.9	-
9:19	12.5	14.4	9:19	68.5	70.8	-
9:20	12.5	14.5	9:20	71.3	71.1	-
9:21	14.3	14.8	9:21	79.8	72.3	-
9:22	13.0	15.0	9:22	71.0	72.8	-
9:23	15.0	15.2	9:23	78.3	73.1	-
9:24	12.8	15.2	9:24	68.0	73.2	-
9:25	13.8	15.3	9:25	65.8	73.0	-
9:26	13.8	15.2	9:26	69.8	73.2	-
9:27	11.8	14.8	9:27	70.8	73.6	-
9:28	16.8	14.9	9:28	67.0	73.8	-
9:29	10.3	13.6	9:29	74.3	73.1	-
9:30	10.8	13.2	9:30	79.3	73.6	-
9:31	11.8	13.1	9:31	70.5	73.1	-
9:32	12.0	13.0	9:32	70.8	71.8	-
9:33	14.5	13.0	9:33	82.8	72.5	-
9:34	13.5	13.1	9:34	69.8	72.6	-
9:35	12.0	13.1	9:35	129.8	76.5	-
9:36	10.8	12.8	9:36	81.0	76.6	-
9:37	10.5	12.7	9:37	76.5	76.9	-
9:38	11.0	12.4	9:38	77.0	76.9	-
9:39	10.8	12.3	9:39	68.8	76.9	-
9:40	11.8	12.1	9:40	72.8	77.4	-
9:41	10.5	11.9	9:41	65.3	77.1	-
9:42	11.3	11.9	9:42	62.0	76.5	-
9:43	17.3	11.9	9:43	60.8	76.1	-
9:44	18.8	12.5	9:44	60.3	75.1	-
9:45	13.3	12.6	9:45	60.3	73.9	-
9:46	12.0	12.7	9:46	59.5	73.1	-
9:47	13.0	12.7	9:47	59.3	72.4	-
9:48	13.8	12.7	9:48	59.3	70.8	-
9:49	22.3	13.3	9:49	59.8	70.1	-
9:50	14.0	13.4	9:50	59.3	65.4	-
9:51	12.8	13.5	9:51	58.3	63.9	-
9:52	11.5	13.6	9:52	58.3	62.7	-
9:53	11.0	13.6	9:53	58.5	61.5	-
9:54	11.0	13.6	9:54	58.8	60.8	-

Grand Union Bowling Alley Site
BCP #360222
150 Westchester Avenue, Port Chester
March 7, 2025

PARTICULATE DATA						
Upwind			Downwind			Exceeds Particulate Alarm Limit
Time	Concentration (ug/m^3)	15-Min Avg Concentration (ug/m^3)	Time	Concentration (ug/m^3)	15-Min Avg Concentration (ug/m^3)	
9:55	11.3	13.6	9:55	59.0	59.9	-
9:56	12.5	13.7	9:56	59.8	59.5	-
9:57	12.3	13.8	9:57	59.0	59.3	-
9:58	12.0	13.4	9:58	58.0	59.1	-
9:59	11.5	12.9	9:59	59.0	59.1	-
10:00	10.8	12.8	10:00	63.8	59.3	-
10:01	13.3	12.9	10:01	61.0	59.4	-
10:02	11.8	12.8	10:02	67.5	59.9	-
10:03	19.3	13.1	10:03	61.0	60.1	-
10:04	14.5	12.6	10:04	61.8	60.2	-
10:05	25.3	13.4	10:05	62.5	60.4	-
10:06	18.8	13.8	10:06	62.3	60.7	-
10:07	12.0	13.8	10:07	63.8	61.0	-
10:08	12.5	13.9	10:08	59.8	61.1	-
10:09	13.3	14.1	10:09	60.3	61.2	-
10:10	12.0	14.1	10:10	60.8	61.3	-
10:11	12.3	14.1	10:11	59.3	61.3	-
10:12	11.3	14.0	10:12	59.0	61.3	-
10:13	12.0	14.0	10:13	60.5	61.5	-
10:14	11.8	14.0	10:14	59.0	61.5	-
10:15	13.0	14.2	10:15	59.8	61.2	-
10:16	12.0	14.1	10:16	60.0	61.1	-
10:17	12.8	14.2	10:17	60.5	60.7	-
10:18	12.0	13.7	10:18	59.3	60.6	-
10:19	17.0	13.9	10:19	64.3	60.7	-
10:20	14.5	13.1	10:20	59.3	60.5	-
10:21	15.3	12.9	10:21	60.3	60.4	-
10:22	11.8	12.9	10:22	59.0	60.1	-
10:23	13.5	13.0	10:23	60.0	60.1	-
10:24	13.3	13.0	10:24	59.5	60.0	-
10:25	11.5	12.9	10:25	59.0	59.9	-
10:26	13.5	13.0	10:26	58.8	59.9	-
10:27	14.3	13.2	10:27	59.5	59.9	-
10:28	18.8	13.7	10:28	59.0	59.8	-
10:29	13.5	13.8	10:29	59.8	59.9	-
10:30	12.0	13.7	10:30	60.3	59.9	-
10:31	11.8	13.7	10:31	59.0	59.8	-
10:32	12.8	13.7	10:32	59.0	59.7	-
10:33	12.5	13.7	10:33	59.5	59.7	-
10:34	13.3	13.5	10:34	59.3	59.4	-
10:35	14.0	13.4	10:35	83.3	61.0	-
10:36	20.3	13.8	10:36	62.3	61.1	-
10:37	23.5	14.6	10:37	62.5	61.4	-
10:38	12.8	14.5	10:38	60.5	61.4	-
10:39	12.3	14.4	10:39	62.5	61.6	-
10:40	14.3	14.6	10:40	60.3	61.7	-
10:41	12.3	14.5	10:41	61.0	61.8	-
10:42	14.8	14.6	10:42	60.0	61.9	-

Grand Union Bowling Alley Site
BCP #360222
150 Westchester Avenue, Port Chester
March 7, 2025

PARTICULATE DATA						
Upwind			Downwind			Exceeds Particulate Alarm Limit
Time	Concentration (ug/m^3)	15-Min Avg Concentration (ug/m^3)	Time	Concentration (ug/m^3)	15-Min Avg Concentration (ug/m^3)	
10:43	12.8	14.2	10:43	59.8	61.9	-
10:44	14.3	14.2	10:44	66.0	62.3	-
10:45	12.5	14.3	10:45	59.0	62.3	-
10:46	13.5	14.4	10:46	60.3	62.3	-
10:47	15.0	14.5	10:47	74.5	63.4	-
10:48	13.3	14.6	10:48	64.3	63.7	-
10:49	15.5	14.7	10:49	62.0	63.9	-
10:50	12.3	14.6	10:50	64.5	62.6	-
10:51	11.3	14.0	10:51	63.3	62.7	-
10:52	11.8	13.2	10:52	60.3	62.5	-
10:53	14.0	13.3	10:53	60.5	62.5	-
10:54	12.8	13.3	10:54	60.5	62.4	-
10:55	12.5	13.2	10:55	59.8	62.4	-
10:56	14.0	13.3	10:56	60.3	62.3	-
10:57	12.8	13.2	10:57	60.3	62.3	-
10:58	14.0	13.3	10:58	59.5	62.3	-
10:59	11.5	13.1	10:59	59.3	61.9	-
11:00	15.3	13.3	11:00	60.3	62.0	-
11:01	13.3	13.3	11:01	59.3	61.9	-
11:02	12.8	13.1	11:02	59.8	60.9	-
11:03	12.5	13.1	11:03	60.5	60.7	-
11:04	11.5	12.8	11:04	59.5	60.5	-
11:05	15.8	13.0	11:05	60.8	60.2	-
11:06	17.5	13.5	11:06	62.8	60.2	-
11:07	16.3	13.8	11:07	61.3	60.3	-
11:08	12.5	13.7	11:08	60.0	60.2	-
11:09	13.5	13.7	11:09	62.3	60.4	-
11:10	12.5	13.7	11:10	59.8	60.4	-
11:11	12.8	13.6	11:11	59.3	60.3	-
11:12	12.5	13.6	11:12	59.8	60.3	-
11:13	12.3	13.5	11:13	60.0	60.3	-
11:14	14.5	13.7	11:14	59.0	60.3	-
11:15	11.8	13.5	11:15	59.5	60.2	-
11:16	13.0	13.4	11:16	59.3	60.2	-
11:17	15.3	13.6	11:17	59.3	60.2	-
11:18	13.8	13.7	11:18	62.5	60.3	-
11:19	12.0	13.7	11:19	59.8	60.3	-
11:20	13.8	13.6	11:20	60.5	60.3	-
11:21	12.5	13.3	11:21	59.3	60.1	-
11:22	13.3	13.1	11:22	60.0	60.0	-
11:23	14.8	13.2	11:23	59.0	59.9	-
11:24	13.0	13.2	11:24	59.0	59.7	-
11:25	13.0	13.2	11:25	60.0	59.7	-
11:26	13.0	13.2	11:26	60.0	59.8	-
11:27	11.8	13.2	11:27	59.8	59.8	-
11:28	12.0	13.2	11:28	60.0	59.8	-
11:29	13.8	13.1	11:29	59.5	59.8	-
11:30	15.8	13.4	11:30	60.0	59.9	-

Grand Union Bowling Alley Site
BCP #360222
150 Westchester Avenue, Port Chester
March 7, 2025

PARTICULATE DATA						
Upwind			Downwind			Exceeds Particulate Alarm Limit
Time	Concentration (ug/m^3)	15-Min Avg Concentration (ug/m^3)	Time	Concentration (ug/m^3)	15-Min Avg Concentration (ug/m^3)	
11:31	14.5	13.5	11:31	61.0	60.0	-
11:32	12.5	13.3	11:32	60.0	60.0	-
11:33	13.0	13.2	11:33	59.8	59.8	-
11:34	12.8	13.3	11:34	59.5	59.8	-
11:35	15.0	13.4	11:35	60.3	59.8	-
11:36	12.5	13.4	11:36	60.0	59.9	-
11:37	14.0	13.4	11:37	63.0	60.1	-
11:38	14.0	13.4	11:38	71.3	60.9	-
11:39	13.8	13.4	11:39	61.3	61.0	-
11:40	13.0	13.4	11:40	61.0	61.1	-
11:41	13.0	13.4	11:41	61.3	61.2	-
11:42	12.0	13.4	11:42	60.0	61.2	-
11:43	12.3	13.5	11:43	61.0	61.3	-
11:44	12.5	13.4	11:44	67.3	61.8	-
11:45	13.0	13.2	11:45	63.5	62.0	-
11:46	17.8	13.4	11:46	66.5	62.4	-
11:47	13.5	13.5	11:47	60.8	62.4	-
11:48	19.3	13.9	11:48	71.0	63.2	-
11:49	16.3	14.1	11:49	65.3	63.6	-
11:50	14.3	14.1	11:50	61.5	63.6	-
11:51	12.8	14.1	11:51	60.5	63.7	-
11:52	13.0	14.0	11:52	63.8	63.7	-
11:53	13.3	14.0	11:53	60.0	63.0	-
11:54	13.0	13.9	11:54	61.0	63.0	-
11:55	12.0	13.9	11:55	60.8	62.9	-
11:56	12.5	13.8	11:56	61.5	63.0	-
11:57	14.5	14.0	11:57	60.8	63.0	-
11:58	13.0	14.0	11:58	60.5	63.0	-
11:59	13.8	14.1	11:59	60.3	62.5	-
12:00	13.8	14.2	12:00	60.5	62.3	-
12:01	33.8	15.2	12:01	60.5	61.9	-
12:02	14.5	15.3	12:02	60.5	61.9	-
12:03	12.8	14.9	12:03	61.0	61.2	-
12:04	12.5	14.6	12:04	60.4	60.9	-
12:05	28.8	15.6	12:05	63.3	61.0	-
12:06	15.5	15.8	12:06	60.8	61.0	-
12:07	14.5	15.9	12:07	64.0	61.0	-
12:08	13.5	15.9	12:08	66.4	61.5	-
12:09	111.5	22.5	12:09	66.8	61.9	-
12:10	45.8	24.7	12:10	85.0	63.5	-
12:11	16.3	25.0	12:11	63.2	63.6	-
12:12	17.0	25.1	12:12	61.6	63.6	-
12:13	25.5	26.0	12:13	61.0	63.7	-
12:14	16.0	26.1	12:14	61.0	63.7	-
12:15	15.5	26.2	12:15	62.0	63.8	-
12:16	13.5	24.9	12:16	61.8	63.9	-
12:17	14.5	24.9	12:17	61.0	64.0	-
12:18	14.3	25.0	12:18	60.6	63.9	-

Grand Union Bowling Alley Site
BCP #360222
150 Westchester Avenue, Port Chester
March 7, 2025

PARTICULATE DATA						
Upwind			Downwind			Exceeds Particulate Alarm Limit
Time	Concentration (ug/m^3)	15-Min Avg Concentration (ug/m^3)	Time	Concentration (ug/m^3)	15-Min Avg Concentration (ug/m^3)	
12:19	17.5	25.3	12:19	61.0	64.0	-
12:20	13.0	24.3	12:20	61.4	63.8	-
12:21	18.3	24.4	12:21	62.0	63.9	-
12:22	13.3	24.4	12:22	63.4	63.9	-
12:23	13.3	24.3	12:23	63.2	63.7	-
12:24	16.8	18.0	12:24	60.8	63.3	-
12:25	17.3	16.1	12:25	60.8	61.7	-
12:26	13.0	15.9	12:26	60.8	61.5	-
12:27	12.5	15.6	12:27	61.4	61.5	-
12:28	13.8	14.8	12:28	60.6	61.5	-
12:29	15.8	14.8	12:29	60.8	61.4	-
12:30	15.0	14.8	12:30	60.6	61.3	-
12:31	14.5	14.8	12:31	61.2	61.3	-
12:32	13.3	14.8	12:32	61.6	61.3	-
12:33	14.8	14.8	12:33	61.8	61.4	-
12:34	13.3	14.5	12:34	61.2	61.4	-
12:35	13.3	14.5	12:35	60.8	61.4	-
12:36	14.3	14.3	12:36	60.4	61.3	-
12:37	13.8	14.3	12:37	61.6	61.2	-
12:38	13.8	14.3	12:38	62.0	61.1	-
12:39	14.0	14.1	12:39	61.8	61.2	-
12:40	13.3	13.9	12:40	61.2	61.2	-
12:41	12.0	13.8	12:41	60.6	61.2	-
12:42	14.3	13.9	12:42	60.2	61.1	-
12:43	15.3	14.0	12:43	60.6	61.1	-
12:44	13.0	13.8	12:44	60.8	61.1	-
12:45	13.0	13.7	12:45	60.6	61.1	-
12:46	24.5	14.4	12:46	61.0	61.1	-
12:47	14.5	14.5	12:47	61.0	61.0	-
12:48	12.5	14.3	12:48	60.8	61.0	-
12:49	13.0	14.3	12:49	60.2	60.9	-
12:50	12.8	14.3	12:50	60.2	60.9	-
12:51	13.5	14.2	12:51	60.4	60.9	-
12:52	15.8	14.3	12:52	61.4	60.9	-
12:53	14.3	14.4	12:53	61.6	60.8	-
12:54	13.5	14.3	12:54	60.6	60.7	-
12:55	12.8	14.3	12:55	60.4	60.7	-
12:56	13.5	14.4	12:56	60.8	60.7	-
12:57	12.5	14.3	12:57	61.2	60.8	-
12:58	11.8	14.1	12:58	61.0	60.8	-
12:59	12.5	14.0	12:59	61.0	60.8	-
13:00	12.3	14.0	13:00	62.2	60.9	-
13:01	13.3	13.2	13:01	62.8	61.0	-
13:02	13.0	13.1	13:02	62.4	61.1	-
13:03	12.8	13.1	13:03	62.2	61.2	-
13:04	12.8	13.1	13:04	64.2	61.5	-
13:05	14.3	13.2	13:05	61.4	61.6	-
13:06	13.5	13.2	13:06	61.0	61.6	-

Grand Union Bowling Alley Site
BCP #360222
150 Westchester Avenue, Port Chester
March 7, 2025

PARTICULATE DATA						
Upwind			Downwind			Exceeds Particulate Alarm Limit
Time	Concentration (ug/m^3)	15-Min Avg Concentration (ug/m^3)	Time	Concentration (ug/m^3)	15-Min Avg Concentration (ug/m^3)	
13:07	13.5	13.1	13:07	61.0	61.6	-
13:08	12.5	13.0	13:08	61.0	61.5	-
13:09	13.0	12.9	13:09	61.2	61.6	-
13:10	15.5	13.1	13:10	61.2	61.6	-
13:11	13.5	13.1	13:11	60.8	61.6	-
13:12	21.5	13.7	13:12	62.0	61.7	-
13:13	16.0	14.0	13:13	62.8	61.8	-
13:14	14.8	14.1	13:14	64.4	62.0	-
13:15	20.8	14.7	13:15	62.0	62.0	-
13:16	17.5	15.0	13:16	61.4	61.9	-
13:17	53.8	17.7	13:17	61.6	61.9	-
13:18	21.0	18.3	13:18	61.8	61.9	-
13:19	28.3	19.3	13:19	62.4	61.7	-
13:20	16.3	19.4	13:20	61.8	61.8	-
13:21	15.5	19.6	13:21	61.8	61.8	-
13:22	13.3	19.5	13:22	62.8	61.9	-
13:23	13.3	19.6	13:23	62.4	62.0	-
13:24	13.3	19.6	13:24	63.6	62.2	-
13:25	12.8	19.4	13:25	63.2	62.3	-
13:26	13.3	19.4	13:26	63.2	62.5	-
13:27	13.8	18.9	13:27	62.2	62.5	-
13:28	15.3	18.8	13:28	62.6	62.5	-
13:29	14.0	18.8	13:29	62.0	62.3	-
13:30	12.5	18.2	13:30	61.8	62.3	-
13:31	15.0	18.1	13:31	122.2	66.4	-
13:32	12.5	15.3	13:32	65.0	66.6	-
13:33	13.3	14.8	13:33	62.2	66.6	-
13:34	14.5	13.9	13:34	62.4	66.6	-
13:35	22.0	14.3	13:35	64.4	66.8	-
13:36	13.0	14.1	13:36	61.6	66.8	-
13:37	14.5	14.2	13:37	61.4	66.7	-
13:38	12.8	14.2	13:38	61.6	66.6	-
13:39	12.8	14.1	13:39	61.6	66.5	-
13:40	14.0	14.2	13:40	61.4	66.4	-
13:41	14.0	14.3	13:41	61.4	66.3	-
13:42	14.8	14.3	13:42	63.0	66.3	-
13:43	17.3	14.5	13:43	63.2	66.3	-
13:44	20.0	14.9	13:44	61.6	66.3	-
13:45	13.8	14.9	13:45	61.6	66.3	-
13:46	12.8	14.8	13:46	61.4	62.3	-
13:47	16.3	15.0	13:47	67.2	62.4	-
13:48	14.5	15.1	13:48	64.2	62.5	-
13:49	13.5	15.1	13:49	63.2	62.6	-
13:50	13.3	14.5	13:50	63.4	62.5	-
13:51	20.5	15.0	13:51	68.6	63.0	-
13:52	17.3	15.2	13:52	66.8	63.3	-
13:53	18.5	15.5	13:53	66.2	63.7	-
13:54	20.3	16.0	13:54	64.0	63.8	-

Grand Union Bowling Alley Site
BCP #360222
150 Westchester Avenue, Port Chester
March 7, 2025

PARTICULATE DATA						
Upwind			Downwind			Exceeds Particulate Alarm Limit
Time	Concentration (ug/m^3)	15-Min Avg Concentration (ug/m^3)	Time	Concentration (ug/m^3)	15-Min Avg Concentration (ug/m^3)	
13:55	13.5	16.0	13:55	64.6	64.0	-
13:56	23.3	16.6	13:56	61.2	64.0	-
13:57	13.5	16.5	13:57	61.4	63.9	-
13:58	19.5	16.7	13:58	61.6	63.8	-
13:59	14.0	16.3	13:59	61.6	63.8	-
14:00	17.5	16.5	14:00	61.5	63.8	-
14:01	13.0	16.6	14:01	62.0	63.8	-
14:02	12.5	16.3	14:02	61.8	63.5	-
14:03	14.0	16.3	14:03	61.3	63.3	-
14:04	13.3	16.3	14:04	62.0	63.2	-
14:05	14.5	16.3	14:05	61.5	63.1	-
14:06	13.5	15.9	14:06	61.5	62.6	-
14:07	13.3	15.6	14:07	61.3	62.2	-
14:08	15.0	15.4	14:08	62.3	62.0	-
14:09	16.5	15.1	14:09	62.0	61.8	-
14:10	17.5	15.4	14:10	61.5	61.6	-
14:11	16.8	15.0	14:11	62.5	61.7	-

Grand Union Bowling Alley Site
BCP #360222
150 Westchester Avenue, Port Chester
March 7, 2025

Friday, March 7, 2025						
					Number of Instances Where Downwind VOCs Exceeds Upwind VOCs + 5 =	0
					Number of Comparable Data Points =	379
					Start Time:	7:37
					End Time:	14:11
PID DATA						
Upwind			Downwind			
Time	Concentration (ppm)	15-Min Avg Concentration (ppm)	Time	Concentration (ppm)	15-Min Avg Concentration (ppm)	Exceeds VOC Alarm Limit
7:37	-	-	7:37	0.0	-	-
7:38	0.0	-	7:38	0.0	-	-
7:39	0.0	-	7:39	0.0	-	-
7:40	0.0	-	7:40	0.0	-	-
7:41	0.0	-	7:41	0.0	-	-
7:42	0.0	-	7:42	0.0	-	-
7:43	0.0	-	7:43	0.0	-	-
7:44	0.0	-	7:44	0.0	-	-
7:45	0.0	-	7:45	0.0	-	-
7:46	0.0	-	7:46	0.0	-	-
7:47	0.0	-	7:47	0.0	-	-
7:48	0.0	-	7:48	0.0	-	-
7:49	0.0	-	7:49	0.0	-	-
7:50	0.0	-	7:50	0.0	-	-
7:51	0.0	-	7:51	0.0	-	-
7:52	0.0	-	7:52	0.0	0.0	-
7:53	0.0	0.0	7:53	0.0	0.0	-
7:54	0.0	0.0	7:54	0.0	0.0	-
7:55	0.0	0.0	7:55	0.0	0.0	-
7:56	0.0	0.0	7:56	0.0	0.0	-
7:57	0.0	0.0	7:57	0.0	0.0	-
7:58	0.0	0.0	7:58	0.0	0.0	-
7:59	0.0	0.0	7:59	0.0	0.0	-
8:00	0.0	0.0	8:00	0.0	0.0	-
8:01	0.0	0.0	8:01	0.0	0.0	-
8:02	0.0	0.0	8:02	0.0	0.0	-
8:03	0.0	0.0	8:03	0.0	0.0	-
8:04	0.0	0.0	8:04	0.0	0.0	-
8:05	0.0	0.0	8:05	0.0	0.0	-
8:06	0.0	0.0	8:06	0.0	0.0	-
8:07	0.0	0.0	8:07	0.0	0.0	-
8:08	0.0	0.0	8:08	0.0	0.0	-
8:09	0.0	0.0	8:09	0.0	0.0	-
8:10	0.0	0.0	8:10	0.0	0.0	-
8:11	0.0	0.0	8:11	0.0	0.0	-
8:12	0.0	0.0	8:12	0.0	0.0	-
8:13	0.0	0.0	8:13	0.0	0.0	-
8:14	0.0	0.0	8:14	0.0	0.0	-
8:15	0.0	0.0	8:15	0.0	0.0	-
8:16	0.0	0.0	8:16	0.0	0.0	-
8:17	0.0	0.0	8:17	0.0	0.0	-
8:18	0.0	0.0	8:18	0.0	0.0	-
8:19	0.0	0.0	8:19	0.0	0.0	-

Grand Union Bowling Alley Site
BCP #360222
150 Westchester Avenue, Port Chester
March 7, 2025

PID DATA						
Upwind			Downwind			
Time	Concentration (ppm)	15-Min Avg Concentration (ppm)	Time	Concentration (ppm)	15-Min Avg Concentration (ppm)	Exceeds VOC Alarm Limit
8:20	0.0	0.0	8:20	0.0	0.0	-
8:21	0.0	0.0	8:21	0.0	0.0	-
8:22	0.0	0.0	8:22	0.0	0.0	-
8:23	0.0	0.0	8:23	0.0	0.0	-
8:24	0.0	0.0	8:24	0.0	0.0	-
8:25	0.0	0.0	8:25	0.0	0.0	-
8:26	0.0	0.0	8:26	0.0	0.0	-
8:27	0.0	0.0	8:27	0.0	0.0	-
8:28	0.0	0.0	8:28	0.0	0.0	-
8:29	0.0	0.0	8:29	0.0	0.0	-
8:30	0.0	0.0	8:30	0.0	0.0	-
8:31	0.0	0.0	8:31	0.0	0.0	-
8:32	0.0	0.0	8:32	0.0	0.0	-
8:33	0.0	0.0	8:33	0.0	0.0	-
8:34	0.0	0.0	8:34	0.0	0.0	-
8:35	0.0	0.0	8:35	0.0	0.0	-
8:36	0.0	0.0	8:36	0.0	0.0	-
8:37	0.0	0.0	8:37	0.0	0.0	-
8:38	0.0	0.0	8:38	0.0	0.0	-
8:39	0.0	0.0	8:39	0.0	0.0	-
8:40	0.0	0.0	8:40	0.0	0.0	-
8:41	0.0	0.0	8:41	0.0	0.0	-
8:42	0.0	0.0	8:42	0.0	0.0	-
8:43	0.0	0.0	8:43	0.0	0.0	-
8:44	0.0	0.0	8:44	0.0	0.0	-
8:45	0.0	0.0	8:45	0.0	0.0	-
8:46	0.0	0.0	8:46	0.0	0.0	-
8:47	0.0	0.0	8:47	0.0	0.0	-
8:48	0.0	0.0	8:48	0.0	0.0	-
8:49	0.0	0.0	8:49	0.0	0.0	-
8:50	0.0	0.0	8:50	0.0	0.0	-
8:51	0.0	0.0	8:51	0.0	0.0	-
8:52	0.0	0.0	8:52	0.0	0.0	-
8:53	0.0	0.0	8:53	0.0	0.0	-
8:54	0.0	0.0	8:54	0.0	0.0	-
8:55	0.0	0.0	8:55	0.0	0.0	-
8:56	0.0	0.0	8:56	0.0	0.0	-
8:57	0.0	0.0	8:57	0.0	0.0	-
8:58	0.0	0.0	8:58	0.0	0.0	-
8:59	0.0	0.0	8:59	0.0	0.0	-
9:00	0.0	0.0	9:00	0.0	0.0	-
9:01	0.0	0.0	9:01	0.0	0.0	-
9:02	0.0	0.0	9:02	0.0	0.0	-
9:03	0.0	0.0	9:03	0.0	0.0	-
9:04	0.0	0.0	9:04	0.0	0.0	-
9:05	0.0	0.0	9:05	0.0	0.0	-
9:06	0.0	0.0	9:06	0.0	0.0	-
9:07	0.0	0.0	9:07	0.0	0.0	-

Grand Union Bowling Alley Site
BCP #360222
150 Westchester Avenue, Port Chester
March 7, 2025

PID DATA						
Upwind			Downwind			
Time	Concentration (ppm)	15-Min Avg Concentration (ppm)	Time	Concentration (ppm)	15-Min Avg Concentration (ppm)	Exceeds VOC Alarm Limit
9:08	0.0	0.0	9:08	0.0	0.0	-
9:09	0.0	0.0	9:09	0.0	0.0	-
9:10	0.0	0.0	9:10	0.0	0.0	-
9:11	0.0	0.0	9:11	0.0	0.0	-
9:12	0.0	0.0	9:12	0.0	0.0	-
9:13	0.0	0.0	9:13	0.0	0.0	-
9:14	0.0	0.0	9:14	0.0	0.0	-
9:15	0.0	0.0	9:15	0.0	0.0	-
9:16	0.0	0.0	9:16	0.0	0.0	-
9:17	0.0	0.0	9:17	0.0	0.0	-
9:18	0.0	0.0	9:18	0.0	0.0	-
9:19	0.0	0.0	9:19	0.0	0.0	-
9:20	0.0	0.0	9:20	0.0	0.0	-
9:21	0.0	0.0	9:21	0.0	0.0	-
9:22	0.0	0.0	9:22	0.0	0.0	-
9:23	0.0	0.0	9:23	0.0	0.0	-
9:24	0.0	0.0	9:24	0.0	0.0	-
9:25	0.0	0.0	9:25	0.0	0.0	-
9:26	0.0	0.0	9:26	0.0	0.0	-
9:27	0.0	0.0	9:27	0.0	0.0	-
9:28	0.0	0.0	9:28	0.0	0.0	-
9:29	0.0	0.0	9:29	0.0	0.0	-
9:30	0.0	0.0	9:30	0.0	0.0	-
9:31	0.0	0.0	9:31	0.0	0.0	-
9:32	0.0	0.0	9:32	0.0	0.0	-
9:33	0.0	0.0	9:33	0.0	0.0	-
9:34	0.0	0.0	9:34	0.0	0.0	-
9:35	0.0	0.0	9:35	0.0	0.0	-
9:36	0.0	0.0	9:36	0.0	0.0	-
9:37	0.0	0.0	9:37	0.0	0.0	-
9:38	0.0	0.0	9:38	0.0	0.0	-
9:39	0.0	0.0	9:39	0.0	0.0	-
9:40	0.0	0.0	9:40	0.0	0.0	-
9:41	0.0	0.0	9:41	0.0	0.0	-
9:42	0.0	0.0	9:42	0.0	0.0	-
9:43	0.0	0.0	9:43	0.0	0.0	-
9:44	0.0	0.0	9:44	0.0	0.0	-
9:45	0.0	0.0	9:45	0.0	0.0	-
9:46	0.0	0.0	9:46	0.0	0.0	-
9:47	0.0	0.0	9:47	0.0	0.0	-
9:48	0.0	0.0	9:48	0.0	0.0	-
9:49	0.0	0.0	9:49	0.0	0.0	-
9:50	0.0	0.0	9:50	0.0	0.0	-
9:51	0.0	0.0	9:51	0.0	0.0	-
9:52	0.0	0.0	9:52	0.0	0.0	-
9:53	0.0	0.0	9:53	0.0	0.0	-
9:54	0.0	0.0	9:54	0.0	0.0	-
9:55	0.0	0.0	9:55	0.0	0.0	-

Grand Union Bowling Alley Site
BCP #360222
150 Westchester Avenue, Port Chester
March 7, 2025

PID DATA						
Upwind			Downwind			Exceeds VOC Alarm Limit
Time	Concentration (ppm)	15-Min Avg Concentration (ppm)	Time	Concentration (ppm)	15-Min Avg Concentration (ppm)	
9:56	0.0	0.0	9:56	0.0	0.0	-
9:57	0.0	0.0	9:57	0.0	0.0	-
9:58	0.0	0.0	9:58	0.0	0.0	-
9:59	0.0	0.0	9:59	0.0	0.0	-
10:00	0.0	0.0	10:00	0.0	0.0	-
10:01	0.0	0.0	10:01	0.0	0.0	-
10:02	0.0	0.0	10:02	0.0	0.0	-
10:03	0.0	0.0	10:03	0.0	0.0	-
10:04	0.0	0.0	10:04	0.0	0.0	-
10:05	0.0	0.0	10:05	0.0	0.0	-
10:06	0.0	0.0	10:06	0.0	0.0	-
10:07	0.0	0.0	10:07	0.0	0.0	-
10:08	0.0	0.0	10:08	0.0	0.0	-
10:09	0.0	0.0	10:09	0.0	0.0	-
10:10	0.0	0.0	10:10	0.0	0.0	-
10:11	0.0	0.0	10:11	0.0	0.0	-
10:12	0.0	0.0	10:12	0.0	0.0	-
10:13	0.0	0.0	10:13	0.0	0.0	-
10:14	0.0	0.0	10:14	0.0	0.0	-
10:15	0.0	0.0	10:15	0.0	0.0	-
10:16	0.0	0.0	10:16	0.0	0.0	-
10:17	0.0	0.0	10:17	0.0	0.0	-
10:18	0.0	0.0	10:18	0.0	0.0	-
10:19	0.0	0.0	10:19	0.0	0.0	-
10:20	0.0	0.0	10:20	0.0	0.0	-
10:21	0.0	0.0	10:21	0.0	0.0	-
10:22	0.0	0.0	10:22	0.0	0.0	-
10:23	0.0	0.0	10:23	0.0	0.0	-
10:24	0.0	0.0	10:24	0.0	0.0	-
10:25	0.0	0.0	10:25	0.0	0.0	-
10:26	0.0	0.0	10:26	0.0	0.0	-
10:27	0.0	0.0	10:27	0.0	0.0	-
10:28	0.0	0.0	10:28	0.0	0.0	-
10:29	0.0	0.0	10:29	0.0	0.0	-
10:30	0.0	0.0	10:30	0.0	0.0	-
10:31	0.0	0.0	10:31	0.0	0.0	-
10:32	0.0	0.0	10:32	0.0	0.0	-
10:33	0.0	0.0	10:33	0.0	0.0	-
10:34	0.0	0.0	10:34	0.0	0.0	-
10:35	0.0	0.0	10:35	0.0	0.0	-
10:36	0.0	0.0	10:36	0.0	0.0	-
10:37	0.0	0.0	10:37	0.0	0.0	-
10:38	0.0	0.0	10:38	0.0	0.0	-
10:39	0.0	0.0	10:39	0.0	0.0	-
10:40	0.0	0.0	10:40	0.0	0.0	-
10:41	0.0	0.0	10:41	0.0	0.0	-
10:42	0.0	0.0	10:42	0.0	0.0	-
10:43	0.0	0.0	10:43	0.0	0.0	-

Grand Union Bowling Alley Site
BCP #360222
150 Westchester Avenue, Port Chester
March 7, 2025

PID DATA						
Upwind			Downwind			
Time	Concentration (ppm)	15-Min Avg Concentration (ppm)	Time	Concentration (ppm)	15-Min Avg Concentration (ppm)	Exceeds VOC Alarm Limit
10:44	0.0	0.0	10:44	0.0	0.0	-
10:45	0.0	0.0	10:45	0.0	0.0	-
10:46	0.0	0.0	10:46	0.0	0.0	-
10:47	0.0	0.0	10:47	0.0	0.0	-
10:48	0.0	0.0	10:48	0.0	0.0	-
10:49	0.0	0.0	10:49	0.0	0.0	-
10:50	0.0	0.0	10:50	0.0	0.0	-
10:51	0.0	0.0	10:51	0.0	0.0	-
10:52	0.0	0.0	10:52	0.0	0.0	-
10:53	0.0	0.0	10:53	0.0	0.0	-
10:54	0.0	0.0	10:54	0.0	0.0	-
10:55	0.0	0.0	10:55	0.0	0.0	-
10:56	0.0	0.0	10:56	0.0	0.0	-
10:57	0.0	0.0	10:57	0.0	0.0	-
10:58	0.0	0.0	10:58	0.0	0.0	-
10:59	0.0	0.0	10:59	0.0	0.0	-
11:00	0.0	0.0	11:00	0.0	0.0	-
11:01	0.0	0.0	11:01	0.0	0.0	-
11:02	0.0	0.0	11:02	0.0	0.0	-
11:03	0.0	0.0	11:03	0.0	0.0	-
11:04	0.0	0.0	11:04	0.0	0.0	-
11:05	0.0	0.0	11:05	0.0	0.0	-
11:06	0.0	0.0	11:06	0.0	0.0	-
11:07	0.0	0.0	11:07	0.0	0.0	-
11:08	0.0	0.0	11:08	0.0	0.0	-
11:09	0.0	0.0	11:09	0.0	0.0	-
11:10	0.0	0.0	11:10	0.0	0.0	-
11:11	0.0	0.0	11:11	0.0	0.0	-
11:12	0.0	0.0	11:12	0.0	0.0	-
11:13	0.0	0.0	11:13	0.0	0.0	-
11:14	0.0	0.0	11:14	0.0	0.0	-
11:15	0.0	0.0	11:15	0.0	0.0	-
11:16	0.0	0.0	11:16	0.0	0.0	-
11:17	0.0	0.0	11:17	0.0	0.0	-
11:18	0.0	0.0	11:18	0.0	0.0	-
11:19	0.0	0.0	11:19	0.0	0.0	-
11:20	0.0	0.0	11:20	0.0	0.0	-
11:21	0.0	0.0	11:21	0.0	0.0	-
11:22	0.0	0.0	11:22	0.0	0.0	-
11:23	0.0	0.0	11:23	0.0	0.0	-
11:24	0.0	0.0	11:24	0.0	0.0	-
11:25	0.0	0.0	11:25	0.0	0.0	-
11:26	0.0	0.0	11:26	0.0	0.0	-
11:27	0.0	0.0	11:27	0.0	0.0	-
11:28	0.0	0.0	11:28	0.0	0.0	-
11:29	0.0	0.0	11:29	0.0	0.0	-
11:30	0.0	0.0	11:30	0.0	0.0	-
11:31	0.0	0.0	11:31	0.0	0.0	-

Grand Union Bowling Alley Site
BCP #360222
150 Westchester Avenue, Port Chester
March 7, 2025

PID DATA						
Upwind			Downwind			
Time	Concentration (ppm)	15-Min Avg Concentration (ppm)	Time	Concentration (ppm)	15-Min Avg Concentration (ppm)	Exceeds VOC Alarm Limit
11:32	0.0	0.0	11:32	0.0	0.0	-
11:33	0.0	0.0	11:33	0.0	0.0	-
11:34	0.0	0.0	11:34	0.0	0.0	-
11:35	0.0	0.0	11:35	0.0	0.0	-
11:36	0.0	0.0	11:36	0.0	0.0	-
11:37	0.0	0.0	11:37	0.0	0.0	-
11:38	0.0	0.0	11:38	0.0	0.0	-
11:39	0.0	0.0	11:39	0.0	0.0	-
11:40	0.0	0.0	11:40	0.0	0.0	-
11:41	0.0	0.0	11:41	0.0	0.0	-
11:42	0.0	0.0	11:42	0.0	0.0	-
11:43	0.0	0.0	11:43	0.0	0.0	-
11:44	0.0	0.0	11:44	0.0	0.0	-
11:45	0.0	0.0	11:45	0.0	0.0	-
11:46	0.0	0.0	11:46	0.0	0.0	-
11:47	0.0	0.0	11:47	0.0	0.0	-
11:48	0.0	0.0	11:48	0.0	0.0	-
11:49	0.0	0.0	11:49	0.0	0.0	-
11:50	0.0	0.0	11:50	0.0	0.0	-
11:51	0.0	0.0	11:51	0.0	0.0	-
11:52	0.0	0.0	11:52	0.0	0.0	-
11:53	0.0	0.0	11:53	0.0	0.0	-
11:54	0.0	0.0	11:54	0.0	0.0	-
11:55	0.0	0.0	11:55	0.0	0.0	-
11:56	0.0	0.0	11:56	0.0	0.0	-
11:57	0.0	0.0	11:57	0.0	0.0	-
11:58	0.0	0.0	11:58	0.0	0.0	-
11:59	0.0	0.0	11:59	0.0	0.0	-
12:00	0.0	0.0	12:00	0.0	0.0	-
12:01	0.0	0.0	12:01	0.0	0.0	-
12:02	0.0	0.0	12:02	0.0	0.0	-
12:03	0.0	0.0	12:03	0.0	0.0	-
12:04	0.0	0.0	12:04	0.0	0.0	-
12:05	0.0	0.0	12:05	0.0	0.0	-
12:06	0.0	0.0	12:06	0.0	0.0	-
12:07	0.0	0.0	12:07	0.0	0.0	-
12:08	0.0	0.0	12:08	0.0	0.0	-
12:09	0.0	0.0	12:09	0.0	0.0	-
12:10	0.0	0.0	12:10	0.0	0.0	-
12:11	0.0	0.0	12:11	0.0	0.0	-
12:12	0.0	0.0	12:12	0.0	0.0	-
12:13	0.0	0.0	12:13	0.0	0.0	-
12:14	0.0	0.0	12:14	0.0	0.0	-
12:15	0.0	0.0	12:15	0.0	0.0	-
12:16	0.0	0.0	12:16	0.0	0.0	-
12:17	0.0	0.0	12:17	0.0	0.0	-
12:18	0.0	0.0	12:18	0.0	0.0	-
12:19	0.0	0.0	12:19	0.0	0.0	-

Grand Union Bowling Alley Site
BCP #360222
150 Westchester Avenue, Port Chester
March 7, 2025

PID DATA						
Upwind			Downwind			
Time	Concentration (ppm)	15-Min Avg Concentration (ppm)	Time	Concentration (ppm)	15-Min Avg Concentration (ppm)	Exceeds VOC Alarm Limit
12:20	0.0	0.0	12:20	0.0	0.0	-
12:21	0.0	0.0	12:21	0.0	0.0	-
12:22	0.0	0.0	12:22	0.0	0.0	-
12:23	0.0	0.0	12:23	0.0	0.0	-
12:24	0.0	0.0	12:24	0.0	0.0	-
12:25	0.0	0.0	12:25	0.0	0.0	-
12:26	0.0	0.0	12:26	0.0	0.0	-
12:27	0.0	0.0	12:27	0.0	0.0	-
12:28	0.0	0.0	12:28	0.0	0.0	-
12:29	0.0	0.0	12:29	0.0	0.0	-
12:30	0.0	0.0	12:30	0.0	0.0	-
12:31	0.0	0.0	12:31	0.0	0.0	-
12:32	0.0	0.0	12:32	0.0	0.0	-
12:33	0.0	0.0	12:33	0.0	0.0	-
12:34	0.0	0.0	12:34	0.0	0.0	-
12:35	0.0	0.0	12:35	0.0	0.0	-
12:36	0.0	0.0	12:36	0.0	0.0	-
12:37	0.0	0.0	12:37	0.0	0.0	-
12:38	0.0	0.0	12:38	0.0	0.0	-
12:39	0.0	0.0	12:39	0.0	0.0	-
12:40	0.0	0.0	12:40	0.0	0.0	-
12:41	0.0	0.0	12:41	0.0	0.0	-
12:42	0.0	0.0	12:42	0.0	0.0	-
12:43	0.0	0.0	12:43	0.0	0.0	-
12:44	0.0	0.0	12:44	0.0	0.0	-
12:45	0.0	0.0	12:45	0.0	0.0	-
12:46	0.0	0.0	12:46	0.0	0.0	-
12:47	0.0	0.0	12:47	0.0	0.0	-
12:48	0.0	0.0	12:48	0.0	0.0	-
12:49	0.0	0.0	12:49	0.0	0.0	-
12:50	0.0	0.0	12:50	0.0	0.0	-
12:51	0.0	0.0	12:51	0.0	0.0	-
12:52	0.0	0.0	12:52	0.0	0.0	-
12:53	0.0	0.0	12:53	0.0	0.0	-
12:54	0.0	0.0	12:54	0.0	0.0	-
12:55	0.0	0.0	12:55	0.0	0.0	-
12:56	0.0	0.0	12:56	0.0	0.0	-
12:57	0.0	0.0	12:57	0.0	0.0	-
12:58	0.0	0.0	12:58	0.0	0.0	-
12:59	0.0	0.0	12:59	0.0	0.0	-
13:00	0.0	0.0	13:00	0.0	0.0	-
13:01	0.0	0.0	13:01	0.0	0.0	-
13:02	0.0	0.0	13:02	0.0	0.0	-
13:03	0.0	0.0	13:03	0.0	0.0	-
13:04	0.0	0.0	13:04	0.0	0.0	-
13:05	0.0	0.0	13:05	0.0	0.0	-
13:06	0.0	0.0	13:06	0.0	0.0	-
13:07	0.0	0.0	13:07	0.0	0.0	-

Grand Union Bowling Alley Site
BCP #360222
150 Westchester Avenue, Port Chester
March 7, 2025

PID DATA						
Upwind			Downwind			
Time	Concentration (ppm)	15-Min Avg Concentration (ppm)	Time	Concentration (ppm)	15-Min Avg Concentration (ppm)	Exceeds VOC Alarm Limit
13:08	0.0	0.0	13:08	0.0	0.0	-
13:09	0.0	0.0	13:09	0.0	0.0	-
13:10	0.0	0.0	13:10	0.0	0.0	-
13:11	0.0	0.0	13:11	0.0	0.0	-
13:12	0.0	0.0	13:12	0.0	0.0	-
13:13	0.0	0.0	13:13	0.0	0.0	-
13:14	0.0	0.0	13:14	0.0	0.0	-
13:15	0.0	0.0	13:15	0.0	0.0	-
13:16	0.0	0.0	13:16	0.0	0.0	-
13:17	0.0	0.0	13:17	0.0	0.0	-
13:18	0.0	0.0	13:18	0.0	0.0	-
13:19	0.0	0.0	13:19	0.0	0.0	-
13:20	0.0	0.0	13:20	0.0	0.0	-
13:21	0.0	0.0	13:21	0.0	0.0	-
13:22	0.0	0.0	13:22	0.0	0.0	-
13:23	0.0	0.0	13:23	0.0	0.0	-
13:24	0.0	0.0	13:24	0.0	0.0	-
13:25	0.0	0.0	13:25	0.0	0.0	-
13:26	0.0	0.0	13:26	0.0	0.0	-
13:27	0.0	0.0	13:27	0.0	0.0	-
13:28	0.0	0.0	13:28	0.0	0.0	-
13:29	0.0	0.0	13:29	0.0	0.0	-
13:30	0.0	0.0	13:30	0.0	0.0	-
13:31	0.0	0.0	13:31	0.0	0.0	-
13:32	0.0	0.0	13:32	0.0	0.0	-
13:33	0.0	0.0	13:33	0.0	0.0	-
13:34	0.0	0.0	13:34	0.0	0.0	-
13:35	0.0	0.0	13:35	0.0	0.0	-
13:36	0.0	0.0	13:36	0.0	0.0	-
13:37	0.0	0.0	13:37	0.0	0.0	-
13:38	0.0	0.0	13:38	0.0	0.0	-
13:39	0.0	0.0	13:39	0.0	0.0	-
13:40	0.0	0.0	13:40	0.0	0.0	-
13:41	0.0	0.0	13:41	0.0	0.0	-
13:42	0.0	0.0	13:42	0.0	0.0	-
13:43	0.0	0.0	13:43	0.0	0.0	-
13:44	0.0	0.0	13:44	0.0	0.0	-
13:45	0.0	0.0	13:45	0.0	0.0	-
13:46	0.0	0.0	13:46	0.0	0.0	-
13:47	0.0	0.0	13:47	0.0	0.0	-
13:48	0.0	0.0	13:48	0.0	0.0	-
13:49	0.0	0.0	13:49	0.0	0.0	-
13:50	0.0	0.0	13:50	0.0	0.0	-
13:51	0.0	0.0	13:51	0.0	0.0	-
13:52	0.0	0.0	13:52	0.0	0.0	-
13:53	0.0	0.0	13:53	0.0	0.0	-
13:54	0.0	0.0	13:54	0.0	0.0	-
13:55	0.0	0.0	13:55	0.0	0.0	-

Grand Union Bowling Alley Site
BCP #360222
150 Westchester Avenue, Port Chester
March 7, 2025

PID DATA						
Upwind			Downwind			
Time	Concentration (ppm)	15-Min Avg Concentration (ppm)	Time	Concentration (ppm)	15-Min Avg Concentration (ppm)	Exceeds VOC Alarm Limit
13:56	0.0	0.0	13:56	0.0	0.0	-
13:57	0.0	0.0	13:57	0.0	0.0	-
13:58	0.0	0.0	13:58	0.0	0.0	-
13:59	0.0	0.0	13:59	0.0	0.0	-
14:00	0.0	0.0	14:00	0.0	0.0	-
14:01	0.0	0.0	14:01	0.0	0.0	-
14:02	0.0	0.0	14:02	0.0	0.0	-
14:03	0.0	0.0	14:03	0.0	0.0	-
14:04	0.0	0.0	14:04	0.0	0.0	-
14:05	0.0	0.0	14:05	0.0	0.0	-
14:06	0.0	0.0	14:06	0.0	0.0	-
14:07	0.0	0.0	14:07	0.0	0.0	-
14:08	0.0	0.0	14:08	0.0	0.0	-
14:09	0.0	0.0	14:09	0.0	0.0	-
14:10	0.0	0.0	14:10	0.0	0.0	-
14:11	0.0	0.0	14:11	0.0	0.0	-

SESI CONSULTING ENGINEERS

959 US-46 Floor 3, Suite 300 - Parsippany-Troy Hills, NJ

DAILY AIR MONITORING REPORT
150 Westchester Avenue
Port Chester, New York

03/10/2025

Rev. No. 0 | Page 1 of 2

Project Number: 11895A

Dust Action Level: 150 µg/m^3

VOC Action Level: 5 ppm

Weather Data Range for Work Day		Wind Direction	WNW	Relative Humidity (%)	27.0 - 48.0	Daily Rain Total (in)	0.00	Readings in the summary table and graphs below are the reported downwind concentrations.
Temperature (°F)	52.0 - 66.0	Wind Speed (MPH)	3.0 - 5.4	Barometer (inHg)	29.80 - 29.90	Avg. Dew Point Temp (°F)	33.1	

Station Location	Daily Avg. Dust Concentration (µg/m^3)	Max 15-Min Dust Concentration (µg/m^3)	Time of Max Dust Reading	Daily Avg. VOC Concentration (ppm)	Max 15-Min VOC Concentration (ppm)	Time of Max VOC Reading
Upwind	24.8	61.8	14:00	0.0	0.0	10:16
Downwind	56.3	62.5	15:55	0.0	0.0	10:14

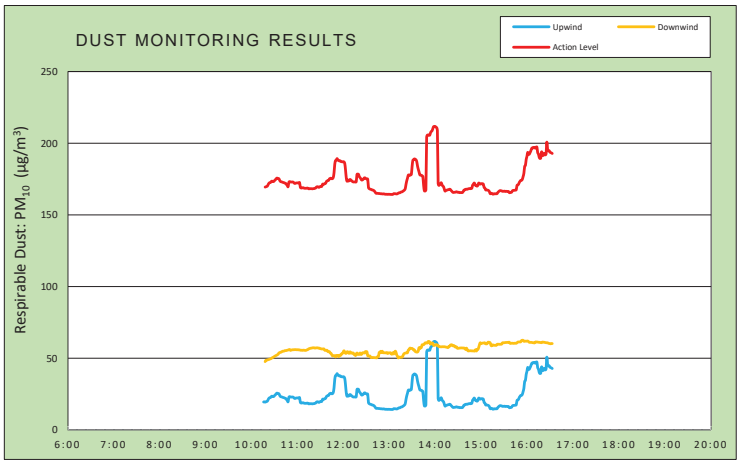

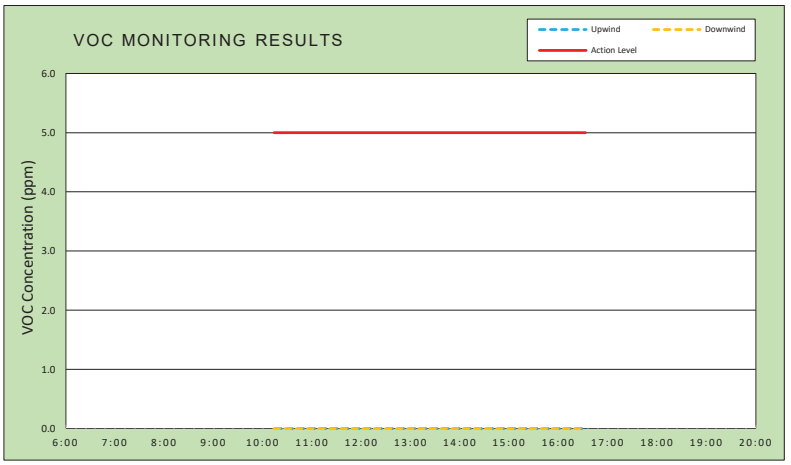

Air Monitoring Notes:

Weather Notes:

EMILCOTT
A Triumvirate Environmental Company

Wind Rose

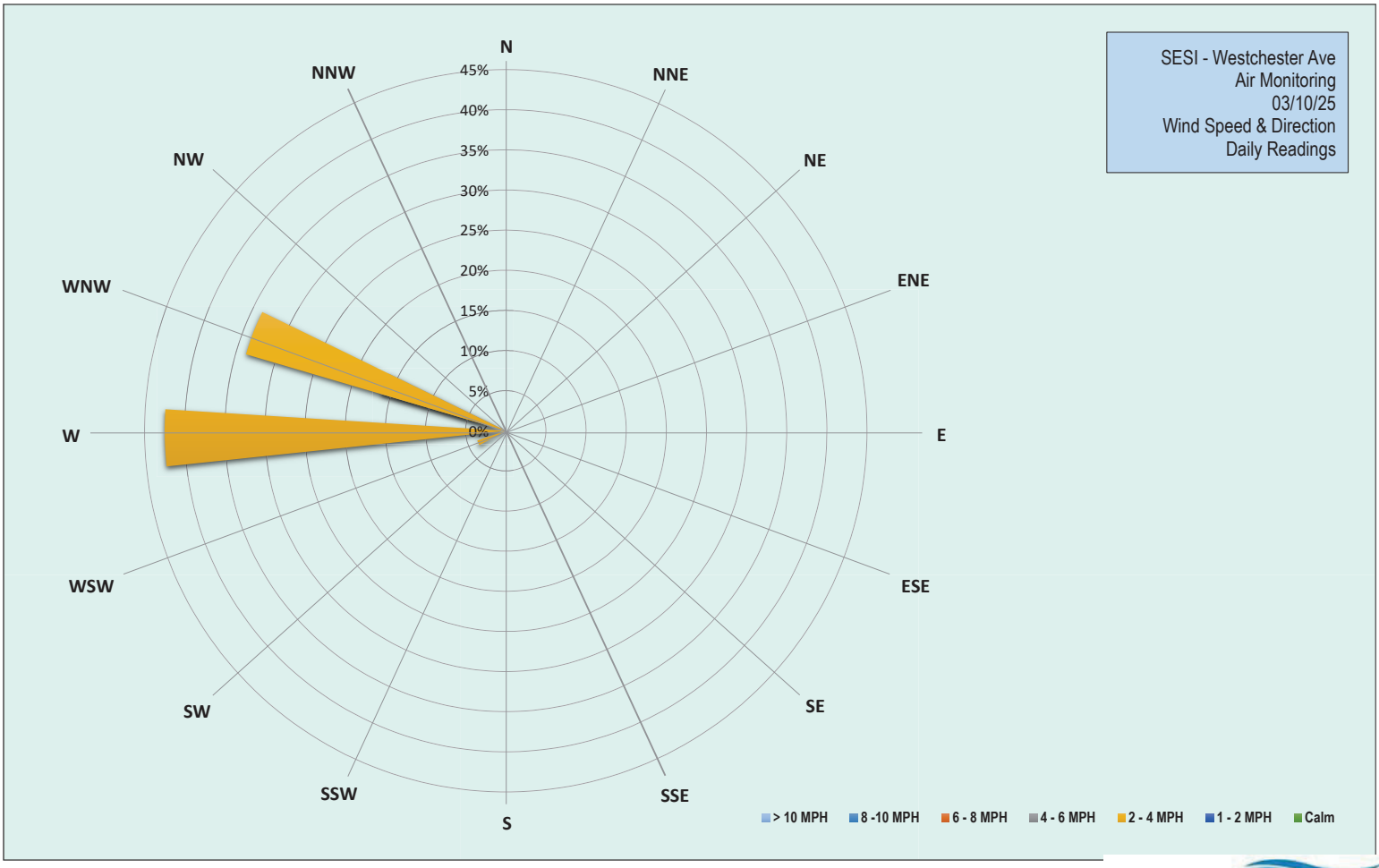

EMILCOTT
A Triumvirate Environmental Company

Grand Union Bowling Alley Site
BCP #360222
150 Westchester Avenue, Port Chester
March 10, 2025

Monday, March 10, 2025						
Number of Instances Where Downwind Particulates Exceeds Upwind Particulate + 150 =						0
Number of Comparable Data Points =						376
Start Time:						10:01
End Time:						16:33
PARTICULATE DATA						
Upwind			Downwind			Exceeds Particulate Alarm Limit
Time	Concentration (ug/m^3)	15-Min Avg Concentration (ug/m^3)	Time	Concentration (ug/m^3)	15-Min Avg Concentration (ug/m^3)	
10:01	18.0	-	10:01	-	-	-
10:02	18.5	-	10:02	-	-	-
10:03	22.0	-	10:03	54.0	-	-
10:04	19.5	-	10:04	34.1	-	-
10:05	18.3	-	10:05	48.6	-	-
10:06	18.3	-	10:06	48.3	-	-
10:07	17.8	-	10:07	48.5	-	-
10:08	17.3	-	10:08	49.0	-	-
10:09	19.0	-	10:09	49.1	-	-
10:10	22.5	-	10:10	48.3	-	-
10:11	18.0	-	10:11	47.5	-	-
10:12	18.0	-	10:12	48.0	-	-
10:13	24.8	-	10:13	48.3	-	-
10:14	22.5	-	10:14	48.5	-	-
10:15	18.0	-	10:15	49.5	-	-
10:16	18.3	19.5	10:16	48.3	-	-
10:17	20.8	19.7	10:17	49.3	-	-
10:18	18.5	19.4	10:18	49.8	47.7	-
10:19	22.5	19.6	10:19	49.0	48.7	-
10:20	21.8	19.9	10:20	48.5	48.6	-
10:21	22.5	20.1	10:21	51.3	48.8	-
10:22	33.8	21.2	10:22	51.8	49.1	-
10:23	30.8	22.1	10:23	50.5	49.2	-
10:24	24.8	22.5	10:24	53.3	49.4	-
10:25	24.0	22.6	10:25	51.0	49.6	-
10:26	28.0	23.3	10:26	50.8	49.8	-
10:27	23.0	23.6	10:27	54.8	50.3	-
10:28	20.3	23.3	10:28	52.8	50.6	-
10:29	22.8	23.3	10:29	52.0	50.8	-
10:30	24.3	23.7	10:30	55.5	51.2	-
10:31	29.5	24.5	10:31	53.3	51.6	-
10:32	25.3	24.8	10:32	54.0	51.9	-
10:33	31.0	25.6	10:33	53.3	52.1	-
10:34	22.8	25.6	10:34	54.5	52.5	-
10:35	18.3	25.4	10:35	53.5	52.8	-
10:36	21.0	25.3	10:36	64.8	53.7	-
10:37	16.8	24.2	10:37	54.5	53.9	-
10:38	18.8	23.4	10:38	55.5	54.2	-
10:39	21.5	23.1	10:39	54.0	54.3	-
10:40	21.8	23.0	10:40	56.8	54.7	-
10:41	24.5	22.8	10:41	55.0	54.9	-

Grand Union Bowling Alley Site
BCP #360222
150 Westchester Avenue, Port Chester
March 10, 2025

PARTICULATE DATA						
Upwind			Downwind			Exceeds Particulate Alarm Limit
Time	Concentration (ug/m^3)	15-Min Avg Concentration (ug/m^3)	Time	Concentration (ug/m^3)	15-Min Avg Concentration (ug/m^3)	
10:42	20.5	22.6	10:42	54.5	54.9	-
10:43	17.8	22.4	10:43	55.5	55.1	-
10:44	18.0	22.1	10:44	55.8	55.4	-
10:45	22.3	22.0	10:45	55.5	55.4	-
10:46	17.3	21.2	10:46	54.8	55.5	-
10:47	16.3	20.6	10:47	56.8	55.6	-
10:48	17.5	19.7	10:48	55.0	55.8	-
10:49	70.0	22.8	10:49	57.8	56.0	-
10:50	25.0	23.3	10:50	56.0	56.1	-
10:51	17.3	23.0	10:51	55.3	55.5	-
10:52	16.3	23.0	10:52	57.8	55.7	-
10:53	18.3	22.9	10:53	57.3	55.8	-
10:54	22.3	23.0	10:54	55.5	55.9	-
10:55	18.3	22.8	10:55	57.0	56.0	-
10:56	16.3	22.2	10:56	55.5	56.0	-
10:57	16.5	21.9	10:57	55.3	56.0	-
10:58	21.8	22.2	10:58	55.3	56.0	-
10:59	19.3	22.3	10:59	55.0	56.0	-
11:00	23.3	22.4	11:00	55.0	55.9	-
11:01	16.5	22.3	11:01	55.5	56.0	-
11:02	19.0	22.5	11:02	54.8	55.9	-
11:03	19.5	22.6	11:03	55.0	55.9	-
11:04	19.3	19.2	11:04	54.8	55.7	-
11:05	18.8	18.8	11:05	55.0	55.6	-
11:06	17.0	18.8	11:06	55.8	55.6	-
11:07	18.8	19.0	11:07	56.3	55.5	-
11:08	17.8	18.9	11:08	59.5	55.7	-
11:09	17.8	18.6	11:09	54.8	55.6	-
11:10	17.8	18.6	11:10	55.3	55.5	-
11:11	15.8	18.6	11:11	55.8	55.5	-
11:12	17.0	18.6	11:12	57.5	55.7	-
11:13	23.8	18.7	11:13	59.8	56.0	-
11:14	17.0	18.6	11:14	57.5	56.1	-
11:15	17.0	18.2	11:15	62.3	56.6	-
11:16	19.0	18.3	11:16	57.0	56.7	-
11:17	18.5	18.3	11:17	58.8	57.0	-
11:18	20.0	18.3	11:18	55.8	57.0	-
11:19	18.3	18.3	11:19	56.5	57.2	-
11:20	18.0	18.2	11:20	57.0	57.3	-
11:21	19.3	18.4	11:21	56.0	57.3	-
11:22	18.5	18.4	11:22	56.5	57.3	-
11:23	21.5	18.6	11:23	56.0	57.1	-
11:24	20.0	18.8	11:24	56.4	57.2	-
11:25	27.8	19.4	11:25	56.2	57.3	-
11:26	19.0	19.6	11:26	56.3	57.3	-
11:27	16.5	19.6	11:27	56.5	57.2	-
11:28	18.0	19.2	11:28	56.5	57.0	-
11:29	20.0	19.4	11:29	58.8	57.1	-

Grand Union Bowling Alley Site
BCP #360222
150 Westchester Avenue, Port Chester
March 10, 2025

PARTICULATE DATA						
Upwind			Downwind			Exceeds Particulate Alarm Limit
Time	Concentration (ug/m^3)	15-Min Avg Concentration (ug/m^3)	Time	Concentration (ug/m^3)	15-Min Avg Concentration (ug/m^3)	
11:30	23.0	19.8	11:30	56.5	56.7	-
11:31	19.3	19.8	11:31	56.0	56.6	-
11:32	18.5	19.8	11:32	56.5	56.5	-
11:33	44.5	21.5	11:33	56.0	56.5	-
11:34	17.8	21.4	11:34	57.0	56.5	-
11:35	18.3	21.5	11:35	56.0	56.5	-
11:36	25.5	21.9	11:36	42.0	55.5	-
11:37	21.0	22.0	11:37	56.3	55.5	-
11:38	39.8	23.3	11:38	56.8	55.6	-
11:39	26.5	23.7	11:39	56.0	55.5	-
11:40	32.8	24.0	11:40	42.0	54.6	-
11:41	20.3	24.1	11:41	57.0	54.7	-
11:42	32.3	25.2	11:42	56.0	54.6	-
11:43	22.5	25.5	11:43	42.0	53.7	-
11:44	22.5	25.6	11:44	56.3	53.5	-
11:45	17.5	25.3	11:45	42.3	52.5	-
11:46	20.5	25.3	11:46	43.0	51.7	-
11:47	30.5	26.1	11:47	57.8	51.8	-
11:48	92.8	29.4	11:48	57.0	51.8	-
11:49	109.5	35.5	11:49	56.3	51.8	-
11:50	56.0	38.0	11:50	43.3	50.9	-
11:51	28.0	38.2	11:51	57.3	51.9	-
11:52	38.5	39.3	11:52	56.3	51.9	-
11:53	24.5	38.3	11:53	57.8	52.0	-
11:54	22.0	38.0	11:54	42.8	51.1	-
11:55	27.3	37.6	11:55	57.0	52.1	-
11:56	23.0	37.8	11:56	57.0	52.1	-
11:57	23.8	37.3	11:57	56.8	52.2	-
11:58	21.3	37.2	11:58	58.3	53.3	-
11:59	20.0	37.0	11:59	57.3	53.3	-
12:00	19.5	37.1	12:00	57.0	54.3	-
12:01	18.0	37.0	12:01	57.8	55.3	-
12:02	15.5	36.0	12:02	43.3	54.3	-
12:03	26.3	31.5	12:03	44.3	53.5	-
12:04	24.5	25.9	12:04	57.3	53.5	-
12:05	20.3	23.5	12:05	57.5	54.5	-
12:06	42.0	24.4	12:06	57.5	54.5	-
12:07	27.0	23.7	12:07	42.8	53.6	-
12:08	31.0	24.1	12:08	57.3	53.6	-
12:09	32.3	24.8	12:09	57.3	54.5	-
12:10	19.8	24.3	12:10	43.0	53.6	-
12:11	16.8	23.9	12:11	57.3	53.6	-
12:12	16.3	23.4	12:12	58.0	53.7	-
12:13	16.5	23.0	12:13	58.0	53.7	-
12:14	19.5	23.0	12:14	43.3	52.8	-
12:15	20.0	23.0	12:15	58.8	52.9	-
12:16	16.5	22.9	12:16	42.8	51.9	-
12:17	17.5	23.1	12:17	57.8	52.8	-

Grand Union Bowling Alley Site
BCP #360222
150 Westchester Avenue, Port Chester
March 10, 2025

PARTICULATE DATA						
Upwind			Downwind			Exceeds Particulate Alarm Limit
Time	Concentration (ug/m^3)	15-Min Avg Concentration (ug/m^3)	Time	Concentration (ug/m^3)	15-Min Avg Concentration (ug/m^3)	
12:18	106.0	28.4	12:18	57.8	53.7	-
12:19	25.3	28.4	12:19	43.0	52.8	-
12:20	18.8	28.3	12:20	57.0	52.8	-
12:21	18.3	26.8	12:21	57.3	52.7	-
12:22	16.3	26.0	12:22	57.8	53.7	-
12:23	19.3	25.3	12:23	43.0	52.8	-
12:24	18.8	24.4	12:24	57.3	52.8	-
12:25	20.8	24.4	12:25	58.0	53.8	-
12:26	22.8	24.8	12:26	57.3	53.8	-
12:27	26.3	25.5	12:27	57.6	53.8	-
12:28	23.3	25.9	12:28	57.3	53.7	-
12:29	14.5	25.6	12:29	58.0	54.7	-
12:30	14.8	25.3	12:30	42.8	53.6	-
12:31	15.3	25.2	12:31	57.0	54.6	-
12:32	15.8	25.1	12:32	14.5	51.7	-
12:33	15.8	19.0	12:33	57.0	51.6	-
12:34	14.8	18.3	12:34	42.5	51.6	-
12:35	14.3	18.0	12:35	56.3	51.6	-
12:36	15.0	17.8	12:36	42.5	50.6	-
12:37	14.5	17.7	12:37	56.8	50.5	-
12:38	13.8	17.3	12:38	43.8	50.6	-
12:39	18.0	17.3	12:39	57.0	50.5	-
12:40	16.0	17.0	12:40	57.0	50.5	-
12:41	15.0	16.5	12:41	56.8	50.4	-
12:42	14.3	15.7	12:42	57.0	50.4	-
12:43	14.5	15.1	12:43	57.0	50.4	-
12:44	14.8	15.1	12:44	56.8	50.3	-
12:45	14.3	15.1	12:45	56.8	51.2	-
12:46	13.8	15.0	12:46	56.8	51.2	-
12:47	15.8	15.0	12:47	57.0	54.1	-
12:48	14.3	14.9	12:48	56.3	54.0	-
12:49	13.5	14.8	12:49	56.3	54.9	-
12:50	14.3	14.8	12:50	42.3	54.0	-
12:51	13.3	14.7	12:51	56.8	54.9	-
12:52	14.5	14.7	12:52	42.3	54.0	-
12:53	14.5	14.7	12:53	42.0	53.9	-
12:54	15.5	14.5	12:54	56.8	53.8	-
12:55	14.5	14.4	12:55	56.5	53.8	-
12:56	14.5	14.4	12:56	56.5	53.8	-
12:57	14.5	14.4	12:57	60.0	54.0	-
12:58	13.5	14.4	12:58	47.0	53.3	-
12:59	15.5	14.4	12:59	63.0	53.7	-
13:00	14.0	14.4	13:00	57.3	53.8	-
13:01	13.5	14.4	13:01	57.0	53.8	-
13:02	14.8	14.3	13:02	57.3	53.8	-
13:03	14.3	14.3	13:03	42.8	52.9	-
13:04	13.0	14.3	13:04	57.8	53.0	-
13:05	16.5	14.4	13:05	56.5	54.0	-

Grand Union Bowling Alley Site
BCP #360222
150 Westchester Avenue, Port Chester
March 10, 2025

PARTICULATE DATA						
Upwind			Downwind			Exceeds Particulate Alarm Limit
Time	Concentration (ug/m^3)	15-Min Avg Concentration (ug/m^3)	Time	Concentration (ug/m^3)	15-Min Avg Concentration (ug/m^3)	
13:06	19.5	14.8	13:06	42.5	53.0	-
13:07	14.0	14.8	13:07	57.0	54.0	-
13:08	14.3	14.8	13:08	57.3	55.0	-
13:09	14.3	14.7	13:09	42.3	54.0	-
13:10	13.8	14.7	13:10	29.0	52.2	-
13:11	17.3	14.8	13:11	42.8	51.3	-
13:12	20.0	15.2	13:12	43.3	50.2	-
13:13	17.0	15.4	13:13	57.3	50.9	-
13:14	15.5	15.4	13:14	60.0	50.7	-
13:15	19.5	15.8	13:15	58.5	50.7	-
13:16	17.0	16.0	13:16	57.5	50.8	-
13:17	16.3	16.1	13:17	57.3	50.8	-
13:18	20.5	16.6	13:18	57.0	51.7	-
13:19	18.5	16.9	13:19	75.8	52.9	-
13:20	23.8	17.4	13:20	63.3	53.4	-
13:21	32.3	18.3	13:21	46.0	53.6	-
13:22	59.3	21.3	13:22	59.0	53.7	-
13:23	52.5	23.8	13:23	58.0	53.8	-
13:24	42.5	25.7	13:24	43.5	53.9	-
13:25	44.8	27.8	13:25	57.5	55.8	-
13:26	19.3	27.9	13:26	45.3	55.9	-
13:27	15.8	27.6	13:27	60.8	57.1	-
13:28	22.0	28.0	13:28	55.0	57.0	-
13:29	19.8	28.2	13:29	58.8	56.9	-
13:30	104.8	33.9	13:30	58.8	56.9	-
13:31	81.0	38.2	13:31	50.5	56.4	-
13:32	20.0	38.4	13:32	47.3	55.8	-
13:33	30.5	39.1	13:33	58.8	55.9	-
13:34	14.3	38.8	13:34	59.8	54.8	-
13:35	18.5	38.5	13:35	58.3	54.5	-
13:36	14.8	37.3	13:36	44.0	54.3	-
13:37	14.0	34.3	13:37	59.5	54.4	-
13:38	17.0	31.9	13:38	68.5	55.1	-
13:39	15.3	30.1	13:39	78.8	57.4	-
13:40	14.0	28.1	13:40	45.0	56.6	-
13:41	14.3	27.7	13:41	59.3	57.5	-
13:42	15.8	27.7	13:42	59.5	57.4	-
13:43	15.0	27.3	13:43	84.3	59.4	-
13:44	13.8	26.9	13:44	60.0	59.5	-
13:45	13.3	20.8	13:45	58.8	59.5	-
13:46	21.0	16.8	13:46	58.5	60.0	-
13:47	19.0	16.7	13:47	58.5	60.8	-
13:48	41.0	17.4	13:48	58.5	60.7	-
13:49	568.5	54.3	13:49	58.3	60.6	-
13:50	39.3	55.7	13:50	58.8	60.7	-
13:51	14.5	55.7	13:51	59.5	61.7	-
13:52	15.0	55.8	13:52	60.0	61.7	-
13:53	13.8	55.6	13:53	59.5	61.1	-

Grand Union Bowling Alley Site
BCP #360222
150 Westchester Avenue, Port Chester
March 10, 2025

PARTICULATE DATA						
Upwind			Downwind			Exceeds Particulate Alarm Limit
Time	Concentration (ug/m^3)	15-Min Avg Concentration (ug/m^3)	Time	Concentration (ug/m^3)	15-Min Avg Concentration (ug/m^3)	
13:54	40.5	57.2	13:54	58.0	59.8	-
13:55	28.5	58.2	13:55	58.3	60.6	-
13:56	21.0	58.7	13:56	58.8	60.6	-
13:57	37.5	60.1	13:57	58.8	60.6	-
13:58	37.3	61.6	13:58	60.3	59.0	-
13:59	15.0	61.7	13:59	61.3	59.0	-
14:00	15.0	61.8	14:00	61.5	59.2	-
14:01	13.0	61.3	14:01	60.3	59.3	-
14:02	13.8	60.9	14:02	62.3	59.6	-
14:03	12.3	59.0	14:03	46.3	58.8	-
14:04	12.3	21.9	14:04	60.3	58.9	-
14:05	19.0	20.6	14:05	46.5	58.1	-
14:06	24.3	21.2	14:06	59.5	58.1	-
14:07	21.0	21.6	14:07	59.0	58.0	-
14:08	27.0	22.5	14:08	58.8	58.0	-
14:09	20.5	21.2	14:09	59.0	58.0	-
14:10	13.8	20.2	14:10	58.5	58.1	-
14:11	14.5	19.7	14:11	58.5	58.0	-
14:12	13.0	18.1	14:12	59.0	58.1	-
14:13	14.8	16.6	14:13	59.0	58.0	-
14:14	21.3	17.0	14:14	59.3	57.8	-
14:15	18.8	17.3	14:15	59.8	57.7	-
14:16	14.5	17.4	14:16	59.0	57.6	-
14:17	17.3	17.6	14:17	59.0	57.4	-
14:18	13.5	17.7	14:18	60.0	58.3	-
14:19	16.3	18.0	14:19	60.0	58.3	-
14:20	15.3	17.7	14:20	60.0	59.2	-
14:21	13.8	17.0	14:21	61.3	59.3	-
14:22	13.3	16.5	14:22	60.3	59.4	-
14:23	17.8	15.9	14:23	48.3	58.7	-
14:24	17.5	15.7	14:24	59.5	58.8	-
14:25	15.8	15.8	14:25	59.3	58.8	-
14:26	14.8	15.8	14:26	44.3	57.9	-
14:27	15.5	16.0	14:27	60.8	58.0	-
14:28	17.3	16.2	14:28	59.0	58.0	-
14:29	17.8	15.9	14:29	44.3	57.0	-
14:30	16.5	15.8	14:30	60.3	57.0	-
14:31	15.5	15.8	14:31	59.3	57.0	-
14:32	12.8	15.5	14:32	60.8	57.1	-
14:33	14.8	15.6	14:33	60.8	57.2	-
14:34	15.8	15.6	14:34	60.3	57.2	-
14:35	15.0	15.6	14:35	60.3	57.2	-
14:36	16.3	15.7	14:36	60.3	57.2	-
14:37	26.8	16.6	14:37	60.8	57.2	-
14:38	30.3	17.5	14:38	45.0	57.0	-
14:39	16.5	17.4	14:39	60.0	57.0	-
14:40	22.8	17.9	14:40	45.0	56.1	-
14:41	16.0	18.0	14:41	60.0	57.1	-

Grand Union Bowling Alley Site
BCP #360222
150 Westchester Avenue, Port Chester
March 10, 2025

PARTICULATE DATA						
Upwind			Downwind			Exceeds Particulate Alarm Limit
Time	Concentration (ug/m^3)	15-Min Avg Concentration (ug/m^3)	Time	Concentration (ug/m^3)	15-Min Avg Concentration (ug/m^3)	
14:42	14.8	17.9	14:42	45.0	56.1	-
14:43	20.8	18.1	14:43	45.5	55.2	-
14:44	20.0	18.3	14:44	45.0	55.2	-
14:45	18.3	18.4	14:45	60.3	55.2	-
14:46	13.5	18.3	14:46	60.3	55.3	-
14:47	16.5	18.5	14:47	60.0	55.2	-
14:48	15.3	18.6	14:48	60.0	55.2	-
14:49	49.3	20.8	14:49	60.0	55.2	-
14:50	20.0	21.1	14:50	59.8	55.1	-
14:51	34.3	22.3	14:51	60.0	55.1	-
14:52	14.8	21.5	14:52	60.0	55.1	-
14:53	14.3	20.5	14:53	60.0	56.1	-
14:54	15.8	20.4	14:54	45.0	55.1	-
14:55	17.8	20.1	14:55	61.0	56.1	-
14:56	27.8	20.9	14:56	61.2	56.2	-
14:57	36.3	22.3	14:57	66.4	57.6	-
14:58	14.0	21.8	14:58	74.2	59.5	-
14:59	14.8	21.5	14:59	65.0	60.9	-
15:00	21.5	21.7	15:00	50.2	60.2	-
15:01	15.5	21.8	15:01	63.6	60.4	-
15:02	13.3	21.6	15:02	62.2	60.6	-
15:03	14.8	21.6	15:03	61.0	60.6	-
15:04	13.8	19.2	15:04	60.8	60.7	-
15:05	14.3	18.8	15:05	61.4	60.8	-
15:06	13.3	17.4	15:06	49.4	60.1	-
15:07	14.3	17.4	15:07	60.2	60.1	-
15:08	13.8	17.4	15:08	60.4	60.1	-
15:09	13.5	17.2	15:09	60.8	61.2	-
15:10	13.3	16.9	15:10	60.6	61.2	-
15:11	16.3	16.2	15:11	60.6	61.1	-
15:12	15.5	14.8	15:12	60.4	60.7	-
15:13	18.5	15.1	15:13	48.2	59.0	-
15:14	14.8	15.1	15:14	60.4	58.7	-
15:15	14.5	14.6	15:15	60.8	59.4	-
15:16	13.8	14.5	15:16	60.8	59.2	-
15:17	17.8	14.8	15:17	60.4	59.1	-
15:18	13.8	14.7	15:18	60.6	59.1	-
15:19	14.5	14.8	15:19	61.0	59.1	-
15:20	14.3	14.8	15:20	60.4	59.0	-
15:21	14.5	14.9	15:21	60.6	59.7	-
15:22	27.0	15.7	15:22	60.6	59.8	-
15:23	21.8	16.2	15:23	60.8	59.8	-
15:24	20.5	16.7	15:24	60.0	59.7	-
15:25	17.3	17.0	15:25	60.8	59.8	-
15:26	14.8	16.9	15:26	61.4	59.8	-
15:27	13.8	16.8	15:27	61.6	59.9	-
15:28	14.3	16.5	15:28	61.6	60.8	-
15:29	15.3	16.5	15:29	60.8	60.8	-

Grand Union Bowling Alley Site
BCP #360222
150 Westchester Avenue, Port Chester
March 10, 2025

PARTICULATE DATA						
Upwind			Downwind			Exceeds Particulate Alarm Limit
Time	Concentration (ug/m^3)	15-Min Avg Concentration (ug/m^3)	Time	Concentration (ug/m^3)	15-Min Avg Concentration (ug/m^3)	
15:30	14.3	16.5	15:30	61.4	60.9	-
15:31	15.3	16.6	15:31	61.4	60.9	-
15:32	14.0	16.3	15:32	62.0	61.0	-
15:33	15.8	16.5	15:33	61.2	61.0	-
15:34	13.8	16.4	15:34	61.0	61.0	-
15:35	13.5	16.4	15:35	61.2	61.1	-
15:36	14.0	16.3	15:36	61.2	61.1	-
15:37	14.0	15.5	15:37	61.2	61.2	-
15:38	26.3	15.8	15:38	48.8	60.4	-
15:39	19.5	15.7	15:39	61.2	60.5	-
15:40	20.0	15.9	15:40	61.2	60.5	-
15:41	28.5	16.8	15:41	61.6	60.5	-
15:42	18.3	17.1	15:42	60.8	60.4	-
15:43	14.8	17.1	15:43	61.0	60.4	-
15:44	16.3	17.2	15:44	62.4	60.5	-
15:45	16.3	17.3	15:45	61.2	60.5	-
15:46	17.0	17.5	15:46	61.2	60.5	-
15:47	61.0	20.6	15:47	67.0	60.8	-
15:48	21.5	21.0	15:48	68.4	61.3	-
15:49	19.8	21.4	15:49	62.2	61.4	-
15:50	33.3	22.7	15:50	61.6	61.4	-
15:51	26.0	23.5	15:51	61.2	61.4	-
15:52	23.8	24.1	15:52	62.8	61.5	-
15:53	26.5	24.2	15:53	62.8	62.4	-
15:54	30.8	24.9	15:54	62.2	62.5	-
15:55	48.8	26.8	15:55	61.8	62.5	-
15:56	62.5	29.1	15:56	50.6	61.8	-
15:57	90.0	33.9	15:57	62.0	61.9	-
15:58	25.3	34.6	15:58	61.8	61.9	-
15:59	78.8	38.7	15:59	61.8	61.9	-
16:00	48.3	40.9	16:00	62.2	62.0	-
16:01	59.0	43.7	16:01	61.8	62.0	-
16:02	41.0	42.3	16:02	61.6	61.7	-
16:03	21.5	42.3	16:03	61.0	61.2	-
16:04	36.3	43.4	16:04	61.4	61.1	-
16:05	51.0	44.6	16:05	61.4	61.1	-
16:06	49.3	46.2	16:06	61.0	61.1	-
16:07	33.5	46.8	16:07	60.8	60.9	-
16:08	24.3	46.7	16:08	61.6	60.9	-
16:09	38.3	47.2	16:09	61.0	60.8	-
16:10	45.5	47.0	16:10	61.0	60.7	-
16:11	56.5	46.6	16:11	60.5	61.4	-
16:12	101.0	47.3	16:12	60.8	61.3	-
16:13	26.8	47.4	16:13	62.5	61.4	-
16:14	19.3	43.4	16:14	60.8	61.3	-
16:15	35.0	42.5	16:15	60.5	61.2	-
16:16	23.8	40.2	16:16	61.3	61.1	-
16:17	28.8	39.4	16:17	60.0	61.0	-

Grand Union Bowling Alley Site
BCP #360222
150 Westchester Avenue, Port Chester
March 10, 2025

PARTICULATE DATA						
Upwind			Downwind			Exceeds Particulate Alarm Limit
Time	Concentration (ug/m^3)	15-Min Avg Concentration (ug/m^3)	Time	Concentration (ug/m^3)	15-Min Avg Concentration (ug/m^3)	
16:18	24.8	39.6	16:18	60.3	61.0	-
16:19	101.5	43.9	16:19	60.0	60.9	-
16:20	37.3	43.0	16:20	67.5	61.3	-
16:21	25.3	41.4	16:21	59.8	61.2	-
16:22	43.5	42.1	16:22	60.8	61.2	-
16:23	36.8	42.9	16:23	59.8	61.1	-
16:24	22.0	41.8	16:24	59.3	61.0	-
16:25	57.3	42.6	16:25	59.5	60.9	-
16:26	179.5	50.8	16:26	59.8	60.8	-
16:27	17.5	45.3	16:27	60.3	60.8	-
16:28	18.0	44.7	16:28	58.3	60.5	-
16:29	22.0	44.9	16:29	58.3	60.3	-
16:30	19.3	43.8	16:30	59.3	60.3	-
16:31	19.3	43.5	16:31	59.3	60.1	-
16:32	24.8	43.2	16:32	62.8	60.3	-
16:33	19.3	42.9	16:33	59.3	60.2	-

Grand Union Bowling Alley Site
BCP #360222
150 Westchester Avenue, Port Chester
March 10, 2025

Monday, March 10, 2025						
					Number of Instances Where Downwind VOCs Exceeds Upwind VOCs + 5 =	0
					Number of Comparable Data Points =	378
					Start Time:	9:59
					End Time:	16:33
PID DATA						
Upwind			Downwind			
Time	Concentration (ppm)	15-Min Avg Concentration (ppm)	Time	Concentration (ppm)	15-Min Avg Concentration (ppm)	Exceeds VOC Alarm Limit
9:59	-	-	9:59	0.0	-	-
10:00	-	-	10:00	0.0	-	-
10:01	0.0	-	10:01	0.0	-	-
10:02	0.0	-	10:02	0.0	-	-
10:03	0.0	-	10:03	0.0	-	-
10:04	0.0	-	10:04	0.0	-	-
10:05	0.0	-	10:05	0.0	-	-
10:06	0.0	-	10:06	0.0	-	-
10:07	0.0	-	10:07	0.0	-	-
10:08	0.0	-	10:08	0.0	-	-
10:09	0.0	-	10:09	0.0	-	-
10:10	0.0	-	10:10	0.0	-	-
10:11	0.0	-	10:11	0.0	-	-
10:12	0.0	-	10:12	0.0	-	-
10:13	0.0	-	10:13	0.0	-	-
10:14	0.0	-	10:14	0.0	0.0	-
10:15	0.0	-	10:15	0.0	0.0	-
10:16	0.0	0.0	10:16	0.0	0.0	-
10:17	0.0	0.0	10:17	0.0	0.0	-
10:18	0.0	0.0	10:18	0.0	0.0	-
10:19	0.0	0.0	10:19	0.0	0.0	-
10:20	0.0	0.0	10:20	0.0	0.0	-
10:21	0.0	0.0	10:21	0.0	0.0	-
10:22	0.0	0.0	10:22	0.0	0.0	-
10:23	0.0	0.0	10:23	0.0	0.0	-
10:24	0.0	0.0	10:24	0.0	0.0	-
10:25	0.0	0.0	10:25	0.0	0.0	-
10:26	0.0	0.0	10:26	0.0	0.0	-
10:27	0.0	0.0	10:27	0.0	0.0	-
10:28	0.0	0.0	10:28	0.0	0.0	-
10:29	0.0	0.0	10:29	0.0	0.0	-
10:30	0.0	0.0	10:30	0.0	0.0	-
10:31	0.0	0.0	10:31	0.0	0.0	-
10:32	0.0	0.0	10:32	0.0	0.0	-
10:33	0.0	0.0	10:33	0.0	0.0	-
10:34	0.0	0.0	10:34	0.0	0.0	-
10:35	0.0	0.0	10:35	0.0	0.0	-
10:36	0.0	0.0	10:36	0.0	0.0	-
10:37	0.0	0.0	10:37	0.0	0.0	-
10:38	0.0	0.0	10:38	0.0	0.0	-
10:39	0.0	0.0	10:39	0.0	0.0	-
10:40	0.0	0.0	10:40	0.0	0.0	-

Grand Union Bowling Alley Site
BCP #360222
150 Westchester Avenue, Port Chester
March 10, 2025

PID DATA						
Upwind			Downwind			
Time	Concentration (ppm)	15-Min Avg Concentration (ppm)	Time	Concentration (ppm)	15-Min Avg Concentration (ppm)	Exceeds VOC Alarm Limit
10:41	0.0	0.0	10:41	0.0	0.0	-
10:42	0.0	0.0	10:42	0.0	0.0	-
10:43	0.0	0.0	10:43	0.0	0.0	-
10:44	0.0	0.0	10:44	0.0	0.0	-
10:45	0.0	0.0	10:45	0.0	0.0	-
10:46	0.0	0.0	10:46	0.0	0.0	-
10:47	0.0	0.0	10:47	0.0	0.0	-
10:48	0.0	0.0	10:48	0.0	0.0	-
10:49	0.0	0.0	10:49	0.0	0.0	-
10:50	0.0	0.0	10:50	0.0	0.0	-
10:51	0.0	0.0	10:51	0.0	0.0	-
10:52	0.0	0.0	10:52	0.0	0.0	-
10:53	0.0	0.0	10:53	0.0	0.0	-
10:54	0.0	0.0	10:54	0.0	0.0	-
10:55	0.0	0.0	10:55	0.0	0.0	-
10:56	0.0	0.0	10:56	0.0	0.0	-
10:57	0.0	0.0	10:57	0.0	0.0	-
10:58	0.0	0.0	10:58	0.0	0.0	-
10:59	0.0	0.0	10:59	0.0	0.0	-
11:00	0.0	0.0	11:00	0.0	0.0	-
11:01	0.0	0.0	11:01	0.0	0.0	-
11:02	0.0	0.0	11:02	0.0	0.0	-
11:03	0.0	0.0	11:03	0.0	0.0	-
11:04	0.0	0.0	11:04	0.0	0.0	-
11:05	0.0	0.0	11:05	0.0	0.0	-
11:06	0.0	0.0	11:06	0.0	0.0	-
11:07	0.0	0.0	11:07	0.0	0.0	-
11:08	0.0	0.0	11:08	0.0	0.0	-
11:09	0.0	0.0	11:09	0.0	0.0	-
11:10	0.0	0.0	11:10	0.0	0.0	-
11:11	0.0	0.0	11:11	0.0	0.0	-
11:12	0.0	0.0	11:12	0.0	0.0	-
11:13	0.0	0.0	11:13	0.0	0.0	-
11:14	0.0	0.0	11:14	0.0	0.0	-
11:15	0.0	0.0	11:15	0.0	0.0	-
11:16	0.0	0.0	11:16	0.0	0.0	-
11:17	0.0	0.0	11:17	0.0	0.0	-
11:18	0.0	0.0	11:18	0.0	0.0	-
11:19	0.0	0.0	11:19	0.0	0.0	-
11:20	0.0	0.0	11:20	0.0	0.0	-
11:21	0.0	0.0	11:21	0.0	0.0	-
11:22	0.0	0.0	11:22	0.0	0.0	-
11:23	0.0	0.0	11:23	0.0	0.0	-
11:24	0.0	0.0	11:24	0.0	0.0	-
11:25	0.0	0.0	11:25	0.0	0.0	-
11:26	0.0	0.0	11:26	0.0	0.0	-
11:27	0.0	0.0	11:27	0.0	0.0	-
11:28	0.0	0.0	11:28	0.0	0.0	-

Grand Union Bowling Alley Site
BCP #360222
150 Westchester Avenue, Port Chester
March 10, 2025

PID DATA						
Upwind			Downwind			
Time	Concentration (ppm)	15-Min Avg Concentration (ppm)	Time	Concentration (ppm)	15-Min Avg Concentration (ppm)	Exceeds VOC Alarm Limit
11:29	0.0	0.0	11:29	0.0	0.0	-
11:30	0.0	0.0	11:30	0.0	0.0	-
11:31	0.0	0.0	11:31	0.0	0.0	-
11:32	0.0	0.0	11:32	0.0	0.0	-
11:33	0.0	0.0	11:33	0.0	0.0	-
11:34	0.0	0.0	11:34	0.0	0.0	-
11:35	0.0	0.0	11:35	0.0	0.0	-
11:36	0.0	0.0	11:36	0.0	0.0	-
11:37	0.0	0.0	11:37	0.0	0.0	-
11:38	0.0	0.0	11:38	0.0	0.0	-
11:39	0.0	0.0	11:39	0.0	0.0	-
11:40	0.0	0.0	11:40	0.0	0.0	-
11:41	0.0	0.0	11:41	0.0	0.0	-
11:42	0.0	0.0	11:42	0.0	0.0	-
11:43	0.0	0.0	11:43	0.0	0.0	-
11:44	0.0	0.0	11:44	0.0	0.0	-
11:45	0.0	0.0	11:45	0.0	0.0	-
11:46	0.0	0.0	11:46	0.0	0.0	-
11:47	0.0	0.0	11:47	0.0	0.0	-
11:48	0.0	0.0	11:48	0.0	0.0	-
11:49	0.0	0.0	11:49	0.0	0.0	-
11:50	0.0	0.0	11:50	0.0	0.0	-
11:51	0.0	0.0	11:51	0.0	0.0	-
11:52	0.0	0.0	11:52	0.0	0.0	-
11:53	0.0	0.0	11:53	0.0	0.0	-
11:54	0.0	0.0	11:54	0.0	0.0	-
11:55	0.0	0.0	11:55	0.0	0.0	-
11:56	0.0	0.0	11:56	0.0	0.0	-
11:57	0.0	0.0	11:57	0.0	0.0	-
11:58	0.0	0.0	11:58	0.0	0.0	-
11:59	0.0	0.0	11:59	0.0	0.0	-
12:00	0.0	0.0	12:00	0.0	0.0	-
12:01	0.0	0.0	12:01	0.0	0.0	-
12:02	0.0	0.0	12:02	0.0	0.0	-
12:03	0.0	0.0	12:03	0.0	0.0	-
12:04	0.0	0.0	12:04	0.0	0.0	-
12:05	0.0	0.0	12:05	0.0	0.0	-
12:06	0.0	0.0	12:06	0.0	0.0	-
12:07	0.0	0.0	12:07	0.0	0.0	-
12:08	0.0	0.0	12:08	0.0	0.0	-
12:09	0.0	0.0	12:09	0.0	0.0	-
12:10	0.0	0.0	12:10	0.0	0.0	-
12:11	0.0	0.0	12:11	0.0	0.0	-
12:12	0.0	0.0	12:12	0.0	0.0	-
12:13	0.0	0.0	12:13	0.0	0.0	-
12:14	0.0	0.0	12:14	0.0	0.0	-
12:15	0.0	0.0	12:15	0.0	0.0	-
12:16	0.0	0.0	12:16	0.0	0.0	-

Grand Union Bowling Alley Site
BCP #360222
150 Westchester Avenue, Port Chester
March 10, 2025

PID DATA						
Upwind			Downwind			
Time	Concentration (ppm)	15-Min Avg Concentration (ppm)	Time	Concentration (ppm)	15-Min Avg Concentration (ppm)	Exceeds VOC Alarm Limit
12:17	0.0	0.0	12:17	0.0	0.0	-
12:18	0.0	0.0	12:18	0.0	0.0	-
12:19	0.0	0.0	12:19	0.0	0.0	-
12:20	0.0	0.0	12:20	0.0	0.0	-
12:21	0.0	0.0	12:21	0.0	0.0	-
12:22	0.0	0.0	12:22	0.0	0.0	-
12:23	0.0	0.0	12:23	0.0	0.0	-
12:24	0.0	0.0	12:24	0.0	0.0	-
12:25	0.0	0.0	12:25	0.0	0.0	-
12:26	0.0	0.0	12:26	0.0	0.0	-
12:27	0.0	0.0	12:27	0.0	0.0	-
12:28	0.0	0.0	12:28	0.0	0.0	-
12:29	0.0	0.0	12:29	0.0	0.0	-
12:30	0.0	0.0	12:30	0.0	0.0	-
12:31	0.0	0.0	12:31	0.0	0.0	-
12:32	0.0	0.0	12:32	0.0	0.0	-
12:33	0.0	0.0	12:33	0.0	0.0	-
12:34	0.0	0.0	12:34	0.0	0.0	-
12:35	0.0	0.0	12:35	0.0	0.0	-
12:36	0.0	0.0	12:36	0.0	0.0	-
12:37	0.0	0.0	12:37	0.0	0.0	-
12:38	0.0	0.0	12:38	0.0	0.0	-
12:39	0.0	0.0	12:39	0.0	0.0	-
12:40	0.0	0.0	12:40	0.0	0.0	-
12:41	0.0	0.0	12:41	0.0	0.0	-
12:42	0.0	0.0	12:42	0.0	0.0	-
12:43	0.0	0.0	12:43	0.0	0.0	-
12:44	0.0	0.0	12:44	0.0	0.0	-
12:45	0.0	0.0	12:45	0.0	0.0	-
12:46	0.0	0.0	12:46	0.0	0.0	-
12:47	0.0	0.0	12:47	0.0	0.0	-
12:48	0.0	0.0	12:48	0.0	0.0	-
12:49	0.0	0.0	12:49	0.0	0.0	-
12:50	0.0	0.0	12:50	0.0	0.0	-
12:51	0.0	0.0	12:51	0.0	0.0	-
12:52	0.0	0.0	12:52	0.0	0.0	-
12:53	0.0	0.0	12:53	0.0	0.0	-
12:54	0.0	0.0	12:54	0.0	0.0	-
12:55	0.0	0.0	12:55	0.0	0.0	-
12:56	0.0	0.0	12:56	0.0	0.0	-
12:57	0.0	0.0	12:57	0.0	0.0	-
12:58	0.0	0.0	12:58	0.0	0.0	-
12:59	0.0	0.0	12:59	0.0	0.0	-
13:00	0.0	0.0	13:00	0.0	0.0	-
13:01	0.0	0.0	13:01	0.0	0.0	-
13:02	0.0	0.0	13:02	0.0	0.0	-
13:03	0.0	0.0	13:03	0.0	0.0	-
13:04	0.0	0.0	13:04	0.0	0.0	-

Grand Union Bowling Alley Site
BCP #360222
150 Westchester Avenue, Port Chester
March 10, 2025

PID DATA						
Upwind			Downwind			
Time	Concentration (ppm)	15-Min Avg Concentration (ppm)	Time	Concentration (ppm)	15-Min Avg Concentration (ppm)	Exceeds VOC Alarm Limit
13:05	0.0	0.0	13:05	0.0	0.0	-
13:06	0.0	0.0	13:06	0.0	0.0	-
13:07	0.0	0.0	13:07	0.0	0.0	-
13:08	0.0	0.0	13:08	0.0	0.0	-
13:09	0.0	0.0	13:09	0.0	0.0	-
13:10	0.0	0.0	13:10	0.0	0.0	-
13:11	0.0	0.0	13:11	0.0	0.0	-
13:12	0.0	0.0	13:12	0.0	0.0	-
13:13	0.0	0.0	13:13	0.0	0.0	-
13:14	0.0	0.0	13:14	0.0	0.0	-
13:15	0.0	0.0	13:15	0.0	0.0	-
13:16	0.0	0.0	13:16	0.0	0.0	-
13:17	0.0	0.0	13:17	0.0	0.0	-
13:18	0.0	0.0	13:18	0.0	0.0	-
13:19	0.0	0.0	13:19	0.0	0.0	-
13:20	0.0	0.0	13:20	0.0	0.0	-
13:21	0.0	0.0	13:21	0.0	0.0	-
13:22	0.0	0.0	13:22	0.0	0.0	-
13:23	0.0	0.0	13:23	0.0	0.0	-
13:24	0.0	0.0	13:24	0.0	0.0	-
13:25	0.0	0.0	13:25	0.0	0.0	-
13:26	0.0	0.0	13:26	0.0	0.0	-
13:27	0.0	0.0	13:27	0.0	0.0	-
13:28	0.0	0.0	13:28	0.0	0.0	-
13:29	0.0	0.0	13:29	0.0	0.0	-
13:30	0.0	0.0	13:30	0.0	0.0	-
13:31	0.0	0.0	13:31	0.0	0.0	-
13:32	0.0	0.0	13:32	0.0	0.0	-
13:33	0.0	0.0	13:33	0.0	0.0	-
13:34	0.0	0.0	13:34	0.0	0.0	-
13:35	0.0	0.0	13:35	0.0	0.0	-
13:36	0.0	0.0	13:36	0.0	0.0	-
13:37	0.0	0.0	13:37	0.0	0.0	-
13:38	0.0	0.0	13:38	0.0	0.0	-
13:39	0.0	0.0	13:39	0.0	0.0	-
13:40	0.0	0.0	13:40	0.0	0.0	-
13:41	0.0	0.0	13:41	0.0	0.0	-
13:42	0.0	0.0	13:42	0.0	0.0	-
13:43	0.0	0.0	13:43	0.0	0.0	-
13:44	0.0	0.0	13:44	0.0	0.0	-
13:45	0.0	0.0	13:45	0.0	0.0	-
13:46	0.0	0.0	13:46	0.0	0.0	-
13:47	0.0	0.0	13:47	0.0	0.0	-
13:48	0.0	0.0	13:48	0.0	0.0	-
13:49	0.0	0.0	13:49	0.0	0.0	-
13:50	0.0	0.0	13:50	0.0	0.0	-
13:51	0.0	0.0	13:51	0.0	0.0	-
13:52	0.0	0.0	13:52	0.0	0.0	-

Grand Union Bowling Alley Site
BCP #360222
150 Westchester Avenue, Port Chester
March 10, 2025

PID DATA						
Upwind			Downwind			
Time	Concentration (ppm)	15-Min Avg Concentration (ppm)	Time	Concentration (ppm)	15-Min Avg Concentration (ppm)	Exceeds VOC Alarm Limit
13:53	0.0	0.0	13:53	0.0	0.0	-
13:54	0.0	0.0	13:54	0.0	0.0	-
13:55	0.0	0.0	13:55	0.0	0.0	-
13:56	0.0	0.0	13:56	0.0	0.0	-
13:57	0.0	0.0	13:57	0.0	0.0	-
13:58	0.0	0.0	13:58	0.0	0.0	-
13:59	0.0	0.0	13:59	0.0	0.0	-
14:00	0.0	0.0	14:00	0.0	0.0	-
14:01	0.0	0.0	14:01	0.0	0.0	-
14:02	0.0	0.0	14:02	0.0	0.0	-
14:03	0.0	0.0	14:03	0.0	0.0	-
14:04	0.0	0.0	14:04	0.0	0.0	-
14:05	0.0	0.0	14:05	0.0	0.0	-
14:06	0.0	0.0	14:06	0.0	0.0	-
14:07	0.0	0.0	14:07	0.0	0.0	-
14:08	0.0	0.0	14:08	0.0	0.0	-
14:09	0.0	0.0	14:09	0.0	0.0	-
14:10	0.0	0.0	14:10	0.0	0.0	-
14:11	0.0	0.0	14:11	0.0	0.0	-
14:12	0.0	0.0	14:12	0.0	0.0	-
14:13	0.0	0.0	14:13	0.0	0.0	-
14:14	0.0	0.0	14:14	0.0	0.0	-
14:15	0.0	0.0	14:15	0.0	0.0	-
14:16	0.0	0.0	14:16	0.0	0.0	-
14:17	0.0	0.0	14:17	0.0	0.0	-
14:18	0.0	0.0	14:18	0.0	0.0	-
14:19	0.0	0.0	14:19	0.0	0.0	-
14:20	0.0	0.0	14:20	0.0	0.0	-
14:21	0.0	0.0	14:21	0.0	0.0	-
14:22	0.0	0.0	14:22	0.0	0.0	-
14:23	0.0	0.0	14:23	0.0	0.0	-
14:24	0.0	0.0	14:24	0.0	0.0	-
14:25	0.0	0.0	14:25	0.0	0.0	-
14:26	0.0	0.0	14:26	0.0	0.0	-
14:27	0.0	0.0	14:27	0.0	0.0	-
14:28	0.0	0.0	14:28	0.0	0.0	-
14:29	0.0	0.0	14:29	0.0	0.0	-
14:30	0.0	0.0	14:30	0.0	0.0	-
14:31	0.0	0.0	14:31	0.0	0.0	-
14:32	0.0	0.0	14:32	0.0	0.0	-
14:33	0.0	0.0	14:33	0.0	0.0	-
14:34	0.0	0.0	14:34	0.0	0.0	-
14:35	0.0	0.0	14:35	0.0	0.0	-
14:36	0.0	0.0	14:36	0.0	0.0	-
14:37	0.0	0.0	14:37	0.0	0.0	-
14:38	0.0	0.0	14:38	0.0	0.0	-
14:39	0.0	0.0	14:39	0.0	0.0	-
14:40	0.0	0.0	14:40	0.0	0.0	-

Grand Union Bowling Alley Site
BCP #360222
150 Westchester Avenue, Port Chester
March 10, 2025

PID DATA						
Upwind			Downwind			
Time	Concentration (ppm)	15-Min Avg Concentration (ppm)	Time	Concentration (ppm)	15-Min Avg Concentration (ppm)	Exceeds VOC Alarm Limit
14:41	0.0	0.0	14:41	0.0	0.0	-
14:42	0.0	0.0	14:42	0.0	0.0	-
14:43	0.0	0.0	14:43	0.0	0.0	-
14:44	0.0	0.0	14:44	0.0	0.0	-
14:45	0.0	0.0	14:45	0.0	0.0	-
14:46	0.0	0.0	14:46	0.0	0.0	-
14:47	0.0	0.0	14:47	0.0	0.0	-
14:48	0.0	0.0	14:48	0.0	0.0	-
14:49	0.0	0.0	14:49	0.0	0.0	-
14:50	0.0	0.0	14:50	0.0	0.0	-
14:51	0.0	0.0	14:51	0.0	0.0	-
14:52	0.0	0.0	14:52	0.0	0.0	-
14:53	0.0	0.0	14:53	0.0	0.0	-
14:54	0.0	0.0	14:54	0.0	0.0	-
14:55	0.0	0.0	14:55	0.0	0.0	-
14:56	0.0	0.0	14:56	0.0	0.0	-
14:57	0.0	0.0	14:57	0.0	0.0	-
14:58	0.0	0.0	14:58	0.0	0.0	-
14:59	0.0	0.0	14:59	0.0	0.0	-
15:00	0.0	0.0	15:00	0.0	0.0	-
15:01	0.0	0.0	15:01	0.0	0.0	-
15:02	0.0	0.0	15:02	0.0	0.0	-
15:03	0.0	0.0	15:03	0.0	0.0	-
15:04	0.0	0.0	15:04	0.0	0.0	-
15:05	0.0	0.0	15:05	0.0	0.0	-
15:06	0.0	0.0	15:06	0.0	0.0	-
15:07	0.0	0.0	15:07	0.0	0.0	-
15:08	0.0	0.0	15:08	0.0	0.0	-
15:09	0.0	0.0	15:09	0.0	0.0	-
15:10	0.0	0.0	15:10	0.0	0.0	-
15:11	0.0	0.0	15:11	0.0	0.0	-
15:12	0.0	0.0	15:12	0.0	0.0	-
15:13	0.0	0.0	15:13	0.0	0.0	-
15:14	0.0	0.0	15:14	0.0	0.0	-
15:15	0.0	0.0	15:15	0.0	0.0	-
15:16	0.0	0.0	15:16	0.0	0.0	-
15:17	0.0	0.0	15:17	0.0	0.0	-
15:18	0.0	0.0	15:18	0.0	0.0	-
15:19	0.0	0.0	15:19	0.0	0.0	-
15:20	0.0	0.0	15:20	0.0	0.0	-
15:21	0.0	0.0	15:21	0.0	0.0	-
15:22	0.0	0.0	15:22	0.0	0.0	-
15:23	0.0	0.0	15:23	0.0	0.0	-
15:24	0.0	0.0	15:24	0.0	0.0	-
15:25	0.0	0.0	15:25	0.0	0.0	-
15:26	0.0	0.0	15:26	0.0	0.0	-
15:27	0.0	0.0	15:27	0.0	0.0	-
15:28	0.0	0.0	15:28	0.0	0.0	-

Grand Union Bowling Alley Site
BCP #360222
150 Westchester Avenue, Port Chester
March 10, 2025

PID DATA						
Upwind			Downwind			
Time	Concentration (ppm)	15-Min Avg Concentration (ppm)	Time	Concentration (ppm)	15-Min Avg Concentration (ppm)	Exceeds VOC Alarm Limit
15:29	0.0	0.0	15:29	0.0	0.0	-
15:30	0.0	0.0	15:30	0.0	0.0	-
15:31	0.0	0.0	15:31	0.0	0.0	-
15:32	0.0	0.0	15:32	0.0	0.0	-
15:33	0.0	0.0	15:33	0.0	0.0	-
15:34	0.0	0.0	15:34	0.0	0.0	-
15:35	0.0	0.0	15:35	0.0	0.0	-
15:36	0.0	0.0	15:36	0.0	0.0	-
15:37	0.0	0.0	15:37	0.0	0.0	-
15:38	0.0	0.0	15:38	0.0	0.0	-
15:39	0.0	0.0	15:39	0.0	0.0	-
15:40	0.0	0.0	15:40	0.0	0.0	-
15:41	0.0	0.0	15:41	0.0	0.0	-
15:42	0.0	0.0	15:42	0.0	0.0	-
15:43	0.0	0.0	15:43	0.0	0.0	-
15:44	0.0	0.0	15:44	0.0	0.0	-
15:45	0.0	0.0	15:45	0.0	0.0	-
15:46	0.0	0.0	15:46	0.0	0.0	-
15:47	0.0	0.0	15:47	0.0	0.0	-
15:48	0.0	0.0	15:48	0.0	0.0	-
15:49	0.0	0.0	15:49	0.0	0.0	-
15:50	0.0	0.0	15:50	0.0	0.0	-
15:51	0.0	0.0	15:51	0.0	0.0	-
15:52	0.0	0.0	15:52	0.0	0.0	-
15:53	0.0	0.0	15:53	0.0	0.0	-
15:54	0.0	0.0	15:54	0.0	0.0	-
15:55	0.0	0.0	15:55	0.0	0.0	-
15:56	0.0	0.0	15:56	0.0	0.0	-
15:57	0.0	0.0	15:57	0.0	0.0	-
15:58	0.0	0.0	15:58	0.0	0.0	-
15:59	0.0	0.0	15:59	0.0	0.0	-
16:00	0.0	0.0	16:00	0.0	0.0	-
16:01	0.0	0.0	16:01	0.0	0.0	-
16:02	0.0	0.0	16:02	0.0	0.0	-
16:03	0.0	0.0	16:03	0.0	0.0	-
16:04	0.0	0.0	16:04	0.0	0.0	-
16:05	0.0	0.0	16:05	0.0	0.0	-
16:06	0.0	0.0	16:06	0.0	0.0	-
16:07	0.0	0.0	16:07	0.0	0.0	-
16:08	0.0	0.0	16:08	0.0	0.0	-
16:09	0.0	0.0	16:09	0.0	0.0	-
16:10	0.0	0.0	16:10	0.0	0.0	-
16:11	0.0	0.0	16:11	0.0	0.0	-
16:12	0.0	0.0	16:12	0.0	0.0	-
16:13	0.0	0.0	16:13	0.0	0.0	-
16:14	0.0	0.0	16:14	0.0	0.0	-
16:15	0.0	0.0	16:15	0.0	0.0	-
16:16	0.0	0.0	16:16	0.0	0.0	-

Grand Union Bowling Alley Site
BCP #360222
150 Westchester Avenue, Port Chester
March 10, 2025

PID DATA						
Upwind			Downwind			Exceeds VOC Alarm Limit
Time	Concentration (ppm)	15-Min Avg Concentration (ppm)	Time	Concentration (ppm)	15-Min Avg Concentration (ppm)	
16:17	0.0	0.0	16:17	0.0	0.0	-
16:18	0.0	0.0	16:18	0.0	0.0	-
16:19	0.0	0.0	16:19	0.0	0.0	-
16:20	0.0	0.0	16:20	0.0	0.0	-
16:21	0.0	0.0	16:21	0.0	0.0	-
16:22	0.0	0.0	16:22	0.0	0.0	-
16:23	0.0	0.0	16:23	0.0	0.0	-
16:24	0.0	0.0	16:24	0.0	0.0	-
16:25	0.0	0.0	16:25	0.0	0.0	-
16:26	0.0	0.0	16:26	0.0	0.0	-
16:27	0.0	0.0	16:27	0.0	0.0	-
16:28	0.0	0.0	16:28	0.0	0.0	-
16:29	0.0	0.0	16:29	0.0	0.0	-
16:30	0.0	0.0	16:30	0.0	0.0	-
16:31	0.0	0.0	16:31	0.0	0.0	-
16:32	0.0	0.0	16:32	0.0	0.0	-
16:33	0.0	0.0	16:33	0.0	0.0	-

SESI CONSULTING ENGINEERS

959 US-46 Floor 3, Suite 300 - Parsippany-Troy Hills, NJ

DAILY AIR MONITORING REPORT
150 Westchester Avenue
Port Chester, New York

03/11/2025

Rev. No. 0 | Page 1 of 2

Project Number: 11895A

Dust Action Level: 150 µg/m^3

VOC Action Level: 5 ppm

Weather Data Range for Work Day		Wind Direction	S	Relative Humidity (%)	31.0 - 61.0	Daily Rain Total (in)	0.00	Readings in the summary table and graphs below are the reported downwind concentrations.
Temperature (°F)	52.0 - 64.0	Wind Speed (MPH)	1.8 - 6.7	Barometer (inHg)	29.70 - 29.80	Avg. Dew Point Temp (°F)	35.7	

Station Location	Daily Avg. Dust Concentration (µg/m^3)	Max 15-Min Dust Concentration (µg/m^3)	Time of Max Dust Reading	Daily Avg. VOC Concentration (ppm)	Max 15-Min VOC Concentration (ppm)	Time of Max VOC Reading
Upwind	62.2	69.5	14:44	0.0	0.0	11:08
Downwind	33.9	53.0	15:29	0.0	0.0	11:08

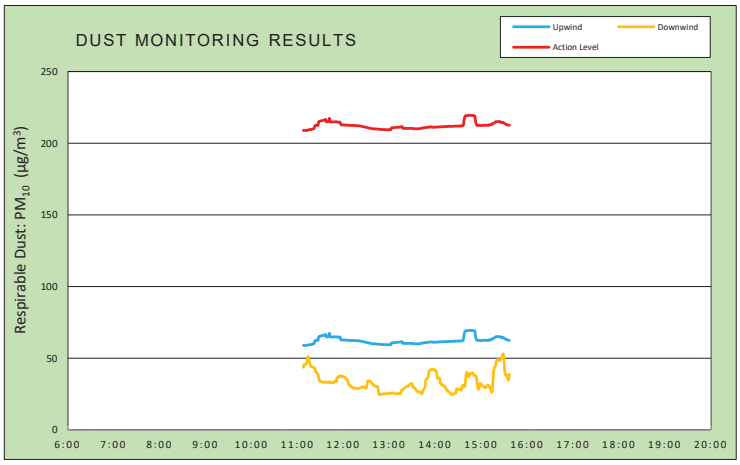

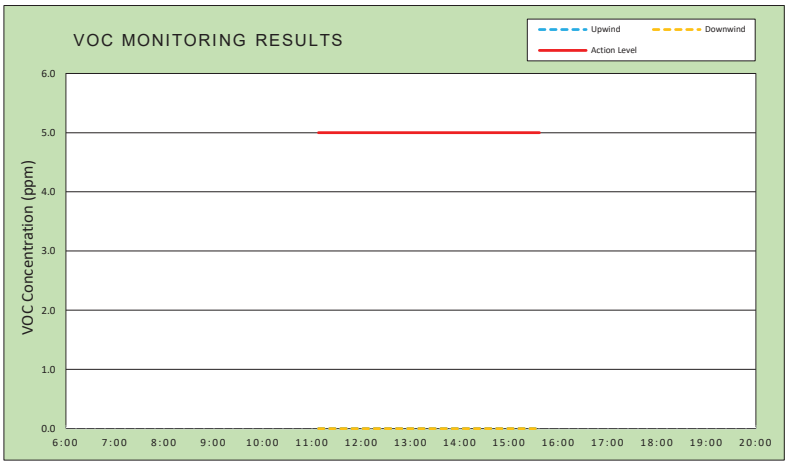

Air Monitoring Notes:

Weather Notes:

EMILCOTT
A Triumvirate Environmental Company

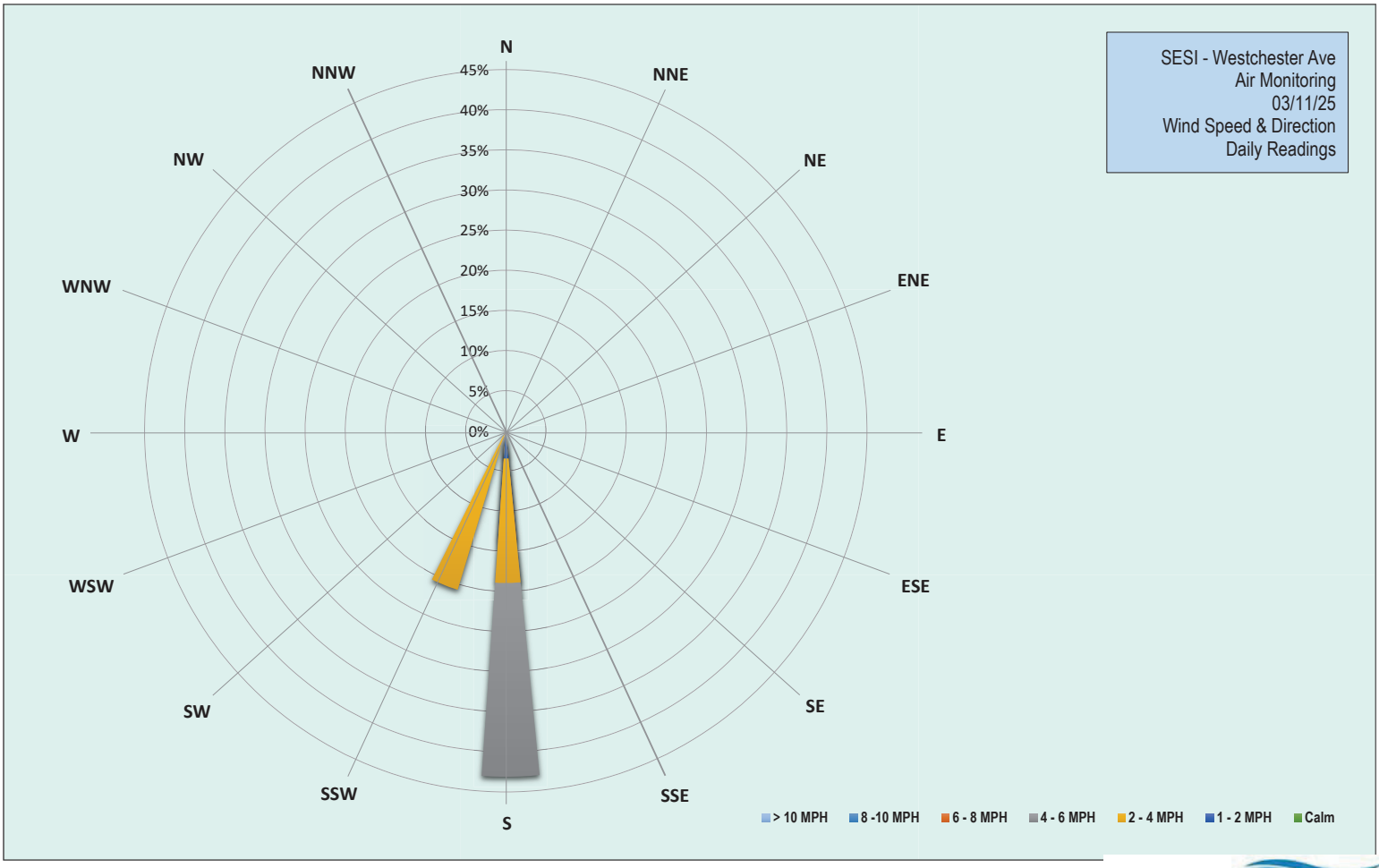

EMILCOTT
A Triumvirate Environmental Company

Grand Union Bowling Alley Site
BCP #360222
150 Westchester Avenue, Port Chester
March 11, 2025

Tuesday, March 11, 2025						
Number of Instances Where Downwind Particulates Exceeds Upwind Particulate + 150 =						0
Number of Comparable Data Points =						270
Start Time:						10:53
End Time:						15:37
PARTICULATE DATA						
Upwind			Downwind			Exceeds Particulate Alarm Limit
Time	Concentration (ug/m^3)	15-Min Avg Concentration (ug/m^3)	Time	Concentration (ug/m^3)	15-Min Avg Concentration (ug/m^3)	
10:53	60.0	-	10:53	42.0	-	-
10:54	58.8	-	10:54	36.0	-	-
10:55	58.8	-	10:55	42.0	-	-
10:56	60.8	-	10:56	43.5	-	-
10:57	59.3	-	10:57	35.3	-	-
10:58	58.3	-	10:58	35.5	-	-
10:59	58.0	-	10:59	36.3	-	-
11:00	58.5	-	11:00	55.5	-	-
11:01	59.3	-	11:01	83.0	-	-
11:02	58.3	-	11:02	55.8	-	-
11:03	61.5	-	11:03	50.0	-	-
11:04	57.8	-	11:04	40.3	-	-
11:05	59.5	-	11:05	34.0	-	-
11:06	59.0	-	11:06	36.3	-	-
11:07	58.8	-	11:07	35.0	-	-
11:08	58.0	59.0	11:08	37.5	43.7	-
11:09	59.3	59.0	11:09	67.3	45.8	-
11:10	58.8	59.0	11:10	39.5	45.6	-
11:11	59.0	58.9	11:11	49.3	46.0	-
11:12	60.0	58.9	11:12	41.5	46.4	-
11:13	59.8	59.0	11:13	66.5	48.5	-
11:14	61.3	59.2	11:14	77.8	51.3	-
11:15	61.0	59.4	11:15	36.3	50.0	-
11:16	60.5	59.5	11:16	35.3	46.8	-
11:17	59.8	59.6	11:17	37.0	45.6	-
11:18	60.8	59.5	11:18	33.5	44.5	-
11:19	60.3	59.7	11:19	34.3	44.1	-
11:20	61.8	59.9	11:20	32.5	44.0	-
11:21	62.3	60.1	11:21	31.0	43.6	-
11:22	61.5	60.3	11:22	31.3	43.4	-
11:23	87.8	62.2	11:23	33.8	43.1	-
11:24	61.0	62.4	11:24	32.8	40.8	-
11:25	63.0	62.6	11:25	32.8	40.4	-
11:26	57.8	62.6	11:26	35.5	39.4	-
11:27	57.8	62.4	11:27	31.3	38.8	-
11:28	98.0	65.0	11:28	34.3	36.6	-
11:29	66.0	65.3	11:29	43.8	34.3	-
11:30	63.3	65.4	11:30	32.3	34.1	-
11:31	63.3	65.6	11:31	32.0	33.9	-
11:32	62.3	65.8	11:32	32.8	33.6	-
11:33	62.0	65.9	11:33	31.8	33.5	-

Grand Union Bowling Alley Site
BCP #360222
150 Westchester Avenue, Port Chester
March 11, 2025

PARTICULATE DATA						
Upwind			Downwind			Exceeds Particulate Alarm Limit
Time	Concentration (ug/m^3)	15-Min Avg Concentration (ug/m^3)	Time	Concentration (ug/m^3)	15-Min Avg Concentration (ug/m^3)	
11:34	63.3	66.1	11:34	30.0	33.2	-
11:35	62.8	66.1	11:35	32.3	33.2	-
11:36	62.0	66.1	11:36	37.8	33.6	-
11:37	70.0	66.7	11:37	29.8	33.5	-
11:38	61.8	64.9	11:38	31.8	33.4	-
11:39	62.5	65.0	11:39	31.3	33.3	-
11:40	62.8	65.0	11:40	30.5	33.1	-
11:41	63.5	65.4	11:41	31.3	32.8	-
11:42	88.0	67.4	11:42	43.3	33.6	-
11:43	63.0	65.1	11:43	32.3	33.5	-
11:44	62.5	64.9	11:44	37.0	33.1	-
11:45	63.3	64.9	11:45	30.3	32.9	-
11:46	61.5	64.7	11:46	31.8	32.9	-
11:47	65.0	64.9	11:47	36.5	33.2	-
11:48	62.8	65.0	11:48	30.3	33.1	-
11:49	62.3	64.9	11:49	45.8	34.1	-
11:50	63.0	64.9	11:50	30.3	34.0	-
11:51	65.0	65.1	11:51	34.0	33.7	-
11:52	63.8	64.7	11:52	68.3	36.3	-
11:53	62.5	64.8	11:53	37.5	36.7	-
11:54	62.8	64.8	11:54	39.5	37.2	-
11:55	62.5	64.8	11:55	32.3	37.3	-
11:56	62.3	64.7	11:56	40.5	38.0	-
11:57	61.0	62.9	11:57	30.3	37.1	-
11:58	61.8	62.8	11:58	30.5	37.0	-
11:59	61.5	62.7	11:59	40.3	37.2	-
12:00	64.5	62.8	12:00	32.0	37.3	-
12:01	63.0	62.9	12:01	27.8	37.0	-
12:02	61.5	62.7	12:02	30.8	36.7	-
12:03	61.5	62.6	12:03	27.3	36.5	-
12:04	63.8	62.7	12:04	26.3	35.2	-
12:05	62.5	62.7	12:05	28.8	35.1	-
12:06	63.5	62.6	12:06	26.3	34.5	-
12:07	62.8	62.5	12:07	27.0	31.8	-
12:08	61.8	62.4	12:08	30.5	31.3	-
12:09	62.3	62.4	12:09	35.0	31.0	-
12:10	62.8	62.4	12:10	26.8	30.7	-
12:11	62.0	62.4	12:11	27.8	29.8	-
12:12	61.3	62.4	12:12	30.3	29.8	-
12:13	62.0	62.4	12:13	29.3	29.7	-
12:14	62.8	62.5	12:14	29.3	29.0	-
12:15	61.0	62.3	12:15	32.8	29.0	-
12:16	62.8	62.3	12:16	32.0	29.3	-
12:17	62.0	62.3	12:17	27.0	29.1	-
12:18	61.5	62.3	12:18	25.3	28.9	-
12:19	62.8	62.2	12:19	24.0	28.8	-
12:20	62.0	62.2	12:20	27.0	28.7	-
12:21	62.5	62.1	12:21	31.3	29.0	-

Grand Union Bowling Alley Site
BCP #360222
150 Westchester Avenue, Port Chester
March 11, 2025

PARTICULATE DATA						
Upwind			Downwind			Exceeds Particulate Alarm Limit
Time	Concentration (ug/m^3)	15-Min Avg Concentration (ug/m^3)	Time	Concentration (ug/m^3)	15-Min Avg Concentration (ug/m^3)	
12:22	61.0	62.0	12:22	32.8	29.4	-
12:23	60.8	62.0	12:23	33.3	29.6	-
12:24	60.5	61.8	12:24	38.8	29.8	-
12:25	60.3	61.7	12:25	26.5	29.8	-
12:26	60.5	61.6	12:26	33.8	30.2	-
12:27	60.3	61.5	12:27	26.3	29.9	-
12:28	60.0	61.4	12:28	27.3	29.8	-
12:29	60.5	61.2	12:29	29.8	29.8	-
12:30	60.0	61.2	12:30	24.0	29.3	-
12:31	60.3	61.0	12:31	65.3	31.5	-
12:32	60.3	60.9	12:32	67.0	34.1	-
12:33	60.3	60.8	12:33	26.8	34.2	-
12:34	60.3	60.6	12:34	22.8	34.2	-
12:35	60.3	60.5	12:35	23.8	33.9	-
12:36	60.0	60.3	12:36	23.3	33.4	-
12:37	59.5	60.2	12:37	25.5	32.9	-
12:38	59.8	60.2	12:38	25.0	32.4	-
12:39	60.0	60.1	12:39	25.8	31.5	-
12:40	59.5	60.1	12:40	24.8	31.4	-
12:41	60.0	60.1	12:41	23.8	30.7	-
12:42	59.8	60.0	12:42	25.0	30.6	-
12:43	59.8	60.0	12:43	23.5	30.4	-
12:44	59.5	59.9	12:44	23.8	30.0	-
12:45	59.0	59.9	12:45	27.5	30.2	-
12:46	60.0	59.9	12:46	23.8	27.5	-
12:47	59.0	59.8	12:47	23.5	24.6	-
12:48	59.5	59.7	12:48	26.3	24.5	-
12:49	60.0	59.7	12:49	27.3	24.8	-
12:50	59.5	59.7	12:50	25.8	25.0	-
12:51	58.8	59.6	12:51	23.5	25.0	-
12:52	59.5	59.6	12:52	27.8	25.1	-
12:53	59.3	59.5	12:53	27.3	25.3	-
12:54	59.5	59.5	12:54	26.3	25.3	-
12:55	59.8	59.5	12:55	22.8	25.2	-
12:56	59.0	59.5	12:56	24.8	25.2	-
12:57	59.8	59.5	12:57	24.5	25.2	-
12:58	59.3	59.4	12:58	23.0	25.2	-
12:59	59.3	59.4	12:59	29.0	25.5	-
13:00	59.3	59.4	13:00	27.5	25.5	-
13:01	60.0	59.4	13:01	26.3	25.7	-
13:02	59.5	59.5	13:02	24.0	25.7	-
13:03	77.8	60.7	13:03	22.5	25.5	-
13:04	60.8	60.7	13:04	30.8	25.7	-
13:05	60.3	60.8	13:05	27.3	25.8	-
13:06	61.3	60.9	13:06	24.3	25.9	-
13:07	59.5	60.9	13:07	24.5	25.6	-
13:08	60.8	61.0	13:08	23.3	25.4	-
13:09	59.5	61.0	13:09	23.8	25.2	-

Grand Union Bowling Alley Site
BCP #360222
150 Westchester Avenue, Port Chester
March 11, 2025

PARTICULATE DATA						
Upwind			Downwind			Exceeds Particulate Alarm Limit
Time	Concentration (ug/m^3)	15-Min Avg Concentration (ug/m^3)	Time	Concentration (ug/m^3)	15-Min Avg Concentration (ug/m^3)	
13:10	60.5	61.1	13:10	24.8	25.3	-
13:11	60.0	61.2	13:11	22.8	25.2	-
13:12	60.0	61.2	13:12	27.0	25.4	-
13:13	60.8	61.3	13:13	25.3	25.5	-
13:14	59.0	61.3	13:14	23.3	25.1	-
13:15	60.5	61.3	13:15	26.5	25.1	-
13:16	63.3	61.6	13:16	62.5	27.5	-
13:17	60.3	61.6	13:17	27.5	27.7	-
13:18	59.5	60.4	13:18	32.8	28.4	-
13:19	60.0	60.3	13:19	37.3	28.8	-
13:20	62.0	60.5	13:20	30.8	29.1	-
13:21	60.3	60.4	13:21	33.0	29.7	-
13:22	59.8	60.4	13:22	31.8	30.1	-
13:23	60.3	60.4	13:23	25.0	30.3	-
13:24	59.3	60.4	13:24	26.5	30.4	-
13:25	60.8	60.4	13:25	26.0	30.5	-
13:26	60.0	60.4	13:26	35.0	31.3	-
13:27	59.8	60.4	13:27	35.5	31.9	-
13:28	61.3	60.4	13:28	29.0	32.2	-
13:29	60.0	60.5	13:29	24.8	32.3	-
13:30	59.8	60.4	13:30	27.3	32.3	-
13:31	59.5	60.2	13:31	25.0	29.8	-
13:32	59.3	60.1	13:32	27.3	29.8	-
13:33	59.3	60.1	13:33	28.3	29.5	-
13:34	61.8	60.2	13:34	25.5	28.7	-
13:35	60.0	60.1	13:35	20.8	28.0	-
13:36	60.3	60.1	13:36	22.0	27.3	-
13:37	60.5	60.1	13:37	21.8	26.6	-
13:38	60.3	60.1	13:38	24.8	26.6	-
13:39	60.0	60.2	13:39	26.3	26.6	-
13:40	60.3	60.1	13:40	24.8	26.5	-
13:41	60.8	60.2	13:41	29.3	26.1	-
13:42	66.5	60.6	13:42	23.3	25.3	-
13:43	61.0	60.6	13:43	30.5	25.4	-
13:44	60.8	60.7	13:44	49.8	27.1	-
13:45	61.3	60.8	13:45	41.5	28.0	-
13:46	60.5	60.8	13:46	38.5	28.9	-
13:47	60.5	60.9	13:47	51.0	30.5	-
13:48	61.5	61.1	13:48	94.8	35.0	-
13:49	61.8	61.1	13:49	34.8	35.6	-
13:50	61.0	61.1	13:50	30.8	36.2	-
13:51	60.8	61.2	13:51	28.3	36.7	-
13:52	61.5	61.2	13:52	85.5	40.9	-
13:53	62.0	61.3	13:53	30.5	41.3	-
13:54	60.8	61.4	13:54	38.0	42.1	-
13:55	61.3	61.5	13:55	25.8	42.1	-
13:56	61.0	61.5	13:56	28.0	42.1	-
13:57	60.8	61.1	13:57	26.8	42.3	-

Grand Union Bowling Alley Site
BCP #360222
150 Westchester Avenue, Port Chester
March 11, 2025

PARTICULATE DATA						
Upwind			Downwind			Exceeds Particulate Alarm Limit
Time	Concentration (ug/m^3)	15-Min Avg Concentration (ug/m^3)	Time	Concentration (ug/m^3)	15-Min Avg Concentration (ug/m^3)	
13:58	61.8	61.1	13:58	32.8	42.4	-
13:59	61.3	61.2	13:59	46.8	42.2	-
14:00	61.8	61.2	14:00	26.5	41.2	-
14:01	61.3	61.3	14:01	39.5	41.3	-
14:02	61.5	61.3	14:02	34.8	40.2	-
14:03	61.5	61.3	14:03	34.0	36.2	-
14:04	61.3	61.3	14:04	27.5	35.7	-
14:05	62.8	61.4	14:05	38.5	36.2	-
14:06	61.5	61.5	14:06	25.8	36.0	-
14:07	61.5	61.5	14:07	31.3	32.4	-
14:08	61.8	61.4	14:08	29.5	32.4	-
14:09	61.5	61.5	14:09	21.3	31.2	-
14:10	62.0	61.5	14:10	26.0	31.3	-
14:11	61.5	61.6	14:11	21.3	30.8	-
14:12	61.5	61.6	14:12	24.5	30.7	-
14:13	61.8	61.6	14:13	25.5	30.2	-
14:14	62.3	61.7	14:14	23.0	28.6	-
14:15	61.3	61.7	14:15	22.0	28.3	-
14:16	62.3	61.7	14:16	22.5	27.2	-
14:17	61.3	61.7	14:17	36.5	27.3	-
14:18	63.3	61.8	14:18	24.3	26.6	-
14:19	61.3	61.8	14:19	25.5	26.5	-
14:20	62.0	61.8	14:20	23.0	25.5	-
14:21	61.8	61.8	14:21	20.5	25.1	-
14:22	61.8	61.8	14:22	22.0	24.5	-
14:23	61.8	61.8	14:23	31.0	24.6	-
14:24	62.0	61.8	14:24	32.8	25.4	-
14:25	62.0	61.8	14:25	27.5	25.5	-
14:26	63.8	62.0	14:26	22.5	25.5	-
14:27	61.5	62.0	14:27	26.3	25.7	-
14:28	61.8	62.0	14:28	70.8	28.7	-
14:29	61.8	62.0	14:29	20.5	28.5	-
14:30	62.0	62.0	14:30	21.3	28.5	-
14:31	61.3	61.9	14:31	25.8	28.7	-
14:32	64.0	62.1	14:32	27.5	28.1	-
14:33	61.8	62.0	14:33	25.8	28.2	-
14:34	62.3	62.1	14:34	20.8	27.9	-
14:35	63.5	62.2	14:35	49.3	29.6	-
14:36	61.8	62.2	14:36	43.0	31.1	-
14:37	73.0	62.9	14:37	20.0	31.0	-
14:38	119.3	66.8	14:38	20.8	30.3	-
14:39	89.3	68.6	14:39	34.0	30.4	-
14:40	71.3	69.2	14:40	117.4	36.4	-
14:41	64.3	69.2	14:41	73.4	39.8	-
14:42	61.8	69.3	14:42	33.2	40.2	-
14:43	61.8	69.3	14:43	22.4	37.0	-
14:44	66.0	69.5	14:44	29.6	37.6	-
14:45	61.5	69.5	14:45	31.4	38.3	-

Grand Union Bowling Alley Site
BCP #360222
150 Westchester Avenue, Port Chester
March 11, 2025

PARTICULATE DATA						
Upwind			Downwind			Exceeds Particulate Alarm Limit
Time	Concentration (ug/m^3)	15-Min Avg Concentration (ug/m^3)	Time	Concentration (ug/m^3)	15-Min Avg Concentration (ug/m^3)	
14:46	61.5	69.5	14:46	42.8	39.4	-
14:47	62.5	69.4	14:47	26.6	39.4	-
14:48	61.5	69.4	14:48	23.8	39.2	-
14:49	61.5	69.4	14:49	29.4	39.8	-
14:50	62.3	69.3	14:50	39.2	39.1	-
14:51	61.8	69.3	14:51	23.0	37.8	-
14:52	63.0	68.6	14:52	20.8	37.9	-
14:53	62.3	64.8	14:53	19.8	37.8	-
14:54	62.8	63.0	14:54	19.4	36.8	-
14:55	62.8	62.5	14:55	47.2	32.1	-
14:56	62.3	62.3	14:56	25.0	28.9	-
14:57	65.3	62.6	14:57	25.0	28.4	-
14:58	62.0	62.6	14:58	59.8	30.9	-
14:59	62.0	62.3	14:59	53.6	32.5	-
15:00	61.3	62.3	15:00	23.6	31.9	-
15:01	63.5	62.4	15:01	27.8	30.9	-
15:02	62.3	62.4	15:02	24.0	30.8	-
15:03	62.8	62.5	15:03	19.4	30.5	-
15:04	62.0	62.5	15:04	26.0	30.2	-
15:05	62.5	62.6	15:05	24.0	29.2	-
15:06	62.5	62.6	15:06	31.0	29.8	-
15:07	62.3	62.6	15:07	23.2	29.9	-
15:08	61.3	62.5	15:08	35.4	31.0	-
15:09	62.3	62.5	15:09	25.8	31.4	-
15:10	62.3	62.4	15:10	25.8	30.0	-
15:11	72.3	63.1	15:11	27.0	30.1	-
15:12	62.3	62.9	15:12	25.2	30.1	-
15:13	61.5	62.9	15:13	24.8	27.8	-
15:14	65.3	63.1	15:14	30.4	26.2	-
15:15	70.8	63.7	15:15	68.4	29.2	-
15:16	66.5	63.9	15:16	166.8	38.5	-
15:17	67.0	64.2	15:17	85.2	42.6	-
15:18	64.5	64.3	15:18	41.0	44.0	-
15:19	71.8	65.0	15:19	37.2	44.7	-
15:20	62.8	65.0	15:20	70.4	47.8	-
15:21	63.3	65.1	15:21	42.2	48.6	-
15:22	63.0	65.1	15:22	33.4	49.3	-
15:23	62.0	65.2	15:23	26.8	48.7	-
15:24	62.0	65.1	15:24	22.6	48.5	-
15:25	62.0	65.1	15:25	29.2	48.7	-
15:26	62.0	64.4	15:26	37.8	49.4	-
15:27	62.0	64.4	15:27	37.8	50.3	-
15:28	63.8	64.6	15:28	55.4	52.3	-
15:29	65.0	64.6	15:29	40.4	53.0	-
15:30	62.3	64.0	15:30	26.8	50.2	-
15:31	62.0	63.7	15:31	25.2	40.8	-
15:32	62.5	63.4	15:32	46.8	38.2	-
15:33	63.5	63.3	15:33	42.0	38.3	-

Grand Union Bowling Alley Site
BCP #360222
150 Westchester Avenue, Port Chester
March 11, 2025

PARTICULATE DATA						
Upwind			Downwind			Exceeds Particulate Alarm Limit
Time	Concentration (ug/m^3)	15-Min Avg Concentration (ug/m^3)	Time	Concentration (ug/m^3)	15-Min Avg Concentration (ug/m^3)	
15:34	63.0	62.7	15:34	36.4	38.2	-
15:35	62.0	62.7	15:35	28.4	35.4	-
15:36	62.3	62.6	15:36	34.8	34.9	-
15:37	62.0	62.6	15:37	92.8	38.9	-

Grand Union Bowling Alley Site
BCP #360222
150 Westchester Avenue, Port Chester
March 11, 2025

Tuesday, March 11, 2025						
					Number of Instances Where Downwind VOCs Exceeds Upwind VOCs + 5 =	0
					Number of Comparable Data Points =	270
					Start Time:	10:53
					End Time:	15:37
PID DATA						
Upwind			Downwind			
Time	Concentration (ppm)	15-Min Avg Concentration (ppm)	Time	Concentration (ppm)	15-Min Avg Concentration (ppm)	Exceeds VOC Alarm Limit
10:53	0.0	-	10:53	0.0	-	-
10:54	0.0	-	10:54	0.0	-	-
10:55	0.0	-	10:55	0.0	-	-
10:56	0.0	-	10:56	0.0	-	-
10:57	0.0	-	10:57	0.0	-	-
10:58	0.0	-	10:58	0.0	-	-
10:59	0.0	-	10:59	0.0	-	-
11:00	0.0	-	11:00	0.0	-	-
11:01	0.0	-	11:01	0.0	-	-
11:02	0.0	-	11:02	0.0	-	-
11:03	0.0	-	11:03	0.0	-	-
11:04	0.0	-	11:04	0.0	-	-
11:05	0.0	-	11:05	0.0	-	-
11:06	0.0	-	11:06	0.0	-	-
11:07	0.0	-	11:07	0.0	-	-
11:08	0.0	0.0	11:08	0.0	0.0	-
11:09	0.0	0.0	11:09	0.0	0.0	-
11:10	0.0	0.0	11:10	0.0	0.0	-
11:11	0.0	0.0	11:11	0.0	0.0	-
11:12	0.0	0.0	11:12	0.0	0.0	-
11:13	0.0	0.0	11:13	0.0	0.0	-
11:14	0.0	0.0	11:14	0.0	0.0	-
11:15	0.0	0.0	11:15	0.0	0.0	-
11:16	0.0	0.0	11:16	0.0	0.0	-
11:17	0.0	0.0	11:17	0.0	0.0	-
11:18	0.0	0.0	11:18	0.0	0.0	-
11:19	0.0	0.0	11:19	0.0	0.0	-
11:20	0.0	0.0	11:20	0.0	0.0	-
11:21	0.0	0.0	11:21	0.0	0.0	-
11:22	0.0	0.0	11:22	0.0	0.0	-
11:23	0.0	0.0	11:23	0.0	0.0	-
11:24	0.0	0.0	11:24	0.0	0.0	-
11:25	0.0	0.0	11:25	0.0	0.0	-
11:26	0.0	0.0	11:26	0.0	0.0	-
11:27	0.0	0.0	11:27	0.0	0.0	-
11:28	0.0	0.0	11:28	0.0	0.0	-
11:29	0.0	0.0	11:29	0.0	0.0	-
11:30	0.0	0.0	11:30	0.0	0.0	-
11:31	0.0	0.0	11:31	0.0	0.0	-
11:32	0.0	0.0	11:32	0.0	0.0	-
11:33	0.0	0.0	11:33	0.0	0.0	-
11:34	0.0	0.0	11:34	0.0	0.0	-

Grand Union Bowling Alley Site
BCP #360222
150 Westchester Avenue, Port Chester
March 11, 2025

PID DATA						
Upwind			Downwind			
Time	Concentration (ppm)	15-Min Avg Concentration (ppm)	Time	Concentration (ppm)	15-Min Avg Concentration (ppm)	Exceeds VOC Alarm Limit
11:35	0.0	0.0	11:35	0.0	0.0	-
11:36	0.0	0.0	11:36	0.0	0.0	-
11:37	0.0	0.0	11:37	0.0	0.0	-
11:38	0.0	0.0	11:38	0.0	0.0	-
11:39	0.0	0.0	11:39	0.0	0.0	-
11:40	0.0	0.0	11:40	0.0	0.0	-
11:41	0.0	0.0	11:41	0.0	0.0	-
11:42	0.0	0.0	11:42	0.0	0.0	-
11:43	0.0	0.0	11:43	0.0	0.0	-
11:44	0.0	0.0	11:44	0.0	0.0	-
11:45	0.0	0.0	11:45	0.0	0.0	-
11:46	0.0	0.0	11:46	0.0	0.0	-
11:47	0.0	0.0	11:47	0.0	0.0	-
11:48	0.0	0.0	11:48	0.0	0.0	-
11:49	0.0	0.0	11:49	0.0	0.0	-
11:50	0.0	0.0	11:50	0.0	0.0	-
11:51	0.0	0.0	11:51	0.0	0.0	-
11:52	0.0	0.0	11:52	0.0	0.0	-
11:53	0.0	0.0	11:53	0.0	0.0	-
11:54	0.0	0.0	11:54	0.0	0.0	-
11:55	0.0	0.0	11:55	0.0	0.0	-
11:56	0.0	0.0	11:56	0.0	0.0	-
11:57	0.0	0.0	11:57	0.0	0.0	-
11:58	0.0	0.0	11:58	0.0	0.0	-
11:59	0.0	0.0	11:59	0.0	0.0	-
12:00	0.0	0.0	12:00	0.0	0.0	-
12:01	0.0	0.0	12:01	0.0	0.0	-
12:02	0.0	0.0	12:02	0.0	0.0	-
12:03	0.0	0.0	12:03	0.0	0.0	-
12:04	0.0	0.0	12:04	0.0	0.0	-
12:05	0.0	0.0	12:05	0.0	0.0	-
12:06	0.0	0.0	12:06	0.0	0.0	-
12:07	0.0	0.0	12:07	0.0	0.0	-
12:08	0.0	0.0	12:08	0.0	0.0	-
12:09	0.0	0.0	12:09	0.0	0.0	-
12:10	0.0	0.0	12:10	0.0	0.0	-
12:11	0.0	0.0	12:11	0.0	0.0	-
12:12	0.0	0.0	12:12	0.0	0.0	-
12:13	0.0	0.0	12:13	0.0	0.0	-
12:14	0.0	0.0	12:14	0.0	0.0	-
12:15	0.0	0.0	12:15	0.0	0.0	-
12:16	0.0	0.0	12:16	0.0	0.0	-
12:17	0.0	0.0	12:17	0.0	0.0	-
12:18	0.0	0.0	12:18	0.0	0.0	-
12:19	0.0	0.0	12:19	0.0	0.0	-
12:20	0.0	0.0	12:20	0.0	0.0	-
12:21	0.0	0.0	12:21	0.0	0.0	-
12:22	0.0	0.0	12:22	0.0	0.0	-

Grand Union Bowling Alley Site
BCP #360222
150 Westchester Avenue, Port Chester
March 11, 2025

PID DATA						
Upwind			Downwind			
Time	Concentration (ppm)	15-Min Avg Concentration (ppm)	Time	Concentration (ppm)	15-Min Avg Concentration (ppm)	Exceeds VOC Alarm Limit
12:23	0.0	0.0	12:23	0.0	0.0	-
12:24	0.0	0.0	12:24	0.0	0.0	-
12:25	0.0	0.0	12:25	0.0	0.0	-
12:26	0.0	0.0	12:26	0.0	0.0	-
12:27	0.0	0.0	12:27	0.0	0.0	-
12:28	0.0	0.0	12:28	0.0	0.0	-
12:29	0.0	0.0	12:29	0.0	0.0	-
12:30	0.0	0.0	12:30	0.0	0.0	-
12:31	0.0	0.0	12:31	0.0	0.0	-
12:32	0.0	0.0	12:32	0.0	0.0	-
12:33	0.0	0.0	12:33	0.0	0.0	-
12:34	0.0	0.0	12:34	0.0	0.0	-
12:35	0.0	0.0	12:35	0.0	0.0	-
12:36	0.0	0.0	12:36	0.0	0.0	-
12:37	0.0	0.0	12:37	0.0	0.0	-
12:38	0.0	0.0	12:38	0.0	0.0	-
12:39	0.0	0.0	12:39	0.0	0.0	-
12:40	0.0	0.0	12:40	0.0	0.0	-
12:41	0.0	0.0	12:41	0.0	0.0	-
12:42	0.0	0.0	12:42	0.0	0.0	-
12:43	0.0	0.0	12:43	0.0	0.0	-
12:44	0.0	0.0	12:44	0.0	0.0	-
12:45	0.0	0.0	12:45	0.0	0.0	-
12:46	0.0	0.0	12:46	0.0	0.0	-
12:47	0.0	0.0	12:47	0.0	0.0	-
12:48	0.0	0.0	12:48	0.0	0.0	-
12:49	0.0	0.0	12:49	0.0	0.0	-
12:50	0.0	0.0	12:50	0.0	0.0	-
12:51	0.0	0.0	12:51	0.0	0.0	-
12:52	0.0	0.0	12:52	0.0	0.0	-
12:53	0.0	0.0	12:53	0.0	0.0	-
12:54	0.0	0.0	12:54	0.0	0.0	-
12:55	0.0	0.0	12:55	0.0	0.0	-
12:56	0.0	0.0	12:56	0.0	0.0	-
12:57	0.0	0.0	12:57	0.0	0.0	-
12:58	0.0	0.0	12:58	0.0	0.0	-
12:59	0.0	0.0	12:59	0.0	0.0	-
13:00	0.0	0.0	13:00	0.0	0.0	-
13:01	0.0	0.0	13:01	0.0	0.0	-
13:02	0.0	0.0	13:02	0.0	0.0	-
13:03	0.0	0.0	13:03	0.0	0.0	-
13:04	0.0	0.0	13:04	0.0	0.0	-
13:05	0.0	0.0	13:05	0.0	0.0	-
13:06	0.0	0.0	13:06	0.0	0.0	-
13:07	0.0	0.0	13:07	0.0	0.0	-
13:08	0.0	0.0	13:08	0.0	0.0	-
13:09	0.0	0.0	13:09	0.0	0.0	-
13:10	0.0	0.0	13:10	0.0	0.0	-

Grand Union Bowling Alley Site
BCP #360222
150 Westchester Avenue, Port Chester
March 11, 2025

PID DATA						
Upwind			Downwind			
Time	Concentration (ppm)	15-Min Avg Concentration (ppm)	Time	Concentration (ppm)	15-Min Avg Concentration (ppm)	Exceeds VOC Alarm Limit
13:11	0.0	0.0	13:11	0.0	0.0	-
13:12	0.0	0.0	13:12	0.0	0.0	-
13:13	0.0	0.0	13:13	0.0	0.0	-
13:14	0.0	0.0	13:14	0.0	0.0	-
13:15	0.0	0.0	13:15	0.0	0.0	-
13:16	0.0	0.0	13:16	0.0	0.0	-
13:17	0.0	0.0	13:17	0.0	0.0	-
13:18	0.0	0.0	13:18	0.0	0.0	-
13:19	0.0	0.0	13:19	0.0	0.0	-
13:20	0.0	0.0	13:20	0.0	0.0	-
13:21	0.0	0.0	13:21	0.0	0.0	-
13:22	0.0	0.0	13:22	0.0	0.0	-
13:23	0.0	0.0	13:23	0.0	0.0	-
13:24	0.0	0.0	13:24	0.0	0.0	-
13:25	0.0	0.0	13:25	0.0	0.0	-
13:26	0.0	0.0	13:26	0.0	0.0	-
13:27	0.0	0.0	13:27	0.0	0.0	-
13:28	0.0	0.0	13:28	0.0	0.0	-
13:29	0.0	0.0	13:29	0.0	0.0	-
13:30	0.0	0.0	13:30	0.0	0.0	-
13:31	0.0	0.0	13:31	0.0	0.0	-
13:32	0.0	0.0	13:32	0.0	0.0	-
13:33	0.0	0.0	13:33	0.0	0.0	-
13:34	0.0	0.0	13:34	0.0	0.0	-
13:35	0.0	0.0	13:35	0.0	0.0	-
13:36	0.0	0.0	13:36	0.0	0.0	-
13:37	0.0	0.0	13:37	0.0	0.0	-
13:38	0.0	0.0	13:38	0.0	0.0	-
13:39	0.0	0.0	13:39	0.0	0.0	-
13:40	0.0	0.0	13:40	0.0	0.0	-
13:41	0.0	0.0	13:41	0.0	0.0	-
13:42	0.0	0.0	13:42	0.0	0.0	-
13:43	0.0	0.0	13:43	0.0	0.0	-
13:44	0.0	0.0	13:44	0.0	0.0	-
13:45	0.0	0.0	13:45	0.0	0.0	-
13:46	0.0	0.0	13:46	0.0	0.0	-
13:47	0.0	0.0	13:47	0.0	0.0	-
13:48	0.0	0.0	13:48	0.0	0.0	-
13:49	0.0	0.0	13:49	0.0	0.0	-
13:50	0.0	0.0	13:50	0.0	0.0	-
13:51	0.0	0.0	13:51	0.0	0.0	-
13:52	0.0	0.0	13:52	0.0	0.0	-
13:53	0.0	0.0	13:53	0.0	0.0	-
13:54	0.0	0.0	13:54	0.0	0.0	-
13:55	0.0	0.0	13:55	0.0	0.0	-
13:56	0.0	0.0	13:56	0.0	0.0	-
13:57	0.0	0.0	13:57	0.0	0.0	-
13:58	0.0	0.0	13:58	0.0	0.0	-

Grand Union Bowling Alley Site
BCP #360222
150 Westchester Avenue, Port Chester
March 11, 2025

PID DATA						
Upwind			Downwind			
Time	Concentration (ppm)	15-Min Avg Concentration (ppm)	Time	Concentration (ppm)	15-Min Avg Concentration (ppm)	Exceeds VOC Alarm Limit
13:59	0.0	0.0	13:59	0.0	0.0	-
14:00	0.0	0.0	14:00	0.0	0.0	-
14:01	0.0	0.0	14:01	0.0	0.0	-
14:02	0.0	0.0	14:02	0.0	0.0	-
14:03	0.0	0.0	14:03	0.0	0.0	-
14:04	0.0	0.0	14:04	0.0	0.0	-
14:05	0.0	0.0	14:05	0.0	0.0	-
14:06	0.0	0.0	14:06	0.0	0.0	-
14:07	0.0	0.0	14:07	0.0	0.0	-
14:08	0.0	0.0	14:08	0.0	0.0	-
14:09	0.0	0.0	14:09	0.0	0.0	-
14:10	0.0	0.0	14:10	0.0	0.0	-
14:11	0.0	0.0	14:11	0.0	0.0	-
14:12	0.0	0.0	14:12	0.0	0.0	-
14:13	0.0	0.0	14:13	0.0	0.0	-
14:14	0.0	0.0	14:14	0.0	0.0	-
14:15	0.0	0.0	14:15	0.0	0.0	-
14:16	0.0	0.0	14:16	0.0	0.0	-
14:17	0.0	0.0	14:17	0.0	0.0	-
14:18	0.0	0.0	14:18	0.0	0.0	-
14:19	0.0	0.0	14:19	0.0	0.0	-
14:20	0.0	0.0	14:20	0.0	0.0	-
14:21	0.0	0.0	14:21	0.0	0.0	-
14:22	0.0	0.0	14:22	0.0	0.0	-
14:23	0.0	0.0	14:23	0.0	0.0	-
14:24	0.0	0.0	14:24	0.0	0.0	-
14:25	0.0	0.0	14:25	0.0	0.0	-
14:26	0.0	0.0	14:26	0.0	0.0	-
14:27	0.0	0.0	14:27	0.0	0.0	-
14:28	0.0	0.0	14:28	0.0	0.0	-
14:29	0.0	0.0	14:29	0.0	0.0	-
14:30	0.0	0.0	14:30	0.0	0.0	-
14:31	0.0	0.0	14:31	0.0	0.0	-
14:32	0.0	0.0	14:32	0.0	0.0	-
14:33	0.0	0.0	14:33	0.0	0.0	-
14:34	0.0	0.0	14:34	0.0	0.0	-
14:35	0.0	0.0	14:35	0.0	0.0	-
14:36	0.0	0.0	14:36	0.0	0.0	-
14:37	0.0	0.0	14:37	0.0	0.0	-
14:38	0.0	0.0	14:38	0.0	0.0	-
14:39	0.0	0.0	14:39	0.0	0.0	-
14:40	0.0	0.0	14:40	0.0	0.0	-
14:41	0.0	0.0	14:41	0.0	0.0	-
14:42	0.0	0.0	14:42	0.0	0.0	-
14:43	0.0	0.0	14:43	0.0	0.0	-
14:44	0.0	0.0	14:44	0.0	0.0	-
14:45	0.0	0.0	14:45	0.0	0.0	-
14:46	0.0	0.0	14:46	0.0	0.0	-

Grand Union Bowling Alley Site
BCP #360222
150 Westchester Avenue, Port Chester
March 11, 2025

PID DATA						
Upwind			Downwind			
Time	Concentration (ppm)	15-Min Avg Concentration (ppm)	Time	Concentration (ppm)	15-Min Avg Concentration (ppm)	Exceeds VOC Alarm Limit
14:47	0.0	0.0	14:47	0.0	0.0	-
14:48	0.0	0.0	14:48	0.0	0.0	-
14:49	0.0	0.0	14:49	0.0	0.0	-
14:50	0.0	0.0	14:50	0.0	0.0	-
14:51	0.0	0.0	14:51	0.0	0.0	-
14:52	0.0	0.0	14:52	0.0	0.0	-
14:53	0.0	0.0	14:53	0.0	0.0	-
14:54	0.0	0.0	14:54	0.0	0.0	-
14:55	0.0	0.0	14:55	0.0	0.0	-
14:56	0.0	0.0	14:56	0.0	0.0	-
14:57	0.0	0.0	14:57	0.0	0.0	-
14:58	0.0	0.0	14:58	0.0	0.0	-
14:59	0.0	0.0	14:59	0.0	0.0	-
15:00	0.0	0.0	15:00	0.0	0.0	-
15:01	0.0	0.0	15:01	0.0	0.0	-
15:02	0.0	0.0	15:02	0.0	0.0	-
15:03	0.0	0.0	15:03	0.0	0.0	-
15:04	0.0	0.0	15:04	0.0	0.0	-
15:05	0.0	0.0	15:05	0.0	0.0	-
15:06	0.0	0.0	15:06	0.0	0.0	-
15:07	0.0	0.0	15:07	0.0	0.0	-
15:08	0.0	0.0	15:08	0.0	0.0	-
15:09	0.0	0.0	15:09	0.0	0.0	-
15:10	0.0	0.0	15:10	0.0	0.0	-
15:11	0.0	0.0	15:11	0.0	0.0	-
15:12	0.0	0.0	15:12	0.0	0.0	-
15:13	0.0	0.0	15:13	0.0	0.0	-
15:14	0.0	0.0	15:14	0.0	0.0	-
15:15	0.0	0.0	15:15	0.0	0.0	-
15:16	0.0	0.0	15:16	0.0	0.0	-
15:17	0.0	0.0	15:17	0.0	0.0	-
15:18	0.0	0.0	15:18	0.0	0.0	-
15:19	0.0	0.0	15:19	0.0	0.0	-
15:20	0.0	0.0	15:20	0.0	0.0	-
15:21	0.0	0.0	15:21	0.0	0.0	-
15:22	0.0	0.0	15:22	0.0	0.0	-
15:23	0.0	0.0	15:23	0.0	0.0	-
15:24	0.0	0.0	15:24	0.0	0.0	-
15:25	0.0	0.0	15:25	0.0	0.0	-
15:26	0.0	0.0	15:26	0.0	0.0	-
15:27	0.0	0.0	15:27	0.0	0.0	-
15:28	0.0	0.0	15:28	0.0	0.0	-
15:29	0.0	0.0	15:29	0.0	0.0	-
15:30	0.0	0.0	15:30	0.0	0.0	-
15:31	0.0	0.0	15:31	0.0	0.0	-
15:32	0.0	0.0	15:32	0.0	0.0	-
15:33	0.0	0.0	15:33	0.0	0.0	-
15:34	0.0	0.0	15:34	0.0	0.0	-

Grand Union Bowling Alley Site
BCP #360222
150 Westchester Avenue, Port Chester
March 11, 2025

PID DATA						
Upwind			Downwind			
Time	Concentration (ppm)	15-Min Avg Concentration (ppm)	Time	Concentration (ppm)	15-Min Avg Concentration (ppm)	Exceeds VOC Alarm Limit
15:35	0.0	0.0	15:35	0.0	0.0	-
15:36	0.0	0.0	15:36	0.0	0.0	-
15:37	0.0	0.0	15:37	0.0	0.0	-

SESI CONSULTING ENGINEERS

959 US-46 Floor 3, Suite 300 - Parsippany-Troy Hills, NJ

DAILY AIR MONITORING REPORT
150 Westchester Avenue
Port Chester, New York

03/12/2025

Rev. No. 0 | Page 1 of 2

Project Number: 11895A

Dust Action Level: 150 µg/m^3

VOC Action Level: 5 ppm

Weather Data Range for Work Day		Wind Direction	NNE	Relative Humidity (%)	37.0 - 55.0	Daily Rain Total (in)	0.00	Readings in the summary table and graphs below are the reported downwind concentrations.
Temperature (°F)	45.0 - 51.0	Wind Speed (MPH)	2.9 - 6.5	Barometer (inHg)	29.90 - 30.00	Avg. Dew Point Temp (°F)	27.8	

Station Location	Daily Avg. Dust Concentration (µg/m^3)	Max 15-Min Dust Concentration (µg/m^3)	Time of Max Dust Reading	Daily Avg. VOC Concentration (ppm)	Max 15-Min VOC Concentration (ppm)	Time of Max VOC Reading
Upwind	42.4	66.4	14:38	0.0	0.0	10:31
Downwind	39.9	73.3	10:41	0.0	0.0	10:32

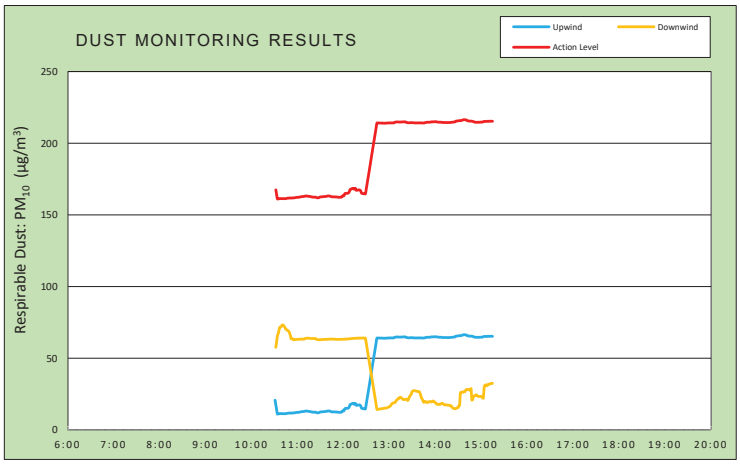

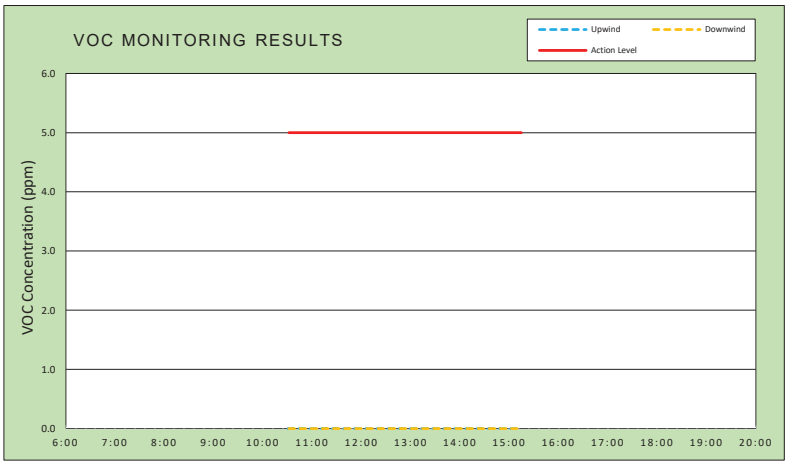

Air Monitoring Notes:

Weather Notes:

EMILCOTT
A Triumvirate Environmental Company

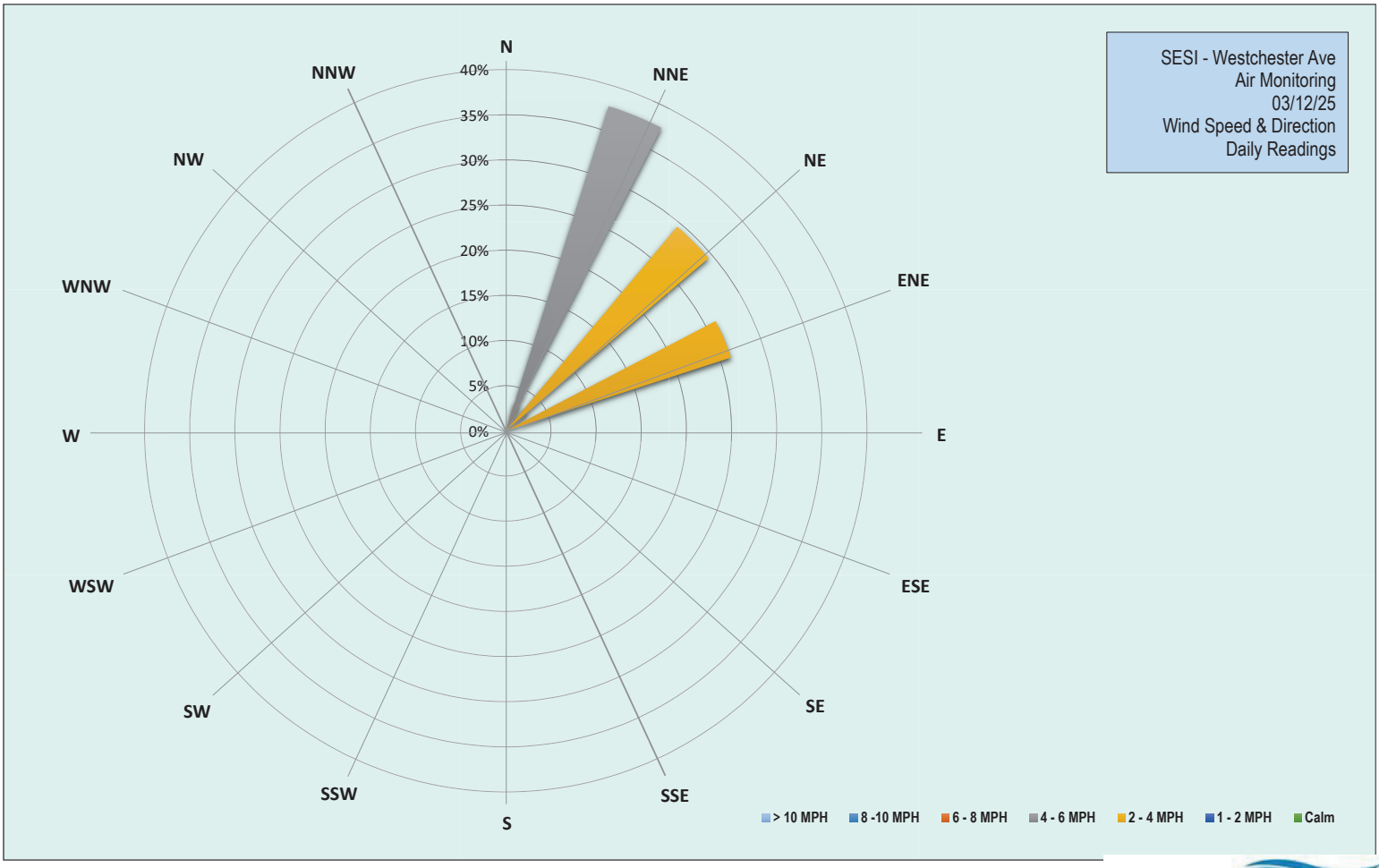

EMILCOTT
A Triumvirate Environmental Company

Grand Union Bowling Alley Site
BCP #360222
150 Westchester Avenue, Port Chester
March 12, 2025

Wednesday, March 12, 2025

Number of Instances Where Downwind Particulates Exceeds Upwind Particulate + 150 =	**0**
Number of Comparable Data Points =	**284**
Start Time:	**10:16**
End Time:	**15:15**

PARTICULATE DATA

Upwind			Downwind			
Time	**Concentration (ug/m^3)**	**15-Min Avg Concentration (ug/m^3)**	**Time**	**Concentration (ug/m^3)**	**15-Min Avg Concentration (ug/m^3)**	**Exceeds Particulate Alarm Limit**
10:16	59.5	-	10:16	-	-	-
10:17	59.5	-	10:17	9.5	-	-
10:18	59.0	-	10:18	10.0	-	-
10:19	59.0	-	10:19	10.0	-	-
10:20	10.3	-	10:20	58.5	-	-
10:21	10.3	-	10:21	58.3	-	-
10:22	10.0	-	10:22	59.0	-	-
10:23	10.8	-	10:23	59.0	-	-
10:24	12.3	-	10:24	59.0	-	-
10:25	12.0	-	10:25	59.0	-	-
10:26	11.3	-	10:26	59.0	-	-
10:27	12.5	-	10:27	68.0	-	-
10:28	10.8	-	10:28	72.0	-	-
10:29	12.0	-	10:29	74.3	-	-
10:30	11.0	-	10:30	80.3	-	-
10:31	10.5	20.7	10:31	65.8	-	-
10:32	11.0	17.5	10:32	72.3	57.6	-
10:33	11.0	14.3	10:33	67.3	61.4	-
10:34	11.3	11.1	10:34	71.5	65.5	-
10:35	11.5	11.2	10:35	79.3	66.9	-
10:36	11.3	11.3	10:36	90.5	69.1	-
10:37	12.0	11.4	10:37	95.8	71.5	-
10:38	11.0	11.4	10:38	63.3	71.8	-
10:39	11.0	11.3	10:39	62.5	72.0	-
10:40	12.8	11.4	10:40	74.0	73.0	-
10:41	11.3	11.4	10:41	62.8	73.3	-
10:42	11.8	11.3	10:42	62.0	72.9	-
10:43	11.5	11.4	10:43	62.3	72.2	-
10:44	11.3	11.3	10:44	62.5	71.5	-
10:45	11.5	11.4	10:45	62.5	70.3	-
10:46	13.0	11.5	10:46	63.5	70.1	-
10:47	12.8	11.7	10:47	62.8	69.5	-
10:48	11.5	11.7	10:48	63.3	69.2	-
10:49	12.5	11.8	10:49	63.0	68.7	-
10:50	12.0	11.8	10:50	63.0	67.6	-
10:51	11.3	11.8	10:51	63.0	65.7	-
10:52	11.0	11.7	10:52	63.5	63.6	-
10:53	12.5	11.8	10:53	63.5	63.6	-
10:54	11.5	11.9	10:54	63.3	63.7	-
10:55	12.5	11.9	10:55	63.3	62.9	-
10:56	12.5	11.9	10:56	63.3	63.0	-
10:57	13.0	12.0	10:57	63.3	63.1	-
10:58	12.8	12.1	10:58	63.0	63.1	-
10:59	13.3	12.2	10:59	63.0	63.1	-

Grand Union Bowling Alley Site
BCP #360222
150 Westchester Avenue, Port Chester
March 12, 2025

PARTICULATE DATA						
Upwind			Downwind			Exceeds Particulate Alarm Limit
Time	Concentration (ug/m^3)	15-Min Avg Concentration (ug/m^3)	Time	Concentration (ug/m^3)	15-Min Avg Concentration (ug/m^3)	
11:00	12.8	12.3	11:00	63.3	63.2	-
11:01	12.5	12.3	11:01	64.0	63.2	-
11:02	12.8	12.3	11:02	63.5	63.3	-
11:03	14.8	12.5	11:03	63.8	63.3	-
11:04	13.0	12.5	11:04	63.3	63.3	-
11:05	14.0	12.7	11:05	63.0	63.3	-
11:06	13.0	12.8	11:06	64.0	63.4	-
11:07	12.0	12.9	11:07	63.0	63.4	-
11:08	12.0	12.8	11:08	63.3	63.3	-
11:09	13.0	12.9	11:09	63.0	63.3	-
11:10	14.5	13.1	11:10	70.0	63.8	-
11:11	15.3	13.2	11:11	65.0	63.9	-
11:12	12.0	13.2	11:12	64.8	64.0	-
11:13	12.5	13.2	11:13	63.5	64.0	-
11:14	11.5	13.0	11:14	63.0	64.0	-
11:15	11.8	13.0	11:15	63.0	64.0	-
11:16	11.5	12.9	11:16	62.5	63.9	-
11:17	11.5	12.8	11:17	63.0	63.9	-
11:18	12.3	12.7	11:18	62.5	63.8	-
11:19	11.8	12.6	11:19	62.8	63.8	-
11:20	12.5	12.5	11:20	63.5	63.8	-
11:21	11.3	12.4	11:21	63.0	63.7	-
11:22	12.5	12.4	11:22	63.8	63.8	-
11:23	12.8	12.4	11:23	63.0	63.8	-
11:24	12.0	12.4	11:24	62.8	63.7	-
11:25	11.3	12.2	11:25	62.3	63.2	-
11:26	12.3	12.0	11:26	62.8	63.1	-
11:27	12.3	12.0	11:27	62.8	62.9	-
11:28	13.3	12.0	11:28	63.3	62.9	-
11:29	15.8	12.3	11:29	63.3	62.9	-
11:30	15.0	12.5	11:30	63.3	63.0	-
11:31	12.3	12.6	11:31	63.5	63.0	-
11:32	12.8	12.7	11:32	63.0	63.0	-
11:33	12.5	12.7	11:33	63.8	63.1	-
11:34	12.8	12.7	11:34	63.5	63.2	-
11:35	13.0	12.8	11:35	64.0	63.2	-
11:36	12.8	12.9	11:36	63.0	63.2	-
11:37	12.8	12.9	11:37	63.8	63.2	-
11:38	13.5	12.9	11:38	63.3	63.2	-
11:39	15.0	13.1	11:39	63.0	63.2	-
11:40	12.5	13.2	11:40	63.0	63.3	-
11:41	12.3	13.2	11:41	63.0	63.3	-
11:42	11.5	13.2	11:42	64.0	63.4	-
11:43	11.8	13.1	11:43	63.3	63.4	-
11:44	12.0	12.8	11:44	63.3	63.4	-
11:45	12.0	12.6	11:45	63.5	63.4	-
11:46	12.3	12.6	11:46	63.0	63.4	-
11:47	12.5	12.6	11:47	63.0	63.4	-
11:48	12.5	12.6	11:48	63.3	63.3	-

Grand Union Bowling Alley Site
BCP #360222
150 Westchester Avenue, Port Chester
March 12, 2025

PARTICULATE DATA						
Upwind			Downwind			Exceeds Particulate Alarm Limit
Time	Concentration (ug/m^3)	15-Min Avg Concentration (ug/m^3)	Time	Concentration (ug/m^3)	15-Min Avg Concentration (ug/m^3)	
11:49	12.5	12.6	11:49	63.0	63.3	-
11:50	12.3	12.5	11:50	63.0	63.2	-
11:51	12.5	12.5	11:51	63.3	63.2	-
11:52	12.3	12.5	11:52	63.0	63.2	-
11:53	12.3	12.4	11:53	63.0	63.2	-
11:54	13.0	12.3	11:54	63.3	63.2	-
11:55	13.3	12.3	11:55	63.5	63.2	-
11:56	12.5	12.3	11:56	63.8	63.3	-
11:57	12.3	12.4	11:57	63.3	63.2	-
11:58	12.8	12.5	11:58	63.5	63.2	-
11:59	25.3	13.3	11:59	63.5	63.3	-
12:00	12.3	13.4	12:00	63.5	63.3	-
12:01	12.0	13.3	12:01	64.0	63.3	-
12:02	35.3	14.9	12:02	63.8	63.4	-
12:03	13.3	14.9	12:03	63.3	63.4	-
12:04	15.0	15.1	12:04	63.0	63.4	-
12:05	12.8	15.1	12:05	63.8	63.4	-
12:06	12.8	15.1	12:06	64.0	63.5	-
12:07	16.5	15.4	12:07	63.8	63.5	-
12:08	25.5	16.3	12:08	64.3	63.6	-
12:09	34.8	17.7	12:09	64.3	63.7	-
12:10	14.8	17.8	12:10	64.0	63.7	-
12:11	19.0	18.3	12:11	64.0	63.7	-
12:12	14.8	18.4	12:12	64.3	63.8	-
12:13	15.3	18.6	12:13	64.3	63.8	-
12:14	15.8	18.0	12:14	64.5	63.9	-
12:15	17.3	18.3	12:15	64.0	63.9	-
12:16	15.3	18.5	12:16	64.0	63.9	-
12:17	14.8	17.2	12:17	64.0	64.0	-
12:18	16.0	17.3	12:18	64.0	64.0	-
12:19	15.0	17.3	12:19	63.8	64.1	-
12:20	14.0	17.4	12:20	64.0	64.1	-
12:21	13.3	17.5	12:21	64.0	64.1	-
12:22	13.5	17.3	12:22	64.3	64.1	-
12:23	14.5	16.5	12:23	64.0	64.1	-
12:24	13.8	15.1	12:24	64.3	64.1	-
12:25	15.0	15.1	12:25	64.0	64.1	-
12:26	14.8	14.9	12:26	64.0	64.1	-
12:27	14.3	14.8	12:27	64.0	64.1	-
12:28	14.3	14.8	12:28	64.5	64.1	-
12:29	14.5	14.7	12:29	64.0	64.1	-
12:30	64.0	17.8	12:30	16.5	60.9	-
12:31	64.3	21.1	12:31	14.3	57.6	-
12:32	64.0	24.3	12:32	14.3	54.3	-
12:33	64.0	27.5	12:33	14.0	50.9	-
12:34	64.3	30.8	12:34	13.5	47.6	-
12:35	64.0	34.2	12:35	15.3	44.3	-
12:36	64.0	37.5	12:36	14.5	41.0	-
12:37	65.0	41.0	12:37	14.0	37.7	-

Grand Union Bowling Alley Site
BCP #360222
150 Westchester Avenue, Port Chester
March 12, 2025

PARTICULATE DATA						
Upwind			Downwind			Exceeds Particulate Alarm Limit
Time	Concentration (ug/m^3)	15-Min Avg Concentration (ug/m^3)	Time	Concentration (ug/m^3)	15-Min Avg Concentration (ug/m^3)	
12:38	64.3	44.3	12:38	14.3	34.4	-
12:39	64.0	47.6	12:39	14.3	31.0	-
12:40	64.0	50.9	12:40	15.5	27.8	-
12:41	64.0	54.2	12:41	14.0	24.5	-
12:42	64.0	57.5	12:42	14.3	21.1	-
12:43	64.0	60.8	12:43	13.5	17.7	-
12:44	64.0	64.1	12:44	13.5	14.4	-
12:45	64.0	64.1	12:45	16.3	14.4	-
12:46	64.0	64.1	12:46	14.8	14.4	-
12:47	64.0	64.1	12:47	16.3	14.5	-
12:48	64.0	64.1	12:48	15.8	14.6	-
12:49	64.0	64.1	12:49	15.0	14.7	-
12:50	63.8	64.1	12:50	15.3	14.7	-
12:51	64.0	64.1	12:51	15.5	14.8	-
12:52	64.0	64.0	12:52	17.5	15.0	-
12:53	64.0	64.0	12:53	16.0	15.2	-
12:54	64.0	64.0	12:54	15.5	15.2	-
12:55	64.3	64.0	12:55	14.8	15.2	-
12:56	64.3	64.0	12:56	15.3	15.3	-
12:57	65.0	64.1	12:57	16.3	15.4	-
12:58	64.8	64.1	12:58	18.0	15.7	-
12:59	64.3	64.2	12:59	16.8	15.9	-
13:00	64.3	64.2	13:00	19.3	16.1	-
13:01	64.0	64.2	13:01	20.3	16.5	-
13:02	64.5	64.2	13:02	23.5	17.0	-
13:03	64.0	64.2	13:03	29.5	17.9	-
13:04	64.0	64.2	13:04	22.8	18.4	-
13:05	63.8	64.2	13:05	21.3	18.8	-
13:06	63.8	64.2	13:06	18.3	19.0	-
13:07	70.0	64.6	13:07	17.5	19.0	-
13:08	64.8	64.6	13:08	20.5	19.3	-
13:09	66.8	64.8	13:09	32.0	20.4	-
13:10	65.0	64.9	13:10	21.5	20.8	-
13:11	64.3	64.9	13:11	21.8	21.3	-
13:12	64.0	64.8	13:12	28.8	22.1	-
13:13	64.3	64.8	13:13	16.8	22.0	-
13:14	64.8	64.8	13:14	29.5	22.9	-
13:15	64.3	64.8	13:15	16.3	22.7	-
13:16	64.3	64.8	13:16	15.5	22.4	-
13:17	65.0	64.9	13:17	17.8	22.0	-
13:18	64.5	64.9	13:18	20.5	21.4	-
13:19	64.5	64.9	13:19	19.5	21.2	-
13:20	64.0	64.9	13:20	23.5	21.3	-
13:21	64.0	65.0	13:21	18.8	21.3	-
13:22	64.5	64.6	13:22	20.0	21.5	-
13:23	63.8	64.5	13:23	18.3	21.4	-
13:24	64.3	64.4	13:24	19.8	20.5	-
13:25	64.0	64.3	13:25	30.0	21.1	-
13:26	64.0	64.3	13:26	42.0	22.5	-

Grand Union Bowling Alley Site
BCP #360222
150 Westchester Avenue, Port Chester
March 12, 2025

PARTICULATE DATA						
Upwind			Downwind			Exceeds Particulate Alarm Limit
Time	Concentration (ug/m^3)	15-Min Avg Concentration (ug/m^3)	Time	Concentration (ug/m^3)	15-Min Avg Concentration (ug/m^3)	
13:27	64.3	64.3	13:27	44.5	23.5	-
13:28	66.0	64.4	13:28	30.0	24.4	-
13:29	64.3	64.4	13:29	40.3	25.1	-
13:30	63.8	64.3	13:30	41.8	26.8	-
13:31	64.0	64.3	13:31	20.8	27.2	-
13:32	64.0	64.3	13:32	20.3	27.3	-
13:33	64.0	64.2	13:33	22.8	27.5	-
13:34	64.0	64.2	13:34	15.8	27.2	-
13:35	64.0	64.2	13:35	22.8	27.2	-
13:36	64.3	64.2	13:36	15.5	27.0	-
13:37	64.3	64.2	13:37	18.3	26.8	-
13:38	64.0	64.2	13:38	20.0	27.0	-
13:39	64.3	64.2	13:39	15.0	26.6	-
13:40	64.0	64.2	13:40	21.8	26.1	-
13:41	64.3	64.2	13:41	19.8	24.6	-
13:42	64.5	64.2	13:42	15.3	22.7	-
13:43	64.5	64.1	13:43	16.0	21.7	-
13:44	64.0	64.1	13:44	23.5	20.6	-
13:45	64.3	64.2	13:45	22.8	19.3	-
13:46	64.5	64.2	13:46	21.5	19.4	-
13:47	67.0	64.4	13:47	27.5	19.9	-
13:48	65.5	64.5	13:48	16.0	19.4	-
13:49	66.0	64.6	13:49	18.3	19.6	-
13:50	64.5	64.7	13:50	16.5	19.2	-
13:51	64.3	64.7	13:51	18.5	19.4	-
13:52	64.5	64.7	13:52	24.3	19.8	-
13:53	64.0	64.7	13:53	18.8	19.7	-
13:54	65.0	64.7	13:54	16.8	19.8	-
13:55	67.0	64.9	13:55	17.3	19.5	-
13:56	64.5	64.9	13:56	23.3	19.7	-
13:57	64.5	64.9	13:57	21.0	20.1	-
13:58	64.5	64.9	13:58	16.3	20.1	-
13:59	64.5	65.0	13:59	15.3	19.6	-
14:00	65.3	65.0	14:00	15.3	19.1	-
14:01	64.8	65.1	14:01	17.3	18.8	-
14:02	64.5	64.9	14:02	15.8	18.0	-
14:03	64.8	64.8	14:03	15.0	18.0	-
14:04	64.3	64.7	14:04	16.5	17.8	-
14:05	64.3	64.7	14:05	18.8	18.0	-
14:06	64.0	64.7	14:06	14.8	17.7	-
14:07	64.0	64.7	14:07	30.0	18.1	-
14:08	64.3	64.7	14:08	22.0	18.3	-
14:09	64.3	64.6	14:09	20.5	18.6	-
14:10	64.5	64.5	14:10	16.3	18.5	-
14:11	64.8	64.5	14:11	14.5	17.9	-
14:12	64.3	64.5	14:12	15.8	17.6	-
14:13	65.0	64.5	14:13	15.3	17.5	-
14:14	64.5	64.5	14:14	14.8	17.5	-
14:15	64.5	64.4	14:15	15.0	17.5	-

Grand Union Bowling Alley Site
BCP #360222
150 Westchester Avenue, Port Chester
March 12, 2025

PARTICULATE DATA						
Upwind			Downwind			Exceeds Particulate Alarm Limit
Time	Concentration (ug/m^3)	15-Min Avg Concentration (ug/m^3)	Time	Concentration (ug/m^3)	15-Min Avg Concentration (ug/m^3)	
14:16	64.5	64.4	14:16	15.3	17.3	-
14:17	64.8	64.4	14:17	15.0	17.3	-
14:18	65.0	64.5	14:18	14.5	17.3	-
14:19	64.5	64.5	14:19	14.3	17.1	-
14:20	65.0	64.5	14:20	14.8	16.8	-
14:21	65.0	64.6	14:21	15.8	16.9	-
14:22	65.0	64.7	14:22	15.0	15.9	-
14:23	64.8	64.7	14:23	15.0	15.4	-
14:24	65.0	64.7	14:24	14.5	15.0	-
14:25	66.8	64.9	14:25	14.0	14.9	-
14:26	65.0	64.9	14:26	14.3	14.9	-
14:27	71.5	65.4	14:27	14.8	14.8	-
14:28	65.5	65.4	14:28	21.3	15.2	-
14:29	67.0	65.6	14:29	18.5	15.5	-
14:30	65.3	65.6	14:30	16.5	15.6	-
14:31	65.5	65.7	14:31	35.5	16.9	-
14:32	65.3	65.7	14:32	16.3	17.0	-
14:33	65.5	65.8	14:33	146.0	25.8	-
14:34	66.5	65.9	14:34	22.8	26.3	-
14:35	65.5	65.9	14:35	14.3	26.3	-
14:36	69.0	66.2	14:36	14.3	26.2	-
14:37	67.8	66.4	14:37	22.3	26.7	-
14:38	65.3	66.4	14:38	14.8	26.7	-
14:39	64.8	66.4	14:39	15.8	26.7	-
14:40	65.0	66.3	14:40	30.5	27.8	-
14:41	64.3	66.2	14:41	17.3	28.0	-
14:42	64.3	65.8	14:42	21.0	28.5	-
14:43	64.3	65.7	14:43	16.5	28.1	-
14:44	64.5	65.5	14:44	16.0	28.0	-
14:45	65.0	65.5	14:45	18.5	28.1	-
14:46	65.0	65.5	14:46	29.8	27.7	-
14:47	65.0	65.4	14:47	32.0	28.8	-
14:48	64.8	65.4	14:48	27.3	20.9	-
14:49	64.3	65.2	14:49	27.0	21.1	-
14:50	64.0	65.1	14:50	49.3	23.5	-
14:51	65.0	64.9	14:51	17.0	23.7	-
14:52	64.8	64.7	14:52	26.8	24.0	-
14:53	65.0	64.7	14:53	21.8	24.4	-
14:54	64.8	64.7	14:54	16.8	24.5	-
14:55	64.5	64.6	14:55	18.8	23.7	-
14:56	64.5	64.6	14:56	16.3	23.6	-
14:57	64.3	64.6	14:57	17.0	23.4	-
14:58	64.5	64.7	14:58	16.0	23.3	-
14:59	65.3	64.7	14:59	16.5	23.4	-
15:00	65.3	64.7	15:00	18.8	23.4	-
15:01	65.3	64.7	15:01	26.3	23.2	-
15:02	65.8	64.8	15:02	20.0	22.4	-
15:03	69.3	65.1	15:03	23.0	22.1	-
15:04	66.0	65.2	15:04	136.0	29.3	-

Grand Union Bowling Alley Site
BCP #360222
150 Westchester Avenue, Port Chester
March 12, 2025

PARTICULATE DATA						
Upwind			Downwind			Exceeds Particulate Alarm Limit
Time	Concentration (ug/m^3)	15-Min Avg Concentration (ug/m^3)	Time	Concentration (ug/m^3)	15-Min Avg Concentration (ug/m^3)	
15:05	64.5	65.2	15:05	75.5	31.1	-
15:06	64.8	65.2	15:06	22.5	31.5	-
15:07	64.5	65.2	15:07	20.0	31.0	-
15:08	66.5	65.3	15:08	19.5	30.9	-
15:09	64.8	65.3	15:09	31.8	31.9	-
15:10	64.8	65.3	15:10	17.5	31.8	-
15:11	64.8	65.3	15:11	19.3	32.0	-
15:12	64.5	65.4	15:12	21.5	32.3	-
15:13	64.8	65.4	15:13	17.8	32.4	-
15:14	65.0	65.4	15:14	18.0	32.5	-
15:15	64.8	65.3	15:15	18.0	32.4	-

Grand Union Bowling Alley Site
BCP #360222
150 Westchester Avenue, Port Chester
March 12, 2025

Wednesday, March 12, 2025						
Number of Instances Where Downwind VOCs Exceeds Upwind VOCs + 5 =						0
Number of Comparable Data Points =						284
Start Time:						10:16
End Time:						15:15
PID DATA						
Upwind			Downwind			
Time	Concentration (ppm)	15-Min Avg Concentration (ppm)	Time	Concentration (ppm)	15-Min Avg Concentration (ppm)	Exceeds VOC Alarm Limit
10:16	0.0	-	10:16	-	-	-
10:17	0.0	-	10:17	0.0	-	-
10:18	0.0	-	10:18	0.0	-	-
10:19	0.0	-	10:19	0.0	-	-
10:20	0.0	-	10:20	0.0	-	-
10:21	0.0	-	10:21	0.0	-	-
10:22	0.0	-	10:22	0.0	-	-
10:23	0.0	-	10:23	0.0	-	-
10:24	0.0	-	10:24	0.0	-	-
10:25	0.0	-	10:25	0.0	-	-
10:26	0.0	-	10:26	0.0	-	-
10:27	0.0	-	10:27	0.0	-	-
10:28	0.0	-	10:28	0.0	-	-
10:29	0.0	-	10:29	0.0	-	-
10:30	0.0	-	10:30	0.0	-	-
10:31	0.0	0.0	10:31	0.0	-	-
10:32	0.0	0.0	10:32	0.0	0.0	-
10:33	0.0	0.0	10:33	0.0	0.0	-
10:34	0.0	0.0	10:34	0.0	0.0	-
10:35	0.0	0.0	10:35	0.0	0.0	-
10:36	0.0	0.0	10:36	0.0	0.0	-
10:37	0.0	0.0	10:37	0.0	0.0	-
10:38	0.0	0.0	10:38	0.0	0.0	-
10:39	0.0	0.0	10:39	0.0	0.0	-
10:40	0.0	0.0	10:40	0.0	0.0	-
10:41	0.0	0.0	10:41	0.0	0.0	-
10:42	0.0	0.0	10:42	0.0	0.0	-
10:43	0.0	0.0	10:43	0.0	0.0	-
10:44	0.0	0.0	10:44	0.0	0.0	-
10:45	0.0	0.0	10:45	0.0	0.0	-
10:46	0.0	0.0	10:46	0.0	0.0	-
10:47	0.0	0.0	10:47	0.0	0.0	-
10:48	0.0	0.0	10:48	0.0	0.0	-
10:49	0.0	0.0	10:49	0.0	0.0	-
10:50	0.0	0.0	10:50	0.0	0.0	-
10:51	0.0	0.0	10:51	0.0	0.0	-
10:52	0.0	0.0	10:52	0.0	0.0	-
10:53	0.0	0.0	10:53	0.0	0.0	-
10:54	0.0	0.0	10:54	0.0	0.0	-
10:55	0.0	0.0	10:55	0.0	0.0	-
10:56	0.0	0.0	10:56	0.0	0.0	-
10:57	0.0	0.0	10:57	0.0	0.0	-

Grand Union Bowling Alley Site
BCP #360222
150 Westchester Avenue, Port Chester
March 12, 2025

PID DATA						
Upwind			Downwind			
Time	Concentration (ppm)	15-Min Avg Concentration (ppm)	Time	Concentration (ppm)	15-Min Avg Concentration (ppm)	Exceeds VOC Alarm Limit
10:58	0.0	0.0	10:58	0.0	0.0	-
10:59	0.0	0.0	10:59	0.0	0.0	-
11:00	0.0	0.0	11:00	0.0	0.0	-
11:01	0.0	0.0	11:01	0.0	0.0	-
11:02	0.0	0.0	11:02	0.0	0.0	-
11:03	0.0	0.0	11:03	0.0	0.0	-
11:04	0.0	0.0	11:04	0.0	0.0	-
11:05	0.0	0.0	11:05	0.0	0.0	-
11:06	0.0	0.0	11:06	0.0	0.0	-
11:07	0.0	0.0	11:07	0.0	0.0	-
11:08	0.0	0.0	11:08	0.0	0.0	-
11:09	0.0	0.0	11:09	0.0	0.0	-
11:10	0.0	0.0	11:10	0.0	0.0	-
11:11	0.0	0.0	11:11	0.0	0.0	-
11:12	0.0	0.0	11:12	0.0	0.0	-
11:13	0.0	0.0	11:13	0.0	0.0	-
11:14	0.0	0.0	11:14	0.0	0.0	-
11:15	0.0	0.0	11:15	0.0	0.0	-
11:16	0.0	0.0	11:16	0.0	0.0	-
11:17	0.0	0.0	11:17	0.0	0.0	-
11:18	0.0	0.0	11:18	0.0	0.0	-
11:19	0.0	0.0	11:19	0.0	0.0	-
11:20	0.0	0.0	11:20	0.0	0.0	-
11:21	0.0	0.0	11:21	0.0	0.0	-
11:22	0.0	0.0	11:22	0.0	0.0	-
11:23	0.0	0.0	11:23	0.0	0.0	-
11:24	0.0	0.0	11:24	0.0	0.0	-
11:25	0.0	0.0	11:25	0.0	0.0	-
11:26	0.0	0.0	11:26	0.0	0.0	-
11:27	0.0	0.0	11:27	0.0	0.0	-
11:28	0.0	0.0	11:28	0.0	0.0	-
11:29	0.0	0.0	11:29	0.0	0.0	-
11:30	0.0	0.0	11:30	0.0	0.0	-
11:31	0.0	0.0	11:31	0.0	0.0	-
11:32	0.0	0.0	11:32	0.0	0.0	-
11:33	0.0	0.0	11:33	0.0	0.0	-
11:34	0.0	0.0	11:34	0.0	0.0	-
11:35	0.0	0.0	11:35	0.0	0.0	-
11:36	0.0	0.0	11:36	0.0	0.0	-
11:37	0.0	0.0	11:37	0.0	0.0	-
11:38	0.0	0.0	11:38	0.0	0.0	-
11:39	0.0	0.0	11:39	0.0	0.0	-
11:40	0.0	0.0	11:40	0.0	0.0	-
11:41	0.0	0.0	11:41	0.0	0.0	-
11:42	0.0	0.0	11:42	0.0	0.0	-
11:43	0.0	0.0	11:43	0.0	0.0	-
11:44	0.0	0.0	11:44	0.0	0.0	-
11:45	0.0	0.0	11:45	0.0	0.0	-

Grand Union Bowling Alley Site
BCP #360222
150 Westchester Avenue, Port Chester
March 12, 2025

PID DATA						
Upwind			Downwind			
Time	Concentration (ppm)	15-Min Avg Concentration (ppm)	Time	Concentration (ppm)	15-Min Avg Concentration (ppm)	Exceeds VOC Alarm Limit
11:46	0.0	0.0	11:46	0.0	0.0	-
11:47	0.0	0.0	11:47	0.0	0.0	-
11:48	0.0	0.0	11:48	0.0	0.0	-
11:49	0.0	0.0	11:49	0.0	0.0	-
11:50	0.0	0.0	11:50	0.0	0.0	-
11:51	0.0	0.0	11:51	0.0	0.0	-
11:52	0.0	0.0	11:52	0.0	0.0	-
11:53	0.0	0.0	11:53	0.0	0.0	-
11:54	0.0	0.0	11:54	0.0	0.0	-
11:55	0.0	0.0	11:55	0.0	0.0	-
11:56	0.0	0.0	11:56	0.0	0.0	-
11:57	0.0	0.0	11:57	0.0	0.0	-
11:58	0.0	0.0	11:58	0.0	0.0	-
11:59	0.0	0.0	11:59	0.0	0.0	-
12:00	0.0	0.0	12:00	0.0	0.0	-
12:01	0.0	0.0	12:01	0.0	0.0	-
12:02	0.0	0.0	12:02	0.0	0.0	-
12:03	0.0	0.0	12:03	0.0	0.0	-
12:04	0.0	0.0	12:04	0.0	0.0	-
12:05	0.0	0.0	12:05	0.0	0.0	-
12:06	0.0	0.0	12:06	0.0	0.0	-
12:07	0.0	0.0	12:07	0.0	0.0	-
12:08	0.0	0.0	12:08	0.0	0.0	-
12:09	0.0	0.0	12:09	0.0	0.0	-
12:10	0.0	0.0	12:10	0.0	0.0	-
12:11	0.0	0.0	12:11	0.0	0.0	-
12:12	0.0	0.0	12:12	0.0	0.0	-
12:13	0.0	0.0	12:13	0.0	0.0	-
12:14	0.0	0.0	12:14	0.0	0.0	-
12:15	0.0	0.0	12:15	0.0	0.0	-
12:16	0.0	0.0	12:16	0.0	0.0	-
12:17	0.0	0.0	12:17	0.0	0.0	-
12:18	0.0	0.0	12:18	0.0	0.0	-
12:19	0.0	0.0	12:19	0.0	0.0	-
12:20	0.0	0.0	12:20	0.0	0.0	-
12:21	0.0	0.0	12:21	0.0	0.0	-
12:22	0.0	0.0	12:22	0.0	0.0	-
12:23	0.0	0.0	12:23	0.0	0.0	-
12:24	0.0	0.0	12:24	0.0	0.0	-
12:25	0.0	0.0	12:25	0.0	0.0	-
12:26	0.0	0.0	12:26	0.0	0.0	-
12:27	0.0	0.0	12:27	0.0	0.0	-
12:28	0.0	0.0	12:28	0.0	0.0	-
12:29	0.0	0.0	12:29	0.0	0.0	-
12:30	0.0	0.0	12:30	0.0	0.0	-
12:31	0.0	0.0	12:31	0.0	0.0	-
12:32	0.0	0.0	12:32	0.0	0.0	-
12:33	0.0	0.0	12:33	0.0	0.0	-

Grand Union Bowling Alley Site
BCP #360222
150 Westchester Avenue, Port Chester
March 12, 2025

PID DATA						
Upwind			Downwind			
Time	Concentration (ppm)	15-Min Avg Concentration (ppm)	Time	Concentration (ppm)	15-Min Avg Concentration (ppm)	Exceeds VOC Alarm Limit
12:34	0.0	0.0	12:34	0.0	0.0	-
12:35	0.0	0.0	12:35	0.0	0.0	-
12:36	0.0	0.0	12:36	0.0	0.0	-
12:37	0.0	0.0	12:37	0.0	0.0	-
12:38	0.0	0.0	12:38	0.0	0.0	-
12:39	0.0	0.0	12:39	0.0	0.0	-
12:40	0.0	0.0	12:40	0.0	0.0	-
12:41	0.0	0.0	12:41	0.0	0.0	-
12:42	0.0	0.0	12:42	0.0	0.0	-
12:43	0.0	0.0	12:43	0.0	0.0	-
12:44	0.0	0.0	12:44	0.0	0.0	-
12:45	0.0	0.0	12:45	0.0	0.0	-
12:46	0.0	0.0	12:46	0.0	0.0	-
12:47	0.0	0.0	12:47	0.0	0.0	-
12:48	0.0	0.0	12:48	0.0	0.0	-
12:49	0.0	0.0	12:49	0.0	0.0	-
12:50	0.0	0.0	12:50	0.0	0.0	-
12:51	0.0	0.0	12:51	0.0	0.0	-
12:52	0.0	0.0	12:52	0.0	0.0	-
12:53	0.0	0.0	12:53	0.0	0.0	-
12:54	0.0	0.0	12:54	0.0	0.0	-
12:55	0.0	0.0	12:55	0.0	0.0	-
12:56	0.0	0.0	12:56	0.0	0.0	-
12:57	0.0	0.0	12:57	0.0	0.0	-
12:58	0.0	0.0	12:58	0.0	0.0	-
12:59	0.0	0.0	12:59	0.0	0.0	-
13:00	0.0	0.0	13:00	0.0	0.0	-
13:01	0.0	0.0	13:01	0.0	0.0	-
13:02	0.0	0.0	13:02	0.0	0.0	-
13:03	0.0	0.0	13:03	0.0	0.0	-
13:04	0.0	0.0	13:04	0.0	0.0	-
13:05	0.0	0.0	13:05	0.0	0.0	-
13:06	0.0	0.0	13:06	0.0	0.0	-
13:07	0.0	0.0	13:07	0.0	0.0	-
13:08	0.0	0.0	13:08	0.0	0.0	-
13:09	0.0	0.0	13:09	0.0	0.0	-
13:10	0.0	0.0	13:10	0.0	0.0	-
13:11	0.0	0.0	13:11	0.0	0.0	-
13:12	0.0	0.0	13:12	0.0	0.0	-
13:13	0.0	0.0	13:13	0.0	0.0	-
13:14	0.0	0.0	13:14	0.0	0.0	-
13:15	0.0	0.0	13:15	0.0	0.0	-
13:16	0.0	0.0	13:16	0.0	0.0	-
13:17	0.0	0.0	13:17	0.0	0.0	-
13:18	0.0	0.0	13:18	0.0	0.0	-
13:19	0.0	0.0	13:19	0.0	0.0	-
13:20	0.0	0.0	13:20	0.0	0.0	-
13:21	0.0	0.0	13:21	0.0	0.0	-

Grand Union Bowling Alley Site
BCP #360222
150 Westchester Avenue, Port Chester
March 12, 2025

PID DATA						
Upwind			Downwind			
Time	Concentration (ppm)	15-Min Avg Concentration (ppm)	Time	Concentration (ppm)	15-Min Avg Concentration (ppm)	Exceeds VOC Alarm Limit
13:22	0.0	0.0	13:22	0.0	0.0	-
13:23	0.0	0.0	13:23	0.0	0.0	-
13:24	0.0	0.0	13:24	0.0	0.0	-
13:25	0.0	0.0	13:25	0.0	0.0	-
13:26	0.0	0.0	13:26	0.0	0.0	-
13:27	0.0	0.0	13:27	0.0	0.0	-
13:28	0.0	0.0	13:28	0.0	0.0	-
13:29	0.0	0.0	13:29	0.0	0.0	-
13:30	0.0	0.0	13:30	0.0	0.0	-
13:31	0.0	0.0	13:31	0.0	0.0	-
13:32	0.0	0.0	13:32	0.0	0.0	-
13:33	0.0	0.0	13:33	0.0	0.0	-
13:34	0.0	0.0	13:34	0.0	0.0	-
13:35	0.0	0.0	13:35	0.0	0.0	-
13:36	0.0	0.0	13:36	0.0	0.0	-
13:37	0.0	0.0	13:37	0.0	0.0	-
13:38	0.0	0.0	13:38	0.0	0.0	-
13:39	0.0	0.0	13:39	0.0	0.0	-
13:40	0.0	0.0	13:40	0.0	0.0	-
13:41	0.0	0.0	13:41	0.0	0.0	-
13:42	0.0	0.0	13:42	0.0	0.0	-
13:43	0.0	0.0	13:43	0.0	0.0	-
13:44	0.0	0.0	13:44	0.0	0.0	-
13:45	0.0	0.0	13:45	0.0	0.0	-
13:46	0.0	0.0	13:46	0.0	0.0	-
13:47	0.0	0.0	13:47	0.0	0.0	-
13:48	0.0	0.0	13:48	0.0	0.0	-
13:49	0.0	0.0	13:49	0.0	0.0	-
13:50	0.0	0.0	13:50	0.0	0.0	-
13:51	0.0	0.0	13:51	0.0	0.0	-
13:52	0.0	0.0	13:52	0.0	0.0	-
13:53	0.0	0.0	13:53	0.0	0.0	-
13:54	0.0	0.0	13:54	0.0	0.0	-
13:55	0.0	0.0	13:55	0.0	0.0	-
13:56	0.0	0.0	13:56	0.0	0.0	-
13:57	0.0	0.0	13:57	0.0	0.0	-
13:58	0.0	0.0	13:58	0.0	0.0	-
13:59	0.0	0.0	13:59	0.0	0.0	-
14:00	0.0	0.0	14:00	0.0	0.0	-
14:01	0.0	0.0	14:01	0.0	0.0	-
14:02	0.0	0.0	14:02	0.0	0.0	-
14:03	0.0	0.0	14:03	0.0	0.0	-
14:04	0.0	0.0	14:04	0.0	0.0	-
14:05	0.0	0.0	14:05	0.0	0.0	-
14:06	0.0	0.0	14:06	0.0	0.0	-
14:07	0.0	0.0	14:07	0.0	0.0	-
14:08	0.0	0.0	14:08	0.0	0.0	-
14:09	0.0	0.0	14:09	0.0	0.0	-

Grand Union Bowling Alley Site
BCP #360222
150 Westchester Avenue, Port Chester
March 12, 2025

PID DATA						
Upwind			Downwind			
Time	Concentration (ppm)	15-Min Avg Concentration (ppm)	Time	Concentration (ppm)	15-Min Avg Concentration (ppm)	Exceeds VOC Alarm Limit
14:10	0.0	0.0	14:10	0.0	0.0	-
14:11	0.0	0.0	14:11	0.0	0.0	-
14:12	0.0	0.0	14:12	0.0	0.0	-
14:13	0.0	0.0	14:13	0.0	0.0	-
14:14	0.0	0.0	14:14	0.0	0.0	-
14:15	0.0	0.0	14:15	0.0	0.0	-
14:16	0.0	0.0	14:16	0.0	0.0	-
14:17	0.0	0.0	14:17	0.0	0.0	-
14:18	0.0	0.0	14:18	0.0	0.0	-
14:19	0.0	0.0	14:19	0.0	0.0	-
14:20	0.0	0.0	14:20	0.0	0.0	-
14:21	0.0	0.0	14:21	0.0	0.0	-
14:22	0.0	0.0	14:22	0.0	0.0	-
14:23	0.0	0.0	14:23	0.0	0.0	-
14:24	0.0	0.0	14:24	0.0	0.0	-
14:25	0.0	0.0	14:25	0.0	0.0	-
14:26	0.0	0.0	14:26	0.0	0.0	-
14:27	0.0	0.0	14:27	0.0	0.0	-
14:28	0.0	0.0	14:28	0.0	0.0	-
14:29	0.0	0.0	14:29	0.0	0.0	-
14:30	0.0	0.0	14:30	0.0	0.0	-
14:31	0.0	0.0	14:31	0.0	0.0	-
14:32	0.0	0.0	14:32	0.0	0.0	-
14:33	0.0	0.0	14:33	0.0	0.0	-
14:34	0.0	0.0	14:34	0.0	0.0	-
14:35	0.0	0.0	14:35	0.0	0.0	-
14:36	0.0	0.0	14:36	0.0	0.0	-
14:37	0.0	0.0	14:37	0.0	0.0	-
14:38	0.0	0.0	14:38	0.0	0.0	-
14:39	0.0	0.0	14:39	0.0	0.0	-
14:40	0.0	0.0	14:40	0.0	0.0	-
14:41	0.0	0.0	14:41	0.0	0.0	-
14:42	0.0	0.0	14:42	0.0	0.0	-
14:43	0.0	0.0	14:43	0.0	0.0	-
14:44	0.0	0.0	14:44	0.0	0.0	-
14:45	0.0	0.0	14:45	0.0	0.0	-
14:46	0.0	0.0	14:46	0.0	0.0	-
14:47	0.0	0.0	14:47	0.0	0.0	-
14:48	0.0	0.0	14:48	0.0	0.0	-
14:49	0.0	0.0	14:49	0.0	0.0	-
14:50	0.0	0.0	14:50	0.0	0.0	-
14:51	0.0	0.0	14:51	0.0	0.0	-
14:52	0.0	0.0	14:52	0.0	0.0	-
14:53	0.0	0.0	14:53	0.0	0.0	-
14:54	0.0	0.0	14:54	0.0	0.0	-
14:55	0.0	0.0	14:55	0.0	0.0	-
14:56	0.0	0.0	14:56	0.0	0.0	-
14:57	0.0	0.0	14:57	0.0	0.0	-

Grand Union Bowling Alley Site
BCP #360222
150 Westchester Avenue, Port Chester
March 12, 2025

PID DATA						
Upwind			Downwind			
Time	Concentration (ppm)	15-Min Avg Concentration (ppm)	Time	Concentration (ppm)	15-Min Avg Concentration (ppm)	Exceeds VOC Alarm Limit
14:58	0.0	0.0	14:58	0.0	0.0	-
14:59	0.0	0.0	14:59	0.0	0.0	-
15:00	0.0	0.0	15:00	0.0	0.0	-
15:01	0.0	0.0	15:01	0.0	0.0	-
15:02	0.0	0.0	15:02	0.0	0.0	-
15:03	0.0	0.0	15:03	0.0	0.0	-
15:04	0.0	0.0	15:04	0.0	0.0	-
15:05	0.0	0.0	15:05	0.0	0.0	-
15:06	0.0	0.0	15:06	0.0	0.0	-
15:07	0.0	0.0	15:07	0.0	0.0	-
15:08	0.0	0.0	15:08	0.0	0.0	-
15:09	0.0	0.0	15:09	0.0	0.0	-
15:10	0.0	0.0	15:10	0.0	0.0	-
15:11	0.0	0.0	15:11	0.0	0.0	-
15:12	0.0	0.0	15:12	0.0	0.0	-
15:13	0.0	0.0	15:13	0.0	0.0	-
15:14	0.0	0.0	15:14	0.0	0.0	-
15:15	0.0	0.0	15:15	0.0	0.0	-

SESI CONSULTING ENGINEERS

959 US-46 Floor 3, Suite 300 - Parsippany-Troy Hills, NJ

DAILY AIR MONITORING REPORT
150 Westchester Avenue
Port Chester, New York

03/13/2025

Rev. No. 0	Page 1 of 2
Project Number: 11895A	
Dust Action Level	150 µg/m^3
VOC Action Level	5 ppm

Weather Data Range for Work Day		Wind Direction	E	Relative Humidity (%)	64.0 - 76.0	Daily Rain Total (in)	0.00	Readings in the summary table and graphs below are the reported downwind concentrations.
Temperature (°F)	41.0 - 46.0	Wind Speed (MPH)	3.7 - 9.2	Barometer (inHg)	30.10 - 30.10	Avg. Dew Point Temp (°F)	33.6	

Station Location	Daily Avg. Dust Concentration (µg/m^3)	Max 15-Min Dust Concentration (µg/m^3)	Time of Max Dust Reading	Daily Avg. VOC Concentration (ppm)	Max 15-Min VOC Concentration (ppm)	Time of Max VOC Reading
Upwind	50.7	77.3	11:05	0.0	0.0	9:31
Downwind	17.0	21.6	13:59	0.0	0.0	9:33

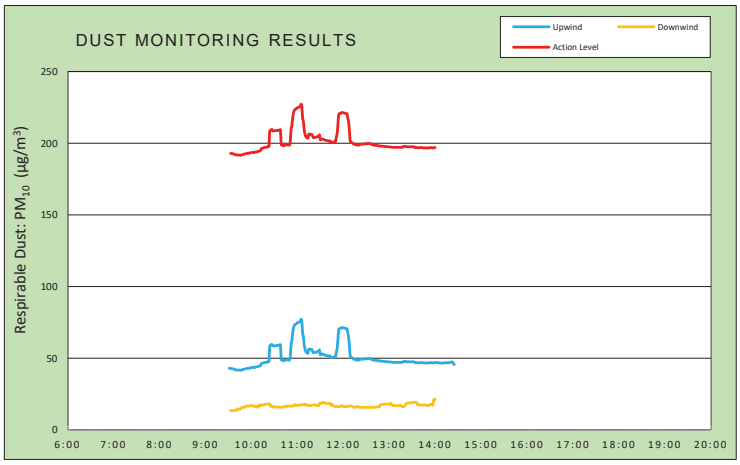

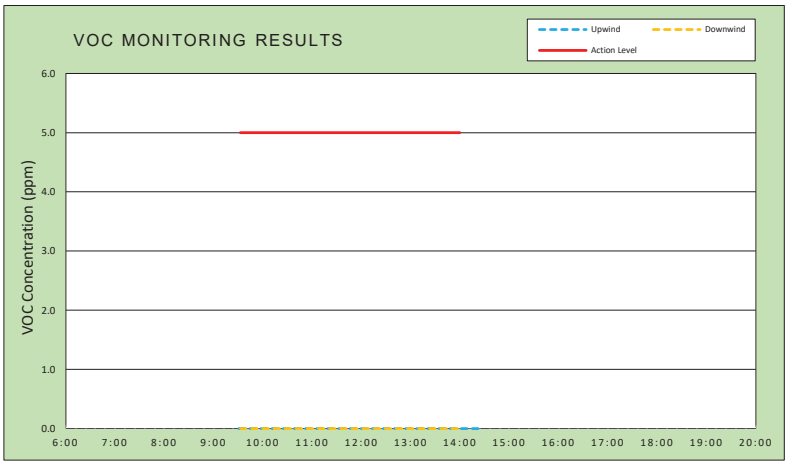

Air Monitoring Notes:

Weather Notes:

EMILCOTT
A Triumvirate Environmental Company

Wind Rose

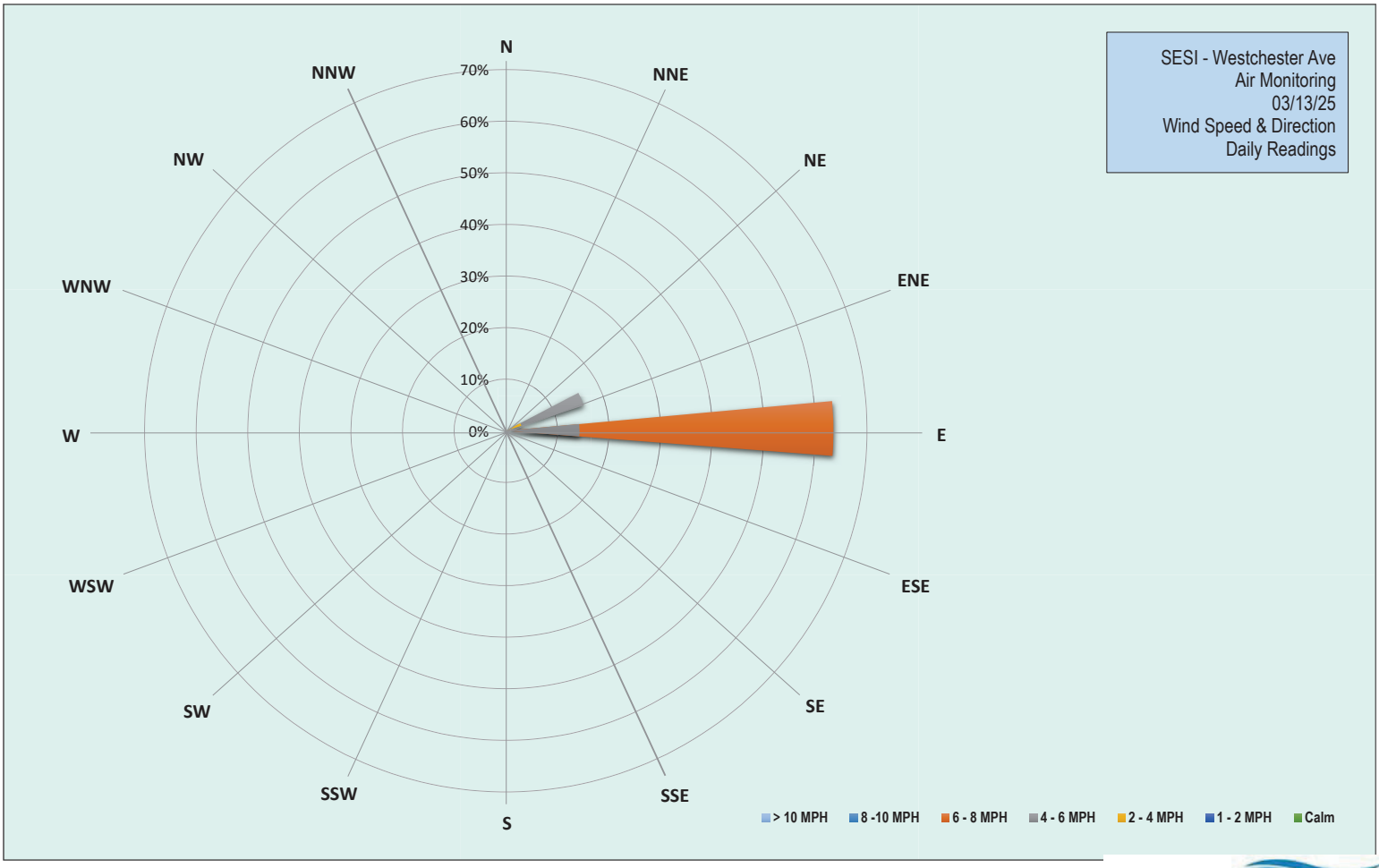

EMILCOTT
A Triumvirate Environmental Company

Grand Union Bowling Alley Site
BCP #360222
150 Westchester Avenue, Port Chester
March 13, 2025

Thursday, March 13, 2025						
Number of Instances Where Downwind Particulates Exceeds Upwind Particulate + 150 =						0
Number of Comparable Data Points =						268
Start Time:						9:16
End Time:						14:25
PARTICULATE DATA						
Upwind			Downwind			Exceeds Particulate Alarm Limit
Time	Concentration (ug/m^3)	15-Min Avg Concentration (ug/m^3)	Time	Concentration (ug/m^3)	15-Min Avg Concentration (ug/m^3)	
9:16	44.3	-	9:16	-	-	-
9:17	42.8	-	9:17	-	-	-
9:18	42.3	-	9:18	11.7	-	-
9:19	42.3	-	9:19	14.3	-	-
9:20	42.8	-	9:20	14.3	-	-
9:21	42.3	-	9:21	12.3	-	-
9:22	43.0	-	9:22	13.5	-	-
9:23	45.3	-	9:23	13.0	-	-
9:24	43.0	-	9:24	13.0	-	-
9:25	46.0	-	9:25	16.8	-	-
9:26	42.5	-	9:26	13.3	-	-
9:27	42.3	-	9:27	12.3	-	-
9:28	42.5	-	9:28	13.5	-	-
9:29	43.8	-	9:29	14.3	-	-
9:30	42.3	-	9:30	13.0	-	-
9:31	42.0	43.0	9:31	12.8	-	-
9:32	42.8	43.0	9:32	12.8	-	-
9:33	41.3	42.9	9:33	13.8	13.5	-
9:34	41.3	42.9	9:34	13.0	13.4	-
9:35	41.0	42.7	9:35	13.5	13.4	-
9:36	41.0	42.7	9:36	14.5	13.5	-
9:37	41.0	42.5	9:37	14.8	13.6	-
9:38	41.0	42.2	9:38	14.8	13.7	-
9:39	40.8	42.1	9:39	13.5	13.8	-
9:40	42.5	41.9	9:40	15.3	13.7	-
9:41	41.8	41.8	9:41	16.3	13.9	-
9:42	43.8	41.9	9:42	22.3	14.5	-
9:43	41.5	41.8	9:43	14.3	14.6	-
9:44	41.8	41.7	9:44	13.8	14.5	-
9:45	41.5	41.7	9:45	15.0	14.7	-
9:46	41.8	41.6	9:46	13.8	14.7	-
9:47	42.8	41.6	9:47	20.5	15.3	-
9:48	47.8	42.1	9:48	20.3	15.7	-
9:49	43.3	42.2	9:49	14.0	15.8	-
9:50	42.8	42.3	9:50	14.3	15.8	-
9:51	42.3	42.4	9:51	15.8	15.9	-
9:52	43.5	42.6	9:52	14.3	15.9	-
9:53	43.5	42.7	9:53	24.3	16.5	-
9:54	42.8	42.9	9:54	16.3	16.7	-
9:55	43.0	42.9	9:55	15.5	16.7	-
9:56	44.0	43.1	9:56	15.0	16.6	-

Grand Union Bowling Alley Site
BCP #360222
150 Westchester Avenue, Port Chester
March 13, 2025

PARTICULATE DATA						
Upwind			Downwind			Exceeds Particulate Alarm Limit
Time	Concentration (ug/m^3)	15-Min Avg Concentration (ug/m^3)	Time	Concentration (ug/m^3)	15-Min Avg Concentration (ug/m^3)	
9:57	43.3	43.0	9:57	24.5	16.8	-
9:58	43.8	43.2	9:58	15.8	16.9	-
9:59	44.3	43.3	9:59	15.8	17.0	-
10:00	44.0	43.5	10:00	15.0	17.0	-
10:01	43.5	43.6	10:01	15.0	17.1	-
10:02	44.3	43.7	10:02	15.0	16.7	-
10:03	43.8	43.5	10:03	15.8	16.4	-
10:04	44.3	43.5	10:04	15.0	16.5	-
10:05	46.5	43.8	10:05	14.3	16.5	-
10:06	45.3	44.0	10:06	14.3	16.4	-
10:07	44.8	44.1	10:07	15.8	16.5	-
10:08	45.0	44.2	10:08	16.3	15.9	-
10:09	45.0	44.3	10:09	18.0	16.1	-
10:10	45.8	44.5	10:10	35.3	17.4	-
10:11	46.3	44.6	10:11	14.8	17.4	-
10:12	47.8	44.9	10:12	16.0	16.8	-
10:13	61.8	46.1	10:13	25.3	17.4	-
10:14	49.8	46.5	10:14	16.0	17.4	-
10:15	46.3	46.7	10:15	14.3	17.4	-
10:16	46.0	46.8	10:16	18.3	17.6	-
10:17	46.0	46.9	10:17	17.5	17.8	-
10:18	46.5	47.1	10:18	17.0	17.9	-
10:19	46.5	47.3	10:19	14.8	17.8	-
10:20	46.8	47.3	10:20	16.8	18.0	-
10:21	46.8	47.4	10:21	15.0	18.1	-
10:22	47.0	47.5	10:22	15.3	18.0	-
10:23	49.5	47.8	10:23	18.5	18.2	-
10:24	203.3	58.4	10:24	16.8	18.1	-
10:25	56.3	59.1	10:25	14.5	16.7	-
10:26	52.3	59.5	10:26	14.5	16.7	-
10:27	49.5	59.6	10:27	15.0	16.6	-
10:28	48.0	58.7	10:28	16.3	16.0	-
10:29	48.3	58.6	10:29	16.0	16.0	-
10:30	47.3	58.7	10:30	17.3	16.2	-
10:31	47.0	58.7	10:31	15.8	16.1	-
10:32	47.3	58.8	10:32	17.0	16.0	-
10:33	47.5	58.9	10:33	15.3	15.9	-
10:34	47.8	59.0	10:34	16.0	16.0	-
10:35	48.0	59.0	10:35	15.0	15.9	-
10:36	47.5	59.1	10:36	15.5	15.9	-
10:37	50.5	59.3	10:37	18.3	16.1	-
10:38	52.3	59.5	10:38	15.3	15.9	-
10:39	49.0	49.2	10:39	16.0	15.8	-
10:40	47.5	48.6	10:40	14.8	15.9	-
10:41	49.5	48.5	10:41	15.3	15.9	-
10:42	48.8	48.4	10:42	15.8	16.0	-
10:43	47.8	48.4	10:43	20.5	16.2	-
10:44	51.3	48.6	10:44	22.3	16.7	-

Grand Union Bowling Alley Site
BCP #360222
150 Westchester Avenue, Port Chester
March 13, 2025

PARTICULATE DATA						
Upwind			Downwind			Exceeds Particulate Alarm Limit
Time	Concentration (ug/m^3)	15-Min Avg Concentration (ug/m^3)	Time	Concentration (ug/m^3)	15-Min Avg Concentration (ug/m^3)	
10:45	50.5	48.8	10:45	15.3	16.5	-
10:46	48.0	48.9	10:46	16.5	16.6	-
10:47	47.3	48.9	10:47	15.8	16.5	-
10:48	47.3	48.9	10:48	19.0	16.7	-
10:49	46.8	48.8	10:49	15.8	16.7	-
10:50	47.8	48.8	10:50	14.8	16.7	-
10:51	95.0	51.9	10:51	15.0	16.7	-
10:52	173.5	60.1	10:52	16.3	16.5	-
10:53	84.0	62.3	10:53	16.8	16.6	-
10:54	133.0	67.9	10:54	15.8	16.6	-
10:55	93.5	70.9	10:55	17.3	16.8	-
10:56	75.5	72.7	10:56	26.5	17.5	-
10:57	61.8	73.5	10:57	16.5	17.6	-
10:58	53.0	73.9	10:58	16.0	17.3	-
10:59	53.8	74.0	10:59	18.0	17.0	-
11:00	60.8	74.7	11:00	18.8	17.2	-
11:01	51.8	75.0	11:01	17.5	17.3	-
11:02	50.0	75.2	11:02	18.5	17.5	-
11:03	49.5	75.3	11:03	16.0	17.3	-
11:04	51.5	75.6	11:04	17.3	17.4	-
11:05	72.8	77.3	11:05	16.8	17.5	-
11:06	69.8	75.6	11:06	16.8	17.6	-
11:07	50.8	67.4	11:07	17.3	17.7	-
11:08	52.3	65.3	11:08	16.5	17.7	-
11:09	49.0	59.7	11:09	17.8	17.8	-
11:10	49.0	56.7	11:10	19.3	18.0	-
11:11	47.5	54.9	11:11	16.8	17.3	-
11:12	50.0	54.1	11:12	18.3	17.4	-
11:13	49.3	53.8	11:13	15.0	17.4	-
11:14	48.8	53.5	11:14	14.8	17.1	-
11:15	104.3	56.4	11:15	17.8	17.1	-
11:16	50.0	56.3	11:16	17.0	17.0	-
11:17	49.0	56.2	11:17	16.3	16.9	-
11:18	49.0	56.2	11:18	17.5	17.0	-
11:19	51.8	56.2	11:19	21.8	17.3	-
11:20	53.5	54.9	11:20	19.0	17.4	-
11:21	54.3	53.9	11:21	17.3	17.5	-
11:22	50.8	53.9	11:22	16.5	17.4	-
11:23	55.0	54.1	11:23	16.3	17.4	-
11:24	51.0	54.2	11:24	18.0	17.4	-
11:25	50.3	54.3	11:25	16.0	17.2	-
11:26	52.3	54.6	11:26	15.3	17.1	-
11:27	50.8	54.7	11:27	16.8	17.0	-
11:28	50.3	54.7	11:28	15.5	17.0	-
11:29	65.3	55.8	11:29	35.8	18.4	-
11:30	53.0	52.4	11:30	18.0	18.5	-
11:31	56.0	52.8	11:31	17.0	18.5	-
11:32	50.0	52.9	11:32	24.0	19.0	-

Grand Union Bowling Alley Site
BCP #360222
150 Westchester Avenue, Port Chester
March 13, 2025

PARTICULATE DATA						
Upwind			Downwind			Exceeds Particulate Alarm Limit
Time	Concentration (ug/m^3)	15-Min Avg Concentration (ug/m^3)	Time	Concentration (ug/m^3)	15-Min Avg Concentration (ug/m^3)	
11:33	50.0	52.9	11:33	21.0	19.2	-
11:34	49.3	52.8	11:34	18.8	19.0	-
11:35	49.0	52.5	11:35	16.8	18.9	-
11:36	51.3	52.3	11:36	15.8	18.8	-
11:37	48.8	52.1	11:37	15.8	18.7	-
11:38	51.5	51.9	11:38	15.3	18.6	-
11:39	50.3	51.9	11:39	16.3	18.5	-
11:40	48.5	51.7	11:40	16.5	18.6	-
11:41	49.3	51.5	11:41	15.5	18.6	-
11:42	52.0	51.6	11:42	15.0	18.5	-
11:43	50.0	51.6	11:43	17.3	18.6	-
11:44	50.5	50.6	11:44	15.5	17.2	-
11:45	54.3	50.7	11:45	24.8	17.7	-
11:46	53.8	50.6	11:46	16.3	17.6	-
11:47	52.0	50.7	11:47	15.0	17.0	-
11:48	51.8	50.8	11:48	15.3	16.6	-
11:49	51.8	51.0	11:49	15.8	16.4	-
11:50	51.3	51.1	11:50	14.8	16.3	-
11:51	97.8	54.2	11:51	16.3	16.3	-
11:52	85.0	56.6	11:52	15.8	16.3	-
11:53	137.0	62.3	11:53	15.5	16.4	-
11:54	158.8	69.6	11:54	14.5	16.2	-
11:55	64.8	70.7	11:55	17.3	16.3	-
11:56	53.3	70.9	11:56	16.3	16.3	-
11:57	51.5	70.9	11:57	20.8	16.7	-
11:58	57.3	71.4	11:58	19.8	16.9	-
11:59	52.0	71.5	11:59	15.8	16.9	-
12:00	50.5	71.2	12:00	15.3	16.3	-
12:01	52.5	71.1	12:01	14.8	16.2	-
12:02	50.0	71.0	12:02	15.5	16.2	-
12:03	48.5	70.8	12:03	15.0	16.2	-
12:04	51.0	70.7	12:04	16.3	16.2	-
12:05	49.3	70.6	12:05	15.0	16.2	-
12:06	49.8	67.4	12:06	23.0	16.7	-
12:07	49.5	65.0	12:07	14.8	16.6	-
12:08	50.3	59.3	12:08	16.0	16.7	-
12:09	49.5	52.0	12:09	16.5	16.8	-
12:10	48.5	50.9	12:10	14.5	16.6	-
12:11	48.0	50.5	12:11	16.8	16.6	-
12:12	47.8	50.3	12:12	15.8	16.3	-
12:13	48.0	49.7	12:13	15.3	16.0	-
12:14	48.0	49.4	12:14	14.5	15.9	-
12:15	47.5	49.2	12:15	15.5	15.9	-
12:16	49.0	49.0	12:16	15.8	16.0	-
12:17	48.0	48.8	12:17	16.3	16.1	-
12:18	48.8	48.9	12:18	17.8	16.2	-
12:19	48.5	48.7	12:19	16.5	16.3	-
12:20	49.8	48.7	12:20	15.0	16.3	-

Grand Union Bowling Alley Site
BCP #360222
150 Westchester Avenue, Port Chester
March 13, 2025

PARTICULATE DATA						
Upwind			Downwind			Exceeds Particulate Alarm Limit
Time	Concentration (ug/m^3)	15-Min Avg Concentration (ug/m^3)	Time	Concentration (ug/m^3)	15-Min Avg Concentration (ug/m^3)	
12:21	50.3	48.8	12:21	15.8	15.8	-
12:22	55.0	49.1	12:22	16.0	15.9	-
12:23	53.5	49.3	12:23	15.5	15.8	-
12:24	49.0	49.3	12:24	15.5	15.8	-
12:25	49.3	49.4	12:25	15.5	15.8	-
12:26	49.3	49.4	12:26	16.3	15.8	-
12:27	48.5	49.5	12:27	14.5	15.7	-
12:28	48.8	49.5	12:28	15.3	15.7	-
12:29	48.5	49.6	12:29	14.8	15.7	-
12:30	49.3	49.7	12:30	15.5	15.7	-
12:31	48.0	49.6	12:31	15.8	15.7	-
12:32	50.3	49.8	12:32	16.3	15.7	-
12:33	49.5	49.8	12:33	16.3	15.6	-
12:34	48.8	49.8	12:34	18.3	15.7	-
12:35	48.3	49.7	12:35	15.5	15.8	-
12:36	48.5	49.6	12:36	15.8	15.8	-
12:37	48.8	49.2	12:37	16.0	15.8	-
12:38	48.5	48.9	12:38	17.5	15.9	-
12:39	47.5	48.8	12:39	15.0	15.9	-
12:40	48.5	48.7	12:40	15.0	15.8	-
12:41	47.5	48.6	12:41	15.5	15.8	-
12:42	48.8	48.6	12:42	15.8	15.9	-
12:43	47.8	48.6	12:43	16.0	15.9	-
12:44	47.8	48.5	12:44	18.5	16.2	-
12:45	47.5	48.4	12:45	15.8	16.2	-
12:46	47.3	48.3	12:46	15.8	16.2	-
12:47	47.5	48.2	12:47	15.8	16.2	-
12:48	47.5	48.0	12:48	25.0	16.7	-
12:49	49.0	48.0	12:49	33.8	17.8	-
12:50	48.5	48.1	12:50	15.5	17.8	-
12:51	47.5	48.0	12:51	16.3	17.8	-
12:52	47.0	47.9	12:52	17.0	17.9	-
12:53	47.5	47.8	12:53	16.8	17.8	-
12:54	47.3	47.8	12:54	16.8	17.9	-
12:55	47.5	47.7	12:55	16.0	18.0	-
12:56	46.8	47.7	12:56	15.5	18.0	-
12:57	47.3	47.6	12:57	16.5	18.1	-
12:58	47.3	47.5	12:58	16.8	18.1	-
12:59	47.3	47.5	12:59	16.3	18.0	-
13:00	46.5	47.4	13:00	16.5	18.0	-
13:01	47.3	47.4	13:01	16.0	18.0	-
13:02	46.8	47.4	13:02	25.5	18.7	-
13:03	46.8	47.3	13:03	16.8	18.1	-
13:04	47.0	47.2	13:04	17.5	17.0	-
13:05	47.5	47.1	13:05	15.8	17.1	-
13:06	46.5	47.1	13:06	16.5	17.1	-
13:07	47.8	47.1	13:07	16.0	17.0	-
13:08	49.5	47.3	13:08	15.8	16.9	-

Grand Union Bowling Alley Site
BCP #360222
150 Westchester Avenue, Port Chester
March 13, 2025

PARTICULATE DATA						
Upwind			Downwind			Exceeds Particulate Alarm Limit
Time	Concentration (ug/m^3)	15-Min Avg Concentration (ug/m^3)	Time	Concentration (ug/m^3)	15-Min Avg Concentration (ug/m^3)	
13:09	46.5	47.2	13:09	16.8	16.9	-
13:10	46.5	47.1	13:10	15.3	16.9	-
13:11	46.5	47.1	13:11	16.3	16.9	-
13:12	47.0	47.1	13:12	17.0	17.0	-
13:13	47.5	47.1	13:13	16.5	17.0	-
13:14	47.3	47.1	13:14	17.5	17.0	-
13:15	47.3	47.2	13:15	16.0	17.0	-
13:16	46.5	47.1	13:16	15.5	17.0	-
13:17	49.0	47.3	13:17	16.0	16.3	-
13:18	46.8	47.3	13:18	16.3	16.3	-
13:19	55.8	47.9	13:19	19.5	16.4	-
13:20	46.5	47.8	13:20	18.3	16.6	-
13:21	47.0	47.8	13:21	24.8	17.2	-
13:22	46.3	47.7	13:22	34.3	18.4	-
13:23	46.5	47.5	13:23	19.8	18.6	-
13:24	47.0	47.6	13:24	15.8	18.6	-
13:25	46.5	47.6	13:25	18.0	18.8	-
13:26	46.3	47.5	13:26	18.5	18.9	-
13:27	46.3	47.5	13:27	16.5	18.9	-
13:28	46.8	47.4	13:28	16.5	18.9	-
13:29	48.8	47.5	13:29	18.3	18.9	-
13:30	47.8	47.6	13:30	17.0	19.0	-
13:31	47.0	47.6	13:31	16.5	19.1	-
13:32	46.8	47.5	13:32	19.0	19.3	-
13:33	46.8	47.5	13:33	17.8	19.4	-
13:34	47.0	46.9	13:34	18.0	19.3	-
13:35	47.8	47.0	13:35	20.3	19.4	-
13:36	46.3	46.9	13:36	16.8	18.9	-
13:37	46.8	46.9	13:37	17.5	17.7	-
13:38	46.3	46.9	13:38	16.0	17.5	-
13:39	46.3	46.9	13:39	16.5	17.5	-
13:40	46.0	46.8	13:40	16.5	17.4	-
13:41	48.5	47.0	13:41	16.8	17.3	-
13:42	46.8	47.0	13:42	17.3	17.4	-
13:43	46.0	47.0	13:43	18.3	17.5	-
13:44	46.5	46.8	13:44	17.0	17.4	-
13:45	46.8	46.8	13:45	16.8	17.4	-
13:46	46.3	46.7	13:46	17.0	17.4	-
13:47	47.5	46.8	13:47	18.8	17.4	-
13:48	47.5	46.8	13:48	16.3	17.3	-
13:49	47.0	46.8	13:49	16.3	17.2	-
13:50	46.5	46.7	13:50	17.5	17.0	-
13:51	46.8	46.8	13:51	18.0	17.1	-
13:52	47.3	46.8	13:52	20.0	17.3	-
13:53	47.3	46.9	13:53	22.3	17.7	-
13:54	47.8	47.0	13:54	18.0	17.8	-
13:55	47.0	47.0	13:55	18.0	17.9	-
13:56	46.0	46.9	13:56	11.8	17.5	-

Grand Union Bowling Alley Site
BCP #360222
150 Westchester Avenue, Port Chester
March 13, 2025

PARTICULATE DATA						
Upwind			Downwind			Exceeds Particulate Alarm Limit
Time	Concentration (ug/m^3)	15-Min Avg Concentration (ug/m^3)	Time	Concentration (ug/m^3)	15-Min Avg Concentration (ug/m^3)	
13:57	46.0	46.8	13:57	13.0	17.3	-
13:58	46.0	46.8	13:58	66.8	20.5	-
13:59	48.5	46.9	13:59	33.3	21.6	-
14:00	47.3	47.0	14:00	11.0	21.2	-
14:01	47.5	47.1	14:01	-	-	-
14:02	46.8	47.0	14:02	-	-	-
14:03	46.5	46.9	14:03	-	-	-
14:04	45.8	46.9	14:04	-	-	-
14:05	46.0	46.8	14:05	-	-	-
14:06	46.0	46.8	14:06	-	-	-
14:07	46.0	46.7	14:07	-	-	-
14:08	46.5	46.6	14:08	-	-	-
14:09	47.0	46.6	14:09	-	-	-
14:10	47.5	46.6	14:10	-	-	-
14:11	47.8	46.7	14:11	-	-	-
14:12	48.5	46.9	14:12	-	-	-
14:13	46.5	46.9	14:13	-	-	-
14:14	47.0	46.8	14:14	-	-	-
14:15	48.0	46.9	14:15	-	-	-
14:16	47.0	46.9	14:16	-	-	-
14:17	47.3	46.9	14:17	-	-	-
14:18	47.5	47.0	14:18	-	-	-
14:19	46.3	47.0	14:19	-	-	-
14:20	49.5	47.2	14:20	-	-	-
14:21	48.8	47.4	14:21	-	-	-
14:22	47.0	47.5	14:22	-	-	-
14:23	40.5	47.1	14:23	-	-	-
14:24	36.3	46.4	14:24	-	-	-
14:25	36.3	45.6	14:25	-	-	-

Grand Union Bowling Alley Site
BCP #360222
150 Westchester Avenue, Port Chester
March 13, 2025

Thursday, March 13, 2025						
Number of Instances Where Downwind VOCs Exceeds Upwind VOCs + 5 =						0
Number of Comparable Data Points =						268
Start Time:						9:16
End Time:						14:25
PID DATA						
Upwind			Downwind			
Time	Concentration (ppm)	15-Min Avg Concentration (ppm)	Time	Concentration (ppm)	15-Min Avg Concentration (ppm)	Exceeds VOC Alarm Limit
9:16	0.0	-	9:16	-	-	-
9:17	0.0	-	9:17	-	-	-
9:18	0.0	-	9:18	0.0	-	-
9:19	0.0	-	9:19	0.0	-	-
9:20	0.0	-	9:20	0.0	-	-
9:21	0.0	-	9:21	0.0	-	-
9:22	0.0	-	9:22	0.0	-	-
9:23	0.0	-	9:23	0.0	-	-
9:24	0.0	-	9:24	0.0	-	-
9:25	0.0	-	9:25	0.0	-	-
9:26	0.0	-	9:26	0.0	-	-
9:27	0.0	-	9:27	0.0	-	-
9:28	0.0	-	9:28	0.0	-	-
9:29	0.0	-	9:29	0.0	-	-
9:30	0.0	-	9:30	0.0	-	-
9:31	0.0	0.0	9:31	0.0	-	-
9:32	0.0	0.0	9:32	0.0	-	-
9:33	0.0	0.0	9:33	0.0	0.0	-
9:34	0.0	0.0	9:34	0.0	0.0	-
9:35	0.0	0.0	9:35	0.0	0.0	-
9:36	0.0	0.0	9:36	0.0	0.0	-
9:37	0.0	0.0	9:37	0.0	0.0	-
9:38	0.0	0.0	9:38	0.0	0.0	-
9:39	0.0	0.0	9:39	0.0	0.0	-
9:40	0.0	0.0	9:40	0.0	0.0	-
9:41	0.0	0.0	9:41	0.0	0.0	-
9:42	0.0	0.0	9:42	0.0	0.0	-
9:43	0.0	0.0	9:43	0.0	0.0	-
9:44	0.0	0.0	9:44	0.0	0.0	-
9:45	0.0	0.0	9:45	0.0	0.0	-
9:46	0.0	0.0	9:46	0.0	0.0	-
9:47	0.0	0.0	9:47	0.0	0.0	-
9:48	0.0	0.0	9:48	0.0	0.0	-
9:49	0.0	0.0	9:49	0.0	0.0	-
9:50	0.0	0.0	9:50	0.0	0.0	-
9:51	0.0	0.0	9:51	0.0	0.0	-
9:52	0.0	0.0	9:52	0.0	0.0	-
9:53	0.0	0.0	9:53	0.0	0.0	-
9:54	0.0	0.0	9:54	0.0	0.0	-
9:55	0.0	0.0	9:55	0.0	0.0	-
9:56	0.0	0.0	9:56	0.0	0.0	-
9:57	0.0	0.0	9:57	0.0	0.0	-

Grand Union Bowling Alley Site
BCP #360222
150 Westchester Avenue, Port Chester
March 13, 2025

PID DATA						
Upwind			Downwind			
Time	Concentration (ppm)	15-Min Avg Concentration (ppm)	Time	Concentration (ppm)	15-Min Avg Concentration (ppm)	Exceeds VOC Alarm Limit
9:58	0.0	0.0	9:58	0.0	0.0	-
9:59	0.0	0.0	9:59	0.0	0.0	-
10:00	0.0	0.0	10:00	0.0	0.0	-
10:01	0.0	0.0	10:01	0.0	0.0	-
10:02	0.0	0.0	10:02	0.0	0.0	-
10:03	0.0	0.0	10:03	0.0	0.0	-
10:04	0.0	0.0	10:04	0.0	0.0	-
10:05	0.0	0.0	10:05	0.0	0.0	-
10:06	0.0	0.0	10:06	0.0	0.0	-
10:07	0.0	0.0	10:07	0.0	0.0	-
10:08	0.0	0.0	10:08	0.0	0.0	-
10:09	0.0	0.0	10:09	0.0	0.0	-
10:10	0.0	0.0	10:10	0.0	0.0	-
10:11	0.0	0.0	10:11	0.0	0.0	-
10:12	0.0	0.0	10:12	0.0	0.0	-
10:13	0.0	0.0	10:13	0.0	0.0	-
10:14	0.0	0.0	10:14	0.0	0.0	-
10:15	0.0	0.0	10:15	0.0	0.0	-
10:16	0.0	0.0	10:16	0.0	0.0	-
10:17	0.0	0.0	10:17	0.0	0.0	-
10:18	0.0	0.0	10:18	0.0	0.0	-
10:19	0.0	0.0	10:19	0.0	0.0	-
10:20	0.0	0.0	10:20	0.0	0.0	-
10:21	0.0	0.0	10:21	0.0	0.0	-
10:22	0.0	0.0	10:22	0.0	0.0	-
10:23	0.0	0.0	10:23	0.0	0.0	-
10:24	0.0	0.0	10:24	0.0	0.0	-
10:25	0.0	0.0	10:25	0.0	0.0	-
10:26	0.0	0.0	10:26	0.0	0.0	-
10:27	0.0	0.0	10:27	0.0	0.0	-
10:28	0.0	0.0	10:28	0.0	0.0	-
10:29	0.0	0.0	10:29	0.0	0.0	-
10:30	0.0	0.0	10:30	0.0	0.0	-
10:31	0.0	0.0	10:31	0.0	0.0	-
10:32	0.0	0.0	10:32	0.0	0.0	-
10:33	0.0	0.0	10:33	0.0	0.0	-
10:34	0.0	0.0	10:34	0.0	0.0	-
10:35	0.0	0.0	10:35	0.0	0.0	-
10:36	0.0	0.0	10:36	0.0	0.0	-
10:37	0.0	0.0	10:37	0.0	0.0	-
10:38	0.0	0.0	10:38	0.0	0.0	-
10:39	0.0	0.0	10:39	0.0	0.0	-
10:40	0.0	0.0	10:40	0.0	0.0	-
10:41	0.0	0.0	10:41	0.0	0.0	-
10:42	0.0	0.0	10:42	0.0	0.0	-
10:43	0.0	0.0	10:43	0.0	0.0	-
10:44	0.0	0.0	10:44	0.0	0.0	-
10:45	0.0	0.0	10:45	0.0	0.0	-

Grand Union Bowling Alley Site
BCP #360222
150 Westchester Avenue, Port Chester
March 13, 2025

PID DATA						
Upwind			Downwind			
Time	Concentration (ppm)	15-Min Avg Concentration (ppm)	Time	Concentration (ppm)	15-Min Avg Concentration (ppm)	Exceeds VOC Alarm Limit
10:46	0.0	0.0	10:46	0.0	0.0	-
10:47	0.0	0.0	10:47	0.0	0.0	-
10:48	0.0	0.0	10:48	0.0	0.0	-
10:49	0.0	0.0	10:49	0.0	0.0	-
10:50	0.0	0.0	10:50	0.0	0.0	-
10:51	0.0	0.0	10:51	0.0	0.0	-
10:52	0.0	0.0	10:52	0.0	0.0	-
10:53	0.0	0.0	10:53	0.0	0.0	-
10:54	0.0	0.0	10:54	0.0	0.0	-
10:55	0.0	0.0	10:55	0.0	0.0	-
10:56	0.0	0.0	10:56	0.0	0.0	-
10:57	0.0	0.0	10:57	0.0	0.0	-
10:58	0.0	0.0	10:58	0.0	0.0	-
10:59	0.0	0.0	10:59	0.0	0.0	-
11:00	0.0	0.0	11:00	0.0	0.0	-
11:01	0.0	0.0	11:01	0.0	0.0	-
11:02	0.0	0.0	11:02	0.0	0.0	-
11:03	0.0	0.0	11:03	0.0	0.0	-
11:04	0.0	0.0	11:04	0.0	0.0	-
11:05	0.0	0.0	11:05	0.0	0.0	-
11:06	0.0	0.0	11:06	0.0	0.0	-
11:07	0.0	0.0	11:07	0.0	0.0	-
11:08	0.0	0.0	11:08	0.0	0.0	-
11:09	0.0	0.0	11:09	0.0	0.0	-
11:10	0.0	0.0	11:10	0.0	0.0	-
11:11	0.0	0.0	11:11	0.0	0.0	-
11:12	0.0	0.0	11:12	0.0	0.0	-
11:13	0.0	0.0	11:13	0.0	0.0	-
11:14	0.0	0.0	11:14	0.0	0.0	-
11:15	0.0	0.0	11:15	0.0	0.0	-
11:16	0.0	0.0	11:16	0.0	0.0	-
11:17	0.0	0.0	11:17	0.0	0.0	-
11:18	0.0	0.0	11:18	0.0	0.0	-
11:19	0.0	0.0	11:19	0.0	0.0	-
11:20	0.0	0.0	11:20	0.0	0.0	-
11:21	0.0	0.0	11:21	0.0	0.0	-
11:22	0.0	0.0	11:22	0.0	0.0	-
11:23	0.0	0.0	11:23	0.0	0.0	-
11:24	0.0	0.0	11:24	0.0	0.0	-
11:25	0.0	0.0	11:25	0.0	0.0	-
11:26	0.0	0.0	11:26	0.0	0.0	-
11:27	0.0	0.0	11:27	0.0	0.0	-
11:28	0.0	0.0	11:28	0.0	0.0	-
11:29	0.0	0.0	11:29	0.0	0.0	-
11:30	0.0	0.0	11:30	0.0	0.0	-
11:31	0.0	0.0	11:31	0.0	0.0	-
11:32	0.0	0.0	11:32	0.0	0.0	-
11:33	0.0	0.0	11:33	0.0	0.0	-

Grand Union Bowling Alley Site
BCP #360222
150 Westchester Avenue, Port Chester
March 13, 2025

PID DATA						
Upwind			Downwind			
Time	Concentration (ppm)	15-Min Avg Concentration (ppm)	Time	Concentration (ppm)	15-Min Avg Concentration (ppm)	Exceeds VOC Alarm Limit
11:34	0.0	0.0	11:34	0.0	0.0	-
11:35	0.0	0.0	11:35	0.0	0.0	-
11:36	0.0	0.0	11:36	0.0	0.0	-
11:37	0.0	0.0	11:37	0.0	0.0	-
11:38	0.0	0.0	11:38	0.0	0.0	-
11:39	0.0	0.0	11:39	0.0	0.0	-
11:40	0.0	0.0	11:40	0.0	0.0	-
11:41	0.0	0.0	11:41	0.0	0.0	-
11:42	0.0	0.0	11:42	0.0	0.0	-
11:43	0.0	0.0	11:43	0.0	0.0	-
11:44	0.0	0.0	11:44	0.0	0.0	-
11:45	0.0	0.0	11:45	0.0	0.0	-
11:46	0.0	0.0	11:46	0.0	0.0	-
11:47	0.0	0.0	11:47	0.0	0.0	-
11:48	0.0	0.0	11:48	0.0	0.0	-
11:49	0.0	0.0	11:49	0.0	0.0	-
11:50	0.0	0.0	11:50	0.0	0.0	-
11:51	0.0	0.0	11:51	0.0	0.0	-
11:52	0.0	0.0	11:52	0.0	0.0	-
11:53	0.0	0.0	11:53	0.0	0.0	-
11:54	0.0	0.0	11:54	0.0	0.0	-
11:55	0.0	0.0	11:55	0.0	0.0	-
11:56	0.0	0.0	11:56	0.0	0.0	-
11:57	0.0	0.0	11:57	0.0	0.0	-
11:58	0.0	0.0	11:58	0.0	0.0	-
11:59	0.0	0.0	11:59	0.0	0.0	-
12:00	0.0	0.0	12:00	0.0	0.0	-
12:01	0.0	0.0	12:01	0.0	0.0	-
12:02	0.0	0.0	12:02	0.0	0.0	-
12:03	0.0	0.0	12:03	0.0	0.0	-
12:04	0.0	0.0	12:04	0.0	0.0	-
12:05	0.0	0.0	12:05	0.0	0.0	-
12:06	0.0	0.0	12:06	0.0	0.0	-
12:07	0.0	0.0	12:07	0.0	0.0	-
12:08	0.0	0.0	12:08	0.0	0.0	-
12:09	0.0	0.0	12:09	0.0	0.0	-
12:10	0.0	0.0	12:10	0.0	0.0	-
12:11	0.0	0.0	12:11	0.0	0.0	-
12:12	0.0	0.0	12:12	0.0	0.0	-
12:13	0.0	0.0	12:13	0.0	0.0	-
12:14	0.0	0.0	12:14	0.0	0.0	-
12:15	0.0	0.0	12:15	0.0	0.0	-
12:16	0.0	0.0	12:16	0.0	0.0	-
12:17	0.0	0.0	12:17	0.0	0.0	-
12:18	0.0	0.0	12:18	0.0	0.0	-
12:19	0.0	0.0	12:19	0.0	0.0	-
12:20	0.0	0.0	12:20	0.0	0.0	-
12:21	0.0	0.0	12:21	0.0	0.0	-

Grand Union Bowling Alley Site
BCP #360222
150 Westchester Avenue, Port Chester
March 13, 2025

PID DATA						
Upwind			Downwind			
Time	Concentration (ppm)	15-Min Avg Concentration (ppm)	Time	Concentration (ppm)	15-Min Avg Concentration (ppm)	Exceeds VOC Alarm Limit
12:22	0.0	0.0	12:22	0.0	0.0	-
12:23	0.0	0.0	12:23	0.0	0.0	-
12:24	0.0	0.0	12:24	0.0	0.0	-
12:25	0.0	0.0	12:25	0.0	0.0	-
12:26	0.0	0.0	12:26	0.0	0.0	-
12:27	0.0	0.0	12:27	0.0	0.0	-
12:28	0.0	0.0	12:28	0.0	0.0	-
12:29	0.0	0.0	12:29	0.0	0.0	-
12:30	0.0	0.0	12:30	0.0	0.0	-
12:31	0.0	0.0	12:31	0.0	0.0	-
12:32	0.0	0.0	12:32	0.0	0.0	-
12:33	0.0	0.0	12:33	0.0	0.0	-
12:34	0.0	0.0	12:34	0.0	0.0	-
12:35	0.0	0.0	12:35	0.0	0.0	-
12:36	0.0	0.0	12:36	0.0	0.0	-
12:37	0.0	0.0	12:37	0.0	0.0	-
12:38	0.0	0.0	12:38	0.0	0.0	-
12:39	0.0	0.0	12:39	0.0	0.0	-
12:40	0.0	0.0	12:40	0.0	0.0	-
12:41	0.0	0.0	12:41	0.0	0.0	-
12:42	0.0	0.0	12:42	0.0	0.0	-
12:43	0.0	0.0	12:43	0.0	0.0	-
12:44	0.0	0.0	12:44	0.0	0.0	-
12:45	0.0	0.0	12:45	0.0	0.0	-
12:46	0.0	0.0	12:46	0.0	0.0	-
12:47	0.0	0.0	12:47	0.0	0.0	-
12:48	0.0	0.0	12:48	0.0	0.0	-
12:49	0.0	0.0	12:49	0.0	0.0	-
12:50	0.0	0.0	12:50	0.0	0.0	-
12:51	0.0	0.0	12:51	0.0	0.0	-
12:52	0.0	0.0	12:52	0.0	0.0	-
12:53	0.0	0.0	12:53	0.0	0.0	-
12:54	0.0	0.0	12:54	0.0	0.0	-
12:55	0.0	0.0	12:55	0.0	0.0	-
12:56	0.0	0.0	12:56	0.0	0.0	-
12:57	0.0	0.0	12:57	0.0	0.0	-
12:58	0.0	0.0	12:58	0.0	0.0	-
12:59	0.0	0.0	12:59	0.0	0.0	-
13:00	0.0	0.0	13:00	0.0	0.0	-
13:01	0.0	0.0	13:01	0.0	0.0	-
13:02	0.0	0.0	13:02	0.0	0.0	-
13:03	0.0	0.0	13:03	0.0	0.0	-
13:04	0.0	0.0	13:04	0.0	0.0	-
13:05	0.0	0.0	13:05	0.0	0.0	-
13:06	0.0	0.0	13:06	0.0	0.0	-
13:07	0.0	0.0	13:07	0.0	0.0	-
13:08	0.0	0.0	13:08	0.0	0.0	-
13:09	0.0	0.0	13:09	0.0	0.0	-

Grand Union Bowling Alley Site
BCP #360222
150 Westchester Avenue, Port Chester
March 13, 2025

PID DATA						
Upwind			Downwind			
Time	Concentration (ppm)	15-Min Avg Concentration (ppm)	Time	Concentration (ppm)	15-Min Avg Concentration (ppm)	Exceeds VOC Alarm Limit
13:10	0.0	0.0	13:10	0.0	0.0	-
13:11	0.0	0.0	13:11	0.0	0.0	-
13:12	0.0	0.0	13:12	0.0	0.0	-
13:13	0.0	0.0	13:13	0.0	0.0	-
13:14	0.0	0.0	13:14	0.0	0.0	-
13:15	0.0	0.0	13:15	0.0	0.0	-
13:16	0.0	0.0	13:16	0.0	0.0	-
13:17	0.0	0.0	13:17	0.0	0.0	-
13:18	0.0	0.0	13:18	0.0	0.0	-
13:19	0.0	0.0	13:19	0.0	0.0	-
13:20	0.0	0.0	13:20	0.0	0.0	-
13:21	0.0	0.0	13:21	0.0	0.0	-
13:22	0.0	0.0	13:22	0.0	0.0	-
13:23	0.0	0.0	13:23	0.0	0.0	-
13:24	0.0	0.0	13:24	0.0	0.0	-
13:25	0.0	0.0	13:25	0.0	0.0	-
13:26	0.0	0.0	13:26	0.0	0.0	-
13:27	0.0	0.0	13:27	0.0	0.0	-
13:28	0.0	0.0	13:28	0.0	0.0	-
13:29	0.0	0.0	13:29	0.0	0.0	-
13:30	0.0	0.0	13:30	0.0	0.0	-
13:31	0.0	0.0	13:31	0.0	0.0	-
13:32	0.0	0.0	13:32	0.0	0.0	-
13:33	0.0	0.0	13:33	0.0	0.0	-
13:34	0.0	0.0	13:34	0.0	0.0	-
13:35	0.0	0.0	13:35	0.0	0.0	-
13:36	0.0	0.0	13:36	0.0	0.0	-
13:37	0.0	0.0	13:37	0.0	0.0	-
13:38	0.0	0.0	13:38	0.0	0.0	-
13:39	0.0	0.0	13:39	0.0	0.0	-
13:40	0.0	0.0	13:40	0.0	0.0	-
13:41	0.0	0.0	13:41	0.0	0.0	-
13:42	0.0	0.0	13:42	0.0	0.0	-
13:43	0.0	0.0	13:43	0.0	0.0	-
13:44	0.0	0.0	13:44	0.0	0.0	-
13:45	0.0	0.0	13:45	0.0	0.0	-
13:46	0.0	0.0	13:46	0.0	0.0	-
13:47	0.0	0.0	13:47	0.0	0.0	-
13:48	0.0	0.0	13:48	0.0	0.0	-
13:49	0.0	0.0	13:49	0.0	0.0	-
13:50	0.0	0.0	13:50	0.0	0.0	-
13:51	0.0	0.0	13:51	0.0	0.0	-
13:52	0.0	0.0	13:52	0.0	0.0	-
13:53	0.0	0.0	13:53	0.0	0.0	-
13:54	0.0	0.0	13:54	0.0	0.0	-
13:55	0.0	0.0	13:55	0.0	0.0	-
13:56	0.0	0.0	13:56	0.0	0.0	-
13:57	0.0	0.0	13:57	0.0	0.0	-

Grand Union Bowling Alley Site
BCP #360222
150 Westchester Avenue, Port Chester
March 13, 2025

PID DATA						
Upwind			Downwind			
Time	Concentration (ppm)	15-Min Avg Concentration (ppm)	Time	Concentration (ppm)	15-Min Avg Concentration (ppm)	Exceeds VOC Alarm Limit
13:58	0.0	0.0	13:58	0.0	0.0	-
13:59	0.0	0.0	13:59	0.0	0.0	-
14:00	0.0	0.0	14:00	0.0	0.0	-
14:01	0.0	0.0	14:01	-	-	-
14:02	0.0	0.0	14:02	-	-	-
14:03	0.0	0.0	14:03	-	-	-
14:04	0.0	0.0	14:04	-	-	-
14:05	0.0	0.0	14:05	-	-	-
14:06	0.0	0.0	14:06	-	-	-
14:07	0.0	0.0	14:07	-	-	-
14:08	0.0	0.0	14:08	-	-	-
14:09	0.0	0.0	14:09	-	-	-
14:10	0.0	0.0	14:10	-	-	-
14:11	0.0	0.0	14:11	-	-	-
14:12	0.0	0.0	14:12	-	-	-
14:13	0.0	0.0	14:13	-	-	-
14:14	0.0	0.0	14:14	-	-	-
14:15	0.0	0.0	14:15	-	-	-
14:16	0.0	0.0	14:16	-	-	-
14:17	0.0	0.0	14:17	-	-	-
14:18	0.0	0.0	14:18	-	-	-
14:19	0.0	0.0	14:19	-	-	-
14:20	0.0	0.0	14:20	-	-	-
14:21	0.0	0.0	14:21	-	-	-
14:22	0.0	0.0	14:22	-	-	-
14:23	0.0	0.0	14:23	-	-	-
14:24	0.0	0.0	14:24	-	-	-
14:25	0.0	0.0	14:25	-	-	-

SESI CONSULTING ENGINEERS

959 US-46 Floor 3, Suite 300 - Parsippany-Troy Hills, NJ

DAILY AIR MONITORING REPORT
150 Westchester Avenue
Port Chester, New York

03/14/2025

Rev. No. 0 | Page 1 of 2

Project Number: 11895A

Dust Action Level: 150 µg/m^3

VOC Action Level: 5 ppm

Weather Data Range for Work Day		Wind Direction	ESE	Relative Humidity (%)	66.0 - 76.0	Daily Rain Total (in)	0.00	Readings in the summary table and graphs below are the reported downwind concentrations.
Temperature (°F)	44.0 - 49.0	Wind Speed (MPH)	2.2 - 3.8	Barometer (inHg)	30.10 - 30.20	Avg. Dew Point Temp (°F)	37.9	

Station Location	Daily Avg. Dust Concentration (µg/m^3)	Max 15-Min Dust Concentration (µg/m^3)	Time of Max Dust Reading	Daily Avg. VOC Concentration (ppm)	Max 15-Min VOC Concentration (ppm)	Time of Max VOC Reading
Upwind	53.4	65.0	11:36	0.0	0.0	10:12
Downwind	21.7	34.5	14:12	0.0	0.0	10:12

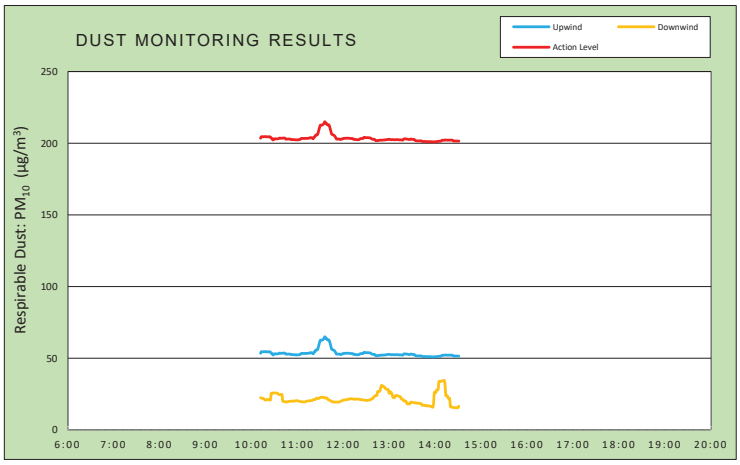

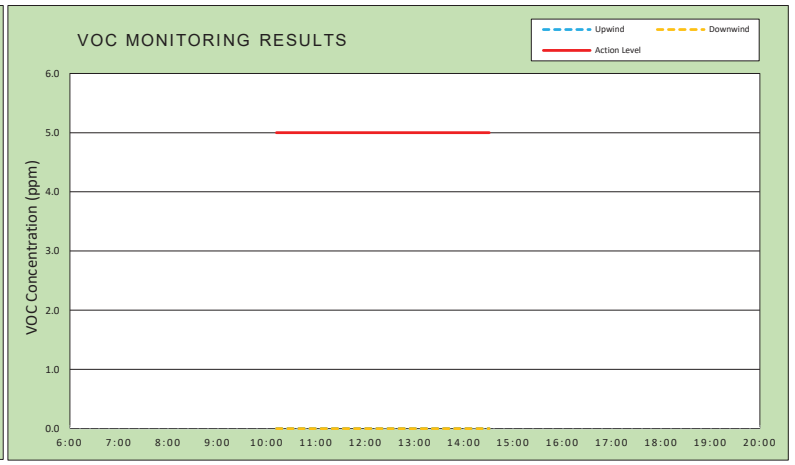

Air Monitoring Notes:

Weather Notes:

EMILCOTT
A Triumvirate Environmental Company

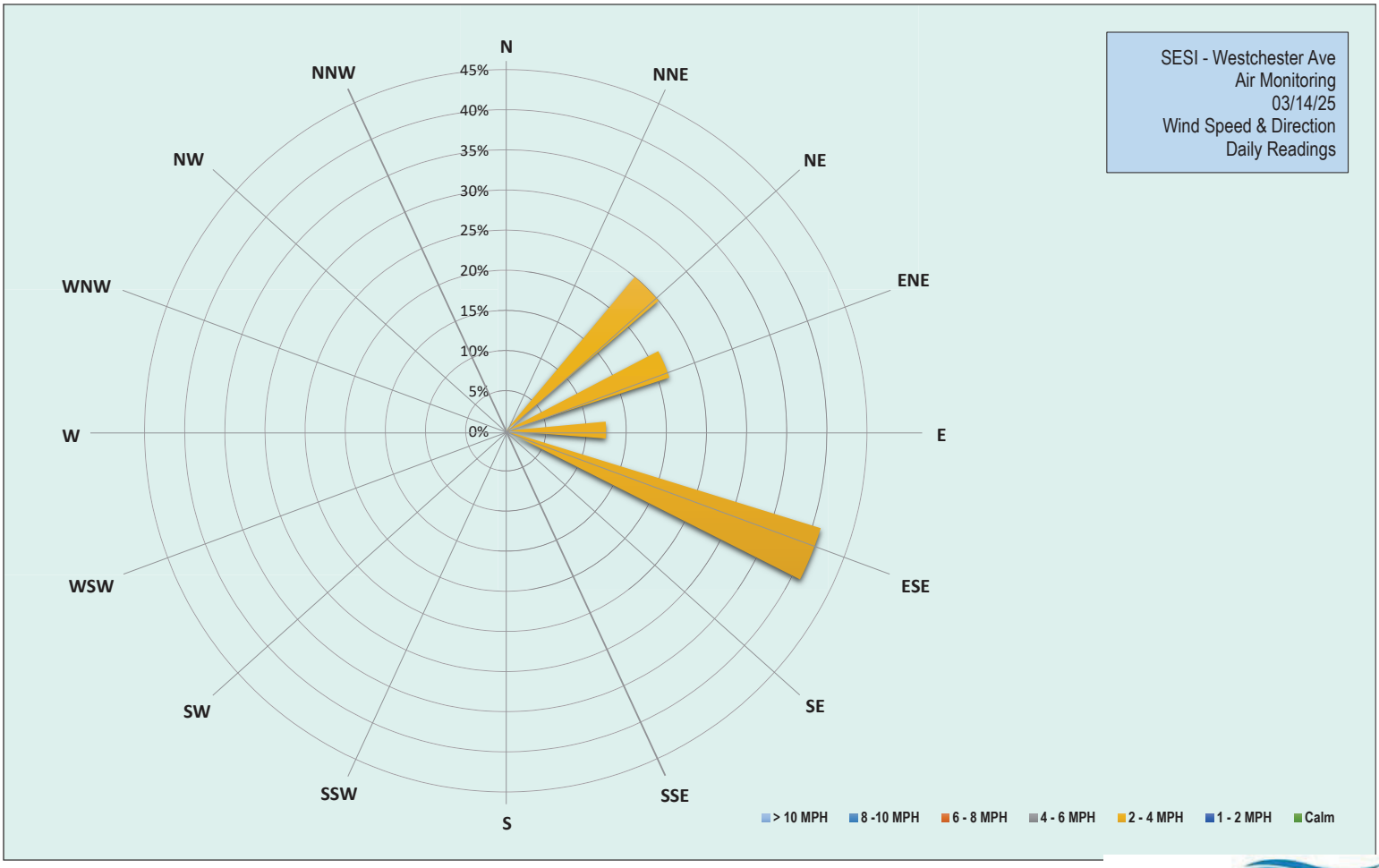

EMILCOTT
A Triumvirate Environmental Company

Grand Union Bowling Alley Site
BCP #360222
150 Westchester Avenue, Port Chester
March 14, 2025

Friday, March 14, 2025						
Number of Instances Where Downwind Particulates Exceeds Upwind Particulate + 150 =						0
Number of Comparable Data Points =						260
Start Time:						9:57
End Time:						14:31
PARTICULATE DATA						
Upwind			Downwind			Exceeds Particulate Alarm Limit
Time	Concentration (ug/m^3)	15-Min Avg Concentration (ug/m^3)	Time	Concentration (ug/m^3)	15-Min Avg Concentration (ug/m^3)	
9:57	52.0	-	9:57	21.0	-	-
9:58	52.0	-	9:58	23.0	-	-
9:59	52.5	-	9:59	23.3	-	-
10:00	52.5	-	10:00	24.0	-	-
10:01	52.3	-	10:01	21.0	-	-
10:02	52.3	-	10:02	28.3	-	-
10:03	52.3	-	10:03	29.0	-	-
10:04	52.0	-	10:04	21.8	-	-
10:05	52.0	-	10:05	21.3	-	-
10:06	52.0	-	10:06	22.3	-	-
10:07	53.8	-	10:07	21.8	-	-
10:08	52.5	-	10:08	21.8	-	-
10:09	53.5	-	10:09	21.0	-	-
10:10	55.5	-	10:10	20.8	-	-
10:11	64.3	-	10:11	19.3	-	-
10:12	53.3	53.5	10:12	19.3	22.5	-
10:13	67.8	54.6	10:13	19.8	22.3	-
10:14	52.5	54.6	10:14	21.0	22.1	-
10:15	52.0	54.5	10:15	20.5	21.9	-
10:16	52.8	54.6	10:16	21.8	22.0	-
10:17	53.5	54.6	10:17	20.0	21.4	-
10:18	51.3	54.6	10:18	21.0	20.9	-
10:19	52.5	54.6	10:19	21.3	20.8	-
10:20	51.3	54.6	10:20	23.0	21.0	-
10:21	51.8	54.5	10:21	27.5	21.3	-
10:22	51.5	54.4	10:22	21.5	21.3	-
10:23	54.8	54.5	10:23	18.5	21.1	-
10:24	53.0	54.5	10:24	19.8	21.0	-
10:25	52.3	54.3	10:25	19.5	20.9	-
10:26	51.8	53.5	10:26	88.5	25.5	-
10:27	52.3	53.4	10:27	22.0	25.7	-
10:28	52.8	52.4	10:28	21.3	25.8	-
10:29	53.8	52.5	10:29	20.5	25.8	-
10:30	61.8	53.1	10:30	20.0	25.7	-
10:31	52.5	53.1	10:31	22.5	25.8	-
10:32	52.5	53.0	10:32	21.0	25.9	-
10:33	52.0	53.1	10:33	19.3	25.7	-
10:34	52.0	53.1	10:34	18.5	25.6	-
10:35	53.0	53.2	10:35	19.0	25.3	-
10:36	53.8	53.3	10:36	19.5	24.8	-
10:37	56.8	53.7	10:37	19.3	24.6	-

Grand Union Bowling Alley Site
BCP #360222
150 Westchester Avenue, Port Chester
March 14, 2025

PARTICULATE DATA						
Upwind			Downwind			Exceeds Particulate Alarm Limit
Time	Concentration (ug/m^3)	15-Min Avg Concentration (ug/m^3)	Time	Concentration (ug/m^3)	15-Min Avg Concentration (ug/m^3)	
10:38	52.3	53.5	10:38	19.0	24.6	-
10:39	52.5	53.5	10:39	20.8	24.7	-
10:40	52.5	53.5	10:40	21.0	24.8	-
10:41	53.5	53.6	10:41	19.0	20.2	-
10:42	52.8	53.6	10:42	18.8	20.0	-
10:43	52.8	53.6	10:43	18.8	19.8	-
10:44	52.5	53.5	10:44	18.0	19.6	-
10:45	52.3	52.9	10:45	19.5	19.6	-
10:46	52.3	52.9	10:46	21.0	19.5	-
10:47	52.5	52.9	10:47	23.5	19.7	-
10:48	52.5	52.9	10:48	21.0	19.8	-
10:49	52.3	52.9	10:49	20.3	19.9	-
10:50	52.8	52.9	10:50	20.0	20.0	-
10:51	52.8	52.9	10:51	20.3	20.0	-
10:52	52.0	52.5	10:52	20.5	20.1	-
10:53	53.3	52.6	10:53	20.5	20.2	-
10:54	52.0	52.6	10:54	20.3	20.2	-
10:55	52.0	52.5	10:55	19.0	20.0	-
10:56	52.3	52.5	10:56	20.8	20.1	-
10:57	52.8	52.5	10:57	20.8	20.3	-
10:58	52.0	52.4	10:58	19.3	20.3	-
10:59	52.0	52.4	10:59	19.3	20.4	-
11:00	52.3	52.4	11:00	19.5	20.4	-
11:01	52.8	52.4	11:01	19.8	20.3	-
11:02	53.3	52.5	11:02	20.3	20.1	-
11:03	55.0	52.6	11:03	18.3	19.9	-
11:04	53.5	52.7	11:04	18.8	19.8	-
11:05	61.8	53.3	11:05	19.0	19.7	-
11:06	53.8	53.4	11:06	19.5	19.7	-
11:07	52.8	53.4	11:07	19.5	19.6	-
11:08	51.8	53.3	11:08	19.8	19.6	-
11:09	52.5	53.4	11:09	19.5	19.5	-
11:10	52.3	53.4	11:10	19.0	19.5	-
11:11	53.3	53.4	11:11	24.8	19.8	-
11:12	52.0	53.4	11:12	24.0	20.0	-
11:13	52.3	53.4	11:13	22.0	20.2	-
11:14	53.3	53.5	11:14	20.5	20.3	-
11:15	53.5	53.6	11:15	20.0	20.3	-
11:16	53.0	53.6	11:16	20.5	20.4	-
11:17	58.5	53.9	11:17	19.5	20.3	-
11:18	53.3	53.8	11:18	20.3	20.4	-
11:19	53.3	53.8	11:19	20.8	20.6	-
11:20	54.3	53.3	11:20	20.5	20.7	-
11:21	52.8	53.2	11:21	28.0	21.2	-
11:22	69.8	54.4	11:22	19.0	21.2	-
11:23	54.3	54.5	11:23	19.3	21.2	-
11:24	68.3	55.6	11:24	24.0	21.5	-
11:25	55.8	55.8	11:25	28.3	22.1	-

Grand Union Bowling Alley Site
BCP #360222
150 Westchester Avenue, Port Chester
March 14, 2025

PARTICULATE DATA						
Upwind			Downwind			Exceeds Particulate Alarm Limit
Time	Concentration (ug/m^3)	15-Min Avg Concentration (ug/m^3)	Time	Concentration (ug/m^3)	15-Min Avg Concentration (ug/m^3)	
11:26	53.5	55.8	11:26	26.3	22.2	-
11:27	66.8	56.8	11:27	20.5	22.0	-
11:28	82.5	58.8	11:28	22.8	22.0	-
11:29	82.8	60.8	11:29	25.3	22.3	-
11:30	79.3	62.5	11:30	24.5	22.6	-
11:31	55.5	62.7	11:31	21.8	22.7	-
11:32	58.0	62.7	11:32	22.0	22.9	-
11:33	55.0	62.8	11:33	19.3	22.8	-
11:34	61.0	63.3	11:34	19.8	22.7	-
11:35	64.5	64.0	11:35	20.8	22.8	-
11:36	68.8	65.0	11:36	20.5	22.3	-
11:37	54.5	64.0	11:37	19.3	22.3	-
11:38	54.0	64.0	11:38	20.8	22.4	-
11:39	52.8	63.0	11:39	20.0	22.1	-
11:40	52.8	62.8	11:40	18.3	21.4	-
11:41	55.8	62.9	11:41	18.0	20.9	-
11:42	53.3	62.0	11:42	18.8	20.8	-
11:43	53.8	60.1	11:43	19.5	20.6	-
11:44	53.0	58.1	11:44	20.3	20.2	-
11:45	52.0	56.3	11:45	19.0	19.9	-
11:46	52.5	56.1	11:46	18.3	19.6	-
11:47	52.3	55.7	11:47	20.8	19.5	-
11:48	52.3	55.5	11:48	19.0	19.5	-
11:49	52.3	55.0	11:49	19.8	19.5	-
11:50	52.3	54.1	11:50	19.3	19.4	-
11:51	52.0	53.0	11:51	21.3	19.5	-
11:52	52.5	52.9	11:52	19.0	19.5	-
11:53	54.3	52.9	11:53	20.8	19.5	-
11:54	53.0	52.9	11:54	19.0	19.4	-
11:55	52.5	52.9	11:55	21.8	19.6	-
11:56	52.3	52.7	11:56	21.3	19.8	-
11:57	53.0	52.7	11:57	22.0	20.1	-
11:58	58.8	53.0	11:58	23.8	20.3	-
11:59	52.5	53.0	11:59	22.8	20.5	-
12:00	57.8	53.3	12:00	22.0	20.7	-
12:01	53.0	53.4	12:01	21.3	20.9	-
12:02	53.8	53.5	12:02	21.5	21.0	-
12:03	52.5	53.5	12:03	20.3	21.0	-
12:04	52.3	53.5	12:04	21.3	21.1	-
12:05	52.8	53.5	12:05	20.8	21.2	-
12:06	52.5	53.6	12:06	21.5	21.3	-
12:07	52.3	53.5	12:07	21.0	21.4	-
12:08	52.3	53.4	12:08	25.0	21.7	-
12:09	52.5	53.4	12:09	21.3	21.8	-
12:10	52.0	53.3	12:10	20.3	21.7	-
12:11	51.8	53.3	12:11	20.8	21.7	-
12:12	52.0	53.2	12:12	22.0	21.7	-
12:13	51.8	52.8	12:13	21.3	21.5	-

Grand Union Bowling Alley Site
BCP #360222
150 Westchester Avenue, Port Chester
March 14, 2025

PARTICULATE DATA						
Upwind			Downwind			Exceeds Particulate Alarm Limit
Time	Concentration (ug/m^3)	15-Min Avg Concentration (ug/m^3)	Time	Concentration (ug/m^3)	15-Min Avg Concentration (ug/m^3)	
12:14	55.8	53.0	12:14	21.8	21.5	-
12:15	52.8	52.7	12:15	20.8	21.4	-
12:16	52.3	52.6	12:16	24.3	21.6	-
12:17	52.5	52.5	12:17	20.5	21.5	-
12:18	52.0	52.5	12:18	21.3	21.6	-
12:19	51.8	52.5	12:19	20.0	21.5	-
12:20	54.3	52.6	12:20	20.0	21.4	-
12:21	53.8	52.6	12:21	21.5	21.4	-
12:22	59.3	53.1	12:22	20.3	21.4	-
12:23	54.0	53.2	12:23	20.3	21.1	-
12:24	54.3	53.3	12:24	21.0	21.1	-
12:25	51.5	53.3	12:25	20.0	21.0	-
12:26	52.5	53.4	12:26	20.3	21.0	-
12:27	62.3	54.0	12:27	19.8	20.9	-
12:28	53.3	54.1	12:28	19.5	20.7	-
12:29	52.0	53.9	12:29	21.3	20.7	-
12:30	52.8	53.9	12:30	20.5	20.7	-
12:31	52.5	53.9	12:31	22.8	20.6	-
12:32	51.8	53.9	12:32	21.0	20.6	-
12:33	52.3	53.9	12:33	23.0	20.7	-
12:34	51.3	53.8	12:34	21.8	20.9	-
12:35	51.8	53.7	12:35	23.0	21.1	-
12:36	52.0	53.6	12:36	23.0	21.2	-
12:37	52.0	53.1	12:37	28.5	21.7	-
12:38	51.5	52.9	12:38	23.0	21.9	-
12:39	51.8	52.7	12:39	24.8	22.1	-
12:40	51.5	52.7	12:40	35.3	23.2	-
12:41	51.5	52.7	12:41	23.8	23.4	-
12:42	51.8	52.0	12:42	26.8	23.9	-
12:43	51.3	51.8	12:43	22.3	24.0	-
12:44	52.0	51.8	12:44	21.3	24.0	-
12:45	52.8	51.8	12:45	62.5	26.8	-
12:46	53.8	51.9	12:46	22.8	26.8	-
12:47	55.0	52.1	12:47	21.3	26.9	-
12:48	52.0	52.1	12:48	30.5	27.4	-
12:49	51.3	52.1	12:49	52.3	29.4	-
12:50	52.0	52.1	12:50	48.8	31.1	-
12:51	53.3	52.2	12:51	21.0	31.0	-
12:52	52.3	52.2	12:52	20.0	30.4	-
12:53	51.8	52.3	12:53	20.0	30.2	-
12:54	52.5	52.3	12:54	19.8	29.9	-
12:55	53.0	52.4	12:55	20.5	28.9	-
12:56	52.0	52.4	12:56	20.5	28.7	-
12:57	53.0	52.5	12:57	20.3	28.2	-
12:58	53.3	52.7	12:58	21.8	28.2	-
12:59	53.0	52.7	12:59	20.5	28.2	-
13:00	52.8	52.7	13:00	23.5	25.6	-
13:01	53.3	52.7	13:01	39.3	26.7	-

Grand Union Bowling Alley Site
BCP #360222
150 Westchester Avenue, Port Chester
March 14, 2025

PARTICULATE DATA						
Upwind			Downwind			Exceeds Particulate Alarm Limit
Time	Concentration (ug/m^3)	15-Min Avg Concentration (ug/m^3)	Time	Concentration (ug/m^3)	15-Min Avg Concentration (ug/m^3)	
13:02	51.8	52.5	13:02	19.0	26.5	-
13:03	52.3	52.5	13:03	20.3	25.8	-
13:04	52.0	52.5	13:04	32.5	24.5	-
13:05	51.8	52.5	13:05	21.0	22.7	-
13:06	51.8	52.4	13:06	19.8	22.6	-
13:07	53.3	52.5	13:07	18.3	22.5	-
13:08	52.0	52.5	13:08	39.5	23.8	-
13:09	51.8	52.5	13:09	24.8	24.1	-
13:10	53.8	52.5	13:10	18.3	23.9	-
13:11	52.3	52.5	13:11	20.3	23.9	-
13:12	52.3	52.5	13:12	17.3	23.7	-
13:13	52.0	52.4	13:13	17.5	23.4	-
13:14	52.0	52.3	13:14	18.3	23.3	-
13:15	53.8	52.4	13:15	17.3	22.9	-
13:16	51.8	52.3	13:16	19.3	21.5	-
13:17	51.3	52.3	13:17	18.3	21.5	-
13:18	52.3	52.3	13:18	17.5	21.3	-
13:19	62.0	52.9	13:19	18.3	20.4	-
13:20	54.0	53.1	13:20	19.8	20.3	-
13:21	52.0	53.1	13:21	17.3	20.1	-
13:22	51.3	53.0	13:22	17.5	20.1	-
13:23	51.0	52.9	13:23	17.8	18.6	-
13:24	51.5	52.9	13:24	18.0	18.2	-
13:25	51.0	52.7	13:25	19.3	18.2	-
13:26	50.8	52.6	13:26	18.0	18.1	-
13:27	52.8	52.6	13:27	20.8	18.3	-
13:28	56.8	52.9	13:28	33.5	19.4	-
13:29	51.5	52.9	13:29	17.8	19.3	-
13:30	51.0	52.7	13:30	16.8	19.3	-
13:31	50.8	52.7	13:31	16.8	19.1	-
13:32	50.8	52.6	13:32	16.8	19.0	-
13:33	52.0	52.6	13:33	15.8	18.9	-
13:34	52.3	52.0	13:34	20.0	19.0	-
13:35	51.0	51.8	13:35	16.8	18.8	-
13:36	51.0	51.7	13:36	16.0	18.8	-
13:37	51.0	51.7	13:37	17.0	18.7	-
13:38	51.0	51.7	13:38	16.5	18.6	-
13:39	51.0	51.6	13:39	17.5	18.6	-
13:40	51.5	51.7	13:40	16.8	18.4	-
13:41	51.3	51.7	13:41	18.3	18.5	-
13:42	51.5	51.6	13:42	17.3	18.2	-
13:43	50.8	51.2	13:43	19.3	17.3	-
13:44	51.8	51.2	13:44	16.0	17.2	-
13:45	50.8	51.2	13:45	18.8	17.3	-
13:46	50.8	51.2	13:46	15.5	17.2	-
13:47	51.3	51.3	13:47	14.8	17.1	-
13:48	51.3	51.2	13:48	15.0	17.0	-
13:49	50.8	51.1	13:49	15.3	16.7	-

Grand Union Bowling Alley Site
BCP #360222
150 Westchester Avenue, Port Chester
March 14, 2025

PARTICULATE DATA						
Upwind			Downwind			Exceeds Particulate Alarm Limit
Time	Concentration (ug/m^3)	15-Min Avg Concentration (ug/m^3)	Time	Concentration (ug/m^3)	15-Min Avg Concentration (ug/m^3)	
13:50	51.0	51.1	13:50	19.8	16.9	-
13:51	51.3	51.1	13:51	15.5	16.9	-
13:52	51.0	51.1	13:52	15.5	16.8	-
13:53	50.8	51.1	13:53	15.3	16.7	-
13:54	51.0	51.1	13:54	14.3	16.5	-
13:55	50.8	51.1	13:55	15.0	16.4	-
13:56	50.8	51.0	13:56	14.5	16.1	-
13:57	51.0	51.0	13:57	13.5	15.9	-
13:58	50.8	51.0	13:58	56.3	18.3	-
13:59	50.8	50.9	13:59	135.5	26.3	-
14:00	52.8	51.1	14:00	16.5	26.1	-
14:01	51.8	51.1	14:01	15.3	26.1	-
14:02	51.0	51.1	14:02	38.8	27.7	-
14:03	53.3	51.2	14:03	19.8	28.0	-
14:04	51.3	51.3	14:04	16.3	28.1	-
14:05	52.0	51.3	14:05	105.0	33.8	-
14:06	52.3	51.4	14:06	17.5	33.9	-
14:07	51.3	51.4	14:07	14.5	33.9	-
14:08	53.5	51.6	14:08	18.8	34.1	-
14:09	58.0	52.1	14:09	15.5	34.2	-
14:10	51.3	52.1	14:10	16.5	34.3	-
14:11	51.0	52.1	14:11	16.8	34.4	-
14:12	51.5	52.2	14:12	15.3	34.5	-
14:13	52.0	52.2	14:13	16.3	31.9	-
14:14	51.0	52.3	14:14	17.0	24.0	-
14:15	52.0	52.2	14:15	15.3	23.9	-
14:16	51.0	52.2	14:16	14.5	23.8	-
14:17	51.5	52.2	14:17	15.0	22.3	-
14:18	53.0	52.2	14:18	16.3	22.0	-
14:19	51.0	52.2	14:19	17.0	22.1	-
14:20	52.8	52.2	14:20	16.8	16.2	-
14:21	51.8	52.2	14:21	15.0	16.0	-
14:22	51.3	52.2	14:22	14.5	16.0	-
14:23	51.0	52.0	14:23	14.0	15.7	-
14:24	51.3	51.6	14:24	14.8	15.7	-
14:25	51.5	51.6	14:25	15.3	15.6	-
14:26	51.0	51.6	14:26	15.8	15.5	-
14:27	51.5	51.6	14:27	17.3	15.6	-
14:28	51.3	51.5	14:28	15.0	15.6	-
14:29	51.8	51.6	14:29	15.5	15.5	-
14:30	51.3	51.5	14:30	17.5	15.6	-
14:31	50.8	51.5	14:31	29.0	16.6	-

Grand Union Bowling Alley Site
BCP #360222
150 Westchester Avenue, Port Chester
March 14, 2025

Friday, March 14, 2025						
Number of Instances Where Downwind VOCs Exceeds Upwind VOCs + 5 =						0
Number of Comparable Data Points =						260
Start Time:						9:57
End Time:						14:31
PID DATA						
Upwind			Downwind			
Time	Concentration (ppm)	15-Min Avg Concentration (ppm)	Time	Concentration (ppm)	15-Min Avg Concentration (ppm)	Exceeds VOC Alarm Limit
9:57	0.0	-	9:57	0.0	-	-
9:58	0.0	-	9:58	0.0	-	-
9:59	0.0	-	9:59	0.0	-	-
10:00	0.0	-	10:00	0.0	-	-
10:01	0.0	-	10:01	0.0	-	-
10:02	0.0	-	10:02	0.0	-	-
10:03	0.0	-	10:03	0.0	-	-
10:04	0.0	-	10:04	0.0	-	-
10:05	0.0	-	10:05	0.0	-	-
10:06	0.0	-	10:06	0.0	-	-
10:07	0.0	-	10:07	0.0	-	-
10:08	0.0	-	10:08	0.0	-	-
10:09	0.0	-	10:09	0.0	-	-
10:10	0.0	-	10:10	0.0	-	-
10:11	0.0	-	10:11	0.0	-	-
10:12	0.0	0.0	10:12	0.0	0.0	-
10:13	0.0	0.0	10:13	0.0	0.0	-
10:14	0.0	0.0	10:14	0.0	0.0	-
10:15	0.0	0.0	10:15	0.0	0.0	-
10:16	0.0	0.0	10:16	0.0	0.0	-
10:17	0.0	0.0	10:17	0.0	0.0	-
10:18	0.0	0.0	10:18	0.0	0.0	-
10:19	0.0	0.0	10:19	0.0	0.0	-
10:20	0.0	0.0	10:20	0.0	0.0	-
10:21	0.0	0.0	10:21	0.0	0.0	-
10:22	0.0	0.0	10:22	0.0	0.0	-
10:23	0.0	0.0	10:23	0.0	0.0	-
10:24	0.0	0.0	10:24	0.0	0.0	-
10:25	0.0	0.0	10:25	0.0	0.0	-
10:26	0.0	0.0	10:26	0.0	0.0	-
10:27	0.0	0.0	10:27	0.0	0.0	-
10:28	0.0	0.0	10:28	0.0	0.0	-
10:29	0.0	0.0	10:29	0.0	0.0	-
10:30	0.0	0.0	10:30	0.0	0.0	-
10:31	0.0	0.0	10:31	0.0	0.0	-
10:32	0.0	0.0	10:32	0.0	0.0	-
10:33	0.0	0.0	10:33	0.0	0.0	-
10:34	0.0	0.0	10:34	0.0	0.0	-
10:35	0.0	0.0	10:35	0.0	0.0	-
10:36	0.0	0.0	10:36	0.0	0.0	-
10:37	0.0	0.0	10:37	0.0	0.0	-
10:38	0.0	0.0	10:38	0.0	0.0	-
10:39	0.0	0.0	10:39	0.0	0.0	-

Grand Union Bowling Alley Site
BCP #360222
150 Westchester Avenue, Port Chester
March 14, 2025

PID DATA						
Upwind			Downwind			
Time	Concentration (ppm)	15-Min Avg Concentration (ppm)	Time	Concentration (ppm)	15-Min Avg Concentration (ppm)	Exceeds VOC Alarm Limit
10:40	0.0	0.0	10:40	0.0	0.0	-
10:41	0.0	0.0	10:41	0.0	0.0	-
10:42	0.0	0.0	10:42	0.0	0.0	-
10:43	0.0	0.0	10:43	0.0	0.0	-
10:44	0.0	0.0	10:44	0.0	0.0	-
10:45	0.0	0.0	10:45	0.0	0.0	-
10:46	0.0	0.0	10:46	0.0	0.0	-
10:47	0.0	0.0	10:47	0.0	0.0	-
10:48	0.0	0.0	10:48	0.0	0.0	-
10:49	0.0	0.0	10:49	0.0	0.0	-
10:50	0.0	0.0	10:50	0.0	0.0	-
10:51	0.0	0.0	10:51	0.0	0.0	-
10:52	0.0	0.0	10:52	0.0	0.0	-
10:53	0.0	0.0	10:53	0.0	0.0	-
10:54	0.0	0.0	10:54	0.0	0.0	-
10:55	0.0	0.0	10:55	0.0	0.0	-
10:56	0.0	0.0	10:56	0.0	0.0	-
10:57	0.0	0.0	10:57	0.0	0.0	-
10:58	0.0	0.0	10:58	0.0	0.0	-
10:59	0.0	0.0	10:59	0.0	0.0	-
11:00	0.0	0.0	11:00	0.0	0.0	-
11:01	0.0	0.0	11:01	0.0	0.0	-
11:02	0.0	0.0	11:02	0.0	0.0	-
11:03	0.0	0.0	11:03	0.0	0.0	-
11:04	0.0	0.0	11:04	0.0	0.0	-
11:05	0.0	0.0	11:05	0.0	0.0	-
11:06	0.0	0.0	11:06	0.0	0.0	-
11:07	0.0	0.0	11:07	0.0	0.0	-
11:08	0.0	0.0	11:08	0.0	0.0	-
11:09	0.0	0.0	11:09	0.0	0.0	-
11:10	0.0	0.0	11:10	0.0	0.0	-
11:11	0.0	0.0	11:11	0.0	0.0	-
11:12	0.0	0.0	11:12	0.0	0.0	-
11:13	0.0	0.0	11:13	0.0	0.0	-
11:14	0.0	0.0	11:14	0.0	0.0	-
11:15	0.0	0.0	11:15	0.0	0.0	-
11:16	0.0	0.0	11:16	0.0	0.0	-
11:17	0.0	0.0	11:17	0.0	0.0	-
11:18	0.0	0.0	11:18	0.0	0.0	-
11:19	0.0	0.0	11:19	0.0	0.0	-
11:20	0.0	0.0	11:20	0.0	0.0	-
11:21	0.0	0.0	11:21	0.0	0.0	-
11:22	0.0	0.0	11:22	0.0	0.0	-
11:23	0.0	0.0	11:23	0.0	0.0	-
11:24	0.0	0.0	11:24	0.0	0.0	-
11:25	0.0	0.0	11:25	0.0	0.0	-
11:26	0.0	0.0	11:26	0.0	0.0	-
11:27	0.0	0.0	11:27	0.0	0.0	-

Grand Union Bowling Alley Site
BCP #360222
150 Westchester Avenue, Port Chester
March 14, 2025

PID DATA						
Upwind			Downwind			
Time	Concentration (ppm)	15-Min Avg Concentration (ppm)	Time	Concentration (ppm)	15-Min Avg Concentration (ppm)	Exceeds VOC Alarm Limit
11:28	0.0	0.0	11:28	0.0	0.0	-
11:29	0.0	0.0	11:29	0.0	0.0	-
11:30	0.0	0.0	11:30	0.0	0.0	-
11:31	0.0	0.0	11:31	0.0	0.0	-
11:32	0.0	0.0	11:32	0.0	0.0	-
11:33	0.0	0.0	11:33	0.0	0.0	-
11:34	0.0	0.0	11:34	0.0	0.0	-
11:35	0.0	0.0	11:35	0.0	0.0	-
11:36	0.0	0.0	11:36	0.0	0.0	-
11:37	0.0	0.0	11:37	0.0	0.0	-
11:38	0.0	0.0	11:38	0.0	0.0	-
11:39	0.0	0.0	11:39	0.0	0.0	-
11:40	0.0	0.0	11:40	0.0	0.0	-
11:41	0.0	0.0	11:41	0.0	0.0	-
11:42	0.0	0.0	11:42	0.0	0.0	-
11:43	0.0	0.0	11:43	0.0	0.0	-
11:44	0.0	0.0	11:44	0.0	0.0	-
11:45	0.0	0.0	11:45	0.0	0.0	-
11:46	0.0	0.0	11:46	0.0	0.0	-
11:47	0.0	0.0	11:47	0.0	0.0	-
11:48	0.0	0.0	11:48	0.0	0.0	-
11:49	0.0	0.0	11:49	0.0	0.0	-
11:50	0.0	0.0	11:50	0.0	0.0	-
11:51	0.0	0.0	11:51	0.0	0.0	-
11:52	0.0	0.0	11:52	0.0	0.0	-
11:53	0.0	0.0	11:53	0.0	0.0	-
11:54	0.0	0.0	11:54	0.0	0.0	-
11:55	0.0	0.0	11:55	0.0	0.0	-
11:56	0.0	0.0	11:56	0.0	0.0	-
11:57	0.0	0.0	11:57	0.0	0.0	-
11:58	0.0	0.0	11:58	0.0	0.0	-
11:59	0.0	0.0	11:59	0.0	0.0	-
12:00	0.0	0.0	12:00	0.0	0.0	-
12:01	0.0	0.0	12:01	0.0	0.0	-
12:02	0.0	0.0	12:02	0.0	0.0	-
12:03	0.0	0.0	12:03	0.0	0.0	-
12:04	0.0	0.0	12:04	0.0	0.0	-
12:05	0.0	0.0	12:05	0.0	0.0	-
12:06	0.0	0.0	12:06	0.0	0.0	-
12:07	0.0	0.0	12:07	0.0	0.0	-
12:08	0.0	0.0	12:08	0.0	0.0	-
12:09	0.0	0.0	12:09	0.0	0.0	-
12:10	0.0	0.0	12:10	0.0	0.0	-
12:11	0.0	0.0	12:11	0.0	0.0	-
12:12	0.0	0.0	12:12	0.0	0.0	-
12:13	0.0	0.0	12:13	0.0	0.0	-
12:14	0.0	0.0	12:14	0.0	0.0	-
12:15	0.0	0.0	12:15	0.0	0.0	-

Grand Union Bowling Alley Site
BCP #360222
150 Westchester Avenue, Port Chester
March 14, 2025

PID DATA						
Upwind			Downwind			
Time	Concentration (ppm)	15-Min Avg Concentration (ppm)	Time	Concentration (ppm)	15-Min Avg Concentration (ppm)	Exceeds VOC Alarm Limit
12:16	0.0	0.0	12:16	0.0	0.0	-
12:17	0.0	0.0	12:17	0.0	0.0	-
12:18	0.0	0.0	12:18	0.0	0.0	-
12:19	0.0	0.0	12:19	0.0	0.0	-
12:20	0.0	0.0	12:20	0.0	0.0	-
12:21	0.0	0.0	12:21	0.0	0.0	-
12:22	0.0	0.0	12:22	0.0	0.0	-
12:23	0.0	0.0	12:23	0.0	0.0	-
12:24	0.0	0.0	12:24	0.0	0.0	-
12:25	0.0	0.0	12:25	0.0	0.0	-
12:26	0.0	0.0	12:26	0.0	0.0	-
12:27	0.0	0.0	12:27	0.0	0.0	-
12:28	0.0	0.0	12:28	0.0	0.0	-
12:29	0.0	0.0	12:29	0.0	0.0	-
12:30	0.0	0.0	12:30	0.0	0.0	-
12:31	0.0	0.0	12:31	0.0	0.0	-
12:32	0.0	0.0	12:32	0.0	0.0	-
12:33	0.0	0.0	12:33	0.0	0.0	-
12:34	0.0	0.0	12:34	0.0	0.0	-
12:35	0.0	0.0	12:35	0.0	0.0	-
12:36	0.0	0.0	12:36	0.0	0.0	-
12:37	0.0	0.0	12:37	0.0	0.0	-
12:38	0.0	0.0	12:38	0.0	0.0	-
12:39	0.0	0.0	12:39	0.0	0.0	-
12:40	0.0	0.0	12:40	0.0	0.0	-
12:41	0.0	0.0	12:41	0.0	0.0	-
12:42	0.0	0.0	12:42	0.0	0.0	-
12:43	0.0	0.0	12:43	0.0	0.0	-
12:44	0.0	0.0	12:44	0.0	0.0	-
12:45	0.0	0.0	12:45	0.0	0.0	-
12:46	0.0	0.0	12:46	0.0	0.0	-
12:47	0.0	0.0	12:47	0.0	0.0	-
12:48	0.0	0.0	12:48	0.0	0.0	-
12:49	0.0	0.0	12:49	0.0	0.0	-
12:50	0.0	0.0	12:50	0.0	0.0	-
12:51	0.0	0.0	12:51	0.0	0.0	-
12:52	0.0	0.0	12:52	0.0	0.0	-
12:53	0.0	0.0	12:53	0.0	0.0	-
12:54	0.0	0.0	12:54	0.0	0.0	-
12:55	0.0	0.0	12:55	0.0	0.0	-
12:56	0.0	0.0	12:56	0.0	0.0	-
12:57	0.0	0.0	12:57	0.0	0.0	-
12:58	0.0	0.0	12:58	0.0	0.0	-
12:59	0.0	0.0	12:59	0.0	0.0	-
13:00	0.0	0.0	13:00	0.0	0.0	-
13:01	0.0	0.0	13:01	0.0	0.0	-
13:02	0.0	0.0	13:02	0.0	0.0	-
13:03	0.0	0.0	13:03	0.0	0.0	-

Grand Union Bowling Alley Site
BCP #360222
150 Westchester Avenue, Port Chester
March 14, 2025

PID DATA						
Upwind			Downwind			
Time	Concentration (ppm)	15-Min Avg Concentration (ppm)	Time	Concentration (ppm)	15-Min Avg Concentration (ppm)	Exceeds VOC Alarm Limit
13:04	0.0	0.0	13:04	0.0	0.0	-
13:05	0.0	0.0	13:05	0.0	0.0	-
13:06	0.0	0.0	13:06	0.0	0.0	-
13:07	0.0	0.0	13:07	0.0	0.0	-
13:08	0.0	0.0	13:08	0.0	0.0	-
13:09	0.0	0.0	13:09	0.0	0.0	-
13:10	0.0	0.0	13:10	0.0	0.0	-
13:11	0.0	0.0	13:11	0.0	0.0	-
13:12	0.0	0.0	13:12	0.0	0.0	-
13:13	0.0	0.0	13:13	0.0	0.0	-
13:14	0.0	0.0	13:14	0.0	0.0	-
13:15	0.0	0.0	13:15	0.0	0.0	-
13:16	0.0	0.0	13:16	0.0	0.0	-
13:17	0.0	0.0	13:17	0.0	0.0	-
13:18	0.0	0.0	13:18	0.0	0.0	-
13:19	0.0	0.0	13:19	0.0	0.0	-
13:20	0.0	0.0	13:20	0.0	0.0	-
13:21	0.0	0.0	13:21	0.0	0.0	-
13:22	0.0	0.0	13:22	0.0	0.0	-
13:23	0.0	0.0	13:23	0.0	0.0	-
13:24	0.0	0.0	13:24	0.0	0.0	-
13:25	0.0	0.0	13:25	0.0	0.0	-
13:26	0.0	0.0	13:26	0.0	0.0	-
13:27	0.0	0.0	13:27	0.0	0.0	-
13:28	0.0	0.0	13:28	0.0	0.0	-
13:29	0.0	0.0	13:29	0.0	0.0	-
13:30	0.0	0.0	13:30	0.0	0.0	-
13:31	0.0	0.0	13:31	0.0	0.0	-
13:32	0.0	0.0	13:32	0.0	0.0	-
13:33	0.0	0.0	13:33	0.0	0.0	-
13:34	0.0	0.0	13:34	0.0	0.0	-
13:35	0.0	0.0	13:35	0.0	0.0	-
13:36	0.0	0.0	13:36	0.0	0.0	-
13:37	0.0	0.0	13:37	0.0	0.0	-
13:38	0.0	0.0	13:38	0.0	0.0	-
13:39	0.0	0.0	13:39	0.0	0.0	-
13:40	0.0	0.0	13:40	0.0	0.0	-
13:41	0.0	0.0	13:41	0.0	0.0	-
13:42	0.0	0.0	13:42	0.0	0.0	-
13:43	0.0	0.0	13:43	0.0	0.0	-
13:44	0.0	0.0	13:44	0.0	0.0	-
13:45	0.0	0.0	13:45	0.0	0.0	-
13:46	0.0	0.0	13:46	0.0	0.0	-
13:47	0.0	0.0	13:47	0.0	0.0	-
13:48	0.0	0.0	13:48	0.0	0.0	-
13:49	0.0	0.0	13:49	0.0	0.0	-
13:50	0.0	0.0	13:50	0.0	0.0	-
13:51	0.0	0.0	13:51	0.0	0.0	-

Grand Union Bowling Alley Site
BCP #360222
150 Westchester Avenue, Port Chester
March 14, 2025

PID DATA						
Upwind			Downwind			
Time	Concentration (ppm)	15-Min Avg Concentration (ppm)	Time	Concentration (ppm)	15-Min Avg Concentration (ppm)	Exceeds VOC Alarm Limit
13:52	0.0	0.0	13:52	0.0	0.0	-
13:53	0.0	0.0	13:53	0.0	0.0	-
13:54	0.0	0.0	13:54	0.0	0.0	-
13:55	0.0	0.0	13:55	0.0	0.0	-
13:56	0.0	0.0	13:56	0.0	0.0	-
13:57	0.0	0.0	13:57	0.0	0.0	-
13:58	0.0	0.0	13:58	0.0	0.0	-
13:59	0.0	0.0	13:59	0.0	0.0	-
14:00	0.0	0.0	14:00	0.0	0.0	-
14:01	0.0	0.0	14:01	0.0	0.0	-
14:02	0.0	0.0	14:02	0.0	0.0	-
14:03	0.0	0.0	14:03	0.0	0.0	-
14:04	0.0	0.0	14:04	0.0	0.0	-
14:05	0.0	0.0	14:05	0.0	0.0	-
14:06	0.0	0.0	14:06	0.0	0.0	-
14:07	0.0	0.0	14:07	0.0	0.0	-
14:08	0.0	0.0	14:08	0.0	0.0	-
14:09	0.0	0.0	14:09	0.0	0.0	-
14:10	0.0	0.0	14:10	0.0	0.0	-
14:11	0.0	0.0	14:11	0.0	0.0	-
14:12	0.0	0.0	14:12	0.0	0.0	-
14:13	0.0	0.0	14:13	0.0	0.0	-
14:14	0.0	0.0	14:14	0.0	0.0	-
14:15	0.0	0.0	14:15	0.0	0.0	-
14:16	0.0	0.0	14:16	0.0	0.0	-
14:17	0.0	0.0	14:17	0.0	0.0	-
14:18	0.0	0.0	14:18	0.0	0.0	-
14:19	0.0	0.0	14:19	0.0	0.0	-
14:20	0.0	0.0	14:20	0.0	0.0	-
14:21	0.0	0.0	14:21	0.0	0.0	-
14:22	0.0	0.0	14:22	0.0	0.0	-
14:23	0.0	0.0	14:23	0.0	0.0	-
14:24	0.0	0.0	14:24	0.0	0.0	-
14:25	0.0	0.0	14:25	0.0	0.0	-
14:26	0.0	0.0	14:26	0.0	0.0	-
14:27	0.0	0.0	14:27	0.0	0.0	-
14:28	0.0	0.0	14:28	0.0	0.0	-
14:29	0.0	0.0	14:29	0.0	0.0	-
14:30	0.0	0.0	14:30	0.0	0.0	-
14:31	0.0	0.0	14:31	0.0	0.0	-

SESI CONSULTING ENGINEERS

959 US-46 Floor 3, Suite 300 - Parsippany-Troy Hills, NJ

DAILY AIR MONITORING REPORT
150 Westchester Avenue
Port Chester, New York

03/18/2025

Rev. No. 0	Page 1 of 2
Project Number: 11895A	
Dust Action Level	150 µg/m^3
VOC Action Level	5 ppm

Weather Data Range for Work Day		Wind Direction	N	Relative Humidity (%)	30.0 - 62.0	Daily Rain Total (in)	0.00	Readings in the summary table and graphs below are the reported downwind concentrations.
Temperature (°F)	38.0 - 59.0	Wind Speed (MPH)	3.9 - 7.6	Barometer (inHg)	30.00 - 30.10	Avg. Dew Point Temp (°F)	25.8	

Station Location	Daily Avg. Dust Concentration (µg/m^3)	Max 15-Min Dust Concentration (µg/m^3)	Time of Max Dust Reading	Daily Avg. VOC Concentration (ppm)	Max 15-Min VOC Concentration (ppm)	Time of Max VOC Reading
Upwind	15.0	21.8	11:08	0.0	0.0	9:56
Downwind	54.6	63.0	14:29	0.0	0.0	9:57

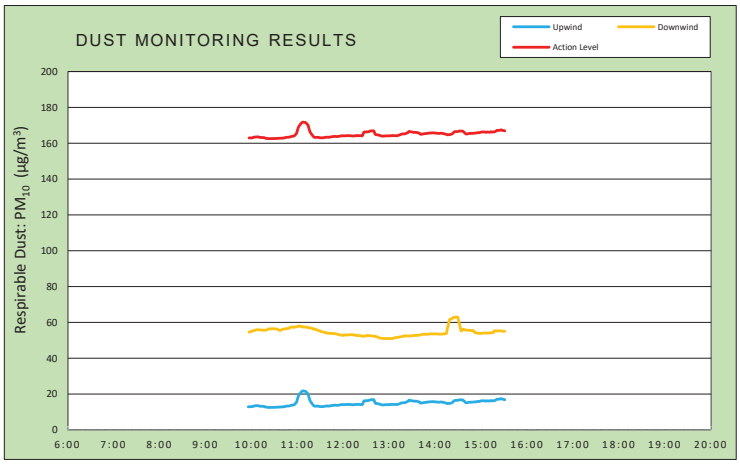

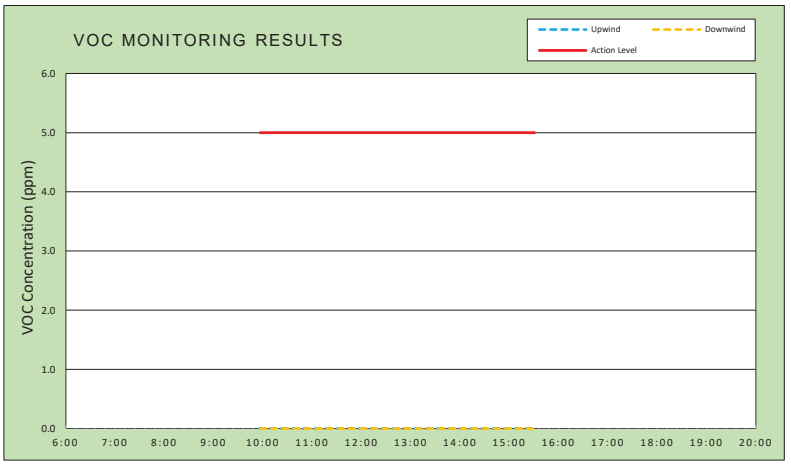

Air Monitoring Notes:

Weather Notes:

EMILCOTT
A Triumvirate Environmental Company

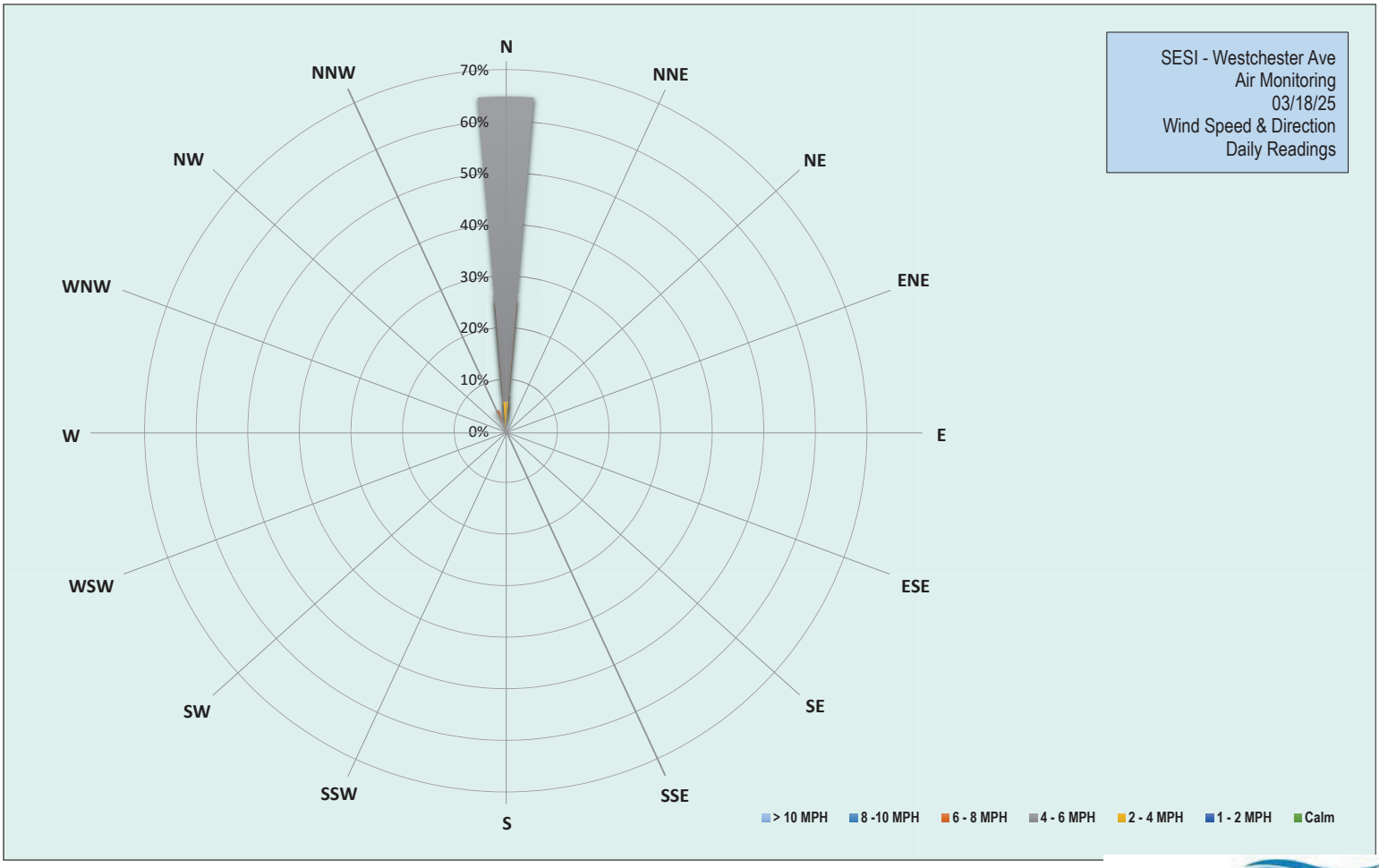

EMILCOTT
A Triumvirate Environmental Company

Grand Union Bowling Alley Site
BCP #360222
150 Westchester Avenue, Port Chester
March 18, 2025

Tuesday, March 18, 2025						
Number of Instances Where Downwind Particulates Exceeds Upwind Particulate + 150 =						0
Number of Comparable Data Points =						335
Start Time:						9:41
End Time:						15:31
PARTICULATE DATA						
Upwind			Downwind			Exceeds Particulate Alarm Limit
Time	Concentration (ug/m^3)	15-Min Avg Concentration (ug/m^3)	Time	Concentration (ug/m^3)	15-Min Avg Concentration (ug/m^3)	
9:41	12.3	-	9:41	-	-	-
9:42	12.5	-	9:42	53.0	-	-
9:43	12.5	-	9:43	53.0	-	-
9:44	13.3	-	9:44	53.0	-	-
9:45	12.5	-	9:45	53.3	-	-
9:46	11.8	-	9:46	53.5	-	-
9:47	12.8	-	9:47	53.8	-	-
9:48	13.3	-	9:48	56.0	-	-
9:49	12.5	-	9:49	54.3	-	-
9:50	12.8	-	9:50	54.8	-	-
9:51	12.0	-	9:51	55.3	-	-
9:52	13.0	-	9:52	55.3	-	-
9:53	12.5	-	9:53	55.0	-	-
9:54	13.0	-	9:54	55.3	-	-
9:55	16.0	-	9:55	55.3	-	-
9:56	13.5	12.9	9:56	55.8	-	-
9:57	13.3	13.0	9:57	55.3	54.6	-
9:58	12.8	13.0	9:58	55.3	54.7	-
9:59	13.0	13.0	9:59	55.5	54.9	-
10:00	13.0	13.0	10:00	56.0	55.1	-
10:01	12.5	13.1	10:01	55.5	55.2	-
10:02	13.3	13.1	10:02	55.3	55.3	-
10:03	16.8	13.3	10:03	57.0	55.4	-
10:04	13.8	13.4	10:04	56.3	55.5	-
10:05	13.5	13.5	10:05	57.3	55.7	-
10:06	13.0	13.5	10:06	58.0	55.9	-
10:07	13.0	13.5	10:07	56.0	55.9	-
10:08	13.0	13.6	10:08	55.3	55.9	-
10:09	13.0	13.6	10:09	54.5	55.9	-
10:10	12.8	13.3	10:10	55.0	55.9	-
10:11	12.8	13.3	10:11	55.8	55.9	-
10:12	12.5	13.2	10:12	54.8	55.8	-
10:13	12.5	13.2	10:13	54.8	55.8	-
10:14	12.8	13.2	10:14	55.0	55.8	-
10:15	12.3	13.2	10:15	54.8	55.7	-
10:16	12.3	13.1	10:16	56.0	55.7	-
10:17	12.8	13.1	10:17	54.8	55.7	-
10:18	13.0	12.9	10:18	57.5	55.7	-
10:19	12.5	12.8	10:19	56.3	55.7	-
10:20	12.5	12.7	10:20	58.5	55.8	-
10:21	12.0	12.6	10:21	62.8	56.1	-

Grand Union Bowling Alley Site
BCP #360222
150 Westchester Avenue, Port Chester
March 18, 2025

PARTICULATE DATA						
Upwind			Downwind			Exceeds Particulate Alarm Limit
Time	Concentration (ug/m^3)	15-Min Avg Concentration (ug/m^3)	Time	Concentration (ug/m^3)	15-Min Avg Concentration (ug/m^3)	
10:22	12.3	12.6	10:22	58.3	56.3	-
10:23	12.5	12.6	10:23	57.5	56.4	-
10:24	13.5	12.6	10:24	55.3	56.5	-
10:25	12.8	12.6	10:25	55.0	56.5	-
10:26	13.0	12.6	10:26	55.3	56.4	-
10:27	12.5	12.6	10:27	55.5	56.5	-
10:28	13.0	12.6	10:28	54.8	56.5	-
10:29	12.3	12.6	10:29	54.8	56.5	-
10:30	12.3	12.6	10:30	55.0	56.5	-
10:31	13.0	12.7	10:31	55.5	56.4	-
10:32	13.0	12.7	10:32	54.5	56.4	-
10:33	13.3	12.7	10:33	55.8	56.3	-
10:34	12.8	12.7	10:34	55.3	56.2	-
10:35	13.3	12.8	10:35	55.3	56.0	-
10:36	12.0	12.8	10:36	57.8	55.7	-
10:37	13.0	12.8	10:37	57.0	55.6	-
10:38	12.8	12.8	10:38	57.5	55.6	-
10:39	13.5	12.8	10:39	58.3	55.8	-
10:40	13.0	12.8	10:40	58.8	56.1	-
10:41	13.8	12.9	10:41	57.8	56.2	-
10:42	13.3	12.9	10:42	56.3	56.3	-
10:43	14.3	13.0	10:43	56.0	56.4	-
10:44	12.5	13.0	10:44	55.5	56.4	-
10:45	15.3	13.2	10:45	55.8	56.5	-
10:46	13.8	13.3	10:46	56.0	56.5	-
10:47	13.8	13.3	10:47	56.5	56.6	-
10:48	13.8	13.4	10:48	55.8	56.6	-
10:49	13.3	13.4	10:49	56.0	56.7	-
10:50	14.0	13.5	10:50	62.8	57.2	-
10:51	14.0	13.6	10:51	58.5	57.2	-
10:52	15.3	13.7	10:52	59.0	57.4	-
10:53	13.8	13.8	10:53	59.8	57.5	-
10:54	15.3	13.9	10:54	58.0	57.5	-
10:55	13.5	14.0	10:55	56.3	57.3	-
10:56	16.3	14.1	10:56	56.5	57.2	-
10:57	18.5	14.5	10:57	58.8	57.4	-
10:58	22.8	15.0	10:58	58.0	57.5	-
10:59	18.8	15.5	10:59	57.3	57.7	-
11:00	36.8	16.9	11:00	57.3	57.8	-
11:01	34.8	18.3	11:01	56.5	57.8	-
11:02	29.5	19.3	11:02	58.0	57.9	-
11:03	23.3	20.0	11:03	57.0	58.0	-
11:04	21.3	20.5	11:04	56.8	58.0	-
11:05	22.5	21.1	11:05	58.0	57.7	-
11:06	20.3	21.5	11:06	57.3	57.6	-
11:07	19.3	21.8	11:07	59.5	57.7	-
11:08	14.0	21.8	11:08	56.8	57.5	-
11:09	13.8	21.7	11:09	57.0	57.4	-

Grand Union Bowling Alley Site
BCP #360222
150 Westchester Avenue, Port Chester
March 18, 2025

PARTICULATE DATA						
Upwind			Downwind			Exceeds Particulate Alarm Limit
Time	Concentration (ug/m^3)	15-Min Avg Concentration (ug/m^3)	Time	Concentration (ug/m^3)	15-Min Avg Concentration (ug/m^3)	
11:10	13.0	21.6	11:10	56.5	57.4	-
11:11	13.8	21.5	11:11	56.8	57.4	-
11:12	13.0	21.1	11:12	59.0	57.4	-
11:13	13.0	20.5	11:13	55.3	57.3	-
11:14	15.5	20.2	11:14	55.3	57.1	-
11:15	13.0	18.7	11:15	55.0	57.0	-
11:16	13.0	17.2	11:16	58.5	57.1	-
11:17	13.5	16.1	11:17	55.3	56.9	-
11:18	13.3	15.5	11:18	55.3	56.8	-
11:19	13.0	14.9	11:19	56.3	56.8	-
11:20	13.0	14.3	11:20	55.0	56.6	-
11:21	13.0	13.8	11:21	54.8	56.4	-
11:22	12.8	13.4	11:22	54.8	56.1	-
11:23	12.8	13.3	11:23	60.5	56.3	-
11:24	12.8	13.2	11:24	54.8	56.2	-
11:25	15.0	13.4	11:25	54.3	56.0	-
11:26	12.8	13.3	11:26	54.0	55.9	-
11:27	13.3	13.3	11:27	54.0	55.5	-
11:28	12.5	13.3	11:28	53.8	55.4	-
11:29	12.5	13.1	11:29	54.0	55.3	-
11:30	12.8	13.1	11:30	53.8	55.3	-
11:31	13.0	13.1	11:31	54.3	55.0	-
11:32	13.3	13.0	11:32	53.5	54.9	-
11:33	13.5	13.1	11:33	53.8	54.8	-
11:34	13.3	13.1	11:34	54.0	54.6	-
11:35	13.8	13.1	11:35	53.3	54.5	-
11:36	15.0	13.3	11:36	55.0	54.5	-
11:37	13.5	13.3	11:37	53.5	54.4	-
11:38	13.8	13.4	11:38	55.3	54.1	-
11:39	13.5	13.4	11:39	54.0	54.0	-
11:40	13.3	13.3	11:40	54.0	54.0	-
11:41	13.8	13.4	11:41	53.8	54.0	-
11:42	13.3	13.4	11:42	54.3	54.0	-
11:43	13.5	13.4	11:43	53.0	54.0	-
11:44	13.8	13.5	11:44	53.3	53.9	-
11:45	14.5	13.6	11:45	53.0	53.9	-
11:46	14.5	13.7	11:46	53.8	53.8	-
11:47	13.0	13.7	11:47	53.3	53.8	-
11:48	14.3	13.8	11:48	54.0	53.8	-
11:49	14.8	13.9	11:49	52.3	53.7	-
11:50	13.0	13.8	11:50	53.0	53.7	-
11:51	13.5	13.7	11:51	52.5	53.5	-
11:52	14.0	13.8	11:52	52.8	53.5	-
11:53	14.0	13.8	11:53	52.8	53.3	-
11:54	14.8	13.9	11:54	53.0	53.2	-
11:55	14.0	13.9	11:55	52.3	53.1	-
11:56	15.3	14.0	11:56	52.3	53.0	-
11:57	14.0	14.1	11:57	52.5	52.9	-

Grand Union Bowling Alley Site
BCP #360222
150 Westchester Avenue, Port Chester
March 18, 2025

PARTICULATE DATA						
Upwind			Downwind			Exceeds Particulate Alarm Limit
Time	Concentration (ug/m^3)	15-Min Avg Concentration (ug/m^3)	Time	Concentration (ug/m^3)	15-Min Avg Concentration (ug/m^3)	
11:58	15.3	14.2	11:58	53.0	52.9	-
11:59	14.0	14.2	11:59	52.5	52.9	-
12:00	13.5	14.1	12:00	52.3	52.8	-
12:01	14.8	14.1	12:01	56.8	53.0	-
12:02	13.5	14.2	12:02	53.0	53.0	-
12:03	14.3	14.2	12:03	54.3	53.0	-
12:04	14.8	14.2	12:04	52.8	53.0	-
12:05	14.0	14.2	12:05	52.5	53.0	-
12:06	14.0	14.3	12:06	52.5	53.0	-
12:07	13.3	14.2	12:07	53.5	53.1	-
12:08	13.8	14.2	12:08	52.8	53.1	-
12:09	14.3	14.2	12:09	54.3	53.1	-
12:10	14.5	14.2	12:10	53.0	53.2	-
12:11	14.0	14.1	12:11	52.0	53.2	-
12:12	14.0	14.1	12:12	52.0	53.1	-
12:13	13.8	14.0	12:13	52.0	53.1	-
12:14	15.0	14.1	12:14	52.3	53.1	-
12:15	14.8	14.2	12:15	52.3	53.1	-
12:16	14.3	14.1	12:16	52.3	52.8	-
12:17	15.5	14.3	12:17	54.8	52.9	-
12:18	14.5	14.3	12:18	52.3	52.7	-
12:19	14.3	14.3	12:19	52.3	52.7	-
12:20	14.0	14.3	12:20	52.0	52.7	-
12:21	13.3	14.2	12:21	52.5	52.7	-
12:22	13.5	14.2	12:22	52.8	52.6	-
12:23	13.5	14.2	12:23	52.0	52.6	-
12:24	14.0	14.2	12:24	51.8	52.4	-
12:25	14.0	14.2	12:25	52.5	52.4	-
12:26	30.5	15.3	12:26	51.3	52.3	-
12:27	27.0	16.1	12:27	52.3	52.3	-
12:28	16.8	16.3	12:28	53.5	52.4	-
12:29	14.3	16.3	12:29	53.5	52.5	-
12:30	15.3	16.3	12:30	51.8	52.5	-
12:31	15.8	16.4	12:31	55.5	52.7	-
12:32	14.3	16.3	12:32	54.0	52.7	-
12:33	15.8	16.4	12:33	52.0	52.6	-
12:34	17.3	16.6	12:34	52.0	52.6	-
12:35	16.0	16.7	12:35	52.0	52.6	-
12:36	15.0	16.9	12:36	52.0	52.6	-
12:37	14.0	16.9	12:37	51.3	52.5	-
12:38	14.0	16.9	12:38	51.5	52.5	-
12:39	13.8	16.9	12:39	51.0	52.4	-
12:40	13.8	16.9	12:40	51.5	52.3	-
12:41	14.0	15.8	12:41	51.3	52.3	-
12:42	14.4	14.9	12:42	51.0	52.3	-
12:43	14.0	14.8	12:43	51.0	52.1	-
12:44	14.0	14.7	12:44	51.3	51.9	-
12:45	14.2	14.7	12:45	51.0	51.9	-

Grand Union Bowling Alley Site
BCP #360222
150 Westchester Avenue, Port Chester
March 18, 2025

PARTICULATE DATA						
Upwind			Downwind			Exceeds Particulate Alarm Limit
Time	Concentration (ug/m^3)	15-Min Avg Concentration (ug/m^3)	Time	Concentration (ug/m^3)	15-Min Avg Concentration (ug/m^3)	
12:46	13.2	14.5	12:46	51.0	51.6	-
12:47	14.2	14.5	12:47	51.0	51.4	-
12:48	13.8	14.4	12:48	51.0	51.3	-
12:49	14.0	14.2	12:49	51.0	51.3	-
12:50	14.2	14.0	12:50	51.0	51.2	-
12:51	14.0	14.0	12:51	51.0	51.1	-
12:52	14.4	14.0	12:52	51.0	51.1	-
12:53	13.8	14.0	12:53	51.0	51.1	-
12:54	14.6	14.0	12:54	51.0	51.1	-
12:55	14.8	14.1	12:55	51.0	51.0	-
12:56	14.0	14.1	12:56	51.0	51.0	-
12:57	14.4	14.1	12:57	51.0	51.0	-
12:58	14.0	14.1	12:58	51.0	51.0	-
12:59	14.2	14.1	12:59	51.3	51.0	-
13:00	13.8	14.1	13:00	51.0	51.0	-
13:01	14.4	14.2	13:01	51.0	51.0	-
13:02	14.4	14.2	13:02	51.0	51.0	-
13:03	14.6	14.2	13:03	51.0	51.0	-
13:04	14.6	14.3	13:04	51.5	51.1	-
13:05	14.0	14.3	13:05	52.5	51.2	-
13:06	13.8	14.3	13:06	51.8	51.2	-
13:07	13.6	14.2	13:07	54.5	51.4	-
13:08	13.8	14.2	13:08	52.0	51.5	-
13:09	14.8	14.2	13:09	52.3	51.6	-
13:10	15.0	14.2	13:10	51.8	51.6	-
13:11	14.0	14.2	13:11	52.3	51.7	-
13:12	17.2	14.4	13:12	52.0	51.8	-
13:13	16.2	14.6	13:13	52.0	51.9	-
13:14	16.2	14.7	13:14	52.0	51.9	-
13:15	16.4	14.9	13:15	52.3	52.0	-
13:16	17.2	15.1	13:16	52.3	52.1	-
13:17	16.0	15.2	13:17	52.0	52.1	-
13:18	15.0	15.2	13:18	52.5	52.2	-
13:19	14.8	15.2	13:19	53.8	52.4	-
13:20	14.4	15.2	13:20	54.8	52.5	-
13:21	14.8	15.3	13:21	52.8	52.6	-
13:22	16.6	15.5	13:22	52.0	52.4	-
13:23	17.8	15.8	13:23	52.0	52.4	-
13:24	15.6	15.8	13:24	52.3	52.4	-
13:25	19.6	16.1	13:25	52.0	52.5	-
13:26	21.6	16.6	13:26	52.0	52.4	-
13:27	15.2	16.5	13:27	52.3	52.5	-
13:28	15.0	16.4	13:28	52.3	52.5	-
13:29	15.2	16.3	13:29	52.3	52.5	-
13:30	15.4	16.3	13:30	54.0	52.6	-
13:31	15.0	16.1	13:31	53.0	52.7	-
13:32	15.6	16.1	13:32	52.3	52.7	-
13:33	14.8	16.1	13:33	52.8	52.7	-

Grand Union Bowling Alley Site
BCP #360222
150 Westchester Avenue, Port Chester
March 18, 2025

PARTICULATE DATA						
Upwind			Downwind			Exceeds Particulate Alarm Limit
Time	Concentration (ug/m^3)	15-Min Avg Concentration (ug/m^3)	Time	Concentration (ug/m^3)	15-Min Avg Concentration (ug/m^3)	
13:34	14.4	16.1	13:34	56.5	52.9	-
13:35	14.0	16.0	13:35	52.8	52.7	-
13:36	14.4	16.0	13:36	53.0	52.8	-
13:37	14.8	15.9	13:37	52.8	52.8	-
13:38	15.2	15.7	13:38	53.0	52.9	-
13:39	15.8	15.7	13:39	53.0	52.9	-
13:40	14.8	15.4	13:40	53.0	53.0	-
13:41	15.4	15.0	13:41	53.3	53.1	-
13:42	15.4	15.0	13:42	53.5	53.2	-
13:43	16.6	15.1	13:43	55.3	53.4	-
13:44	15.6	15.1	13:44	53.0	53.4	-
13:45	17.0	15.3	13:45	53.5	53.4	-
13:46	16.2	15.3	13:46	53.0	53.4	-
13:47	16.2	15.4	13:47	53.5	53.5	-
13:48	14.8	15.4	13:48	53.5	53.5	-
13:49	16.6	15.5	13:49	53.3	53.3	-
13:50	14.6	15.6	13:50	55.5	53.5	-
13:51	14.2	15.5	13:51	53.3	53.5	-
13:52	16.4	15.7	13:52	53.3	53.5	-
13:53	15.8	15.7	13:53	53.3	53.5	-
13:54	15.8	15.7	13:54	53.5	53.6	-
13:55	15.8	15.8	13:55	53.5	53.6	-
13:56	15.6	15.8	13:56	53.8	53.6	-
13:57	16.2	15.8	13:57	53.8	53.7	-
13:58	15.4	15.7	13:58	53.5	53.5	-
13:59	15.4	15.7	13:59	54.0	53.6	-
14:00	16.2	15.7	14:00	53.8	53.6	-
14:01	16.4	15.7	14:01	53.3	53.6	-
14:02	14.4	15.6	14:02	53.3	53.6	-
14:03	14.8	15.6	14:03	53.3	53.6	-
14:04	15.3	15.5	14:04	53.0	53.6	-
14:05	14.8	15.5	14:05	53.5	53.5	-
14:06	14.3	15.5	14:06	53.0	53.4	-
14:07	18.0	15.6	14:07	53.8	53.5	-
14:08	15.5	15.6	14:08	53.8	53.5	-
14:09	15.8	15.6	14:09	53.3	53.5	-
14:10	14.0	15.5	14:10	54.5	53.6	-
14:11	14.5	15.4	14:11	54.3	53.6	-
14:12	14.0	15.2	14:12	54.3	53.6	-
14:13	14.0	15.1	14:13	54.3	53.7	-
14:14	14.3	15.1	14:14	53.8	53.7	-
14:15	14.0	14.9	14:15	59.3	54.0	-
14:16	13.5	14.7	14:16	91.8	56.6	-
14:17	14.3	14.7	14:17	74.8	58.0	-
14:18	15.8	14.8	14:18	82.3	60.0	-
14:19	16.5	14.9	14:19	79.3	61.7	-
14:20	15.5	14.9	14:20	55.3	61.8	-
14:21	15.5	15.0	14:21	54.5	61.9	-

Grand Union Bowling Alley Site
BCP #360222
150 Westchester Avenue, Port Chester
March 18, 2025

PARTICULATE DATA						
Upwind			Downwind			Exceeds Particulate Alarm Limit
Time	Concentration (ug/m^3)	15-Min Avg Concentration (ug/m^3)	Time	Concentration (ug/m^3)	15-Min Avg Concentration (ug/m^3)	
14:22	21.3	15.2	14:22	57.5	62.2	-
14:23	19.3	15.5	14:23	58.0	62.5	-
14:24	22.5	15.9	14:24	57.5	62.7	-
14:25	20.0	16.3	14:25	56.5	62.9	-
14:26	16.5	16.5	14:26	55.8	63.0	-
14:27	14.5	16.5	14:27	54.3	63.0	-
14:28	14.5	16.5	14:28	54.3	63.0	-
14:29	14.5	16.5	14:29	54.0	63.0	-
14:30	14.3	16.6	14:30	55.8	62.8	-
14:31	15.8	16.7	14:31	55.0	60.3	-
14:32	15.8	16.8	14:32	54.0	58.9	-
14:33	16.8	16.9	14:33	53.8	57.0	-
14:34	15.0	16.8	14:34	53.5	55.3	-
14:35	15.8	16.8	14:35	61.0	55.7	-
14:36	15.3	16.8	14:36	55.0	55.7	-
14:37	15.3	16.4	14:37	65.5	56.3	-
14:38	15.8	16.1	14:38	53.8	56.0	-
14:39	15.3	15.7	14:39	55.3	55.8	-
14:40	14.3	15.3	14:40	56.3	55.8	-
14:41	14.8	15.2	14:41	54.5	55.7	-
14:42	15.3	15.2	14:42	53.3	55.7	-
14:43	16.3	15.3	14:43	54.0	55.6	-
14:44	16.3	15.4	14:44	54.8	55.7	-
14:45	14.8	15.5	14:45	54.3	55.6	-
14:46	15.8	15.5	14:46	53.5	55.5	-
14:47	17.0	15.6	14:47	53.5	55.5	-
14:48	15.8	15.5	14:48	55.3	55.6	-
14:49	15.8	15.5	14:49	54.0	55.6	-
14:50	16.0	15.6	14:50	53.3	55.1	-
14:51	16.5	15.6	14:51	55.3	55.1	-
14:52	16.5	15.7	14:52	54.0	54.3	-
14:53	15.3	15.7	14:53	53.5	54.3	-
14:54	15.5	15.7	14:54	53.5	54.2	-
14:55	16.5	15.9	14:55	53.8	54.0	-
14:56	15.5	15.9	14:56	53.5	54.0	-
14:57	15.5	15.9	14:57	53.8	54.0	-
14:58	15.3	15.9	14:58	53.5	54.0	-
14:59	20.3	16.1	14:59	54.0	53.9	-
15:00	16.0	16.2	15:00	53.8	53.9	-
15:01	16.8	16.3	15:01	53.3	53.9	-
15:02	16.8	16.3	15:02	56.3	54.0	-
15:03	16.8	16.3	15:03	55.3	54.0	-
15:04	16.0	16.3	15:04	54.8	54.1	-
15:05	14.3	16.2	15:05	53.8	54.1	-
15:06	15.0	16.1	15:06	54.0	54.0	-
15:07	16.5	16.1	15:07	54.3	54.1	-
15:08	17.8	16.3	15:08	54.0	54.1	-
15:09	15.0	16.3	15:09	53.8	54.1	-

Grand Union Bowling Alley Site
BCP #360222
150 Westchester Avenue, Port Chester
March 18, 2025

PARTICULATE DATA						
Upwind			Downwind			Exceeds Particulate Alarm Limit
Time	Concentration (ug/m^3)	15-Min Avg Concentration (ug/m^3)	Time	Concentration (ug/m^3)	15-Min Avg Concentration (ug/m^3)	
15:10	15.5	16.2	15:10	53.8	54.1	-
15:11	15.0	16.2	15:11	54.3	54.2	-
15:12	16.5	16.2	15:12	54.3	54.2	-
15:13	19.0	16.5	15:13	54.3	54.2	-
15:14	17.0	16.3	15:14	54.3	54.3	-
15:15	16.0	16.3	15:15	53.8	54.3	-
15:16	18.0	16.3	15:16	54.3	54.3	-
15:17	16.3	16.3	15:17	68.5	55.1	-
15:18	19.5	16.5	15:18	58.0	55.3	-
15:19	17.5	16.6	15:19	53.8	55.3	-
15:20	20.3	17.0	15:20	54.0	55.3	-
15:21	17.5	17.2	15:21	54.0	55.3	-
15:22	16.8	17.2	15:22	54.3	55.3	-
15:23	17.0	17.1	15:23	53.8	55.3	-
15:24	16.3	17.2	15:24	54.5	55.3	-
15:25	18.3	17.4	15:25	54.0	55.3	-
15:26	15.0	17.4	15:26	53.8	55.3	-
15:27	17.0	17.4	15:27	53.0	55.2	-
15:28	15.0	17.2	15:28	53.5	55.2	-
15:29	16.3	17.1	15:29	53.5	55.1	-
15:30	15.3	17.1	15:30	53.3	55.1	-
15:31	15.0	16.9	15:31	53.3	55.0	-

Grand Union Bowling Alley Site
BCP #360222
150 Westchester Avenue, Port Chester
March 18, 2025

Tuesday, March 18, 2025						
					Number of Instances Where Downwind VOCs Exceeds Upwind VOCs + 5 =	0
					Number of Comparable Data Points =	335
					Start Time:	9:41
					End Time:	15:31
PID DATA						
Upwind			Downwind			
Time	Concentration (ppm)	15-Min Avg Concentration (ppm)	Time	Concentration (ppm)	15-Min Avg Concentration (ppm)	Exceeds VOC Alarm Limit
9:41	0.0	-	9:41	-	-	-
9:42	0.0	-	9:42	0.0	-	-
9:43	0.0	-	9:43	0.0	-	-
9:44	0.0	-	9:44	0.0	-	-
9:45	0.0	-	9:45	0.0	-	-
9:46	0.0	-	9:46	0.0	-	-
9:47	0.0	-	9:47	0.0	-	-
9:48	0.0	-	9:48	0.0	-	-
9:49	0.0	-	9:49	0.0	-	-
9:50	0.0	-	9:50	0.0	-	-
9:51	0.0	-	9:51	0.0	-	-
9:52	0.0	-	9:52	0.0	-	-
9:53	0.0	-	9:53	0.0	-	-
9:54	0.0	-	9:54	0.0	-	-
9:55	0.0	-	9:55	0.0	-	-
9:56	0.0	0.0	9:56	0.0	-	-
9:57	0.0	0.0	9:57	0.0	0.0	-
9:58	0.0	0.0	9:58	0.0	0.0	-
9:59	0.0	0.0	9:59	0.0	0.0	-
10:00	0.0	0.0	10:00	0.0	0.0	-
10:01	0.0	0.0	10:01	0.0	0.0	-
10:02	0.0	0.0	10:02	0.0	0.0	-
10:03	0.0	0.0	10:03	0.0	0.0	-
10:04	0.0	0.0	10:04	0.0	0.0	-
10:05	0.0	0.0	10:05	0.0	0.0	-
10:06	0.0	0.0	10:06	0.0	0.0	-
10:07	0.0	0.0	10:07	0.0	0.0	-
10:08	0.0	0.0	10:08	0.0	0.0	-
10:09	0.0	0.0	10:09	0.0	0.0	-
10:10	0.0	0.0	10:10	0.0	0.0	-
10:11	0.0	0.0	10:11	0.0	0.0	-
10:12	0.0	0.0	10:12	0.0	0.0	-
10:13	0.0	0.0	10:13	0.0	0.0	-
10:14	0.0	0.0	10:14	0.0	0.0	-
10:15	0.0	0.0	10:15	0.0	0.0	-
10:16	0.0	0.0	10:16	0.0	0.0	-
10:17	0.0	0.0	10:17	0.0	0.0	-
10:18	0.0	0.0	10:18	0.0	0.0	-
10:19	0.0	0.0	10:19	0.0	0.0	-
10:20	0.0	0.0	10:20	0.0	0.0	-
10:21	0.0	0.0	10:21	0.0	0.0	-
10:22	0.0	0.0	10:22	0.0	0.0	-

Grand Union Bowling Alley Site
BCP #360222
150 Westchester Avenue, Port Chester
March 18, 2025

PID DATA						
Upwind			Downwind			
Time	Concentration (ppm)	15-Min Avg Concentration (ppm)	Time	Concentration (ppm)	15-Min Avg Concentration (ppm)	Exceeds VOC Alarm Limit
10:23	0.0	0.0	10:23	0.0	0.0	-
10:24	0.0	0.0	10:24	0.0	0.0	-
10:25	0.0	0.0	10:25	0.0	0.0	-
10:26	0.0	0.0	10:26	0.0	0.0	-
10:27	0.0	0.0	10:27	0.0	0.0	-
10:28	0.0	0.0	10:28	0.0	0.0	-
10:29	0.0	0.0	10:29	0.0	0.0	-
10:30	0.0	0.0	10:30	0.0	0.0	-
10:31	0.0	0.0	10:31	0.0	0.0	-
10:32	0.0	0.0	10:32	0.0	0.0	-
10:33	0.0	0.0	10:33	0.0	0.0	-
10:34	0.0	0.0	10:34	0.0	0.0	-
10:35	0.0	0.0	10:35	0.0	0.0	-
10:36	0.0	0.0	10:36	0.0	0.0	-
10:37	0.0	0.0	10:37	0.0	0.0	-
10:38	0.0	0.0	10:38	0.0	0.0	-
10:39	0.0	0.0	10:39	0.0	0.0	-
10:40	0.0	0.0	10:40	0.0	0.0	-
10:41	0.0	0.0	10:41	0.0	0.0	-
10:42	0.0	0.0	10:42	0.0	0.0	-
10:43	0.0	0.0	10:43	0.0	0.0	-
10:44	0.0	0.0	10:44	0.0	0.0	-
10:45	0.0	0.0	10:45	0.0	0.0	-
10:46	0.0	0.0	10:46	0.0	0.0	-
10:47	0.0	0.0	10:47	0.0	0.0	-
10:48	0.0	0.0	10:48	0.0	0.0	-
10:49	0.0	0.0	10:49	0.0	0.0	-
10:50	0.0	0.0	10:50	0.0	0.0	-
10:51	0.0	0.0	10:51	0.0	0.0	-
10:52	0.0	0.0	10:52	0.0	0.0	-
10:53	0.0	0.0	10:53	0.0	0.0	-
10:54	0.0	0.0	10:54	0.0	0.0	-
10:55	0.0	0.0	10:55	0.0	0.0	-
10:56	0.0	0.0	10:56	0.0	0.0	-
10:57	0.0	0.0	10:57	0.0	0.0	-
10:58	0.0	0.0	10:58	0.0	0.0	-
10:59	0.0	0.0	10:59	0.0	0.0	-
11:00	0.0	0.0	11:00	0.0	0.0	-
11:01	0.0	0.0	11:01	0.0	0.0	-
11:02	0.0	0.0	11:02	0.0	0.0	-
11:03	0.0	0.0	11:03	0.0	0.0	-
11:04	0.0	0.0	11:04	0.0	0.0	-
11:05	0.0	0.0	11:05	0.0	0.0	-
11:06	0.0	0.0	11:06	0.0	0.0	-
11:07	0.0	0.0	11:07	0.0	0.0	-
11:08	0.0	0.0	11:08	0.0	0.0	-
11:09	0.0	0.0	11:09	0.0	0.0	-
11:10	0.0	0.0	11:10	0.0	0.0	-

Grand Union Bowling Alley Site
BCP #360222
150 Westchester Avenue, Port Chester
March 18, 2025

PID DATA						
Upwind			Downwind			
Time	Concentration (ppm)	15-Min Avg Concentration (ppm)	Time	Concentration (ppm)	15-Min Avg Concentration (ppm)	Exceeds VOC Alarm Limit
11:11	0.0	0.0	11:11	0.0	0.0	-
11:12	0.0	0.0	11:12	0.0	0.0	-
11:13	0.0	0.0	11:13	0.0	0.0	-
11:14	0.0	0.0	11:14	0.0	0.0	-
11:15	0.0	0.0	11:15	0.0	0.0	-
11:16	0.0	0.0	11:16	0.0	0.0	-
11:17	0.0	0.0	11:17	0.0	0.0	-
11:18	0.0	0.0	11:18	0.0	0.0	-
11:19	0.0	0.0	11:19	0.0	0.0	-
11:20	0.0	0.0	11:20	0.0	0.0	-
11:21	0.0	0.0	11:21	0.0	0.0	-
11:22	0.0	0.0	11:22	0.0	0.0	-
11:23	0.0	0.0	11:23	0.0	0.0	-
11:24	0.0	0.0	11:24	0.0	0.0	-
11:25	0.0	0.0	11:25	0.0	0.0	-
11:26	0.0	0.0	11:26	0.0	0.0	-
11:27	0.0	0.0	11:27	0.0	0.0	-
11:28	0.0	0.0	11:28	0.0	0.0	-
11:29	0.0	0.0	11:29	0.0	0.0	-
11:30	0.0	0.0	11:30	0.0	0.0	-
11:31	0.0	0.0	11:31	0.0	0.0	-
11:32	0.0	0.0	11:32	0.0	0.0	-
11:33	0.0	0.0	11:33	0.0	0.0	-
11:34	0.0	0.0	11:34	0.0	0.0	-
11:35	0.0	0.0	11:35	0.0	0.0	-
11:36	0.0	0.0	11:36	0.0	0.0	-
11:37	0.0	0.0	11:37	0.0	0.0	-
11:38	0.0	0.0	11:38	0.0	0.0	-
11:39	0.0	0.0	11:39	0.0	0.0	-
11:40	0.0	0.0	11:40	0.0	0.0	-
11:41	0.0	0.0	11:41	0.0	0.0	-
11:42	0.0	0.0	11:42	0.0	0.0	-
11:43	0.0	0.0	11:43	0.0	0.0	-
11:44	0.0	0.0	11:44	0.0	0.0	-
11:45	0.0	0.0	11:45	0.0	0.0	-
11:46	0.0	0.0	11:46	0.0	0.0	-
11:47	0.0	0.0	11:47	0.0	0.0	-
11:48	0.0	0.0	11:48	0.0	0.0	-
11:49	0.0	0.0	11:49	0.0	0.0	-
11:50	0.0	0.0	11:50	0.0	0.0	-
11:51	0.0	0.0	11:51	0.0	0.0	-
11:52	0.0	0.0	11:52	0.0	0.0	-
11:53	0.0	0.0	11:53	0.0	0.0	-
11:54	0.0	0.0	11:54	0.0	0.0	-
11:55	0.0	0.0	11:55	0.0	0.0	-
11:56	0.0	0.0	11:56	0.0	0.0	-
11:57	0.0	0.0	11:57	0.0	0.0	-
11:58	0.0	0.0	11:58	0.0	0.0	-

Grand Union Bowling Alley Site
BCP #360222
150 Westchester Avenue, Port Chester
March 18, 2025

PID DATA						
Upwind			Downwind			
Time	Concentration (ppm)	15-Min Avg Concentration (ppm)	Time	Concentration (ppm)	15-Min Avg Concentration (ppm)	Exceeds VOC Alarm Limit
11:59	0.0	0.0	11:59	0.0	0.0	-
12:00	0.0	0.0	12:00	0.0	0.0	-
12:01	0.0	0.0	12:01	0.0	0.0	-
12:02	0.0	0.0	12:02	0.0	0.0	-
12:03	0.0	0.0	12:03	0.0	0.0	-
12:04	0.0	0.0	12:04	0.0	0.0	-
12:05	0.0	0.0	12:05	0.0	0.0	-
12:06	0.0	0.0	12:06	0.0	0.0	-
12:07	0.0	0.0	12:07	0.0	0.0	-
12:08	0.0	0.0	12:08	0.0	0.0	-
12:09	0.0	0.0	12:09	0.0	0.0	-
12:10	0.0	0.0	12:10	0.0	0.0	-
12:11	0.0	0.0	12:11	0.0	0.0	-
12:12	0.0	0.0	12:12	0.0	0.0	-
12:13	0.0	0.0	12:13	0.0	0.0	-
12:14	0.0	0.0	12:14	0.0	0.0	-
12:15	0.0	0.0	12:15	0.0	0.0	-
12:16	0.0	0.0	12:16	0.0	0.0	-
12:17	0.0	0.0	12:17	0.0	0.0	-
12:18	0.0	0.0	12:18	0.0	0.0	-
12:19	0.0	0.0	12:19	0.0	0.0	-
12:20	0.0	0.0	12:20	0.0	0.0	-
12:21	0.0	0.0	12:21	0.0	0.0	-
12:22	0.0	0.0	12:22	0.0	0.0	-
12:23	0.0	0.0	12:23	0.0	0.0	-
12:24	0.0	0.0	12:24	0.0	0.0	-
12:25	0.0	0.0	12:25	0.0	0.0	-
12:26	0.0	0.0	12:26	0.0	0.0	-
12:27	0.0	0.0	12:27	0.0	0.0	-
12:28	0.0	0.0	12:28	0.0	0.0	-
12:29	0.0	0.0	12:29	0.0	0.0	-
12:30	0.0	0.0	12:30	0.0	0.0	-
12:31	0.0	0.0	12:31	0.0	0.0	-
12:32	0.0	0.0	12:32	0.0	0.0	-
12:33	0.0	0.0	12:33	0.0	0.0	-
12:34	0.0	0.0	12:34	0.0	0.0	-
12:35	0.0	0.0	12:35	0.0	0.0	-
12:36	0.0	0.0	12:36	0.0	0.0	-
12:37	0.0	0.0	12:37	0.0	0.0	-
12:38	0.0	0.0	12:38	0.0	0.0	-
12:39	0.0	0.0	12:39	0.0	0.0	-
12:40	0.0	0.0	12:40	0.0	0.0	-
12:41	0.0	0.0	12:41	0.0	0.0	-
12:42	0.0	0.0	12:42	0.0	0.0	-
12:43	0.0	0.0	12:43	0.0	0.0	-
12:44	0.0	0.0	12:44	0.0	0.0	-
12:45	0.0	0.0	12:45	0.0	0.0	-
12:46	0.0	0.0	12:46	0.0	0.0	-

Grand Union Bowling Alley Site
BCP #360222
150 Westchester Avenue, Port Chester
March 18, 2025

PID DATA						
Upwind			Downwind			
Time	Concentration (ppm)	15-Min Avg Concentration (ppm)	Time	Concentration (ppm)	15-Min Avg Concentration (ppm)	Exceeds VOC Alarm Limit
12:47	0.0	0.0	12:47	0.0	0.0	-
12:48	0.0	0.0	12:48	0.0	0.0	-
12:49	0.0	0.0	12:49	0.0	0.0	-
12:50	0.0	0.0	12:50	0.0	0.0	-
12:51	0.0	0.0	12:51	0.0	0.0	-
12:52	0.0	0.0	12:52	0.0	0.0	-
12:53	0.0	0.0	12:53	0.0	0.0	-
12:54	0.0	0.0	12:54	0.0	0.0	-
12:55	0.0	0.0	12:55	0.0	0.0	-
12:56	0.0	0.0	12:56	0.0	0.0	-
12:57	0.0	0.0	12:57	0.0	0.0	-
12:58	0.0	0.0	12:58	0.0	0.0	-
12:59	0.0	0.0	12:59	0.0	0.0	-
13:00	0.0	0.0	13:00	0.0	0.0	-
13:01	0.0	0.0	13:01	0.0	0.0	-
13:02	0.0	0.0	13:02	0.0	0.0	-
13:03	0.0	0.0	13:03	0.0	0.0	-
13:04	0.0	0.0	13:04	0.0	0.0	-
13:05	0.0	0.0	13:05	0.0	0.0	-
13:06	0.0	0.0	13:06	0.0	0.0	-
13:07	0.0	0.0	13:07	0.0	0.0	-
13:08	0.0	0.0	13:08	0.0	0.0	-
13:09	0.0	0.0	13:09	0.0	0.0	-
13:10	0.0	0.0	13:10	0.0	0.0	-
13:11	0.0	0.0	13:11	0.0	0.0	-
13:12	0.0	0.0	13:12	0.0	0.0	-
13:13	0.0	0.0	13:13	0.0	0.0	-
13:14	0.0	0.0	13:14	0.0	0.0	-
13:15	0.0	0.0	13:15	0.0	0.0	-
13:16	0.0	0.0	13:16	0.0	0.0	-
13:17	0.0	0.0	13:17	0.0	0.0	-
13:18	0.0	0.0	13:18	0.0	0.0	-
13:19	0.0	0.0	13:19	0.0	0.0	-
13:20	0.0	0.0	13:20	0.0	0.0	-
13:21	0.0	0.0	13:21	0.0	0.0	-
13:22	0.0	0.0	13:22	0.0	0.0	-
13:23	0.0	0.0	13:23	0.0	0.0	-
13:24	0.0	0.0	13:24	0.0	0.0	-
13:25	0.0	0.0	13:25	0.0	0.0	-
13:26	0.0	0.0	13:26	0.0	0.0	-
13:27	0.0	0.0	13:27	0.0	0.0	-
13:28	0.0	0.0	13:28	0.0	0.0	-
13:29	0.0	0.0	13:29	0.0	0.0	-
13:30	0.0	0.0	13:30	0.0	0.0	-
13:31	0.0	0.0	13:31	0.0	0.0	-
13:32	0.0	0.0	13:32	0.0	0.0	-
13:33	0.0	0.0	13:33	0.0	0.0	-
13:34	0.0	0.0	13:34	0.0	0.0	-

Grand Union Bowling Alley Site
BCP #360222
150 Westchester Avenue, Port Chester
March 18, 2025

PID DATA						
Upwind			Downwind			
Time	Concentration (ppm)	15-Min Avg Concentration (ppm)	Time	Concentration (ppm)	15-Min Avg Concentration (ppm)	Exceeds VOC Alarm Limit
13:35	0.0	0.0	13:35	0.0	0.0	-
13:36	0.0	0.0	13:36	0.0	0.0	-
13:37	0.0	0.0	13:37	0.0	0.0	-
13:38	0.0	0.0	13:38	0.0	0.0	-
13:39	0.0	0.0	13:39	0.0	0.0	-
13:40	0.0	0.0	13:40	0.0	0.0	-
13:41	0.0	0.0	13:41	0.0	0.0	-
13:42	0.0	0.0	13:42	0.0	0.0	-
13:43	0.0	0.0	13:43	0.0	0.0	-
13:44	0.0	0.0	13:44	0.0	0.0	-
13:45	0.0	0.0	13:45	0.0	0.0	-
13:46	0.0	0.0	13:46	0.0	0.0	-
13:47	0.0	0.0	13:47	0.0	0.0	-
13:48	0.0	0.0	13:48	0.0	0.0	-
13:49	0.0	0.0	13:49	0.0	0.0	-
13:50	0.0	0.0	13:50	0.0	0.0	-
13:51	0.0	0.0	13:51	0.0	0.0	-
13:52	0.0	0.0	13:52	0.0	0.0	-
13:53	0.0	0.0	13:53	0.0	0.0	-
13:54	0.0	0.0	13:54	0.0	0.0	-
13:55	0.0	0.0	13:55	0.0	0.0	-
13:56	0.0	0.0	13:56	0.0	0.0	-
13:57	0.0	0.0	13:57	0.0	0.0	-
13:58	0.0	0.0	13:58	0.0	0.0	-
13:59	0.0	0.0	13:59	0.0	0.0	-
14:00	0.0	0.0	14:00	0.0	0.0	-
14:01	0.0	0.0	14:01	0.0	0.0	-
14:02	0.0	0.0	14:02	0.0	0.0	-
14:03	0.0	0.0	14:03	0.0	0.0	-
14:04	0.0	0.0	14:04	0.0	0.0	-
14:05	0.0	0.0	14:05	0.0	0.0	-
14:06	0.0	0.0	14:06	0.0	0.0	-
14:07	0.0	0.0	14:07	0.0	0.0	-
14:08	0.0	0.0	14:08	0.0	0.0	-
14:09	0.0	0.0	14:09	0.0	0.0	-
14:10	0.0	0.0	14:10	0.0	0.0	-
14:11	0.0	0.0	14:11	0.0	0.0	-
14:12	0.0	0.0	14:12	0.0	0.0	-
14:13	0.0	0.0	14:13	0.0	0.0	-
14:14	0.0	0.0	14:14	0.0	0.0	-
14:15	0.0	0.0	14:15	0.0	0.0	-
14:16	0.0	0.0	14:16	0.0	0.0	-
14:17	0.0	0.0	14:17	0.0	0.0	-
14:18	0.0	0.0	14:18	0.0	0.0	-
14:19	0.0	0.0	14:19	0.0	0.0	-
14:20	0.0	0.0	14:20	0.0	0.0	-
14:21	0.0	0.0	14:21	0.0	0.0	-
14:22	0.0	0.0	14:22	0.0	0.0	-

Grand Union Bowling Alley Site
BCP #360222
150 Westchester Avenue, Port Chester
March 18, 2025

PID DATA						
Upwind			Downwind			
Time	Concentration (ppm)	15-Min Avg Concentration (ppm)	Time	Concentration (ppm)	15-Min Avg Concentration (ppm)	Exceeds VOC Alarm Limit
14:23	0.0	0.0	14:23	0.0	0.0	-
14:24	0.0	0.0	14:24	0.0	0.0	-
14:25	0.0	0.0	14:25	0.0	0.0	-
14:26	0.0	0.0	14:26	0.0	0.0	-
14:27	0.0	0.0	14:27	0.0	0.0	-
14:28	0.0	0.0	14:28	0.0	0.0	-
14:29	0.0	0.0	14:29	0.0	0.0	-
14:30	0.0	0.0	14:30	0.0	0.0	-
14:31	0.0	0.0	14:31	0.0	0.0	-
14:32	0.0	0.0	14:32	0.0	0.0	-
14:33	0.0	0.0	14:33	0.0	0.0	-
14:34	0.0	0.0	14:34	0.0	0.0	-
14:35	0.0	0.0	14:35	0.0	0.0	-
14:36	0.0	0.0	14:36	0.0	0.0	-
14:37	0.0	0.0	14:37	0.0	0.0	-
14:38	0.0	0.0	14:38	0.0	0.0	-
14:39	0.0	0.0	14:39	0.0	0.0	-
14:40	0.0	0.0	14:40	0.0	0.0	-
14:41	0.0	0.0	14:41	0.0	0.0	-
14:42	0.0	0.0	14:42	0.0	0.0	-
14:43	0.0	0.0	14:43	0.0	0.0	-
14:44	0.0	0.0	14:44	0.0	0.0	-
14:45	0.0	0.0	14:45	0.0	0.0	-
14:46	0.0	0.0	14:46	0.0	0.0	-
14:47	0.0	0.0	14:47	0.0	0.0	-
14:48	0.0	0.0	14:48	0.0	0.0	-
14:49	0.0	0.0	14:49	0.0	0.0	-
14:50	0.0	0.0	14:50	0.0	0.0	-
14:51	0.0	0.0	14:51	0.0	0.0	-
14:52	0.0	0.0	14:52	0.0	0.0	-
14:53	0.0	0.0	14:53	0.0	0.0	-
14:54	0.0	0.0	14:54	0.0	0.0	-
14:55	0.0	0.0	14:55	0.0	0.0	-
14:56	0.0	0.0	14:56	0.0	0.0	-
14:57	0.0	0.0	14:57	0.0	0.0	-
14:58	0.0	0.0	14:58	0.0	0.0	-
14:59	0.0	0.0	14:59	0.0	0.0	-
15:00	0.0	0.0	15:00	0.0	0.0	-
15:01	0.0	0.0	15:01	0.0	0.0	-
15:02	0.0	0.0	15:02	0.0	0.0	-
15:03	0.0	0.0	15:03	0.0	0.0	-
15:04	0.0	0.0	15:04	0.0	0.0	-
15:05	0.0	0.0	15:05	0.0	0.0	-
15:06	0.0	0.0	15:06	0.0	0.0	-
15:07	0.0	0.0	15:07	0.0	0.0	-
15:08	0.0	0.0	15:08	0.0	0.0	-
15:09	0.0	0.0	15:09	0.0	0.0	-
15:10	0.0	0.0	15:10	0.0	0.0	-

Grand Union Bowling Alley Site
BCP #360222
150 Westchester Avenue, Port Chester
March 18, 2025

PID DATA						
Upwind			Downwind			
Time	Concentration (ppm)	15-Min Avg Concentration (ppm)	Time	Concentration (ppm)	15-Min Avg Concentration (ppm)	Exceeds VOC Alarm Limit
15:11	0.0	0.0	15:11	0.0	0.0	-
15:12	0.0	0.0	15:12	0.0	0.0	-
15:13	0.0	0.0	15:13	0.0	0.0	-
15:14	0.0	0.0	15:14	0.0	0.0	-
15:15	0.0	0.0	15:15	0.0	0.0	-
15:16	0.0	0.0	15:16	0.0	0.0	-
15:17	0.0	0.0	15:17	0.0	0.0	-
15:18	0.0	0.0	15:18	0.0	0.0	-
15:19	0.0	0.0	15:19	0.0	0.0	-
15:20	0.0	0.0	15:20	0.0	0.0	-
15:21	0.0	0.0	15:21	0.0	0.0	-
15:22	0.0	0.0	15:22	0.0	0.0	-
15:23	0.0	0.0	15:23	0.0	0.0	-
15:24	0.0	0.0	15:24	0.0	0.0	-
15:25	0.0	0.0	15:25	0.0	0.0	-
15:26	0.0	0.0	15:26	0.0	0.0	-
15:27	0.0	0.0	15:27	0.0	0.0	-
15:28	0.0	0.0	15:28	0.0	0.0	-
15:29	0.0	0.0	15:29	0.0	0.0	-
15:30	0.0	0.0	15:30	0.0	0.0	-
15:31	0.0	0.0	15:31	0.0	0.0	-

SESI CONSULTING ENGINEERS

959 US-46 Floor 3, Suite 300 - Parsippany-Troy Hills, NJ

DAILY AIR MONITORING REPORT
150 Westchester Avenue
Port Chester, New York

03/19/2025

Rev. No. 0 | Page 1 of 2

Project Number: 11895A

Dust Action Level: 150 µg/m^3

VOC Action Level: 5 ppm

Weather Data Range for Work Day		Wind Direction	ESE	Relative Humidity (%)	37.0 - 72.0	Daily Rain Total (in)	0.00	Readings in the summary table and graphs below are the reported downwind concentrations.
Temperature (°F)	45.0 - 56.0	Wind Speed (MPH)	1.7 - 4.9	Barometer (inHg)	30.10 - 30.10	Avg. Dew Point Temp (°F)	32.4	

Station Location	Daily Avg. Dust Concentration (µg/m^3)	Max 15-Min Dust Concentration (µg/m^3)	Time of Max Dust Reading	Daily Avg. VOC Concentration (ppm)	Max 15-Min VOC Concentration (ppm)	Time of Max VOC Reading
Upwind	61.9	66.8	11:47	0.0	0.0	10:04
Downwind	44.7	296.7	12:06	0.0	0.0	10:06

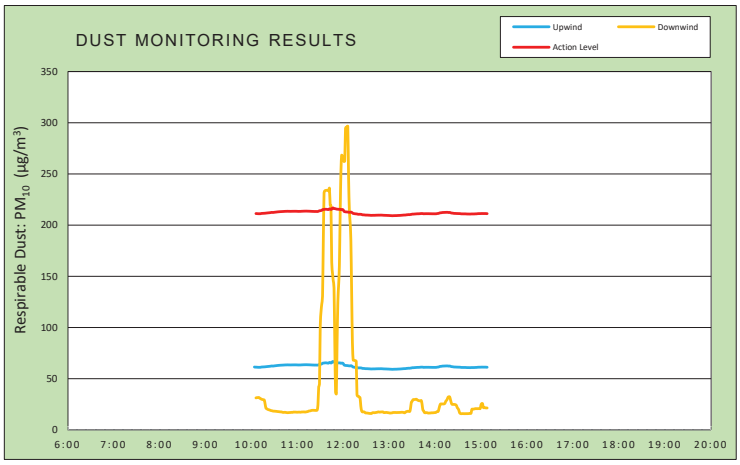

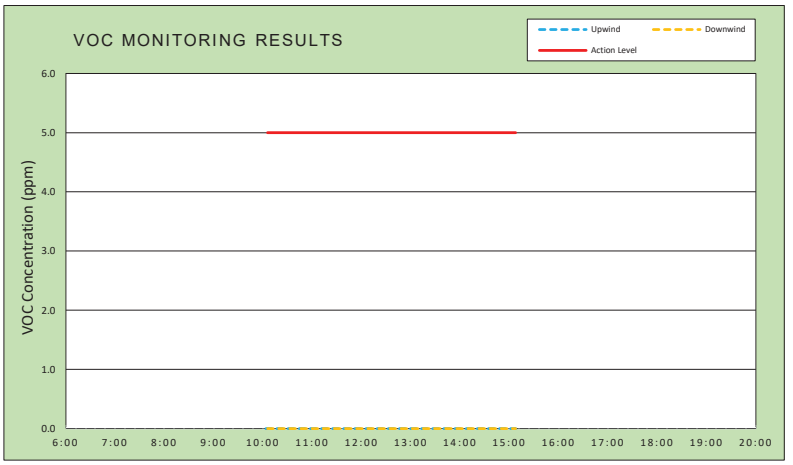

Air Monitoring Notes:

Weather Notes:

EMILCOTT
A Triumvirate Environmental Company

Wind Rose

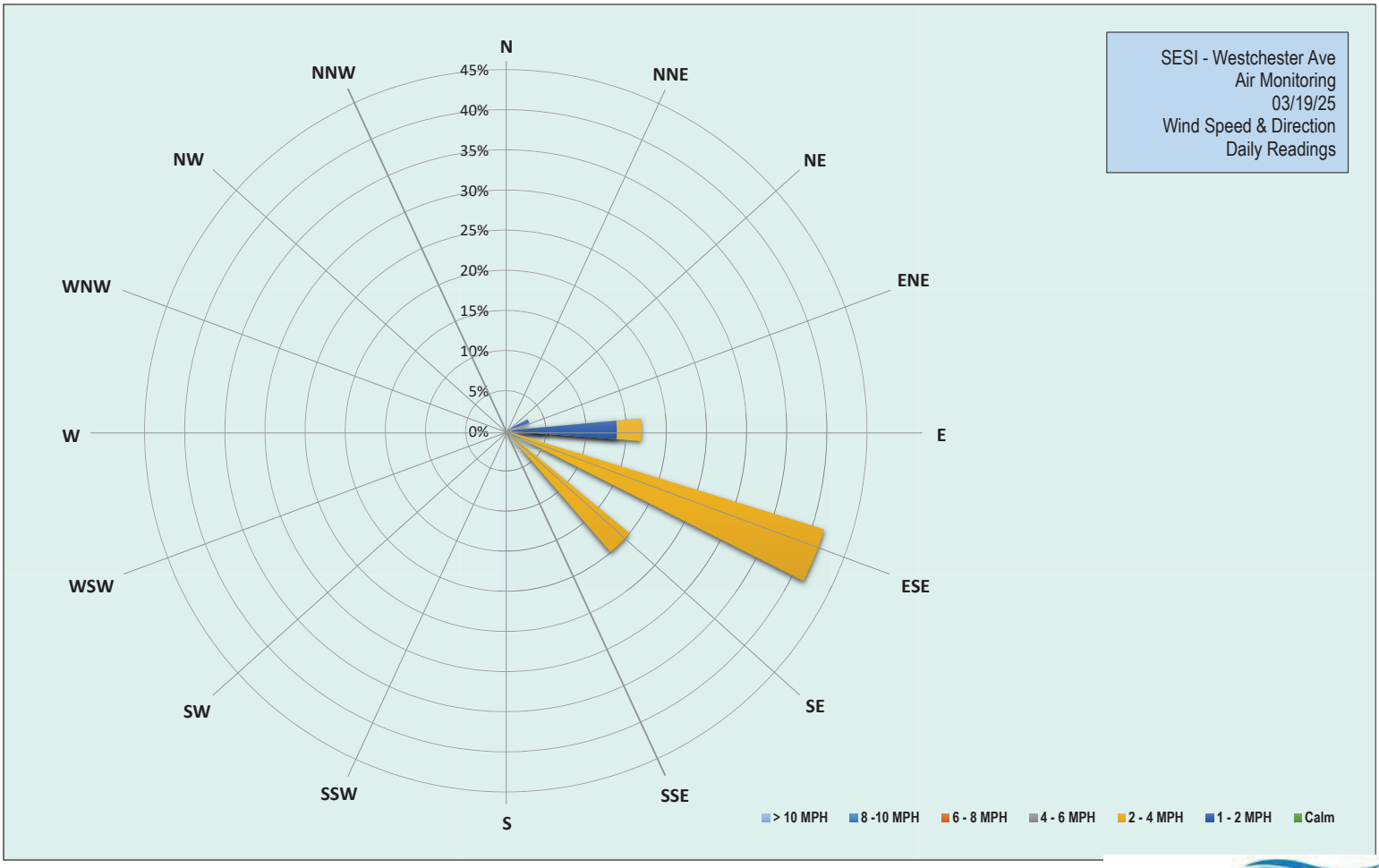

EMILCOTT
A Triumvirate Environmental Company

Grand Union Bowling Alley Site
BCP #360222
150 Westchester Avenue, Port Chester
March 19, 2025

Wednesday, March 19, 2025	
Number of Instances Where Downwind Particulates Exceeds Upwind Particulate + 150 =	22
Number of Comparable Data Points =	303
Start Time:	9:49
End Time:	15:08

PARTICULATE DATA

Upwind			Downwind			
Time	Concentration (ug/m^3)	15-Min Avg Concentration (ug/m^3)	Time	Concentration (ug/m^3)	15-Min Avg Concentration (ug/m^3)	Exceeds Particulate Alarm Limit
9:49	62.0	-	9:49	-	-	-
9:50	62.8	-	9:50	-	-	-
9:51	61.8	-	9:51	20.8	-	-
9:52	61.5	-	9:52	20.3	-	-
9:53	62.0	-	9:53	20.0	-	-
9:54	62.0	-	9:54	21.5	-	-
9:55	61.5	-	9:55	23.3	-	-
9:56	61.0	-	9:56	34.5	-	-
9:57	61.3	-	9:57	24.0	-	-
9:58	61.3	-	9:58	28.8	-	-
9:59	61.0	-	9:59	22.8	-	-
10:00	61.0	-	10:00	22.3	-	-
10:01	61.5	-	10:01	21.5	-	-
10:02	61.3	-	10:02	24.5	-	-
10:03	61.5	-	10:03	75.3	-	-
10:04	60.8	61.5	10:04	77.5	-	-
10:05	61.3	61.4	10:05	27.8	-	-
10:06	61.3	61.3	10:06	26.0	31.3	-
10:07	61.0	61.3	10:07	23.0	31.5	-
10:08	61.0	61.2	10:08	21.8	31.6	-
10:09	61.3	61.2	10:09	20.5	31.6	-
10:10	61.3	61.2	10:10	26.0	31.7	-
10:11	61.3	61.2	10:11	22.5	30.9	-
10:12	61.5	61.2	10:12	20.3	30.7	-
10:13	64.5	61.4	10:13	20.0	30.1	-
10:14	62.0	61.5	10:14	19.3	29.9	-
10:15	61.8	61.5	10:15	19.3	29.7	-
10:16	62.0	61.6	10:16	19.0	29.5	-
10:17	62.0	61.6	10:17	19.0	29.1	-
10:18	62.3	61.7	10:18	18.3	25.3	-
10:19	62.3	61.8	10:19	19.0	21.4	-
10:20	62.5	61.9	10:20	17.8	20.8	-
10:21	62.5	61.9	10:21	18.3	20.3	-
10:22	62.3	62.0	10:22	17.8	19.9	-
10:23	62.0	62.1	10:23	18.3	19.7	-
10:24	62.5	62.2	10:24	17.5	19.5	-
10:25	62.8	62.3	10:25	20.3	19.1	-
10:26	63.3	62.4	10:26	19.8	18.9	-
10:27	62.8	62.5	10:27	18.0	18.8	-
10:28	63.0	62.4	10:28	16.3	18.5	-
10:29	63.0	62.5	10:29	17.5	18.4	-

Grand Union Bowling Alley Site
BCP #360222
150 Westchester Avenue, Port Chester
March 19, 2025

PARTICULATE DATA						
Upwind			Downwind			Exceeds Particulate Alarm Limit
Time	Concentration (ug/m^3)	15-Min Avg Concentration (ug/m^3)	Time	Concentration (ug/m^3)	15-Min Avg Concentration (ug/m^3)	
10:30	63.5	62.6	10:30	19.0	18.4	-
10:31	63.5	62.7	10:31	17.8	18.3	-
10:32	63.3	62.8	10:32	18.0	18.2	-
10:33	63.8	62.9	10:33	17.0	18.1	-
10:34	63.8	63.0	10:34	17.0	18.0	-
10:35	63.5	63.0	10:35	16.8	17.9	-
10:36	63.8	63.1	10:36	17.0	17.9	-
10:37	63.0	63.2	10:37	16.3	17.8	-
10:38	63.0	63.2	10:38	16.5	17.6	-
10:39	63.0	63.3	10:39	17.8	17.7	-
10:40	63.5	63.3	10:40	17.0	17.4	-
10:41	63.8	63.3	10:41	16.5	17.2	-
10:42	63.5	63.4	10:42	17.0	17.2	-
10:43	63.8	63.4	10:43	17.0	17.2	-
10:44	63.8	63.5	10:44	18.3	17.3	-
10:45	64.0	63.5	10:45	16.8	17.1	-
10:46	63.5	63.5	10:46	16.3	17.0	-
10:47	64.3	63.6	10:47	16.3	16.9	-
10:48	63.0	63.5	10:48	17.0	16.9	-
10:49	63.8	63.5	10:49	18.5	17.0	-
10:50	63.3	63.5	10:50	17.5	17.0	-
10:51	63.3	63.5	10:51	17.5	17.1	-
10:52	63.5	63.5	10:52	17.8	17.2	-
10:53	63.0	63.5	10:53	17.0	17.2	-
10:54	63.5	63.6	10:54	17.5	17.2	-
10:55	63.5	63.6	10:55	21.0	17.5	-
10:56	64.0	63.6	10:56	16.5	17.5	-
10:57	63.5	63.6	10:57	16.8	17.4	-
10:58	63.8	63.6	10:58	17.0	17.4	-
10:59	63.5	63.6	10:59	17.0	17.4	-
11:00	63.3	63.5	11:00	16.3	17.3	-
11:01	63.3	63.5	11:01	17.0	17.4	-
11:02	63.5	63.4	11:02	17.0	17.4	-
11:03	63.8	63.5	11:03	17.0	17.4	-
11:04	63.5	63.5	11:04	17.0	17.3	-
11:05	64.0	63.5	11:05	19.0	17.4	-
11:06	64.3	63.6	11:06	19.8	17.6	-
11:07	63.8	63.6	11:07	17.5	17.6	-
11:08	63.8	63.7	11:08	17.5	17.6	-
11:09	63.8	63.7	11:09	18.3	17.6	-
11:10	64.0	63.7	11:10	18.5	17.5	-
11:11	64.0	63.7	11:11	18.0	17.6	-
11:12	63.8	63.7	11:12	19.0	17.7	-
11:13	63.3	63.7	11:13	19.3	17.9	-
11:14	63.0	63.7	11:14	19.8	18.1	-
11:15	63.0	63.6	11:15	22.3	18.5	-
11:16	62.8	63.6	11:16	18.5	18.6	-
11:17	63.0	63.6	11:17	19.0	18.7	-

Grand Union Bowling Alley Site
BCP #360222
150 Westchester Avenue, Port Chester
March 19, 2025

PARTICULATE DATA						
Upwind			Downwind			Exceeds Particulate Alarm Limit
Time	Concentration (ug/m^3)	15-Min Avg Concentration (ug/m^3)	Time	Concentration (ug/m^3)	15-Min Avg Concentration (ug/m^3)	
11:18	63.0	63.5	11:18	20.5	18.9	-
11:19	63.0	63.5	11:19	20.3	19.1	-
11:20	63.3	63.4	11:20	19.8	19.2	-
11:21	64.0	63.4	11:21	20.3	19.2	-
11:22	63.3	63.4	11:22	16.5	19.2	-
11:23	63.3	63.4	11:23	17.3	19.1	-
11:24	64.3	63.4	11:24	17.3	19.1	-
11:25	63.8	63.4	11:25	19.3	19.1	-
11:26	63.3	63.3	11:26	21.8	19.4	-
11:27	65.3	63.4	11:27	94.0	24.4	-
11:28	67.3	63.7	11:28	286.0	42.2	-
11:29	68.5	64.1	11:29	59.0	44.8	-
11:30	64.0	64.1	11:30	870.5	101.3	-
11:31	65.3	64.3	11:31	228.5	115.3	-
11:32	66.5	64.5	11:32	135.3	123.1	-
11:33	72.3	65.1	11:33	135.0	130.7	-
11:34	65.3	65.3	11:34	822.0	184.2	-
11:35	64.8	65.4	11:35	732.0	231.6	X
11:36	65.8	65.5	11:36	48.3	233.5	X
11:37	64.0	65.6	11:37	22.5	233.9	X
11:38	62.8	65.5	11:38	18.8	234.0	X
11:39	62.3	65.4	11:39	18.3	234.1	X
11:40	62.0	65.3	11:40	16.0	233.9	X
11:41	64.0	65.3	11:41	17.8	233.6	X
11:42	74.5	65.9	11:42	129.8	236.0	X
11:43	64.5	65.8	11:43	38.8	219.5	X
11:44	63.0	65.4	11:44	50.3	218.9	X
11:45	68.8	65.7	11:45	41.8	163.7	-
11:46	80.5	66.7	11:46	71.3	153.2	-
11:47	67.0	66.8	11:47	23.5	145.7	-
11:48	64.3	66.2	11:48	30.3	138.7	-
11:49	64.5	66.2	11:49	18.3	85.2	-
11:50	62.5	66.0	11:50	17.3	37.5	-
11:51	61.8	65.8	11:51	15.8	35.3	-
11:52	62.3	65.6	11:52	768.8	85.1	-
11:53	61.5	65.6	11:53	613.8	124.8	-
11:54	61.3	65.5	11:54	268.0	141.4	-
11:55	62.0	65.5	11:55	297.3	160.2	-
11:56	63.8	65.5	11:56	766.8	210.1	-
11:57	68.3	65.1	11:57	756.0	251.8	X
11:58	67.8	65.3	11:58	287.8	268.4	X
11:59	63.0	65.3	11:59	29.0	267.0	X
12:00	62.5	64.9	12:00	19.3	265.5	X
12:01	61.3	63.6	12:01	20.3	262.1	X
12:02	61.0	63.2	12:02	30.0	262.6	X
12:03	62.0	63.0	12:03	510.0	294.5	X
12:04	63.3	62.9	12:04	36.5	295.8	X
12:05	62.0	62.9	12:05	18.3	295.8	X

Grand Union Bowling Alley Site
BCP #360222
150 Westchester Avenue, Port Chester
March 19, 2025

PARTICULATE DATA						
Upwind			Downwind			Exceeds Particulate Alarm Limit
Time	Concentration (ug/m^3)	15-Min Avg Concentration (ug/m^3)	Time	Concentration (ug/m^3)	15-Min Avg Concentration (ug/m^3)	
12:06	60.3	62.8	12:06	29.5	296.7	X
12:07	60.3	62.7	12:07	23.0	247.0	X
12:08	60.3	62.6	12:08	140.3	215.5	X
12:09	61.0	62.6	12:09	82.0	203.1	-
12:10	64.8	62.8	12:10	33.5	185.5	-
12:11	60.3	62.5	12:11	15.5	135.4	-
12:12	60.0	62.0	12:12	16.0	86.1	-
12:13	60.0	61.5	12:13	20.8	68.3	-
12:14	61.3	61.3	12:14	25.8	68.0	-
12:15	60.0	61.2	12:15	17.0	67.9	-
12:16	60.0	61.1	12:16	17.3	67.7	-
12:17	60.0	61.0	12:17	20.3	67.0	-
12:18	60.5	60.9	12:18	18.5	34.3	-
12:19	60.0	60.7	12:19	17.5	33.0	-
12:20	60.5	60.6	12:20	16.5	32.9	-
12:21	60.8	60.6	12:21	16.0	32.0	-
12:22	60.3	60.6	12:22	16.3	31.5	-
12:23	59.5	60.6	12:23	16.0	23.3	-
12:24	59.3	60.5	12:24	15.3	18.8	-
12:25	59.8	60.1	12:25	16.3	17.7	-
12:26	59.8	60.1	12:26	16.0	17.7	-
12:27	59.3	60.1	12:27	16.0	17.7	-
12:28	59.0	60.0	12:28	15.5	17.3	-
12:29	59.5	59.9	12:29	16.0	16.7	-
12:30	59.8	59.9	12:30	15.8	16.6	-
12:31	59.8	59.8	12:31	16.5	16.6	-
12:32	59.8	59.8	12:32	18.8	16.5	-
12:33	59.5	59.8	12:33	16.5	16.3	-
12:34	59.5	59.7	12:34	15.5	16.2	-
12:35	59.8	59.7	12:35	15.5	16.1	-
12:36	59.5	59.6	12:36	15.8	16.1	-
12:37	60.0	59.6	12:37	16.5	16.1	-
12:38	60.0	59.6	12:38	24.8	16.7	-
12:39	59.8	59.6	12:39	18.0	16.9	-
12:40	59.8	59.6	12:40	16.3	16.9	-
12:41	59.8	59.6	12:41	15.3	16.8	-
12:42	59.8	59.7	12:42	17.8	17.0	-
12:43	59.8	59.7	12:43	17.5	17.1	-
12:44	59.8	59.7	12:44	18.0	17.2	-
12:45	60.0	59.8	12:45	19.0	17.4	-
12:46	60.3	59.8	12:46	19.6	17.6	-
12:47	59.5	59.8	12:47	16.2	17.5	-
12:48	59.8	59.8	12:48	15.8	17.4	-
12:49	60.0	59.8	12:49	17.4	17.6	-
12:50	59.5	59.8	12:50	16.2	17.6	-
12:51	58.8	59.8	12:51	16.0	17.6	-
12:52	59.3	59.7	12:52	16.0	17.6	-
12:53	59.0	59.6	12:53	16.0	17.0	-

Grand Union Bowling Alley Site
BCP #360222
150 Westchester Avenue, Port Chester
March 19, 2025

PARTICULATE DATA						
Upwind			Downwind			Exceeds Particulate Alarm Limit
Time	Concentration (ug/m^3)	15-Min Avg Concentration (ug/m^3)	Time	Concentration (ug/m^3)	15-Min Avg Concentration (ug/m^3)	
12:54	59.5	59.6	12:54	17.6	17.0	-
12:55	59.3	59.6	12:55	16.8	17.0	-
12:56	59.5	59.6	12:56	17.0	17.1	-
12:57	59.3	59.5	12:57	16.8	17.1	-
12:58	59.0	59.5	12:58	15.6	16.9	-
12:59	59.5	59.5	12:59	16.4	16.8	-
13:00	59.5	59.4	13:00	17.2	16.7	-
13:01	59.0	59.4	13:01	16.6	16.5	-
13:02	59.3	59.3	13:02	17.0	16.6	-
13:03	59.0	59.3	13:03	17.0	16.6	-
13:04	59.0	59.2	13:04	18.6	16.7	-
13:05	60.0	59.3	13:05	20.8	17.0	-
13:06	59.5	59.3	13:06	16.2	17.0	-
13:07	59.5	59.3	13:07	16.4	17.1	-
13:08	59.3	59.3	13:08	16.2	17.1	-
13:09	60.0	59.4	13:09	16.6	17.0	-
13:10	59.0	59.4	13:10	16.8	17.0	-
13:11	60.8	59.4	13:11	17.4	17.0	-
13:12	59.8	59.5	13:12	17.0	17.1	-
13:13	59.5	59.5	13:13	16.0	17.1	-
13:14	60.0	59.5	13:14	16.8	17.1	-
13:15	60.3	59.6	13:15	18.2	17.2	-
13:16	60.0	59.7	13:16	18.0	17.3	-
13:17	60.3	59.7	13:17	17.0	17.3	-
13:18	60.0	59.8	13:18	16.0	17.2	-
13:19	60.3	59.9	13:19	16.0	17.0	-
13:20	60.3	59.9	13:20	16.2	16.7	-
13:21	60.0	59.9	13:21	21.6	17.1	-
13:22	60.5	60.0	13:22	26.0	17.7	-
13:23	61.8	60.2	13:23	20.2	18.0	-
13:24	60.3	60.2	13:24	20.2	18.2	-
13:25	61.0	60.3	13:25	16.4	18.2	-
13:26	60.3	60.3	13:26	16.2	18.1	-
13:27	60.0	60.3	13:27	15.6	18.0	-
13:28	62.0	60.5	13:28	70.2	21.6	-
13:29	60.8	60.5	13:29	98.2	27.1	-
13:30	64.3	60.8	13:30	30.6	27.9	-
13:31	60.3	60.8	13:31	40.4	29.4	-
13:32	60.5	60.8	13:32	21.6	29.7	-
13:33	61.3	60.9	13:33	16.4	29.7	-
13:34	61.0	60.9	13:34	16.6	29.8	-
13:35	61.3	61.0	13:35	19.6	30.0	-
13:36	61.0	61.1	13:36	19.6	29.9	-
13:37	61.3	61.1	13:37	15.6	29.2	-
13:38	61.5	61.1	13:38	15.8	28.9	-
13:39	61.3	61.2	13:39	15.6	28.6	-
13:40	61.3	61.2	13:40	15.4	28.5	-
13:41	61.8	61.3	13:41	16.8	28.5	-

Grand Union Bowling Alley Site
BCP #360222
150 Westchester Avenue, Port Chester
March 19, 2025

PARTICULATE DATA						
Upwind			Downwind			Exceeds Particulate Alarm Limit
Time	Concentration (ug/m^3)	15-Min Avg Concentration (ug/m^3)	Time	Concentration (ug/m^3)	15-Min Avg Concentration (ug/m^3)	
13:42	61.3	61.4	13:42	18.8	28.7	-
13:43	61.0	61.3	13:43	16.2	25.1	-
13:44	61.3	61.3	13:44	16.0	19.7	-
13:45	61.0	61.1	13:45	16.4	18.7	-
13:46	61.0	61.2	13:46	16.0	17.1	-
13:47	61.0	61.2	13:47	17.2	16.8	-
13:48	61.3	61.2	13:48	17.0	16.8	-
13:49	61.3	61.2	13:49	17.8	16.9	-
13:50	61.0	61.2	13:50	16.8	16.7	-
13:51	61.3	61.2	13:51	16.0	16.5	-
13:52	61.0	61.2	13:52	15.6	16.5	-
13:53	61.0	61.2	13:53	16.4	16.5	-
13:54	61.3	61.2	13:54	16.4	16.6	-
13:55	61.0	61.2	13:55	17.2	16.7	-
13:56	61.3	61.1	13:56	17.4	16.7	-
13:57	61.3	61.1	13:57	18.6	16.7	-
13:58	61.0	61.1	13:58	17.4	16.8	-
13:59	61.0	61.1	13:59	17.6	16.9	-
14:00	61.3	61.1	14:00	17.2	17.0	-
14:01	61.0	61.1	14:01	17.8	17.1	-
14:02	62.3	61.2	14:02	25.4	17.6	-
14:03	63.8	61.4	14:03	22.2	18.0	-
14:04	62.0	61.4	14:04	17.6	18.0	-
14:05	64.0	61.6	14:05	55.0	20.5	-
14:06	66.0	61.9	14:06	59.4	23.4	-
14:07	63.0	62.1	14:07	43.4	25.3	-
14:08	62.0	62.1	14:08	18.6	25.4	-
14:09	63.3	62.3	14:09	16.2	25.4	-
14:10	62.8	62.4	14:10	17.0	25.4	-
14:11	61.5	62.4	14:11	17.2	25.4	-
14:12	61.8	62.4	14:12	20.8	25.5	-
14:13	61.8	62.5	14:13	27.8	26.2	-
14:14	61.3	62.5	14:14	45.8	28.1	-
14:15	61.8	62.5	14:15	29.4	28.9	-
14:16	61.0	62.5	14:16	37.6	30.2	-
14:17	61.3	62.5	14:17	53.0	32.1	-
14:18	61.8	62.3	14:18	26.0	32.3	-
14:19	63.5	62.4	14:19	19.0	32.4	-
14:20	61.0	62.2	14:20	16.0	29.8	-
14:21	61.3	61.9	14:21	16.3	26.9	-
14:22	61.3	61.8	14:22	16.0	25.1	-
14:23	61.0	61.7	14:23	16.3	25.0	-
14:24	61.0	61.6	14:24	16.3	25.0	-
14:25	61.3	61.5	14:25	16.5	24.9	-
14:26	61.3	61.5	14:26	15.5	24.8	-
14:27	61.3	61.4	14:27	16.8	24.5	-
14:28	61.0	61.4	14:28	15.5	23.7	-
14:29	61.0	61.4	14:29	15.8	21.7	-

Grand Union Bowling Alley Site
BCP #360222
150 Westchester Avenue, Port Chester
March 19, 2025

PARTICULATE DATA						
Upwind			Downwind			Exceeds Particulate Alarm Limit
Time	Concentration (ug/m^3)	15-Min Avg Concentration (ug/m^3)	Time	Concentration (ug/m^3)	15-Min Avg Concentration (ug/m^3)	
14:30	61.0	61.3	14:30	15.5	20.8	-
14:31	61.0	61.3	14:31	15.8	19.3	-
14:32	60.8	61.3	14:32	15.0	16.8	-
14:33	61.0	61.2	14:33	15.8	16.1	-
14:34	61.0	61.1	14:34	15.3	15.9	-
14:35	61.0	61.1	14:35	17.0	15.9	-
14:36	61.0	61.1	14:36	16.5	16.0	-
14:37	61.0	61.0	14:37	15.8	15.9	-
14:38	61.0	61.0	14:38	15.5	15.9	-
14:39	61.0	61.0	14:39	16.8	15.9	-
14:40	61.0	61.0	14:40	16.3	15.9	-
14:41	60.3	61.0	14:41	16.0	15.9	-
14:42	60.5	60.9	14:42	16.5	15.9	-
14:43	61.0	60.9	14:43	16.0	16.0	-
14:44	60.8	60.9	14:44	16.5	16.0	-
14:45	60.8	60.9	14:45	16.5	16.1	-
14:46	60.8	60.9	14:46	17.0	16.2	-
14:47	62.0	60.9	14:47	16.5	16.3	-
14:48	61.3	61.0	14:48	75.3	20.2	-
14:49	61.0	61.0	14:49	16.8	20.3	-
14:50	61.0	61.0	14:50	17.0	20.3	-
14:51	61.0	61.0	14:51	19.3	20.5	-
14:52	62.0	61.0	14:52	18.3	20.7	-
14:53	61.5	61.1	14:53	17.8	20.8	-
14:54	61.3	61.1	14:54	16.5	20.8	-
14:55	62.5	61.2	14:55	15.8	20.8	-
14:56	61.3	61.2	14:56	17.0	20.8	-
14:57	61.3	61.3	14:57	16.5	20.8	-
14:58	61.0	61.3	14:58	16.3	20.9	-
14:59	61.0	61.3	14:59	16.3	20.8	-
15:00	61.0	61.3	15:00	73.5	24.6	-
15:01	61.5	61.4	15:01	33.8	25.8	-
15:02	61.8	61.4	15:02	16.0	25.7	-
15:03	61.0	61.3	15:03	16.3	21.8	-
15:04	61.0	61.3	15:04	16.3	21.8	-
15:05	61.0	61.3	15:05	17.3	21.8	-
15:06	61.0	61.3	15:06	16.3	21.6	-
15:07	61.0	61.3	15:07	17.5	21.5	-
15:08	61.0	61.2	15:08	16.8	21.5	-

Grand Union Bowling Alley Site
BCP #360222
150 Westchester Avenue, Port Chester
March 19, 2025

Wednesday, March 19, 2025						
					Number of Instances Where Downwind VOCs Exceeds Upwind VOCs + 5 =	0
					Number of Comparable Data Points =	303
					Start Time:	9:49
					End Time:	15:08
PID DATA						
Upwind			Downwind			
Time	Concentration (ppm)	15-Min Avg Concentration (ppm)	Time	Concentration (ppm)	15-Min Avg Concentration (ppm)	Exceeds VOC Alarm Limit
9:49	0.0	-	9:49	-	-	-
9:50	0.0	-	9:50	-	-	-
9:51	0.0	-	9:51	0.0	-	-
9:52	0.0	-	9:52	0.0	-	-
9:53	0.0	-	9:53	0.0	-	-
9:54	0.0	-	9:54	0.0	-	-
9:55	0.0	-	9:55	0.0	-	-
9:56	0.0	-	9:56	0.0	-	-
9:57	0.0	-	9:57	0.0	-	-
9:58	0.0	-	9:58	0.0	-	-
9:59	0.0	-	9:59	0.0	-	-
10:00	0.0	-	10:00	0.0	-	-
10:01	0.0	-	10:01	0.0	-	-
10:02	0.0	-	10:02	0.0	-	-
10:03	0.0	-	10:03	0.0	-	-
10:04	0.0	0.0	10:04	0.0	-	-
10:05	0.0	0.0	10:05	0.0	-	-
10:06	0.0	0.0	10:06	0.0	0.0	-
10:07	0.0	0.0	10:07	0.0	0.0	-
10:08	0.0	0.0	10:08	0.0	0.0	-
10:09	0.0	0.0	10:09	0.0	0.0	-
10:10	0.0	0.0	10:10	0.0	0.0	-
10:11	0.0	0.0	10:11	0.0	0.0	-
10:12	0.0	0.0	10:12	0.0	0.0	-
10:13	0.0	0.0	10:13	0.0	0.0	-
10:14	0.0	0.0	10:14	0.0	0.0	-
10:15	0.0	0.0	10:15	0.0	0.0	-
10:16	0.0	0.0	10:16	0.0	0.0	-
10:17	0.0	0.0	10:17	0.0	0.0	-
10:18	0.0	0.0	10:18	0.0	0.0	-
10:19	0.0	0.0	10:19	0.0	0.0	-
10:20	0.0	0.0	10:20	0.0	0.0	-
10:21	0.0	0.0	10:21	0.0	0.0	-
10:22	0.0	0.0	10:22	0.0	0.0	-
10:23	0.0	0.0	10:23	0.0	0.0	-
10:24	0.0	0.0	10:24	0.0	0.0	-
10:25	0.0	0.0	10:25	0.0	0.0	-
10:26	0.0	0.0	10:26	0.0	0.0	-
10:27	0.0	0.0	10:27	0.0	0.0	-
10:28	0.0	0.0	10:28	0.0	0.0	-
10:29	0.0	0.0	10:29	0.0	0.0	-
10:30	0.0	0.0	10:30	0.0	0.0	-

Grand Union Bowling Alley Site
BCP #360222
150 Westchester Avenue, Port Chester
March 19, 2025

PID DATA						
Upwind			Downwind			
Time	Concentration (ppm)	15-Min Avg Concentration (ppm)	Time	Concentration (ppm)	15-Min Avg Concentration (ppm)	Exceeds VOC Alarm Limit
10:31	0.0	0.0	10:31	0.0	0.0	-
10:32	0.0	0.0	10:32	0.0	0.0	-
10:33	0.0	0.0	10:33	0.0	0.0	-
10:34	0.0	0.0	10:34	0.0	0.0	-
10:35	0.0	0.0	10:35	0.0	0.0	-
10:36	0.0	0.0	10:36	0.0	0.0	-
10:37	0.0	0.0	10:37	0.0	0.0	-
10:38	0.0	0.0	10:38	0.0	0.0	-
10:39	0.0	0.0	10:39	0.0	0.0	-
10:40	0.0	0.0	10:40	0.0	0.0	-
10:41	0.0	0.0	10:41	0.0	0.0	-
10:42	0.0	0.0	10:42	0.0	0.0	-
10:43	0.0	0.0	10:43	0.0	0.0	-
10:44	0.0	0.0	10:44	0.0	0.0	-
10:45	0.0	0.0	10:45	0.0	0.0	-
10:46	0.0	0.0	10:46	0.0	0.0	-
10:47	0.0	0.0	10:47	0.0	0.0	-
10:48	0.0	0.0	10:48	0.0	0.0	-
10:49	0.0	0.0	10:49	0.0	0.0	-
10:50	0.0	0.0	10:50	0.0	0.0	-
10:51	0.0	0.0	10:51	0.0	0.0	-
10:52	0.0	0.0	10:52	0.0	0.0	-
10:53	0.0	0.0	10:53	0.0	0.0	-
10:54	0.0	0.0	10:54	0.0	0.0	-
10:55	0.0	0.0	10:55	0.0	0.0	-
10:56	0.0	0.0	10:56	0.0	0.0	-
10:57	0.0	0.0	10:57	0.0	0.0	-
10:58	0.0	0.0	10:58	0.0	0.0	-
10:59	0.0	0.0	10:59	0.0	0.0	-
11:00	0.0	0.0	11:00	0.0	0.0	-
11:01	0.0	0.0	11:01	0.0	0.0	-
11:02	0.0	0.0	11:02	0.0	0.0	-
11:03	0.0	0.0	11:03	0.0	0.0	-
11:04	0.0	0.0	11:04	0.0	0.0	-
11:05	0.0	0.0	11:05	0.0	0.0	-
11:06	0.0	0.0	11:06	0.0	0.0	-
11:07	0.0	0.0	11:07	0.0	0.0	-
11:08	0.0	0.0	11:08	0.0	0.0	-
11:09	0.0	0.0	11:09	0.0	0.0	-
11:10	0.0	0.0	11:10	0.0	0.0	-
11:11	0.0	0.0	11:11	0.0	0.0	-
11:12	0.0	0.0	11:12	0.0	0.0	-
11:13	0.0	0.0	11:13	0.0	0.0	-
11:14	0.0	0.0	11:14	0.0	0.0	-
11:15	0.0	0.0	11:15	0.0	0.0	-
11:16	0.0	0.0	11:16	0.0	0.0	-
11:17	0.0	0.0	11:17	0.0	0.0	-
11:18	0.0	0.0	11:18	0.0	0.0	-

Grand Union Bowling Alley Site
BCP #360222
150 Westchester Avenue, Port Chester
March 19, 2025

PID DATA						
Upwind			Downwind			
Time	Concentration (ppm)	15-Min Avg Concentration (ppm)	Time	Concentration (ppm)	15-Min Avg Concentration (ppm)	Exceeds VOC Alarm Limit
11:19	0.0	0.0	11:19	0.0	0.0	-
11:20	0.0	0.0	11:20	0.0	0.0	-
11:21	0.0	0.0	11:21	0.0	0.0	-
11:22	0.0	0.0	11:22	0.0	0.0	-
11:23	0.0	0.0	11:23	0.0	0.0	-
11:24	0.0	0.0	11:24	0.0	0.0	-
11:25	0.0	0.0	11:25	0.0	0.0	-
11:26	0.0	0.0	11:26	0.0	0.0	-
11:27	0.0	0.0	11:27	0.0	0.0	-
11:28	0.0	0.0	11:28	0.0	0.0	-
11:29	0.0	0.0	11:29	0.0	0.0	-
11:30	0.0	0.0	11:30	0.0	0.0	-
11:31	0.0	0.0	11:31	0.0	0.0	-
11:32	0.0	0.0	11:32	0.0	0.0	-
11:33	0.0	0.0	11:33	0.0	0.0	-
11:34	0.0	0.0	11:34	0.0	0.0	-
11:35	0.0	0.0	11:35	0.0	0.0	-
11:36	0.0	0.0	11:36	0.0	0.0	-
11:37	0.0	0.0	11:37	0.0	0.0	-
11:38	0.0	0.0	11:38	0.0	0.0	-
11:39	0.0	0.0	11:39	0.0	0.0	-
11:40	0.0	0.0	11:40	0.0	0.0	-
11:41	0.0	0.0	11:41	0.0	0.0	-
11:42	0.0	0.0	11:42	0.0	0.0	-
11:43	0.0	0.0	11:43	0.0	0.0	-
11:44	0.0	0.0	11:44	0.0	0.0	-
11:45	0.0	0.0	11:45	0.0	0.0	-
11:46	0.0	0.0	11:46	0.0	0.0	-
11:47	0.0	0.0	11:47	0.0	0.0	-
11:48	0.0	0.0	11:48	0.0	0.0	-
11:49	0.0	0.0	11:49	0.0	0.0	-
11:50	0.0	0.0	11:50	0.0	0.0	-
11:51	0.0	0.0	11:51	0.0	0.0	-
11:52	0.0	0.0	11:52	0.0	0.0	-
11:53	0.0	0.0	11:53	0.0	0.0	-
11:54	0.0	0.0	11:54	0.0	0.0	-
11:55	0.0	0.0	11:55	0.0	0.0	-
11:56	0.0	0.0	11:56	0.0	0.0	-
11:57	0.0	0.0	11:57	0.0	0.0	-
11:58	0.0	0.0	11:58	0.0	0.0	-
11:59	0.0	0.0	11:59	0.0	0.0	-
12:00	0.0	0.0	12:00	0.0	0.0	-
12:01	0.0	0.0	12:01	0.0	0.0	-
12:02	0.0	0.0	12:02	0.0	0.0	-
12:03	0.0	0.0	12:03	0.0	0.0	-
12:04	0.0	0.0	12:04	0.0	0.0	-
12:05	0.0	0.0	12:05	0.0	0.0	-
12:06	0.0	0.0	12:06	0.0	0.0	-

Grand Union Bowling Alley Site
BCP #360222
150 Westchester Avenue, Port Chester
March 19, 2025

PID DATA						
Upwind			Downwind			
Time	Concentration (ppm)	15-Min Avg Concentration (ppm)	Time	Concentration (ppm)	15-Min Avg Concentration (ppm)	Exceeds VOC Alarm Limit
12:07	0.0	0.0	12:07	0.0	0.0	-
12:08	0.0	0.0	12:08	0.0	0.0	-
12:09	0.0	0.0	12:09	0.0	0.0	-
12:10	0.0	0.0	12:10	0.0	0.0	-
12:11	0.0	0.0	12:11	0.0	0.0	-
12:12	0.0	0.0	12:12	0.0	0.0	-
12:13	0.0	0.0	12:13	0.0	0.0	-
12:14	0.0	0.0	12:14	0.0	0.0	-
12:15	0.0	0.0	12:15	0.0	0.0	-
12:16	0.0	0.0	12:16	0.0	0.0	-
12:17	0.0	0.0	12:17	0.0	0.0	-
12:18	0.0	0.0	12:18	0.0	0.0	-
12:19	0.0	0.0	12:19	0.0	0.0	-
12:20	0.0	0.0	12:20	0.0	0.0	-
12:21	0.0	0.0	12:21	0.0	0.0	-
12:22	0.0	0.0	12:22	0.0	0.0	-
12:23	0.0	0.0	12:23	0.0	0.0	-
12:24	0.0	0.0	12:24	0.0	0.0	-
12:25	0.0	0.0	12:25	0.0	0.0	-
12:26	0.0	0.0	12:26	0.0	0.0	-
12:27	0.0	0.0	12:27	0.0	0.0	-
12:28	0.0	0.0	12:28	0.0	0.0	-
12:29	0.0	0.0	12:29	0.0	0.0	-
12:30	0.0	0.0	12:30	0.0	0.0	-
12:31	0.0	0.0	12:31	0.0	0.0	-
12:32	0.0	0.0	12:32	0.0	0.0	-
12:33	0.0	0.0	12:33	0.0	0.0	-
12:34	0.0	0.0	12:34	0.0	0.0	-
12:35	0.0	0.0	12:35	0.0	0.0	-
12:36	0.0	0.0	12:36	0.0	0.0	-
12:37	0.0	0.0	12:37	0.0	0.0	-
12:38	0.0	0.0	12:38	0.0	0.0	-
12:39	0.0	0.0	12:39	0.0	0.0	-
12:40	0.0	0.0	12:40	0.0	0.0	-
12:41	0.0	0.0	12:41	0.0	0.0	-
12:42	0.0	0.0	12:42	0.0	0.0	-
12:43	0.0	0.0	12:43	0.0	0.0	-
12:44	0.0	0.0	12:44	0.0	0.0	-
12:45	0.0	0.0	12:45	0.0	0.0	-
12:46	0.0	0.0	12:46	0.0	0.0	-
12:47	0.0	0.0	12:47	0.0	0.0	-
12:48	0.0	0.0	12:48	0.0	0.0	-
12:49	0.0	0.0	12:49	0.0	0.0	-
12:50	0.0	0.0	12:50	0.0	0.0	-
12:51	0.0	0.0	12:51	0.0	0.0	-
12:52	0.0	0.0	12:52	0.0	0.0	-
12:53	0.0	0.0	12:53	0.0	0.0	-
12:54	0.0	0.0	12:54	0.0	0.0	-

Grand Union Bowling Alley Site
BCP #360222
150 Westchester Avenue, Port Chester
March 19, 2025

PID DATA						
Upwind			Downwind			
Time	Concentration (ppm)	15-Min Avg Concentration (ppm)	Time	Concentration (ppm)	15-Min Avg Concentration (ppm)	Exceeds VOC Alarm Limit
12:55	0.0	0.0	12:55	0.0	0.0	-
12:56	0.0	0.0	12:56	0.0	0.0	-
12:57	0.0	0.0	12:57	0.0	0.0	-
12:58	0.0	0.0	12:58	0.0	0.0	-
12:59	0.0	0.0	12:59	0.0	0.0	-
13:00	0.0	0.0	13:00	0.0	0.0	-
13:01	0.0	0.0	13:01	0.0	0.0	-
13:02	0.0	0.0	13:02	0.0	0.0	-
13:03	0.0	0.0	13:03	0.0	0.0	-
13:04	0.0	0.0	13:04	0.0	0.0	-
13:05	0.0	0.0	13:05	0.0	0.0	-
13:06	0.0	0.0	13:06	0.0	0.0	-
13:07	0.0	0.0	13:07	0.0	0.0	-
13:08	0.0	0.0	13:08	0.0	0.0	-
13:09	0.0	0.0	13:09	0.0	0.0	-
13:10	0.0	0.0	13:10	0.0	0.0	-
13:11	0.0	0.0	13:11	0.0	0.0	-
13:12	0.0	0.0	13:12	0.0	0.0	-
13:13	0.0	0.0	13:13	0.0	0.0	-
13:14	0.0	0.0	13:14	0.0	0.0	-
13:15	0.0	0.0	13:15	0.0	0.0	-
13:16	0.0	0.0	13:16	0.0	0.0	-
13:17	0.0	0.0	13:17	0.0	0.0	-
13:18	0.0	0.0	13:18	0.0	0.0	-
13:19	0.0	0.0	13:19	0.0	0.0	-
13:20	0.0	0.0	13:20	0.0	0.0	-
13:21	0.0	0.0	13:21	0.0	0.0	-
13:22	0.0	0.0	13:22	0.0	0.0	-
13:23	0.0	0.0	13:23	0.0	0.0	-
13:24	0.0	0.0	13:24	0.0	0.0	-
13:25	0.0	0.0	13:25	0.0	0.0	-
13:26	0.0	0.0	13:26	0.0	0.0	-
13:27	0.0	0.0	13:27	0.0	0.0	-
13:28	0.0	0.0	13:28	0.0	0.0	-
13:29	0.0	0.0	13:29	0.0	0.0	-
13:30	0.0	0.0	13:30	0.0	0.0	-
13:31	0.0	0.0	13:31	0.0	0.0	-
13:32	0.0	0.0	13:32	0.0	0.0	-
13:33	0.0	0.0	13:33	0.0	0.0	-
13:34	0.0	0.0	13:34	0.0	0.0	-
13:35	0.0	0.0	13:35	0.0	0.0	-
13:36	0.0	0.0	13:36	0.0	0.0	-
13:37	0.0	0.0	13:37	0.0	0.0	-
13:38	0.0	0.0	13:38	0.0	0.0	-
13:39	0.0	0.0	13:39	0.0	0.0	-
13:40	0.0	0.0	13:40	0.0	0.0	-
13:41	0.0	0.0	13:41	0.0	0.0	-
13:42	0.0	0.0	13:42	0.0	0.0	-

Grand Union Bowling Alley Site
BCP #360222
150 Westchester Avenue, Port Chester
March 19, 2025

PID DATA						
Upwind			Downwind			
Time	Concentration (ppm)	15-Min Avg Concentration (ppm)	Time	Concentration (ppm)	15-Min Avg Concentration (ppm)	Exceeds VOC Alarm Limit
13:43	0.0	0.0	13:43	0.0	0.0	-
13:44	0.0	0.0	13:44	0.0	0.0	-
13:45	0.0	0.0	13:45	0.0	0.0	-
13:46	0.0	0.0	13:46	0.0	0.0	-
13:47	0.0	0.0	13:47	0.0	0.0	-
13:48	0.0	0.0	13:48	0.0	0.0	-
13:49	0.0	0.0	13:49	0.0	0.0	-
13:50	0.0	0.0	13:50	0.0	0.0	-
13:51	0.0	0.0	13:51	0.0	0.0	-
13:52	0.0	0.0	13:52	0.0	0.0	-
13:53	0.0	0.0	13:53	0.0	0.0	-
13:54	0.0	0.0	13:54	0.0	0.0	-
13:55	0.0	0.0	13:55	0.0	0.0	-
13:56	0.0	0.0	13:56	0.0	0.0	-
13:57	0.0	0.0	13:57	0.0	0.0	-
13:58	0.0	0.0	13:58	0.0	0.0	-
13:59	0.0	0.0	13:59	0.0	0.0	-
14:00	0.0	0.0	14:00	0.0	0.0	-
14:01	0.0	0.0	14:01	0.0	0.0	-
14:02	0.0	0.0	14:02	0.0	0.0	-
14:03	0.0	0.0	14:03	0.0	0.0	-
14:04	0.0	0.0	14:04	0.0	0.0	-
14:05	0.0	0.0	14:05	0.0	0.0	-
14:06	0.0	0.0	14:06	0.0	0.0	-
14:07	0.0	0.0	14:07	0.0	0.0	-
14:08	0.0	0.0	14:08	0.0	0.0	-
14:09	0.0	0.0	14:09	0.0	0.0	-
14:10	0.0	0.0	14:10	0.0	0.0	-
14:11	0.0	0.0	14:11	0.0	0.0	-
14:12	0.0	0.0	14:12	0.0	0.0	-
14:13	0.0	0.0	14:13	0.0	0.0	-
14:14	0.0	0.0	14:14	0.0	0.0	-
14:15	0.0	0.0	14:15	0.0	0.0	-
14:16	0.0	0.0	14:16	0.0	0.0	-
14:17	0.0	0.0	14:17	0.0	0.0	-
14:18	0.0	0.0	14:18	0.0	0.0	-
14:19	0.0	0.0	14:19	0.0	0.0	-
14:20	0.0	0.0	14:20	0.0	0.0	-
14:21	0.0	0.0	14:21	0.0	0.0	-
14:22	0.0	0.0	14:22	0.0	0.0	-
14:23	0.0	0.0	14:23	0.0	0.0	-
14:24	0.0	0.0	14:24	0.0	0.0	-
14:25	0.0	0.0	14:25	0.0	0.0	-
14:26	0.0	0.0	14:26	0.0	0.0	-
14:27	0.0	0.0	14:27	0.0	0.0	-
14:28	0.0	0.0	14:28	0.0	0.0	-
14:29	0.0	0.0	14:29	0.0	0.0	-
14:30	0.0	0.0	14:30	0.0	0.0	-

Grand Union Bowling Alley Site
BCP #360222
150 Westchester Avenue, Port Chester
March 19, 2025

PID DATA						
Upwind			Downwind			Exceeds VOC Alarm Limit
Time	Concentration (ppm)	15-Min Avg Concentration (ppm)	Time	Concentration (ppm)	15-Min Avg Concentration (ppm)	
14:31	0.0	0.0	14:31	0.0	0.0	-
14:32	0.0	0.0	14:32	0.0	0.0	-
14:33	0.0	0.0	14:33	0.0	0.0	-
14:34	0.0	0.0	14:34	0.0	0.0	-
14:35	0.0	0.0	14:35	0.0	0.0	-
14:36	0.0	0.0	14:36	0.0	0.0	-
14:37	0.0	0.0	14:37	0.0	0.0	-
14:38	0.0	0.0	14:38	0.0	0.0	-
14:39	0.0	0.0	14:39	0.0	0.0	-
14:40	0.0	0.0	14:40	0.0	0.0	-
14:41	0.0	0.0	14:41	0.0	0.0	-
14:42	0.0	0.0	14:42	0.0	0.0	-
14:43	0.0	0.0	14:43	0.0	0.0	-
14:44	0.0	0.0	14:44	0.0	0.0	-
14:45	0.0	0.0	14:45	0.0	0.0	-
14:46	0.0	0.0	14:46	0.0	0.0	-
14:47	0.0	0.0	14:47	0.0	0.0	-
14:48	0.0	0.0	14:48	0.0	0.0	-
14:49	0.0	0.0	14:49	0.0	0.0	-
14:50	0.0	0.0	14:50	0.0	0.0	-
14:51	0.0	0.0	14:51	0.0	0.0	-
14:52	0.0	0.0	14:52	0.0	0.0	-
14:53	0.0	0.0	14:53	0.0	0.0	-
14:54	0.0	0.0	14:54	0.0	0.0	-
14:55	0.0	0.0	14:55	0.0	0.0	-
14:56	0.0	0.0	14:56	0.0	0.0	-
14:57	0.0	0.0	14:57	0.0	0.0	-
14:58	0.0	0.0	14:58	0.0	0.0	-
14:59	0.0	0.0	14:59	0.0	0.0	-
15:00	0.0	0.0	15:00	0.0	0.0	-
15:01	0.0	0.0	15:01	0.0	0.0	-
15:02	0.0	0.0	15:02	0.0	0.0	-
15:03	0.0	0.0	15:03	0.0	0.0	-
15:04	0.0	0.0	15:04	0.0	0.0	-
15:05	0.0	0.0	15:05	0.0	0.0	-
15:06	0.0	0.0	15:06	0.0	0.0	-
15:07	0.0	0.0	15:07	0.0	0.0	-
15:08	0.0	0.0	15:08	0.0	0.0	-

SESI CONSULTING ENGINEERS

959 US-46 Floor 3, Suite 300 - Parsippany-Troy Hills, NJ

DAILY AIR MONITORING REPORT
150 Westchester Avenue
Port Chester, New York

03/20/2025

Rev. No. 0 | Page 1 of 2

Project Number: 11895A

Dust Action Level: 150 µg/m^3

VOC Action Level: 5 ppm

Weather Data Range for Work Day		Wind Direction	ESE	Relative Humidity (%)	83.0 - 93.0	Daily Rain Total (in)	0.01	Readings in the summary table and graphs below are the reported downwind concentrations.
Temperature (°F)	43.0 - 47.0	Wind Speed (MPH)	2.3 - 6.1	Barometer (inHg)	29.80 - 29.90	Avg. Dew Point Temp (°F)	42.2	

Station Location	Daily Avg. Dust Concentration (µg/m^3)	Max 15-Min Dust Concentration (µg/m^3)	Time of Max Dust Reading	Daily Avg. VOC Concentration (ppm)	Max 15-Min VOC Concentration (ppm)	Time of Max VOC Reading
Upwind	57.0	72.3	11:37	0.0	0.0	10:12
Downwind	16.1	21.3	14:41	0.0	0.0	10:14

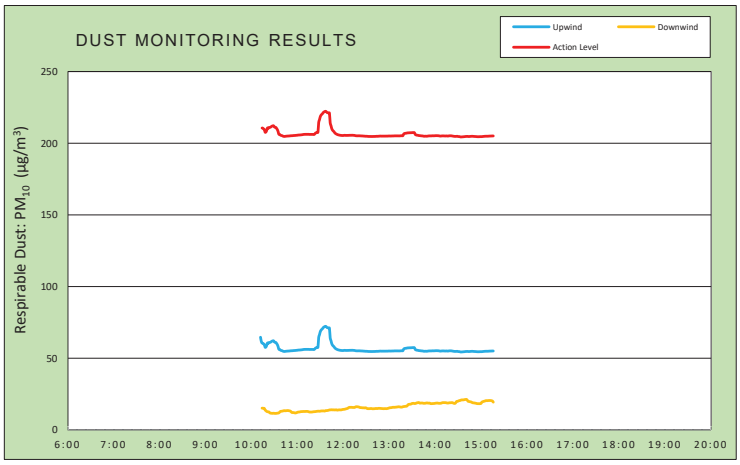

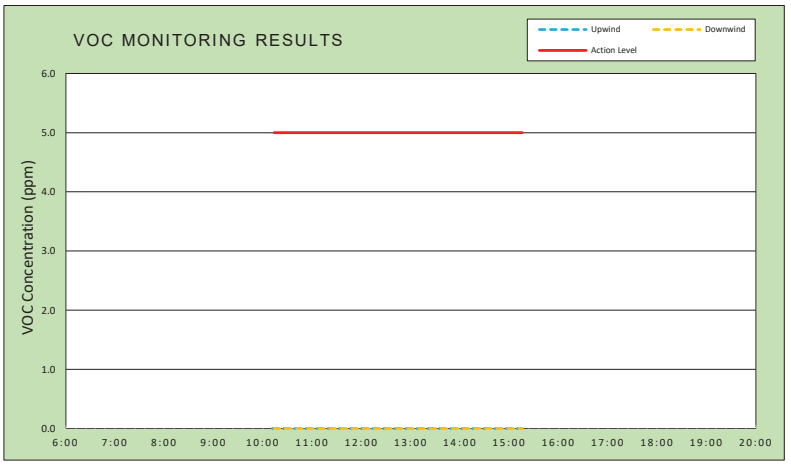

Air Monitoring Notes:

Weather Notes:

EMILCOTT
A Triumvirate Environmental Company

Wind Rose

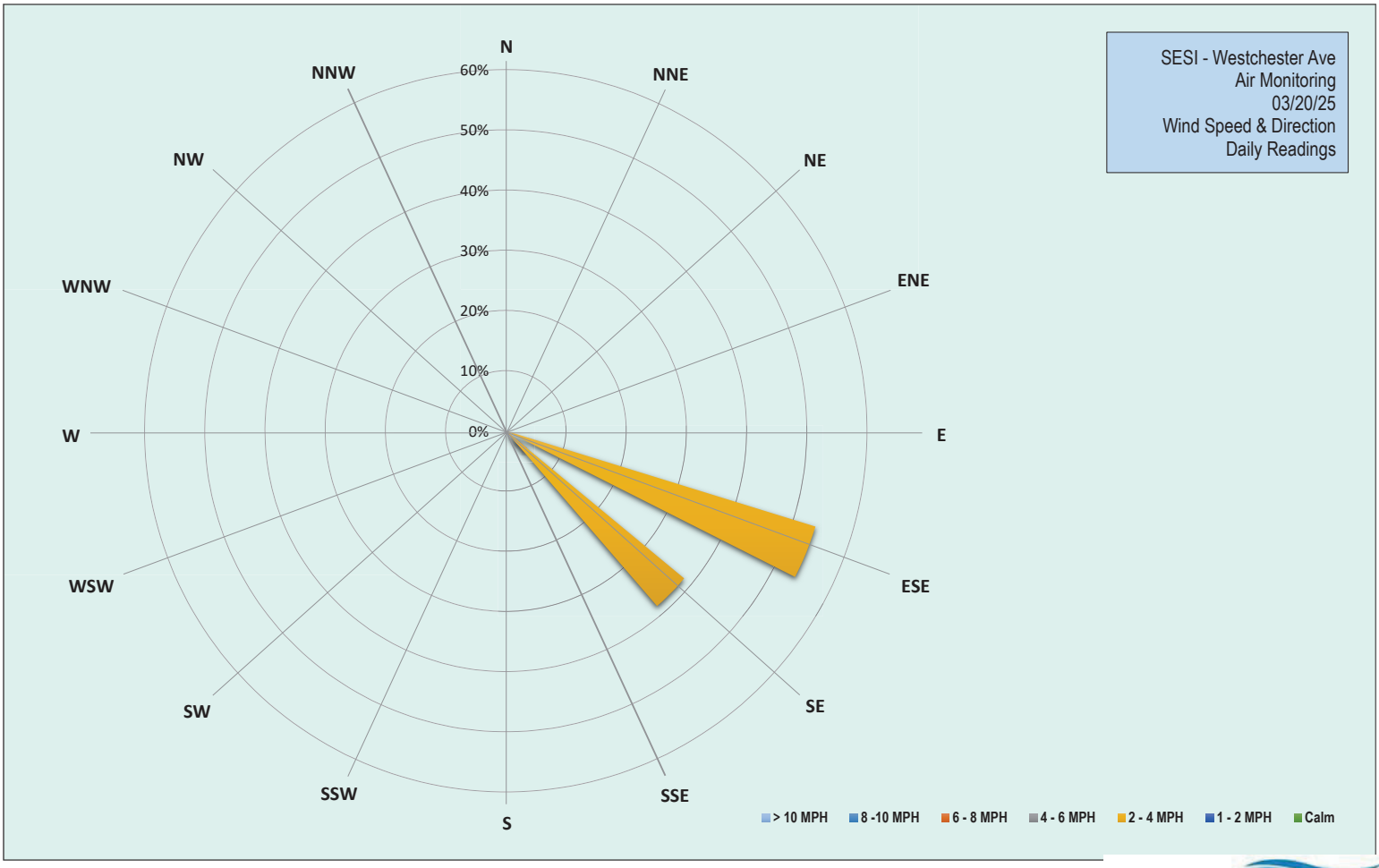

EMILCOTT
A Triumvirate Environmental Company

Grand Union Bowling Alley Site
BCP #360222
150 Westchester Avenue, Port Chester
March 20, 2025

Thursday, March 20, 2025						
Number of Instances Where Downwind Particulates Exceeds Upwind Particulate + 150 =						0
Number of Comparable Data Points =						303
Start Time:						9:57
End Time:						15:16
PARTICULATE DATA						
Upwind			Downwind			Exceeds Particulate Alarm Limit
Time	Concentration (ug/m^3)	15-Min Avg Concentration (ug/m^3)	Time	Concentration (ug/m^3)	15-Min Avg Concentration (ug/m^3)	
9:57	107.5	-	9:57	-	-	-
9:58	97.5	-	9:58	-	-	-
9:59	70.3	-	9:59	14.0	-	-
10:00	66.0	-	10:00	13.6	-	-
10:01	70.5	-	10:01	13.0	-	-
10:02	58.8	-	10:02	13.0	-	-
10:03	95.5	-	10:03	27.8	-	-
10:04	65.3	-	10:04	18.0	-	-
10:05	59.8	-	10:05	19.6	-	-
10:06	56.3	-	10:06	15.4	-	-
10:07	58.3	-	10:07	12.6	-	-
10:08	54.8	-	10:08	13.2	-	-
10:09	56.5	-	10:09	19.2	-	-
10:10	54.0	-	10:10	14.8	-	-
10:11	54.0	-	10:11	12.4	-	-
10:12	53.0	64.7	10:12	11.8	-	-
10:13	54.0	61.8	10:13	12.0	-	-
10:14	53.0	60.6	10:14	12.0	15.2	-
10:15	64.3	60.5	10:15	12.4	15.1	-
10:16	61.5	59.9	10:16	12.4	15.1	-
10:17	54.0	59.6	10:17	11.4	15.0	-
10:18	66.8	57.7	10:18	11.4	13.9	-
10:19	67.5	57.8	10:19	11.6	13.5	-
10:20	75.5	58.9	10:20	12.0	13.0	-
10:21	82.5	60.6	10:21	12.0	12.7	-
10:22	54.3	60.4	10:22	11.2	12.7	-
10:23	62.8	60.9	10:23	11.6	12.5	-
10:24	58.5	61.0	10:24	11.0	12.0	-
10:25	56.5	61.2	10:25	11.0	11.7	-
10:26	59.8	61.6	10:26	11.0	11.7	-
10:27	58.3	61.9	10:27	11.4	11.6	-
10:28	56.8	62.1	10:28	11.4	11.6	-
10:29	54.3	62.2	10:29	13.2	11.7	-
10:30	54.3	61.5	10:30	11.4	11.6	-
10:31	54.3	61.1	10:31	11.4	11.5	-
10:32	54.5	61.1	10:32	11.8	11.6	-
10:33	55.0	60.3	10:33	12.2	11.6	-
10:34	55.0	59.5	10:34	13.2	11.7	-
10:35	54.3	58.1	10:35	12.8	11.8	-
10:36	54.5	56.2	10:36	14.6	11.9	-

Grand Union Bowling Alley Site
BCP #360222
150 Westchester Avenue, Port Chester
March 20, 2025

PARTICULATE DATA						
Upwind			Downwind			Exceeds Particulate Alarm Limit
Time	Concentration (ug/m^3)	15-Min Avg Concentration (ug/m^3)	Time	Concentration (ug/m^3)	15-Min Avg Concentration (ug/m^3)	
10:37	54.3	56.2	10:37	18.6	12.4	-
10:38	55.3	55.7	10:38	18.6	12.9	-
10:39	54.8	55.4	10:39	12.6	13.0	-
10:40	55.0	55.3	10:40	12.2	13.1	-
10:41	55.3	55.0	10:41	12.8	13.2	-
10:42	55.5	54.9	10:42	13.4	13.3	-
10:43	55.3	54.8	10:43	13.2	13.5	-
10:44	55.0	54.8	10:44	11.6	13.4	-
10:45	55.5	54.9	10:45	12.4	13.4	-
10:46	55.3	55.0	10:46	11.8	13.5	-
10:47	55.3	55.0	10:47	12.8	13.5	-
10:48	55.5	55.0	10:48	12.3	13.5	-
10:49	55.5	55.1	10:49	11.5	13.4	-
10:50	55.0	55.1	10:50	11.3	13.3	-
10:51	55.5	55.2	10:51	12.0	13.1	-
10:52	55.3	55.3	10:52	11.3	12.6	-
10:53	55.3	55.3	10:53	11.5	12.2	-
10:54	55.5	55.3	10:54	12.3	12.1	-
10:55	56.0	55.4	10:55	12.0	12.1	-
10:56	55.8	55.4	10:56	11.0	12.0	-
10:57	56.0	55.4	10:57	11.5	11.9	-
10:58	56.0	55.5	10:58	13.0	11.9	-
10:59	56.0	55.6	10:59	14.8	12.1	-
11:00	56.0	55.6	11:00	14.8	12.2	-
11:01	57.0	55.7	11:01	15.0	12.5	-
11:02	55.8	55.7	11:02	13.5	12.5	-
11:03	56.0	55.8	11:03	13.3	12.6	-
11:04	56.0	55.8	11:04	13.3	12.7	-
11:05	56.0	55.9	11:05	13.0	12.8	-
11:06	56.3	55.9	11:06	12.0	12.8	-
11:07	56.8	56.0	11:07	12.0	12.9	-
11:08	56.8	56.1	11:08	12.0	12.9	-
11:09	56.5	56.2	11:09	12.5	12.9	-
11:10	56.3	56.2	11:10	11.5	12.9	-
11:11	56.0	56.2	11:11	12.0	12.9	-
11:12	56.0	56.2	11:12	11.8	13.0	-
11:13	56.0	56.2	11:13	12.8	12.9	-
11:14	56.0	56.2	11:14	13.5	12.9	-
11:15	56.0	56.2	11:15	12.3	12.7	-
11:16	56.0	56.2	11:16	12.5	12.5	-
11:17	56.0	56.2	11:17	13.3	12.5	-
11:18	56.0	56.2	11:18	13.0	12.5	-
11:19	56.0	56.2	11:19	13.8	12.5	-
11:20	56.0	56.2	11:20	14.0	12.6	-
11:21	55.8	56.1	11:21	13.8	12.7	-
11:22	56.5	56.1	11:22	12.5	12.7	-
11:23	64.0	56.6	11:23	12.8	12.8	-

Grand Union Bowling Alley Site
BCP #360222
150 Westchester Avenue, Port Chester
March 20, 2025

PARTICULATE DATA						
Upwind			Downwind			Exceeds Particulate Alarm Limit
Time	Concentration (ug/m^3)	15-Min Avg Concentration (ug/m^3)	Time	Concentration (ug/m^3)	15-Min Avg Concentration (ug/m^3)	
11:24	65.0	57.2	11:24	13.3	12.8	-
11:25	59.0	57.4	11:25	13.3	13.0	-
11:26	58.5	57.5	11:26	13.0	13.0	-
11:27	56.3	57.5	11:27	12.8	13.1	-
11:28	161.8	64.6	11:28	12.8	13.1	-
11:29	82.8	66.4	11:29	12.8	13.0	-
11:30	87.3	68.5	11:30	13.3	13.1	-
11:31	72.3	69.5	11:31	14.3	13.2	-
11:32	65.3	70.2	11:32	14.0	13.3	-
11:33	64.0	70.7	11:33	13.0	13.3	-
11:34	67.0	71.4	11:34	14.3	13.3	-
11:35	62.3	71.8	11:35	13.0	13.2	-
11:36	60.0	72.1	11:36	13.3	13.2	-
11:37	59.3	72.3	11:37	16.5	13.5	-
11:38	58.3	71.9	11:38	13.3	13.5	-
11:39	57.3	71.4	11:39	13.8	13.5	-
11:40	57.0	71.3	11:40	14.8	13.6	-
11:41	56.8	71.2	11:41	15.0	13.8	-
11:42	56.5	71.2	11:42	15.5	14.0	-
11:43	56.5	64.2	11:43	13.5	14.0	-
11:44	56.0	62.4	11:44	13.3	14.0	-
11:45	56.0	60.3	11:45	14.0	14.1	-
11:46	55.8	59.2	11:46	13.3	14.0	-
11:47	55.8	58.6	11:47	14.0	14.0	-
11:48	56.3	58.0	11:48	13.0	14.0	-
11:49	55.3	57.3	11:49	13.3	14.0	-
11:50	55.3	56.8	11:50	13.8	14.0	-
11:51	55.0	56.5	11:51	14.0	14.1	-
11:52	55.0	56.2	11:52	13.5	13.9	-
11:53	55.0	56.0	11:53	13.8	13.9	-
11:54	55.0	55.8	11:54	15.3	14.0	-
11:55	55.0	55.7	11:55	15.3	14.0	-
11:56	55.3	55.6	11:56	15.0	14.0	-
11:57	55.3	55.5	11:57	15.0	14.0	-
11:58	55.8	55.4	11:58	15.3	14.1	-
11:59	55.5	55.4	11:59	15.5	14.3	-
12:00	56.0	55.4	12:00	15.3	14.3	-
12:01	57.3	55.5	12:01	14.0	14.4	-
12:02	56.3	55.5	12:02	15.3	14.5	-
12:03	55.5	55.5	12:03	15.3	14.6	-
12:04	55.0	55.5	12:04	15.8	14.8	-
12:05	55.3	55.5	12:05	15.8	14.9	-
12:06	55.3	55.5	12:06	17.3	15.1	-
12:07	55.3	55.5	12:07	19.3	15.5	-
12:08	55.5	55.5	12:08	17.3	15.8	-
12:09	55.3	55.6	12:09	15.8	15.8	-
12:10	55.0	55.6	12:10	15.3	15.8	-

Grand Union Bowling Alley Site
BCP #360222
150 Westchester Avenue, Port Chester
March 20, 2025

PARTICULATE DATA						
Upwind			Downwind			Exceeds Particulate Alarm Limit
Time	Concentration (ug/m^3)	15-Min Avg Concentration (ug/m^3)	Time	Concentration (ug/m^3)	15-Min Avg Concentration (ug/m^3)	
12:11	55.5	55.6	12:11	15.0	15.8	-
12:12	55.5	55.6	12:12	14.0	15.7	-
12:13	55.0	55.5	12:13	15.0	15.7	-
12:14	55.0	55.5	12:14	15.3	15.7	-
12:15	55.0	55.4	12:15	16.0	15.7	-
12:16	55.0	55.3	12:16	18.8	16.1	-
12:17	55.3	55.2	12:17	17.3	16.2	-
12:18	55.0	55.2	12:18	15.3	16.2	-
12:19	55.0	55.2	12:19	15.0	16.1	-
12:20	55.5	55.2	12:20	14.3	16.0	-
12:21	55.3	55.2	12:21	14.8	15.9	-
12:22	54.8	55.2	12:22	15.5	15.6	-
12:23	55.0	55.1	12:23	17.0	15.6	-
12:24	54.8	55.1	12:24	14.8	15.5	-
12:25	54.8	55.1	12:25	14.3	15.5	-
12:26	54.8	55.0	12:26	14.5	15.4	-
12:27	54.8	55.0	12:27	14.0	15.4	-
12:28	54.5	55.0	12:28	14.0	15.4	-
12:29	54.0	54.9	12:29	16.8	15.5	-
12:30	55.0	54.9	12:30	14.0	15.3	-
12:31	54.8	54.9	12:31	14.0	15.0	-
12:32	54.3	54.8	12:32	14.8	14.9	-
12:33	54.3	54.8	12:33	15.3	14.9	-
12:34	54.8	54.7	12:34	15.0	14.9	-
12:35	55.8	54.8	12:35	14.8	14.9	-
12:36	54.8	54.7	12:36	15.8	15.0	-
12:37	54.8	54.7	12:37	15.3	14.9	-
12:38	55.0	54.7	12:38	15.0	14.8	-
12:39	55.0	54.7	12:39	14.5	14.8	-
12:40	55.0	54.8	12:40	14.8	14.8	-
12:41	54.8	54.8	12:41	15.0	14.9	-
12:42	55.3	54.8	12:42	15.0	14.9	-
12:43	55.0	54.8	12:43	15.5	15.0	-
12:44	54.8	54.9	12:44	15.0	14.9	-
12:45	54.5	54.8	12:45	15.0	15.0	-
12:46	55.5	54.9	12:46	15.5	15.1	-
12:47	55.0	54.9	12:47	15.0	15.1	-
12:48	55.0	55.0	12:48	14.8	15.1	-
12:49	55.0	55.0	12:49	14.3	15.0	-
12:50	55.0	55.0	12:50	14.0	15.0	-
12:51	55.0	55.0	12:51	15.0	14.9	-
12:52	54.8	55.0	12:52	14.8	14.9	-
12:53	55.0	55.0	12:53	14.5	14.8	-
12:54	55.0	55.0	12:54	15.3	14.9	-
12:55	55.0	55.0	12:55	14.8	14.9	-
12:56	55.0	55.0	12:56	14.8	14.9	-
12:57	55.3	55.0	12:57	15.0	14.9	-

Grand Union Bowling Alley Site
BCP #360222
150 Westchester Avenue, Port Chester
March 20, 2025

PARTICULATE DATA						
Upwind			Downwind			Exceeds Particulate Alarm Limit
Time	Concentration (ug/m^3)	15-Min Avg Concentration (ug/m^3)	Time	Concentration (ug/m^3)	15-Min Avg Concentration (ug/m^3)	
12:58	55.0	55.0	12:58	17.5	15.0	-
12:59	55.5	55.0	12:59	17.3	15.2	-
13:00	55.0	55.1	13:00	18.0	15.4	-
13:01	55.0	55.0	13:01	17.5	15.5	-
13:02	55.0	55.0	13:02	15.8	15.5	-
13:03	55.3	55.1	13:03	15.5	15.6	-
13:04	55.5	55.1	13:04	16.3	15.7	-
13:05	55.0	55.1	13:05	15.5	15.8	-
13:06	55.3	55.1	13:06	14.8	15.8	-
13:07	55.5	55.2	13:07	14.8	15.8	-
13:08	55.0	55.2	13:08	15.5	15.9	-
13:09	55.0	55.2	13:09	15.8	15.9	-
13:10	55.0	55.2	13:10	16.3	16.0	-
13:11	55.0	55.2	13:11	15.5	16.1	-
13:12	55.0	55.1	13:12	16.8	16.2	-
13:13	55.3	55.2	13:13	17.0	16.1	-
13:14	55.3	55.1	13:14	16.3	16.1	-
13:15	56.3	55.2	13:15	16.3	16.0	-
13:16	55.3	55.2	13:16	17.0	15.9	-
13:17	55.3	55.3	13:17	16.8	16.0	-
13:18	55.8	55.3	13:18	18.8	16.2	-
13:19	72.5	56.4	13:19	18.0	16.3	-
13:20	60.3	56.8	13:20	16.5	16.4	-
13:21	57.8	56.9	13:21	16.0	16.5	-
13:22	56.3	57.0	13:22	15.8	16.5	-
13:23	56.8	57.1	13:23	16.8	16.6	-
13:24	56.8	57.2	13:24	23.5	17.1	-
13:25	55.5	57.3	13:25	25.0	17.7	-
13:26	55.5	57.3	13:26	17.8	17.9	-
13:27	55.5	57.3	13:27	17.8	17.9	-
13:28	55.5	57.3	13:28	18.0	18.0	-
13:29	55.5	57.4	13:29	19.3	18.2	-
13:30	57.0	57.4	13:30	20.5	18.5	-
13:31	55.8	57.4	13:31	17.8	18.5	-
13:32	55.0	57.4	13:32	17.3	18.6	-
13:33	55.3	57.4	13:33	17.0	18.5	-
13:34	55.0	56.2	13:34	18.0	18.5	-
13:35	54.8	55.9	13:35	18.8	18.6	-
13:36	54.8	55.7	13:36	20.0	18.9	-
13:37	55.5	55.6	13:37	17.0	19.0	-
13:38	54.8	55.5	13:38	19.0	19.1	-
13:39	55.0	55.4	13:39	23.0	19.1	-
13:40	55.0	55.3	13:40	19.8	18.7	-
13:41	54.3	55.2	13:41	18.3	18.8	-
13:42	54.5	55.2	13:42	18.3	18.8	-
13:43	55.0	55.1	13:43	18.3	18.8	-
13:44	54.5	55.1	13:44	18.0	18.7	-

Grand Union Bowling Alley Site
BCP #360222
150 Westchester Avenue, Port Chester
March 20, 2025

PARTICULATE DATA						
Upwind			Downwind			Exceeds Particulate Alarm Limit
Time	Concentration (ug/m^3)	15-Min Avg Concentration (ug/m^3)	Time	Concentration (ug/m^3)	15-Min Avg Concentration (ug/m^3)	
13:45	55.0	54.9	13:45	18.8	18.6	-
13:46	55.0	54.9	13:46	17.8	18.6	-
13:47	55.8	54.9	13:47	17.8	18.6	-
13:48	55.0	54.9	13:48	18.5	18.7	-
13:49	54.8	54.9	13:49	19.5	18.8	-
13:50	55.5	55.0	13:50	18.5	18.8	-
13:51	56.3	55.1	13:51	18.3	18.7	-
13:52	56.5	55.1	13:52	17.5	18.7	-
13:53	55.0	55.1	13:53	18.5	18.7	-
13:54	55.0	55.1	13:54	18.8	18.4	-
13:55	55.0	55.1	13:55	18.8	18.4	-
13:56	55.0	55.2	13:56	18.8	18.4	-
13:57	55.0	55.2	13:57	18.8	18.4	-
13:58	54.5	55.2	13:58	18.8	18.5	-
13:59	55.0	55.2	13:59	18.5	18.5	-
14:00	55.3	55.2	14:00	20.5	18.6	-
14:01	56.0	55.3	14:01	19.0	18.7	-
14:02	55.5	55.3	14:02	18.5	18.7	-
14:03	54.8	55.3	14:03	19.0	18.8	-
14:04	54.5	55.3	14:04	17.8	18.7	-
14:05	54.5	55.2	14:05	17.8	18.6	-
14:06	54.5	55.1	14:06	18.0	18.6	-
14:07	55.5	55.0	14:07	18.0	18.6	-
14:08	55.8	55.1	14:08	19.8	18.7	-
14:09	56.0	55.1	14:09	22.0	18.9	-
14:10	55.3	55.1	14:10	20.8	19.1	-
14:11	55.0	55.1	14:11	19.0	19.1	-
14:12	54.3	55.1	14:12	18.8	19.1	-
14:13	54.5	55.1	14:13	18.3	19.0	-
14:14	54.5	55.1	14:14	18.5	19.0	-
14:15	56.3	55.1	14:15	18.3	18.9	-
14:16	55.0	55.1	14:16	17.8	18.8	-
14:17	55.0	55.0	14:17	18.0	18.8	-
14:18	56.8	55.2	14:18	21.0	18.9	-
14:19	55.0	55.2	14:19	18.8	19.0	-
14:20	54.8	55.2	14:20	18.3	19.0	-
14:21	54.3	55.2	14:21	18.0	19.0	-
14:22	54.3	55.1	14:22	19.3	19.1	-
14:23	54.3	55.0	14:23	17.8	19.0	-
14:24	54.5	54.9	14:24	18.3	18.7	-
14:25	54.0	54.8	14:25	18.5	18.6	-
14:26	54.5	54.8	14:26	18.8	18.5	-
14:27	54.3	54.8	14:27	26.3	19.0	-
14:28	55.0	54.8	14:28	30.0	19.8	-
14:29	55.0	54.9	14:29	20.5	20.0	-
14:30	54.0	54.7	14:30	20.3	20.1	-
14:31	54.5	54.7	14:31	21.5	20.3	-

Grand Union Bowling Alley Site
BCP #360222
150 Westchester Avenue, Port Chester
March 20, 2025

PARTICULATE DATA						
Upwind			Downwind			Exceeds Particulate Alarm Limit
Time	Concentration (ug/m^3)	15-Min Avg Concentration (ug/m^3)	Time	Concentration (ug/m^3)	15-Min Avg Concentration (ug/m^3)	
14:32	54.3	54.6	14:32	20.8	20.5	-
14:33	54.0	54.4	14:33	22.3	20.6	-
14:34	54.5	54.4	14:34	23.0	20.9	-
14:35	55.3	54.4	14:35	19.5	21.0	-
14:36	55.0	54.5	14:36	18.0	21.0	-
14:37	55.0	54.5	14:37	19.5	21.0	-
14:38	55.0	54.6	14:38	19.5	21.1	-
14:39	55.5	54.7	14:39	19.8	21.2	-
14:40	55.3	54.7	14:40	19.5	21.3	-
14:41	54.8	54.8	14:41	19.3	21.3	-
14:42	54.8	54.8	14:42	19.3	20.8	-
14:43	54.3	54.7	14:43	18.3	20.1	-
14:44	54.3	54.7	14:44	18.0	19.9	-
14:45	54.5	54.7	14:45	18.8	19.8	-
14:46	55.3	54.8	14:46	19.3	19.6	-
14:47	55.0	54.8	14:47	19.3	19.5	-
14:48	54.5	54.9	14:48	18.0	19.3	-
14:49	54.5	54.9	14:49	19.3	19.0	-
14:50	54.3	54.8	14:50	18.0	18.9	-
14:51	54.5	54.8	14:51	17.3	18.9	-
14:52	54.3	54.7	14:52	17.8	18.7	-
14:53	54.8	54.7	14:53	18.3	18.7	-
14:54	54.8	54.6	14:54	17.5	18.5	-
14:55	54.3	54.6	14:55	17.5	18.4	-
14:56	54.8	54.6	14:56	19.0	18.4	-
14:57	54.5	54.6	14:57	19.0	18.3	-
14:58	54.8	54.6	14:58	18.0	18.3	-
14:59	54.8	54.6	14:59	19.3	18.4	-
15:00	54.5	54.6	15:00	20.3	18.5	-
15:01	55.3	54.6	15:01	32.3	19.4	-
15:02	56.0	54.7	15:02	23.3	19.6	-
15:03	55.5	54.8	15:03	21.5	19.9	-
15:04	55.3	54.8	15:04	21.5	20.0	-
15:05	55.3	54.9	15:05	20.3	20.2	-
15:06	54.8	54.9	15:06	20.5	20.4	-
15:07	54.5	54.9	15:07	18.8	20.5	-
15:08	54.8	54.9	15:08	17.8	20.4	-
15:09	54.8	54.9	15:09	18.5	20.5	-
15:10	55.0	55.0	15:10	18.0	20.5	-
15:11	55.4	55.0	15:11	19.5	20.6	-
15:12	54.8	55.0	15:12	18.8	20.5	-
15:13	55.2	55.0	15:13	17.5	20.5	-
15:14	55.0	55.1	15:14	17.0	20.4	-
15:15	55.0	55.1	15:15	17.3	20.2	-
15:16	55.0	55.1	15:16	21.0	19.4	-

Grand Union Bowling Alley Site
BCP #360222
150 Westchester Avenue, Port Chester
March 20, 2025

Thursday, March 20, 2025						
Number of Instances Where Downwind VOCs Exceeds Upwind VOCs + 5 =						0
Number of Comparable Data Points =						303
Start Time:						9:57
End Time:						15:16
PID DATA						
Upwind			Downwind			Exceeds VOC Alarm Limit
Time	Concentration (ppm)	15-Min Avg Concentration (ppm)	Time	Concentration (ppm)	15-Min Avg Concentration (ppm)	
9:57	0.0	-	9:57	-	-	-
9:58	0.0	-	9:58	-	-	-
9:59	0.0	-	9:59	0.0	-	-
10:00	0.0	-	10:00	0.0	-	-
10:01	0.0	-	10:01	0.0	-	-
10:02	0.0	-	10:02	0.0	-	-
10:03	0.0	-	10:03	0.0	-	-
10:04	0.0	-	10:04	0.0	-	-
10:05	0.0	-	10:05	0.0	-	-
10:06	0.0	-	10:06	0.0	-	-
10:07	0.0	-	10:07	0.0	-	-
10:08	0.0	-	10:08	0.0	-	-
10:09	0.0	-	10:09	0.0	-	-
10:10	0.0	-	10:10	0.0	-	-
10:11	0.0	-	10:11	0.0	-	-
10:12	0.0	0.0	10:12	0.0	-	-
10:13	0.0	0.0	10:13	0.0	-	-
10:14	0.0	0.0	10:14	0.0	0.0	-
10:15	0.0	0.0	10:15	0.0	0.0	-
10:16	0.0	0.0	10:16	0.0	0.0	-
10:17	0.0	0.0	10:17	0.0	0.0	-
10:18	0.0	0.0	10:18	0.0	0.0	-
10:19	0.0	0.0	10:19	0.0	0.0	-
10:20	0.0	0.0	10:20	0.0	0.0	-
10:21	0.0	0.0	10:21	0.0	0.0	-
10:22	0.0	0.0	10:22	0.0	0.0	-
10:23	0.0	0.0	10:23	0.0	0.0	-
10:24	0.0	0.0	10:24	0.0	0.0	-
10:25	0.0	0.0	10:25	0.0	0.0	-
10:26	0.0	0.0	10:26	0.0	0.0	-
10:27	0.0	0.0	10:27	0.0	0.0	-
10:28	0.0	0.0	10:28	0.0	0.0	-
10:29	0.0	0.0	10:29	0.0	0.0	-
10:30	0.0	0.0	10:30	0.0	0.0	-
10:31	0.0	0.0	10:31	0.0	0.0	-
10:32	0.0	0.0	10:32	0.0	0.0	-
10:33	0.0	0.0	10:33	0.0	0.0	-
10:34	0.0	0.0	10:34	0.0	0.0	-
10:35	0.0	0.0	10:35	0.0	0.0	-
10:36	0.0	0.0	10:36	0.0	0.0	-
10:37	0.0	0.0	10:37	0.0	0.0	-
10:38	0.0	0.0	10:38	0.0	0.0	-

Grand Union Bowling Alley Site
BCP #360222
150 Westchester Avenue, Port Chester
March 20, 2025

PID DATA						
Upwind			Downwind			
Time	Concentration (ppm)	15-Min Avg Concentration (ppm)	Time	Concentration (ppm)	15-Min Avg Concentration (ppm)	Exceeds VOC Alarm Limit
10:39	0.0	0.0	10:39	0.0	0.0	-
10:40	0.0	0.0	10:40	0.0	0.0	-
10:41	0.0	0.0	10:41	0.0	0.0	-
10:42	0.0	0.0	10:42	0.0	0.0	-
10:43	0.0	0.0	10:43	0.0	0.0	-
10:44	0.0	0.0	10:44	0.0	0.0	-
10:45	0.0	0.0	10:45	0.0	0.0	-
10:46	0.0	0.0	10:46	0.0	0.0	-
10:47	0.0	0.0	10:47	0.0	0.0	-
10:48	0.0	0.0	10:48	0.0	0.0	-
10:49	0.0	0.0	10:49	0.0	0.0	-
10:50	0.0	0.0	10:50	0.0	0.0	-
10:51	0.0	0.0	10:51	0.0	0.0	-
10:52	0.0	0.0	10:52	0.0	0.0	-
10:53	0.0	0.0	10:53	0.0	0.0	-
10:54	0.0	0.0	10:54	0.0	0.0	-
10:55	0.0	0.0	10:55	0.0	0.0	-
10:56	0.0	0.0	10:56	0.0	0.0	-
10:57	0.0	0.0	10:57	0.0	0.0	-
10:58	0.0	0.0	10:58	0.0	0.0	-
10:59	0.0	0.0	10:59	0.0	0.0	-
11:00	0.0	0.0	11:00	0.0	0.0	-
11:01	0.0	0.0	11:01	0.0	0.0	-
11:02	0.0	0.0	11:02	0.0	0.0	-
11:03	0.0	0.0	11:03	0.0	0.0	-
11:04	0.0	0.0	11:04	0.0	0.0	-
11:05	0.0	0.0	11:05	0.0	0.0	-
11:06	0.0	0.0	11:06	0.0	0.0	-
11:07	0.0	0.0	11:07	0.0	0.0	-
11:08	0.0	0.0	11:08	0.0	0.0	-
11:09	0.0	0.0	11:09	0.0	0.0	-
11:10	0.0	0.0	11:10	0.0	0.0	-
11:11	0.0	0.0	11:11	0.0	0.0	-
11:12	0.0	0.0	11:12	0.0	0.0	-
11:13	0.0	0.0	11:13	0.0	0.0	-
11:14	0.0	0.0	11:14	0.0	0.0	-
11:15	0.0	0.0	11:15	0.0	0.0	-
11:16	0.0	0.0	11:16	0.0	0.0	-
11:17	0.0	0.0	11:17	0.0	0.0	-
11:18	0.0	0.0	11:18	0.0	0.0	-
11:19	0.0	0.0	11:19	0.0	0.0	-
11:20	0.0	0.0	11:20	0.0	0.0	-
11:21	0.0	0.0	11:21	0.0	0.0	-
11:22	0.0	0.0	11:22	0.0	0.0	-
11:23	0.0	0.0	11:23	0.0	0.0	-
11:24	0.0	0.0	11:24	0.0	0.0	-
11:25	0.0	0.0	11:25	0.0	0.0	-
11:26	0.0	0.0	11:26	0.0	0.0	-

Grand Union Bowling Alley Site
BCP #360222
150 Westchester Avenue, Port Chester
March 20, 2025

PID DATA						
Upwind			Downwind			
Time	Concentration (ppm)	15-Min Avg Concentration (ppm)	Time	Concentration (ppm)	15-Min Avg Concentration (ppm)	Exceeds VOC Alarm Limit
11:27	0.0	0.0	11:27	0.0	0.0	-
11:28	0.0	0.0	11:28	0.0	0.0	-
11:29	0.0	0.0	11:29	0.0	0.0	-
11:30	0.0	0.0	11:30	0.0	0.0	-
11:31	0.0	0.0	11:31	0.0	0.0	-
11:32	0.0	0.0	11:32	0.0	0.0	-
11:33	0.0	0.0	11:33	0.0	0.0	-
11:34	0.0	0.0	11:34	0.0	0.0	-
11:35	0.0	0.0	11:35	0.0	0.0	-
11:36	0.0	0.0	11:36	0.0	0.0	-
11:37	0.0	0.0	11:37	0.0	0.0	-
11:38	0.0	0.0	11:38	0.0	0.0	-
11:39	0.0	0.0	11:39	0.0	0.0	-
11:40	0.0	0.0	11:40	0.0	0.0	-
11:41	0.0	0.0	11:41	0.0	0.0	-
11:42	0.0	0.0	11:42	0.0	0.0	-
11:43	0.0	0.0	11:43	0.0	0.0	-
11:44	0.0	0.0	11:44	0.0	0.0	-
11:45	0.0	0.0	11:45	0.0	0.0	-
11:46	0.0	0.0	11:46	0.0	0.0	-
11:47	0.0	0.0	11:47	0.0	0.0	-
11:48	0.0	0.0	11:48	0.0	0.0	-
11:49	0.0	0.0	11:49	0.0	0.0	-
11:50	0.0	0.0	11:50	0.0	0.0	-
11:51	0.0	0.0	11:51	0.0	0.0	-
11:52	0.0	0.0	11:52	0.0	0.0	-
11:53	0.0	0.0	11:53	0.0	0.0	-
11:54	0.0	0.0	11:54	0.0	0.0	-
11:55	0.0	0.0	11:55	0.0	0.0	-
11:56	0.0	0.0	11:56	0.0	0.0	-
11:57	0.0	0.0	11:57	0.0	0.0	-
11:58	0.0	0.0	11:58	0.0	0.0	-
11:59	0.0	0.0	11:59	0.0	0.0	-
12:00	0.0	0.0	12:00	0.0	0.0	-
12:01	0.0	0.0	12:01	0.0	0.0	-
12:02	0.0	0.0	12:02	0.0	0.0	-
12:03	0.0	0.0	12:03	0.0	0.0	-
12:04	0.0	0.0	12:04	0.0	0.0	-
12:05	0.0	0.0	12:05	0.0	0.0	-
12:06	0.0	0.0	12:06	0.0	0.0	-
12:07	0.0	0.0	12:07	0.0	0.0	-
12:08	0.0	0.0	12:08	0.0	0.0	-
12:09	0.0	0.0	12:09	0.0	0.0	-
12:10	0.0	0.0	12:10	0.0	0.0	-
12:11	0.0	0.0	12:11	0.0	0.0	-
12:12	0.0	0.0	12:12	0.0	0.0	-
12:13	0.0	0.0	12:13	0.0	0.0	-
12:14	0.0	0.0	12:14	0.0	0.0	-

Grand Union Bowling Alley Site
BCP #360222
150 Westchester Avenue, Port Chester
March 20, 2025

PID DATA						
Upwind			Downwind			
Time	Concentration (ppm)	15-Min Avg Concentration (ppm)	Time	Concentration (ppm)	15-Min Avg Concentration (ppm)	Exceeds VOC Alarm Limit
12:15	0.0	0.0	12:15	0.0	0.0	-
12:16	0.0	0.0	12:16	0.0	0.0	-
12:17	0.0	0.0	12:17	0.0	0.0	-
12:18	0.0	0.0	12:18	0.0	0.0	-
12:19	0.0	0.0	12:19	0.0	0.0	-
12:20	0.0	0.0	12:20	0.0	0.0	-
12:21	0.0	0.0	12:21	0.0	0.0	-
12:22	0.0	0.0	12:22	0.0	0.0	-
12:23	0.0	0.0	12:23	0.0	0.0	-
12:24	0.0	0.0	12:24	0.0	0.0	-
12:25	0.0	0.0	12:25	0.0	0.0	-
12:26	0.0	0.0	12:26	0.0	0.0	-
12:27	0.0	0.0	12:27	0.0	0.0	-
12:28	0.0	0.0	12:28	0.0	0.0	-
12:29	0.0	0.0	12:29	0.0	0.0	-
12:30	0.0	0.0	12:30	0.0	0.0	-
12:31	0.0	0.0	12:31	0.0	0.0	-
12:32	0.0	0.0	12:32	0.0	0.0	-
12:33	0.0	0.0	12:33	0.0	0.0	-
12:34	0.0	0.0	12:34	0.0	0.0	-
12:35	0.0	0.0	12:35	0.0	0.0	-
12:36	0.0	0.0	12:36	0.0	0.0	-
12:37	0.0	0.0	12:37	0.0	0.0	-
12:38	0.0	0.0	12:38	0.0	0.0	-
12:39	0.0	0.0	12:39	0.0	0.0	-
12:40	0.0	0.0	12:40	0.0	0.0	-
12:41	0.0	0.0	12:41	0.0	0.0	-
12:42	0.0	0.0	12:42	0.0	0.0	-
12:43	0.0	0.0	12:43	0.0	0.0	-
12:44	0.0	0.0	12:44	0.0	0.0	-
12:45	0.0	0.0	12:45	0.0	0.0	-
12:46	0.0	0.0	12:46	0.0	0.0	-
12:47	0.0	0.0	12:47	0.0	0.0	-
12:48	0.0	0.0	12:48	0.0	0.0	-
12:49	0.0	0.0	12:49	0.0	0.0	-
12:50	0.0	0.0	12:50	0.0	0.0	-
12:51	0.0	0.0	12:51	0.0	0.0	-
12:52	0.0	0.0	12:52	0.0	0.0	-
12:53	0.0	0.0	12:53	0.0	0.0	-
12:54	0.0	0.0	12:54	0.0	0.0	-
12:55	0.0	0.0	12:55	0.0	0.0	-
12:56	0.0	0.0	12:56	0.0	0.0	-
12:57	0.0	0.0	12:57	0.0	0.0	-
12:58	0.0	0.0	12:58	0.0	0.0	-
12:59	0.0	0.0	12:59	0.0	0.0	-
13:00	0.0	0.0	13:00	0.0	0.0	-
13:01	0.0	0.0	13:01	0.0	0.0	-
13:02	0.0	0.0	13:02	0.0	0.0	-

Grand Union Bowling Alley Site
BCP #360222
150 Westchester Avenue, Port Chester
March 20, 2025

PID DATA						
Upwind			Downwind			
Time	Concentration (ppm)	15-Min Avg Concentration (ppm)	Time	Concentration (ppm)	15-Min Avg Concentration (ppm)	Exceeds VOC Alarm Limit
13:03	0.0	0.0	13:03	0.0	0.0	-
13:04	0.0	0.0	13:04	0.0	0.0	-
13:05	0.0	0.0	13:05	0.0	0.0	-
13:06	0.0	0.0	13:06	0.0	0.0	-
13:07	0.0	0.0	13:07	0.0	0.0	-
13:08	0.0	0.0	13:08	0.0	0.0	-
13:09	0.0	0.0	13:09	0.0	0.0	-
13:10	0.0	0.0	13:10	0.0	0.0	-
13:11	0.0	0.0	13:11	0.0	0.0	-
13:12	0.0	0.0	13:12	0.0	0.0	-
13:13	0.0	0.0	13:13	0.0	0.0	-
13:14	0.0	0.0	13:14	0.0	0.0	-
13:15	0.0	0.0	13:15	0.0	0.0	-
13:16	0.0	0.0	13:16	0.0	0.0	-
13:17	0.0	0.0	13:17	0.0	0.0	-
13:18	0.0	0.0	13:18	0.0	0.0	-
13:19	0.0	0.0	13:19	0.0	0.0	-
13:20	0.0	0.0	13:20	0.0	0.0	-
13:21	0.0	0.0	13:21	0.0	0.0	-
13:22	0.0	0.0	13:22	0.0	0.0	-
13:23	0.0	0.0	13:23	0.0	0.0	-
13:24	0.0	0.0	13:24	0.0	0.0	-
13:25	0.0	0.0	13:25	0.0	0.0	-
13:26	0.0	0.0	13:26	0.0	0.0	-
13:27	0.0	0.0	13:27	0.0	0.0	-
13:28	0.0	0.0	13:28	0.0	0.0	-
13:29	0.0	0.0	13:29	0.0	0.0	-
13:30	0.0	0.0	13:30	0.0	0.0	-
13:31	0.0	0.0	13:31	0.0	0.0	-
13:32	0.0	0.0	13:32	0.0	0.0	-
13:33	0.0	0.0	13:33	0.0	0.0	-
13:34	0.0	0.0	13:34	0.0	0.0	-
13:35	0.0	0.0	13:35	0.0	0.0	-
13:36	0.0	0.0	13:36	0.0	0.0	-
13:37	0.0	0.0	13:37	0.0	0.0	-
13:38	0.0	0.0	13:38	0.0	0.0	-
13:39	0.0	0.0	13:39	0.0	0.0	-
13:40	0.0	0.0	13:40	0.0	0.0	-
13:41	0.0	0.0	13:41	0.0	0.0	-
13:42	0.0	0.0	13:42	0.0	0.0	-
13:43	0.0	0.0	13:43	0.0	0.0	-
13:44	0.0	0.0	13:44	0.0	0.0	-
13:45	0.0	0.0	13:45	0.0	0.0	-
13:46	0.0	0.0	13:46	0.0	0.0	-
13:47	0.0	0.0	13:47	0.0	0.0	-
13:48	0.0	0.0	13:48	0.0	0.0	-
13:49	0.0	0.0	13:49	0.0	0.0	-
13:50	0.0	0.0	13:50	0.0	0.0	-

Grand Union Bowling Alley Site
BCP #360222
150 Westchester Avenue, Port Chester
March 20, 2025

PID DATA						
Upwind			Downwind			
Time	Concentration (ppm)	15-Min Avg Concentration (ppm)	Time	Concentration (ppm)	15-Min Avg Concentration (ppm)	Exceeds VOC Alarm Limit
13:51	0.0	0.0	13:51	0.0	0.0	-
13:52	0.0	0.0	13:52	0.0	0.0	-
13:53	0.0	0.0	13:53	0.0	0.0	-
13:54	0.0	0.0	13:54	0.0	0.0	-
13:55	0.0	0.0	13:55	0.0	0.0	-
13:56	0.0	0.0	13:56	0.0	0.0	-
13:57	0.0	0.0	13:57	0.0	0.0	-
13:58	0.0	0.0	13:58	0.0	0.0	-
13:59	0.0	0.0	13:59	0.0	0.0	-
14:00	0.0	0.0	14:00	0.0	0.0	-
14:01	0.0	0.0	14:01	0.0	0.0	-
14:02	0.0	0.0	14:02	0.0	0.0	-
14:03	0.0	0.0	14:03	0.0	0.0	-
14:04	0.0	0.0	14:04	0.0	0.0	-
14:05	0.0	0.0	14:05	0.0	0.0	-
14:06	0.0	0.0	14:06	0.0	0.0	-
14:07	0.0	0.0	14:07	0.0	0.0	-
14:08	0.0	0.0	14:08	0.0	0.0	-
14:09	0.0	0.0	14:09	0.0	0.0	-
14:10	0.0	0.0	14:10	0.0	0.0	-
14:11	0.0	0.0	14:11	0.0	0.0	-
14:12	0.0	0.0	14:12	0.0	0.0	-
14:13	0.0	0.0	14:13	0.0	0.0	-
14:14	0.0	0.0	14:14	0.0	0.0	-
14:15	0.0	0.0	14:15	0.0	0.0	-
14:16	0.0	0.0	14:16	0.0	0.0	-
14:17	0.0	0.0	14:17	0.0	0.0	-
14:18	0.0	0.0	14:18	0.0	0.0	-
14:19	0.0	0.0	14:19	0.0	0.0	-
14:20	0.0	0.0	14:20	0.0	0.0	-
14:21	0.0	0.0	14:21	0.0	0.0	-
14:22	0.0	0.0	14:22	0.0	0.0	-
14:23	0.0	0.0	14:23	0.0	0.0	-
14:24	0.0	0.0	14:24	0.0	0.0	-
14:25	0.0	0.0	14:25	0.0	0.0	-
14:26	0.0	0.0	14:26	0.0	0.0	-
14:27	0.0	0.0	14:27	0.0	0.0	-
14:28	0.0	0.0	14:28	0.0	0.0	-
14:29	0.0	0.0	14:29	0.0	0.0	-
14:30	0.0	0.0	14:30	0.0	0.0	-
14:31	0.0	0.0	14:31	0.0	0.0	-
14:32	0.0	0.0	14:32	0.0	0.0	-
14:33	0.0	0.0	14:33	0.0	0.0	-
14:34	0.0	0.0	14:34	0.0	0.0	-
14:35	0.0	0.0	14:35	0.0	0.0	-
14:36	0.0	0.0	14:36	0.0	0.0	-
14:37	0.0	0.0	14:37	0.0	0.0	-
14:38	0.0	0.0	14:38	0.0	0.0	-

Grand Union Bowling Alley Site
BCP #360222
150 Westchester Avenue, Port Chester
March 20, 2025

PID DATA						
Upwind			Downwind			
Time	Concentration (ppm)	15-Min Avg Concentration (ppm)	Time	Concentration (ppm)	15-Min Avg Concentration (ppm)	Exceeds VOC Alarm Limit
14:39	0.0	0.0	14:39	0.0	0.0	-
14:40	0.0	0.0	14:40	0.0	0.0	-
14:41	0.0	0.0	14:41	0.0	0.0	-
14:42	0.0	0.0	14:42	0.0	0.0	-
14:43	0.0	0.0	14:43	0.0	0.0	-
14:44	0.0	0.0	14:44	0.0	0.0	-
14:45	0.0	0.0	14:45	0.0	0.0	-
14:46	0.0	0.0	14:46	0.0	0.0	-
14:47	0.0	0.0	14:47	0.0	0.0	-
14:48	0.0	0.0	14:48	0.0	0.0	-
14:49	0.0	0.0	14:49	0.0	0.0	-
14:50	0.0	0.0	14:50	0.0	0.0	-
14:51	0.0	0.0	14:51	0.0	0.0	-
14:52	0.0	0.0	14:52	0.0	0.0	-
14:53	0.0	0.0	14:53	0.0	0.0	-
14:54	0.0	0.0	14:54	0.0	0.0	-
14:55	0.0	0.0	14:55	0.0	0.0	-
14:56	0.0	0.0	14:56	0.0	0.0	-
14:57	0.0	0.0	14:57	0.0	0.0	-
14:58	0.0	0.0	14:58	0.0	0.0	-
14:59	0.0	0.0	14:59	0.0	0.0	-
15:00	0.0	0.0	15:00	0.0	0.0	-
15:01	0.0	0.0	15:01	0.0	0.0	-
15:02	0.0	0.0	15:02	0.0	0.0	-
15:03	0.0	0.0	15:03	0.0	0.0	-
15:04	0.0	0.0	15:04	0.0	0.0	-
15:05	0.0	0.0	15:05	0.0	0.0	-
15:06	0.0	0.0	15:06	0.0	0.0	-
15:07	0.0	0.0	15:07	0.0	0.0	-
15:08	0.0	0.0	15:08	0.0	0.0	-
15:09	0.0	0.0	15:09	0.0	0.0	-
15:10	0.0	0.0	15:10	0.0	0.0	-
15:11	0.0	0.0	15:11	0.0	0.0	-
15:12	0.0	0.0	15:12	0.0	0.0	-
15:13	0.0	0.0	15:13	0.0	0.0	-
15:14	0.0	0.0	15:14	0.0	0.0	-
15:15	0.0	0.0	15:15	0.0	0.0	-
15:16	0.0	0.0	15:16	0.0	0.0	-

SESI CONSULTING ENGINEERS

959 US-46 Floor 3, Suite 300 - Parsippany-Troy Hills, NJ

DAILY AIR MONITORING REPORT
150 Westchester Avenue
Port Chester, New York

03/21/2025

Rev. No. 0 | Page 1 of 2

Project Number: 11895A

Dust Action Level: 150 µg/m^3

VOC Action Level: 5 ppm

Weather Data Range for Work Day		Wind Direction	NW	Relative Humidity (%)	32.0 - 61.0	Daily Rain Total (in)	0.00	Readings in the summary table and graphs below are the reported downwind concentrations.
Temperature (°F)	40.0 - 49.0	Wind Speed (MPH)	8.4 - 13.5	Barometer (inHg)	29.60 - 29.70	Avg. Dew Point Temp (°F)	24.2	

Station Location	Daily Avg. Dust Concentration (µg/m^3)	Max 15-Min Dust Concentration (µg/m^3)	Time of Max Dust Reading	Daily Avg. VOC Concentration (ppm)	Max 15-Min VOC Concentration (ppm)	Time of Max VOC Reading
Upwind	15.9	52.2	14:37	0.0	0.0	10:32
Downwind	56.5	63.2	12:03	0.0	0.0	10:33

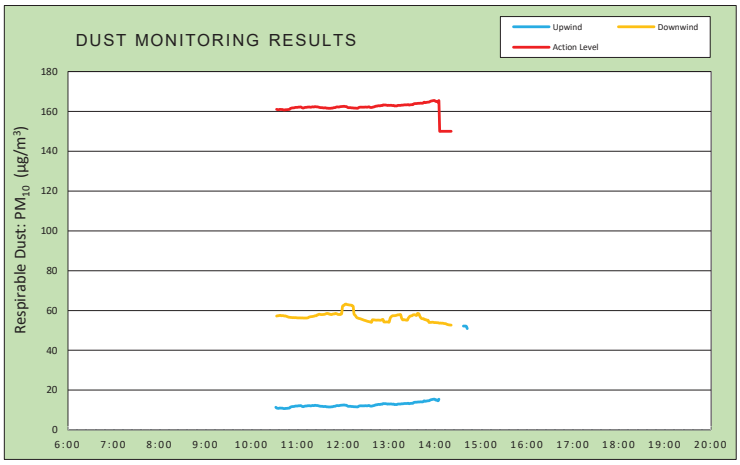

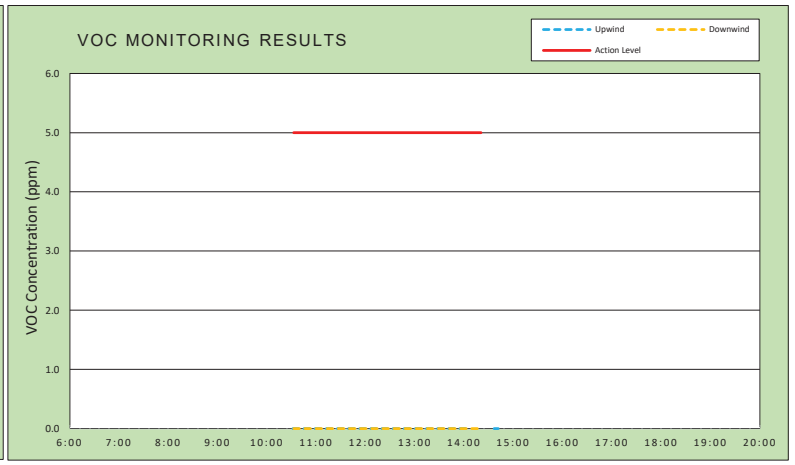

Air Monitoring Notes:

Weather Notes:

EMILCOTT
A Triumvirate Environmental Company

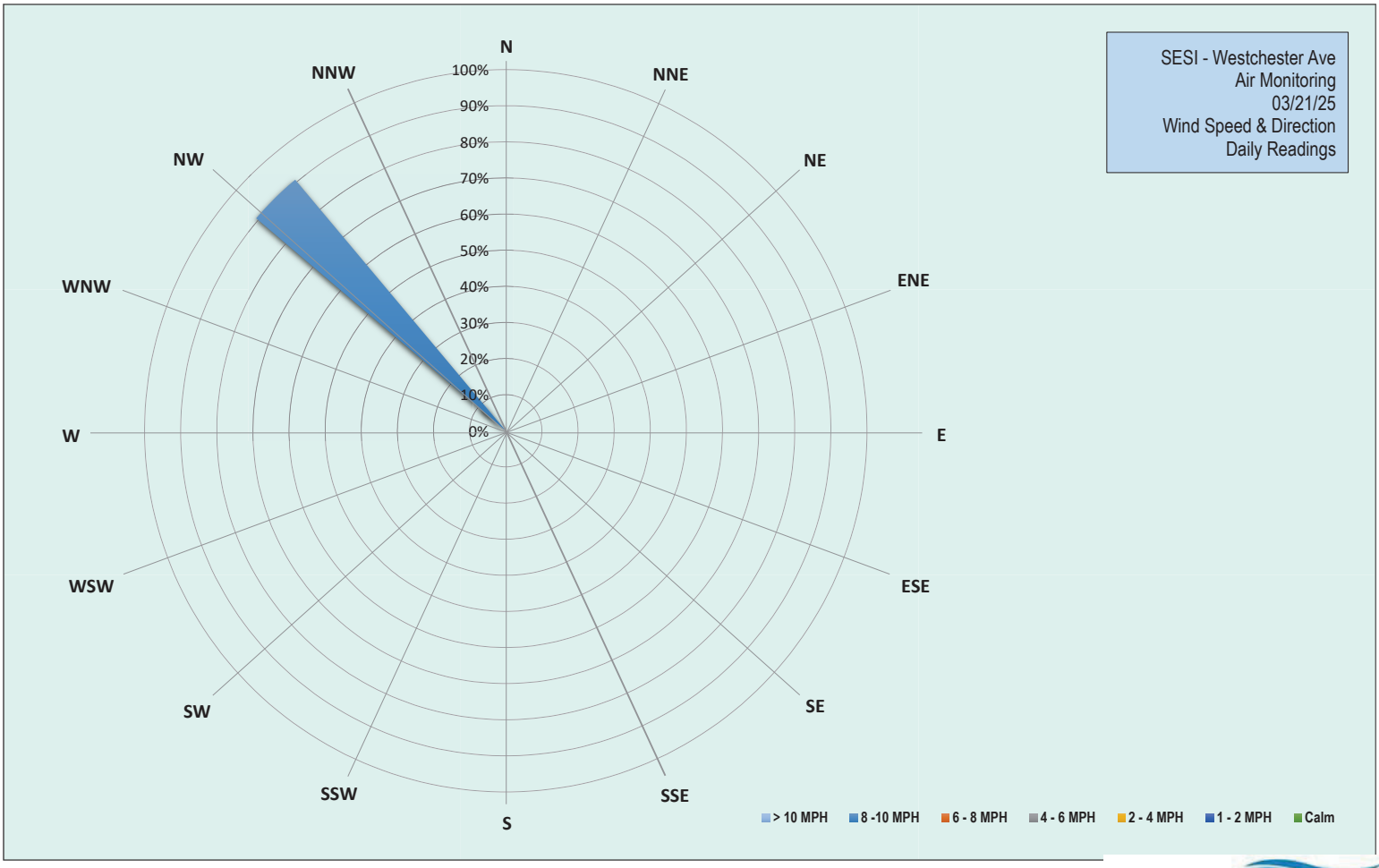

EMILCOTT
A Triumvirate Environmental Company

Grand Union Bowling Alley Site
BCP #360222
150 Westchester Avenue, Port Chester
March 21, 2025

Friday, March 21, 2025						
Number of Instances Where Downwind Particulates Exceeds Upwind Particulate + 150 =						0
Number of Comparable Data Points =						213
Start Time:						10:17
End Time:						14:42
PARTICULATE DATA						
Upwind			Downwind			Exceeds Particulate Alarm Limit
Time	Concentration (ug/m^3)	15-Min Avg Concentration (ug/m^3)	Time	Concentration (ug/m^3)	15-Min Avg Concentration (ug/m^3)	
10:17	12.3	-	10:17	-	-	-
10:18	16.5	-	10:18	56.7	-	-
10:19	12.3	-	10:19	56.5	-	-
10:20	11.8	-	10:20	56.8	-	-
10:21	10.3	-	10:21	55.8	-	-
10:22	9.8	-	10:22	56.0	-	-
10:23	10.3	-	10:23	56.3	-	-
10:24	10.8	-	10:24	60.0	-	-
10:25	10.5	-	10:25	56.0	-	-
10:26	11.8	-	10:26	56.5	-	-
10:27	12.5	-	10:27	56.8	-	-
10:28	10.5	-	10:28	58.3	-	-
10:29	12.3	-	10:29	56.5	-	-
10:30	10.3	-	10:30	57.5	-	-
10:31	10.8	-	10:31	59.0	-	-
10:32	11.0	11.4	10:32	57.3	-	-
10:33	11.0	11.0	10:33	59.0	57.2	-
10:34	10.8	10.9	10:34	58.3	57.3	-
10:35	10.5	10.9	10:35	57.3	57.4	-
10:36	10.5	10.9	10:36	57.0	57.4	-
10:37	11.8	11.0	10:37	57.0	57.5	-
10:38	10.0	11.0	10:38	57.0	57.6	-
10:39	10.0	10.9	10:39	57.3	57.4	-
10:40	11.0	11.0	10:40	56.8	57.4	-
10:41	10.5	10.9	10:41	56.5	57.4	-
10:42	10.5	10.8	10:42	56.3	57.4	-
10:43	10.5	10.8	10:43	56.0	57.2	-
10:44	12.0	10.7	10:44	57.0	57.3	-
10:45	12.0	10.9	10:45	56.5	57.2	-
10:46	10.5	10.8	10:46	56.3	57.0	-
10:47	11.5	10.9	10:47	56.0	56.9	-
10:48	12.0	10.9	10:48	56.3	56.8	-
10:49	11.0	11.0	10:49	56.5	56.6	-
10:50	12.3	11.1	10:50	56.8	56.6	-
10:51	16.5	11.5	10:51	56.0	56.5	-
10:52	13.5	11.6	10:52	56.3	56.5	-
10:53	12.0	11.7	10:53	56.8	56.5	-
10:54	10.5	11.8	10:54	56.3	56.4	-
10:55	11.3	11.8	10:55	57.3	56.4	-
10:56	11.3	11.8	10:56	56.0	56.4	-
10:57	12.3	11.9	10:57	56.3	56.4	-
10:58	11.8	12.0	10:58	56.3	56.4	-

Grand Union Bowling Alley Site
BCP #360222
150 Westchester Avenue, Port Chester
March 21, 2025

PARTICULATE DATA						
Upwind			Downwind			Exceeds Particulate Alarm Limit
Time	Concentration (ug/m^3)	15-Min Avg Concentration (ug/m^3)	Time	Concentration (ug/m^3)	15-Min Avg Concentration (ug/m^3)	
10:59	12.0	12.0	10:59	56.0	56.4	-
11:00	12.0	12.0	11:00	55.8	56.3	-
11:01	11.5	12.1	11:01	56.0	56.3	-
11:02	12.8	12.2	11:02	56.0	56.3	-
11:03	11.5	12.1	11:03	56.3	56.3	-
11:04	12.3	12.2	11:04	56.5	56.3	-
11:05	11.3	12.2	11:05	56.3	56.3	-
11:06	12.8	11.9	11:06	56.3	56.3	-
11:07	11.3	11.8	11:07	56.3	56.3	-
11:08	11.3	11.7	11:08	56.0	56.2	-
11:09	13.0	11.9	11:09	56.3	56.2	-
11:10	12.8	12.0	11:10	57.3	56.2	-
11:11	12.3	12.0	11:11	56.0	56.2	-
11:12	12.3	12.0	11:12	56.3	56.2	-
11:13	12.8	12.1	11:13	57.0	56.3	-
11:14	13.3	12.2	11:14	57.3	56.4	-
11:15	11.8	12.2	11:15	59.3	56.6	-
11:16	12.0	12.2	11:16	58.5	56.8	-
11:17	11.3	12.1	11:17	57.3	56.8	-
11:18	11.8	12.1	11:18	57.3	56.9	-
11:19	13.5	12.2	11:19	57.0	56.9	-
11:20	12.8	12.3	11:20	57.0	57.0	-
11:21	11.8	12.2	11:21	57.8	57.1	-
11:22	11.3	12.2	11:22	57.3	57.2	-
11:23	13.5	12.4	11:23	58.5	57.3	-
11:24	12.3	12.3	11:24	57.0	57.4	-
11:25	11.8	12.3	11:25	57.8	57.4	-
11:26	12.5	12.3	11:26	61.5	57.8	-
11:27	11.0	12.2	11:27	57.0	57.8	-
11:28	11.5	12.1	11:28	60.5	58.1	-
11:29	11.3	12.0	11:29	58.3	58.1	-
11:30	11.0	11.9	11:30	57.8	58.0	-
11:31	11.0	11.9	11:31	57.5	58.0	-
11:32	11.5	11.9	11:32	57.3	58.0	-
11:33	11.3	11.9	11:33	57.5	58.0	-
11:34	12.0	11.8	11:34	57.5	58.0	-
11:35	13.0	11.8	11:35	57.5	58.0	-
11:36	12.0	11.8	11:36	59.3	58.1	-
11:37	11.5	11.8	11:37	59.0	58.3	-
11:38	11.3	11.7	11:38	61.5	58.5	-
11:39	11.5	11.6	11:39	57.8	58.5	-
11:40	12.0	11.6	11:40	57.5	58.5	-
11:41	11.3	11.5	11:41	57.8	58.2	-
11:42	11.3	11.6	11:42	57.8	58.3	-
11:43	11.5	11.6	11:43	57.0	58.1	-
11:44	11.8	11.6	11:44	57.5	58.0	-
11:45	12.0	11.7	11:45	57.3	58.0	-
11:46	11.0	11.7	11:46	60.8	58.2	-

Grand Union Bowling Alley Site
BCP #360222
150 Westchester Avenue, Port Chester
March 21, 2025

PARTICULATE DATA						
Upwind			Downwind			Exceeds Particulate Alarm Limit
Time	Concentration (ug/m^3)	15-Min Avg Concentration (ug/m^3)	Time	Concentration (ug/m^3)	15-Min Avg Concentration (ug/m^3)	
11:47	13.5	11.8	11:47	57.8	58.2	-
11:48	12.8	11.9	11:48	58.8	58.3	-
11:49	12.3	11.9	11:49	57.5	58.3	-
11:50	14.3	12.0	11:50	61.0	58.5	-
11:51	15.0	12.2	11:51	57.0	58.4	-
11:52	12.3	12.2	11:52	57.5	58.3	-
11:53	11.3	12.2	11:53	58.0	58.1	-
11:54	10.8	12.2	11:54	57.0	58.0	-
11:55	13.0	12.3	11:55	57.5	58.0	-
11:56	12.8	12.4	11:56	57.3	58.0	-
11:57	12.3	12.4	11:57	62.3	58.3	-
11:58	11.8	12.4	11:58	57.8	58.3	-
11:59	12.5	12.5	11:59	111.0	61.9	-
12:00	12.0	12.5	12:00	66.3	62.5	-
12:01	12.3	12.6	12:01	61.0	62.5	-
12:02	12.3	12.5	12:02	65.5	63.0	-
12:03	11.8	12.4	12:03	61.3	63.2	-
12:04	12.3	12.4	12:04	57.5	63.2	-
12:05	11.0	12.2	12:05	57.5	63.0	-
12:06	11.3	12.0	12:06	56.5	62.9	-
12:07	11.0	11.9	12:07	56.5	62.9	-
12:08	11.3	11.9	12:08	56.5	62.8	-
12:09	11.3	11.9	12:09	56.8	62.7	-
12:10	12.0	11.8	12:10	56.5	62.7	-
12:11	11.8	11.8	12:11	56.5	62.6	-
12:12	12.3	11.8	12:12	56.8	62.3	-
12:13	11.3	11.7	12:13	56.3	62.2	-
12:14	11.3	11.7	12:14	55.5	58.5	-
12:15	12.3	11.7	12:15	56.3	57.8	-
12:16	12.0	11.7	12:16	55.8	57.4	-
12:17	11.5	11.6	12:17	55.8	56.8	-
12:18	11.8	11.6	12:18	55.3	56.4	-
12:19	12.0	11.6	12:19	55.3	56.2	-
12:20	15.0	11.9	12:20	55.0	56.1	-
12:21	14.0	12.0	12:21	55.0	56.0	-
12:22	12.0	12.1	12:22	55.3	55.9	-
12:23	11.8	12.1	12:23	54.5	55.8	-
12:24	11.0	12.1	12:24	54.5	55.6	-
12:25	11.8	12.1	12:25	54.5	55.5	-
12:26	12.0	12.1	12:26	54.3	55.3	-
12:27	12.0	12.1	12:27	54.5	55.2	-
12:28	11.8	12.1	12:28	54.3	55.0	-
12:29	12.0	12.2	12:29	54.3	55.0	-
12:30	11.8	12.2	12:30	54.0	54.8	-
12:31	11.5	12.1	12:31	53.8	54.7	-
12:32	12.0	12.2	12:32	54.0	54.6	-
12:33	13.5	12.3	12:33	54.0	54.5	-
12:34	11.8	12.3	12:34	53.8	54.4	-

Grand Union Bowling Alley Site
BCP #360222
150 Westchester Avenue, Port Chester
March 21, 2025

PARTICULATE DATA						
Upwind			Downwind			Exceeds Particulate Alarm Limit
Time	Concentration (ug/m^3)	15-Min Avg Concentration (ug/m^3)	Time	Concentration (ug/m^3)	15-Min Avg Concentration (ug/m^3)	
12:35	12.0	12.1	12:35	53.5	54.3	-
12:36	12.8	12.0	12:36	53.5	54.2	-
12:37	12.0	12.0	12:37	53.8	54.1	-
12:38	13.0	12.1	12:38	72.8	55.3	-
12:39	12.8	12.2	12:39	55.0	55.3	-
12:40	12.5	12.2	12:40	54.3	55.3	-
12:41	15.0	12.4	12:41	53.5	55.3	-
12:42	13.0	12.5	12:42	53.5	55.2	-
12:43	14.5	12.7	12:43	53.8	55.2	-
12:44	11.5	12.6	12:44	54.3	55.2	-
12:45	13.5	12.8	12:45	54.5	55.2	-
12:46	12.8	12.8	12:46	53.8	55.2	-
12:47	12.0	12.8	12:47	53.5	55.2	-
12:48	12.5	12.8	12:48	53.5	55.1	-
12:49	14.0	12.9	12:49	53.5	55.1	-
12:50	12.5	13.0	12:50	55.8	55.3	-
12:51	12.3	12.9	12:51	56.5	55.5	-
12:52	16.8	13.2	12:52	54.8	55.5	-
12:53	12.5	13.2	12:53	54.5	54.3	-
12:54	12.8	13.2	12:54	54.5	54.3	-
12:55	12.8	13.2	12:55	53.5	54.2	-
12:56	13.8	13.1	12:56	54.0	54.3	-
12:57	12.5	13.1	12:57	53.8	54.3	-
12:58	12.5	13.0	12:58	53.5	54.3	-
12:59	13.0	13.1	12:59	53.3	54.2	-
13:00	13.0	13.0	13:00	53.8	54.1	-
13:01	12.5	13.0	13:01	76.8	55.7	-
13:02	12.8	13.1	13:02	67.3	56.6	-
13:03	12.3	13.1	13:03	59.3	57.0	-
13:04	12.3	12.9	13:04	58.0	57.3	-
13:05	12.8	13.0	13:05	57.5	57.4	-
13:06	12.8	13.0	13:06	56.3	57.4	-
13:07	13.0	12.7	13:07	55.3	57.4	-
13:08	13.0	12.8	13:08	55.0	57.4	-
13:09	12.8	12.8	13:09	55.8	57.5	-
13:10	12.5	12.8	13:10	55.3	57.6	-
13:11	16.8	13.0	13:11	56.3	57.8	-
13:12	13.5	13.0	13:12	54.3	57.8	-
13:13	12.5	13.0	13:13	54.3	57.9	-
13:14	13.0	13.0	13:14	54.0	57.9	-
13:15	13.0	13.0	13:15	54.3	58.0	-
13:16	14.3	13.1	13:16	54.8	56.5	-
13:17	12.8	13.1	13:17	54.3	55.6	-
13:18	12.5	13.2	13:18	54.0	55.3	-
13:19	13.3	13.2	13:19	59.8	55.4	-
13:20	13.8	13.3	13:20	57.0	55.4	-
13:21	12.8	13.3	13:21	54.8	55.3	-
13:22	13.0	13.3	13:22	54.3	55.2	-

Grand Union Bowling Alley Site
BCP #360222
150 Westchester Avenue, Port Chester
March 21, 2025

PARTICULATE DATA						
Upwind			Downwind			Exceeds Particulate Alarm Limit
Time	Concentration (ug/m^3)	15-Min Avg Concentration (ug/m^3)	Time	Concentration (ug/m^3)	15-Min Avg Concentration (ug/m^3)	
13:23	13.0	13.3	13:23	54.5	55.2	-
13:24	13.5	13.3	13:24	56.8	55.2	-
13:25	13.5	13.4	13:25	69.0	56.1	-
13:26	13.5	13.2	13:26	63.3	56.6	-
13:27	14.5	13.3	13:27	61.3	57.1	-
13:28	13.8	13.3	13:28	56.8	57.2	-
13:29	13.3	13.4	13:29	55.3	57.3	-
13:30	14.0	13.4	13:30	55.3	57.4	-
13:31	13.5	13.4	13:31	60.5	57.8	-
13:32	18.3	13.7	13:32	55.3	57.8	-
13:33	14.5	13.9	13:33	54.8	57.9	-
13:34	14.3	13.9	13:34	58.0	57.8	-
13:35	13.5	13.9	13:35	54.0	57.6	-
13:36	13.3	14.0	13:36	54.3	57.5	-
13:37	13.8	14.0	13:37	69.0	58.5	-
13:38	13.8	14.1	13:38	53.8	58.5	-
13:39	13.5	14.1	13:39	53.3	58.2	-
13:40	13.8	14.1	13:40	53.8	57.2	-
13:41	14.5	14.1	13:41	53.5	56.6	-
13:42	14.0	14.1	13:42	53.8	56.1	-
13:43	13.8	14.1	13:43	54.3	55.9	-
13:44	13.5	14.1	13:44	54.5	55.9	-
13:45	18.5	14.4	13:45	55.8	55.9	-
13:46	16.8	14.6	13:46	54.8	55.5	-
13:47	15.0	14.4	13:47	54.5	55.5	-
13:48	14.8	14.4	13:48	53.8	55.4	-
13:49	16.0	14.6	13:49	53.3	55.1	-
13:50	14.3	14.6	13:50	54.8	55.1	-
13:51	14.3	14.7	13:51	53.5	55.1	-
13:52	13.8	14.7	13:52	53.0	54.0	-
13:53	16.8	14.9	13:53	54.5	54.1	-
13:54	16.8	15.1	13:54	53.0	54.0	-
13:55	15.5	15.2	13:55	53.8	54.0	-
13:56	15.8	15.3	13:56	54.8	54.1	-
13:57	15.3	15.4	13:57	53.5	54.1	-
13:58	14.8	15.4	13:58	53.3	54.0	-
13:59	14.0	15.5	13:59	52.8	53.9	-
14:00	15.5	15.3	14:00	56.3	54.0	-
14:01	12.0	15.0	14:01	54.3	53.9	-
14:02	17.0	15.1	14:02	54.0	53.9	-
14:03	12.0	14.9	14:03	53.3	53.9	-
14:04	12.0	14.6	14:04	53.3	53.9	-
14:05	26.5	15.5	14:05	52.5	53.7	-
14:06	-	-	14:06	52.8	53.7	-
14:07	-	-	14:07	53.8	53.7	-
14:08	-	-	14:08	53.5	53.6	-
14:09	-	-	14:09	52.8	53.6	-
14:10	-	-	14:10	54.0	53.6	-

Grand Union Bowling Alley Site
BCP #360222
150 Westchester Avenue, Port Chester
March 21, 2025

PARTICULATE DATA						
Upwind			Downwind			Exceeds Particulate Alarm Limit
Time	Concentration (ug/m^3)	15-Min Avg Concentration (ug/m^3)	Time	Concentration (ug/m^3)	15-Min Avg Concentration (ug/m^3)	
14:11	-	-	14:11	53.0	53.5	-
14:12	-	-	14:12	52.5	53.5	-
14:13	-	-	14:13	52.5	53.4	-
14:14	-	-	14:14	52.3	53.4	-
14:15	-	-	14:15	52.5	53.1	-
14:16	-	-	14:16	52.5	53.0	-
14:17	-	-	14:17	52.0	52.9	-
14:18	-	-	14:18	52.0	52.8	-
14:19	-	-	14:19	52.5	52.7	-
14:20	-	-	14:20	52.0	52.7	-
14:21	-	-	14:21	52.0	52.7	-
14:22	52.0	-	14:22	-	-	-
14:23	52.0	-	14:23	-	-	-
14:24	52.5	-	14:24	-	-	-
14:25	52.0	-	14:25	-	-	-
14:26	52.0	-	14:26	-	-	-
14:27	53.0	-	14:27	-	-	-
14:28	52.0	-	14:28	-	-	-
14:29	52.0	-	14:29	-	-	-
14:30	52.3	-	14:30	-	-	-
14:31	52.0	-	14:31	-	-	-
14:32	52.0	-	14:32	-	-	-
14:33	52.0	-	14:33	-	-	-
14:34	53.0	-	14:34	-	-	-
14:35	52.0	-	14:35	-	-	-
14:36	52.0	-	14:36	-	-	-
14:37	52.0	52.2	14:37	-	-	-
14:38	52.0	52.2	14:38	-	-	-
14:39	52.3	52.2	14:39	-	-	-
14:40	52.0	52.2	14:40	-	-	-
14:41	48.3	51.9	14:41	-	-	-
14:42	37.8	50.9	14:42	-	-	-

Grand Union Bowling Alley Site
BCP #360222
150 Westchester Avenue, Port Chester
March 21, 2025

Friday, March 21, 2025						
					Number of Instances Where Downwind VOCs Exceeds Upwind VOCs + 5 =	0
					Number of Comparable Data Points =	213
					Start Time:	10:17
					End Time:	14:42
PID DATA						
Upwind			Downwind			
Time	Concentration (ppm)	15-Min Avg Concentration (ppm)	Time	Concentration (ppm)	15-Min Avg Concentration (ppm)	Exceeds VOC Alarm Limit
10:17	0.0	-	10:17	-	-	-
10:18	0.0	-	10:18	0.0	-	-
10:19	0.0	-	10:19	0.0	-	-
10:20	0.0	-	10:20	0.0	-	-
10:21	0.0	-	10:21	0.0	-	-
10:22	0.0	-	10:22	0.0	-	-
10:23	0.0	-	10:23	0.0	-	-
10:24	0.0	-	10:24	0.0	-	-
10:25	0.0	-	10:25	0.0	-	-
10:26	0.0	-	10:26	0.0	-	-
10:27	0.0	-	10:27	0.0	-	-
10:28	0.0	-	10:28	0.0	-	-
10:29	0.0	-	10:29	0.0	-	-
10:30	0.0	-	10:30	0.0	-	-
10:31	0.0	-	10:31	0.0	-	-
10:32	0.0	0.0	10:32	0.0	-	-
10:33	0.0	0.0	10:33	0.0	0.0	-
10:34	0.0	0.0	10:34	0.0	0.0	-
10:35	0.0	0.0	10:35	0.0	0.0	-
10:36	0.0	0.0	10:36	0.0	0.0	-
10:37	0.0	0.0	10:37	0.0	0.0	-
10:38	0.0	0.0	10:38	0.0	0.0	-
10:39	0.0	0.0	10:39	0.0	0.0	-
10:40	0.0	0.0	10:40	0.0	0.0	-
10:41	0.0	0.0	10:41	0.0	0.0	-
10:42	0.0	0.0	10:42	0.0	0.0	-
10:43	0.0	0.0	10:43	0.0	0.0	-
10:44	0.0	0.0	10:44	0.0	0.0	-
10:45	0.0	0.0	10:45	0.0	0.0	-
10:46	0.0	0.0	10:46	0.0	0.0	-
10:47	0.0	0.0	10:47	0.0	0.0	-
10:48	0.0	0.0	10:48	0.0	0.0	-
10:49	0.0	0.0	10:49	0.0	0.0	-
10:50	0.0	0.0	10:50	0.0	0.0	-
10:51	0.0	0.0	10:51	0.0	0.0	-
10:52	0.0	0.0	10:52	0.0	0.0	-
10:53	0.0	0.0	10:53	0.0	0.0	-
10:54	0.0	0.0	10:54	0.0	0.0	-
10:55	0.0	0.0	10:55	0.0	0.0	-
10:56	0.0	0.0	10:56	0.0	0.0	-
10:57	0.0	0.0	10:57	0.0	0.0	-
10:58	0.0	0.0	10:58	0.0	0.0	-

Grand Union Bowling Alley Site
BCP #360222
150 Westchester Avenue, Port Chester
March 21, 2025

PID DATA						
Upwind			Downwind			
Time	Concentration (ppm)	15-Min Avg Concentration (ppm)	Time	Concentration (ppm)	15-Min Avg Concentration (ppm)	Exceeds VOC Alarm Limit
10:59	0.0	0.0	10:59	0.0	0.0	-
11:00	0.0	0.0	11:00	0.0	0.0	-
11:01	0.0	0.0	11:01	0.0	0.0	-
11:02	0.0	0.0	11:02	0.0	0.0	-
11:03	0.0	0.0	11:03	0.0	0.0	-
11:04	0.0	0.0	11:04	0.0	0.0	-
11:05	0.0	0.0	11:05	0.0	0.0	-
11:06	0.0	0.0	11:06	0.0	0.0	-
11:07	0.0	0.0	11:07	0.0	0.0	-
11:08	0.0	0.0	11:08	0.0	0.0	-
11:09	0.0	0.0	11:09	0.0	0.0	-
11:10	0.0	0.0	11:10	0.0	0.0	-
11:11	0.0	0.0	11:11	0.0	0.0	-
11:12	0.0	0.0	11:12	0.0	0.0	-
11:13	0.0	0.0	11:13	0.0	0.0	-
11:14	0.0	0.0	11:14	0.0	0.0	-
11:15	0.0	0.0	11:15	0.0	0.0	-
11:16	0.0	0.0	11:16	0.0	0.0	-
11:17	0.0	0.0	11:17	0.0	0.0	-
11:18	0.0	0.0	11:18	0.0	0.0	-
11:19	0.0	0.0	11:19	0.0	0.0	-
11:20	0.0	0.0	11:20	0.0	0.0	-
11:21	0.0	0.0	11:21	0.0	0.0	-
11:22	0.0	0.0	11:22	0.0	0.0	-
11:23	0.0	0.0	11:23	0.0	0.0	-
11:24	0.0	0.0	11:24	0.0	0.0	-
11:25	0.0	0.0	11:25	0.0	0.0	-
11:26	0.0	0.0	11:26	0.0	0.0	-
11:27	0.0	0.0	11:27	0.0	0.0	-
11:28	0.0	0.0	11:28	0.0	0.0	-
11:29	0.0	0.0	11:29	0.0	0.0	-
11:30	0.0	0.0	11:30	0.0	0.0	-
11:31	0.0	0.0	11:31	0.0	0.0	-
11:32	0.0	0.0	11:32	0.0	0.0	-
11:33	0.0	0.0	11:33	0.0	0.0	-
11:34	0.0	0.0	11:34	0.0	0.0	-
11:35	0.0	0.0	11:35	0.0	0.0	-
11:36	0.0	0.0	11:36	0.0	0.0	-
11:37	0.0	0.0	11:37	0.0	0.0	-
11:38	0.0	0.0	11:38	0.0	0.0	-
11:39	0.0	0.0	11:39	0.0	0.0	-
11:40	0.0	0.0	11:40	0.0	0.0	-
11:41	0.0	0.0	11:41	0.0	0.0	-
11:42	0.0	0.0	11:42	0.0	0.0	-
11:43	0.0	0.0	11:43	0.0	0.0	-
11:44	0.0	0.0	11:44	0.0	0.0	-
11:45	0.0	0.0	11:45	0.0	0.0	-
11:46	0.0	0.0	11:46	0.0	0.0	-

Grand Union Bowling Alley Site
BCP #360222
150 Westchester Avenue, Port Chester
March 21, 2025

PID DATA						
Upwind			Downwind			
Time	Concentration (ppm)	15-Min Avg Concentration (ppm)	Time	Concentration (ppm)	15-Min Avg Concentration (ppm)	Exceeds VOC Alarm Limit
11:47	0.0	0.0	11:47	0.0	0.0	-
11:48	0.0	0.0	11:48	0.0	0.0	-
11:49	0.0	0.0	11:49	0.0	0.0	-
11:50	0.0	0.0	11:50	0.0	0.0	-
11:51	0.0	0.0	11:51	0.0	0.0	-
11:52	0.0	0.0	11:52	0.0	0.0	-
11:53	0.0	0.0	11:53	0.0	0.0	-
11:54	0.0	0.0	11:54	0.0	0.0	-
11:55	0.0	0.0	11:55	0.0	0.0	-
11:56	0.0	0.0	11:56	0.0	0.0	-
11:57	0.0	0.0	11:57	0.0	0.0	-
11:58	0.0	0.0	11:58	0.0	0.0	-
11:59	0.0	0.0	11:59	0.0	0.0	-
12:00	0.0	0.0	12:00	0.0	0.0	-
12:01	0.0	0.0	12:01	0.0	0.0	-
12:02	0.0	0.0	12:02	0.0	0.0	-
12:03	0.0	0.0	12:03	0.0	0.0	-
12:04	0.0	0.0	12:04	0.0	0.0	-
12:05	0.0	0.0	12:05	0.0	0.0	-
12:06	0.0	0.0	12:06	0.0	0.0	-
12:07	0.0	0.0	12:07	0.0	0.0	-
12:08	0.0	0.0	12:08	0.0	0.0	-
12:09	0.0	0.0	12:09	0.0	0.0	-
12:10	0.0	0.0	12:10	0.0	0.0	-
12:11	0.0	0.0	12:11	0.0	0.0	-
12:12	0.0	0.0	12:12	0.0	0.0	-
12:13	0.0	0.0	12:13	0.0	0.0	-
12:14	0.0	0.0	12:14	0.0	0.0	-
12:15	0.0	0.0	12:15	0.0	0.0	-
12:16	0.0	0.0	12:16	0.0	0.0	-
12:17	0.0	0.0	12:17	0.0	0.0	-
12:18	0.0	0.0	12:18	0.0	0.0	-
12:19	0.0	0.0	12:19	0.0	0.0	-
12:20	0.0	0.0	12:20	0.0	0.0	-
12:21	0.0	0.0	12:21	0.0	0.0	-
12:22	0.0	0.0	12:22	0.0	0.0	-
12:23	0.0	0.0	12:23	0.0	0.0	-
12:24	0.0	0.0	12:24	0.0	0.0	-
12:25	0.0	0.0	12:25	0.0	0.0	-
12:26	0.0	0.0	12:26	0.0	0.0	-
12:27	0.0	0.0	12:27	0.0	0.0	-
12:28	0.0	0.0	12:28	0.0	0.0	-
12:29	0.0	0.0	12:29	0.0	0.0	-
12:30	0.0	0.0	12:30	0.0	0.0	-
12:31	0.0	0.0	12:31	0.0	0.0	-
12:32	0.0	0.0	12:32	0.0	0.0	-
12:33	0.0	0.0	12:33	0.0	0.0	-
12:34	0.0	0.0	12:34	0.0	0.0	-

Grand Union Bowling Alley Site
BCP #360222
150 Westchester Avenue, Port Chester
March 21, 2025

PID DATA						
Upwind			Downwind			
Time	Concentration (ppm)	15-Min Avg Concentration (ppm)	Time	Concentration (ppm)	15-Min Avg Concentration (ppm)	Exceeds VOC Alarm Limit
12:35	0.0	0.0	12:35	0.0	0.0	-
12:36	0.0	0.0	12:36	0.0	0.0	-
12:37	0.0	0.0	12:37	0.0	0.0	-
12:38	0.0	0.0	12:38	0.0	0.0	-
12:39	0.0	0.0	12:39	0.0	0.0	-
12:40	0.0	0.0	12:40	0.0	0.0	-
12:41	0.0	0.0	12:41	0.0	0.0	-
12:42	0.0	0.0	12:42	0.0	0.0	-
12:43	0.0	0.0	12:43	0.0	0.0	-
12:44	0.0	0.0	12:44	0.0	0.0	-
12:45	0.0	0.0	12:45	0.0	0.0	-
12:46	0.0	0.0	12:46	0.0	0.0	-
12:47	0.0	0.0	12:47	0.0	0.0	-
12:48	0.0	0.0	12:48	0.0	0.0	-
12:49	0.0	0.0	12:49	0.0	0.0	-
12:50	0.0	0.0	12:50	0.0	0.0	-
12:51	0.0	0.0	12:51	0.0	0.0	-
12:52	0.0	0.0	12:52	0.0	0.0	-
12:53	0.0	0.0	12:53	0.0	0.0	-
12:54	0.0	0.0	12:54	0.0	0.0	-
12:55	0.0	0.0	12:55	0.0	0.0	-
12:56	0.0	0.0	12:56	0.0	0.0	-
12:57	0.0	0.0	12:57	0.0	0.0	-
12:58	0.0	0.0	12:58	0.0	0.0	-
12:59	0.0	0.0	12:59	0.0	0.0	-
13:00	0.0	0.0	13:00	0.0	0.0	-
13:01	0.0	0.0	13:01	0.0	0.0	-
13:02	0.0	0.0	13:02	0.0	0.0	-
13:03	0.0	0.0	13:03	0.0	0.0	-
13:04	0.0	0.0	13:04	0.0	0.0	-
13:05	0.0	0.0	13:05	0.0	0.0	-
13:06	0.0	0.0	13:06	0.0	0.0	-
13:07	0.0	0.0	13:07	0.0	0.0	-
13:08	0.0	0.0	13:08	0.0	0.0	-
13:09	0.0	0.0	13:09	0.0	0.0	-
13:10	0.0	0.0	13:10	0.0	0.0	-
13:11	0.0	0.0	13:11	0.0	0.0	-
13:12	0.0	0.0	13:12	0.0	0.0	-
13:13	0.0	0.0	13:13	0.0	0.0	-
13:14	0.0	0.0	13:14	0.0	0.0	-
13:15	0.0	0.0	13:15	0.0	0.0	-
13:16	0.0	0.0	13:16	0.0	0.0	-
13:17	0.0	0.0	13:17	0.0	0.0	-
13:18	0.0	0.0	13:18	0.0	0.0	-
13:19	0.0	0.0	13:19	0.0	0.0	-
13:20	0.0	0.0	13:20	0.0	0.0	-
13:21	0.0	0.0	13:21	0.0	0.0	-
13:22	0.0	0.0	13:22	0.0	0.0	-

Grand Union Bowling Alley Site
BCP #360222
150 Westchester Avenue, Port Chester
March 21, 2025

PID DATA						
Upwind			Downwind			
Time	Concentration (ppm)	15-Min Avg Concentration (ppm)	Time	Concentration (ppm)	15-Min Avg Concentration (ppm)	Exceeds VOC Alarm Limit
13:23	0.0	0.0	13:23	0.0	0.0	-
13:24	0.0	0.0	13:24	0.0	0.0	-
13:25	0.0	0.0	13:25	0.0	0.0	-
13:26	0.0	0.0	13:26	0.0	0.0	-
13:27	0.0	0.0	13:27	0.0	0.0	-
13:28	0.0	0.0	13:28	0.0	0.0	-
13:29	0.0	0.0	13:29	0.0	0.0	-
13:30	0.0	0.0	13:30	0.0	0.0	-
13:31	0.0	0.0	13:31	0.0	0.0	-
13:32	0.0	0.0	13:32	0.0	0.0	-
13:33	0.0	0.0	13:33	0.0	0.0	-
13:34	0.0	0.0	13:34	0.0	0.0	-
13:35	0.0	0.0	13:35	0.0	0.0	-
13:36	0.0	0.0	13:36	0.0	0.0	-
13:37	0.0	0.0	13:37	0.0	0.0	-
13:38	0.0	0.0	13:38	0.0	0.0	-
13:39	0.0	0.0	13:39	0.0	0.0	-
13:40	0.0	0.0	13:40	0.0	0.0	-
13:41	0.0	0.0	13:41	0.0	0.0	-
13:42	0.0	0.0	13:42	0.0	0.0	-
13:43	0.0	0.0	13:43	0.0	0.0	-
13:44	0.0	0.0	13:44	0.0	0.0	-
13:45	0.0	0.0	13:45	0.0	0.0	-
13:46	0.0	0.0	13:46	0.0	0.0	-
13:47	0.0	0.0	13:47	0.0	0.0	-
13:48	0.0	0.0	13:48	0.0	0.0	-
13:49	0.0	0.0	13:49	0.0	0.0	-
13:50	0.0	0.0	13:50	0.0	0.0	-
13:51	0.0	0.0	13:51	0.0	0.0	-
13:52	0.0	0.0	13:52	0.0	0.0	-
13:53	0.0	0.0	13:53	0.0	0.0	-
13:54	0.0	0.0	13:54	0.0	0.0	-
13:55	0.0	0.0	13:55	0.0	0.0	-
13:56	0.0	0.0	13:56	0.0	0.0	-
13:57	0.0	0.0	13:57	0.0	0.0	-
13:58	0.0	0.0	13:58	0.0	0.0	-
13:59	0.0	0.0	13:59	0.0	0.0	-
14:00	0.0	0.0	14:00	0.0	0.0	-
14:01	0.0	0.0	14:01	0.0	0.0	-
14:02	0.0	0.0	14:02	0.0	0.0	-
14:03	0.0	0.0	14:03	0.0	0.0	-
14:04	0.0	0.0	14:04	0.0	0.0	-
14:05	0.0	0.0	14:05	0.0	0.0	-
14:06	-	-	14:06	0.0	0.0	-
14:07	-	-	14:07	0.0	0.0	-
14:08	-	-	14:08	0.0	0.0	-
14:09	-	-	14:09	0.0	0.0	-
14:10	-	-	14:10	0.0	0.0	-

Grand Union Bowling Alley Site
BCP #360222
150 Westchester Avenue, Port Chester
March 21, 2025

PID DATA						
Upwind			Downwind			
Time	Concentration (ppm)	15-Min Avg Concentration (ppm)	Time	Concentration (ppm)	15-Min Avg Concentration (ppm)	Exceeds VOC Alarm Limit
14:11	-	-	14:11	0.0	0.0	-
14:12	-	-	14:12	0.0	0.0	-
14:13	-	-	14:13	0.0	0.0	-
14:14	-	-	14:14	0.0	0.0	-
14:15	-	-	14:15	0.0	0.0	-
14:16	-	-	14:16	0.0	0.0	-
14:17	-	-	14:17	0.0	0.0	-
14:18	-	-	14:18	0.0	0.0	-
14:19	-	-	14:19	0.0	0.0	-
14:20	-	-	14:20	0.0	0.0	-
14:21	-	-	14:21	0.0	0.0	-
14:22	0.0	-	14:22	-	-	-
14:23	0.0	-	14:23	-	-	-
14:24	0.0	-	14:24	-	-	-
14:25	0.0	-	14:25	-	-	-
14:26	0.0	-	14:26	-	-	-
14:27	0.0	-	14:27	-	-	-
14:28	0.0	-	14:28	-	-	-
14:29	0.0	-	14:29	-	-	-
14:30	0.0	-	14:30	-	-	-
14:31	0.0	-	14:31	-	-	-
14:32	0.0	-	14:32	-	-	-
14:33	0.0	-	14:33	-	-	-
14:34	0.0	-	14:34	-	-	-
14:35	0.0	-	14:35	-	-	-
14:36	0.0	-	14:36	-	-	-
14:37	0.0	0.0	14:37	-	-	-
14:38	0.0	0.0	14:38	-	-	-
14:39	0.0	0.0	14:39	-	-	-
14:40	0.0	0.0	14:40	-	-	-
14:41	0.0	0.0	14:41	-	-	-
14:42	0.0	0.0	14:42	-	-	-

Appendix F:

Weekly Reports

SESI CONSULTING ENGINEERS
GEOTECHNICAL | ENVIRONMENTAL | SITE CIVIL

Principals:

Anthony Castillo, PE
Franz W. Laki, PE
Fuad Dahan, PhD, PE, LSRP
John M. Nederfield, PE
Justin M. Protasiewicz, PE
Jose M. Rodriguez, PE
Michael St. Pierre, PE

September 13, 2024 **via email: Greta.White@dec.ny.gov**

Ms. Greta White
Project Manager
NYSDEC
21 S Putt Corners Road
New Paltz, New York 12561

Re: Weekly Report #1 – September 2 to September 6, 2024
Grand Union Hotel Bowling Alley Site
BCP Site # C360222
Port Chester, New York

Dear Ms. White:

On behalf of our Client, Port Chester OZ Fund III QOZB, LLC (the "Volunteer"), SESI Consulting Engineers (SESI) is pleased to submit a weekly progress report for the Grand Union Hotel Bowling Alley Site (herein referred to as the "Site"). This progress report is for the week of September 2 through September 6, 2024.

1. SUMMARY OF PROJECT ACTIVITIES: Interim Remedial Measures

A. TASKS PERFORMED DURING CURRENT REPORTING PERIOD

SESI, as the Environmental Engineering Consultant for the project, performed or coordinated the performance of the following tasks:

- SESI was on-site September 2 through September 6, 2024 of this reporting week to conduct and implement the Community Air Monitoring Plan (CAMP) during soil intrusive activities such as soil export activities. During the reporting week, SESI deployed CAMP air monitoring stations at upwind and downwind locations. CAMP exceedances were not

- identified during this reporting period. Site activities during this reporting week include the following:
    - Work was not performed on September 2 and 3, 2024.
    - On September 4, 2024, 19 truckloads of soil originating from grids A5, B4, and B5 (0-5) were exported for off-site disposal at Earth Efficient Harmony Belvidere Road (HBR) per approval code HBR-006-24.
    - On September 5, 2024, 18 truckloads of soil originating from grids B3, B4, and B5 (0-5) were exported for off-site disposal at Earth Efficient Harmony Belvidere Road (HBR) per approval code HBR-006-24.
    - On September 6, 2024, 17 truckloads of soil originating from grid A4 (0-5) were exported for off-site disposal at Earth Efficient Harmony Belvidere Road (HBR) per approval code HBR-006-24.

The locations of the field activities are depicted in **Figure 1**.

B. EXCEEDANCES OF CAMP ACTION LEVELS

- Exceedances were not identified during this reporting period.

Daily air monitoring data is provided in the following OneDrive folder link: 11895A CAMP data

C. CHANGES OR DEVIATIONS FROM ORIGINAL PLANS

- There were no changes or deviations from the approved IRMWP (January 2, 2024) during this reporting period.

2. SAMPLING ACTIVITIES AND ANALYTICAL RESULTS

- No sampling was conducted during this reporting period.

3. ANTICIPATED TASKS FOR NEXT REPORTING PERIOD

SESI anticipates performing the following tasks in the next daily reporting period:

- Community air monitoring in accordance with the approved CAMP during SOE prep and soil export activities.

If you have any questions, please feel free to call me at (973) 808-9050.

Sincerely,

SESI CONSULTING ENGINEERS, DPC



James Vander Vliet, PE, LSRP
Senior Project Manager

Attachments:
Figure 1
Figure 2
Photolog

FIGURES

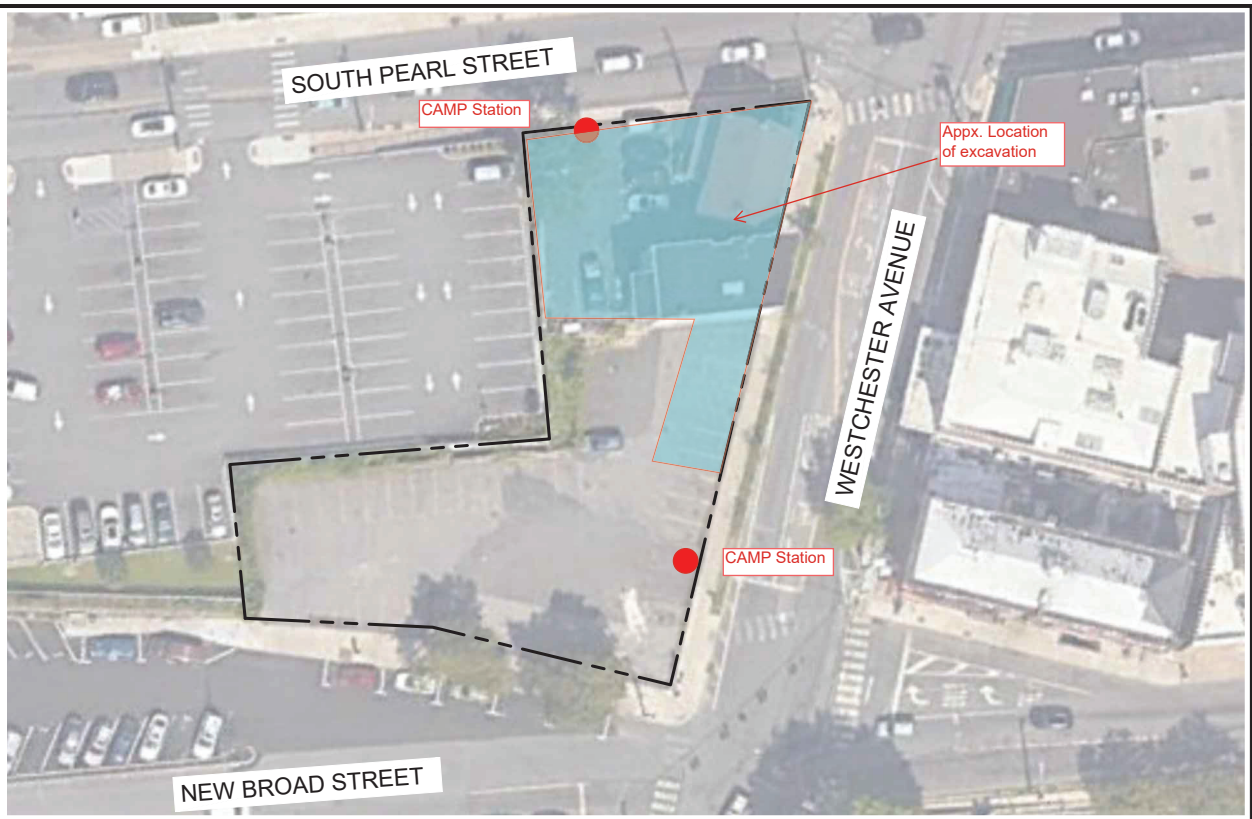

LEGEND:

BCP SITE BOUNDARY

Scale 1"=40'

0 40 80

REFERENCE
SITE SURVEY PREPARED BY RICHARD J. DOMATO, DATED MARCH 5, 2021.

NOTE:
THIS PLAN IS FOR LOCATING SOIL BORINGS ONLY.
OTHER SITE WORK SHOWN HERE IS NOT INTENDED FOR CONSTRUCTION.

NYS Education Law
Unauthorized alterations or additions to this plan are a violation of section 7209 (2) of the New York State Education Law. Copies of this map not having the seal of the engineer shall not be valid.

© SESI CONSULTING ENGINEERS 2024
This drawing and all information contained here on is proprietary information of SESI CONSULTING ENGINEERS and may not be copied or reproduced, either in whole or in part, by any method, without written permission of SESI CONSULTING ENGINEERS

dwg by: AW
chk by: JS
scale: AS NOTED
date: 05/14/2024

SESI CONSULTING ENGINEERS
GEOTECHNICAL | ENVIRONMENTAL | SITE/CIVIL
399 ROUTE 46E, 3RD FLOOR, PARSIPPANY, NJ 07054 PH: 973.808.9050

project:
REMEDIAL ACTION WORK PLAN
140, 148-150 WESTCHESTER AVENUE
PORT CHESTER, NEW YORK 10573

title:
BCP BOUNDARY MAP

job no: 11895A
drawing no:
FIG-1

N:\CAD\11895A\CAD\ENVIRONMENTAL\RAWP\11895 – FIG-1.2 – BCP BOUNDARY MAP.DWG 05/14/24 08:37:51AM, dlan.ward, LAYOUT:FIG-3.1 SAMPLE LOC PLAN

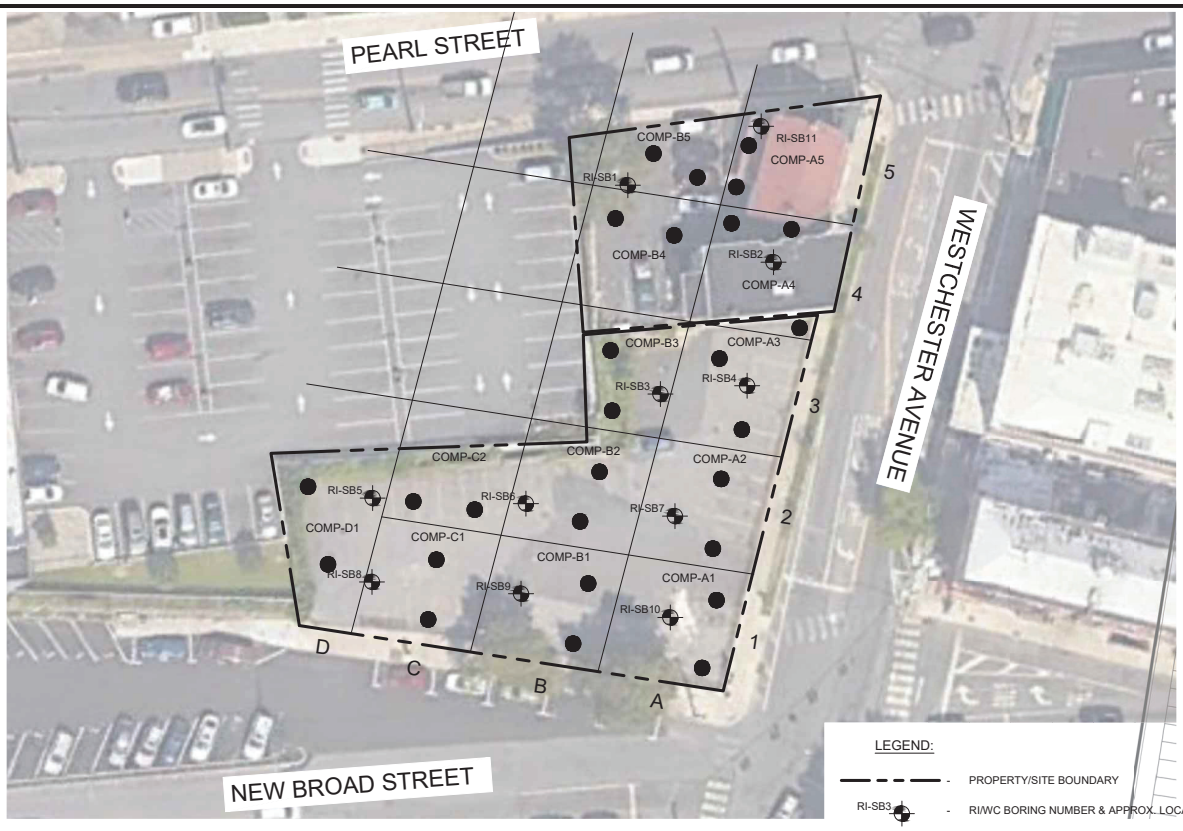

LEGEND:

- PROPERTY/SITE BOUNDARY
- RI/WC BORING NUMBER & APPROX. LOCATION
- WC ONLY BORING NUMBER & APPROX. LOCATION
- 50 X 50 GRIDLINES

Scale 1"=40'

0 40 80

NOTE:
THIS PLAN IS FOR LOCATING SOIL BORINGS ONLY.
OTHER SITE WORK SHOWN HERE IS NOT INTENDED FOR CONSTRUCTION.

REFERENCE
SITE SURVEY PREPARED BY RICHARD J. DOMATO, DATED MARCH 5, 2021.

NYS Education Law
Unauthorized alterations or additions to this plan are a violation of section 7209 (2) of the New York State Education Law. Copies of this map not having the seal of the engineer shall not be valid.

© SESI CONSULTING ENGINEERS 2024
This drawing and all information contained here on is proprietary information of SESI CONSULTING ENGINEERS and may not be copied or reproduced, either in whole or in part, by any method, without written permission of SESI CONSULTING ENGINEERS

dwg by: aas
chk by: FL
scale: N.T.S.
date: 06/09/2022

SESI CONSULTING ENGINEERS
GEOTECHNICAL | ENVIRONMENTAL | SITE/CIVIL
399 ROUTE 46E, 3RD FLOOR, PARSIPPANY, NJ 07054 PH: 973.808.9089

project:
PHASE II INVESTIGATION
140, 148-150 WESTCHESTER AVENUE
PORT CHESTER, NEW YORK 10573

title:
WASTE CHARACTERIZATION
SAMPLE LOCATION PLAN

job no: 11895A
drawing no:

FIG-2

N:\CAD\11895\R\11895 - FIG-4.1 - WC SAMPLE LOC PLAN.DWG 04/09/24 03:54:51PM, dan.ward, LAYOUT:FIG-4.1 WC SAMPLE LOC PLAN

PHOTOLOG



Photo 1: Photograph soil excavation activities



Photo 2: Photograph of soil export



Photo 3: Photograph of soil export activities



Photo 4: Photograph of soil excavation activities

SESI CONSULTING ENGINEERS
GEOTECHNICAL | ENVIRONMENTAL | SITE CIVIL

Principals:

Anthony Castillo, PE
Franz W. Laki, PE
Fuad Dahan, PhD, PE, LSRP
John M. Nederfield, PE
Justin M. Protasiewicz, PE
Jose M. Rodriguez, PE
Michael St. Pierre, PE

September 18, 2024 **via email: Greta.White@dec.ny.gov**

Ms. Greta White
Project Manager
NYSDEC
21 S Putt Corners Road
New Paltz, New York 12561

Re: Weekly Report #2 – September 9 to September 13, 2024
Grand Union Hotel Bowling Alley Site
BCP Site # C360222
Port Chester, New York

Dear Ms. White:

On behalf of our Client, Port Chester OZ Fund III QOZB, LLC (the "Volunteer"), SESI Consulting Engineers (SESI) is pleased to submit a weekly progress report for the Grand Union Hotel Bowling Alley Site (herein referred to as the "Site"). This progress report is for the week of September 9 through September 13, 2024.

1. SUMMARY OF PROJECT ACTIVITIES: Interim Remedial Measures

A. TASKS PERFORMED DURING CURRENT REPORTING PERIOD

SESI, as the Environmental Engineering Consultant for the project, performed or coordinated the performance of the following tasks:

- SESI was on-site September 9 through September 13, 2024 of this reporting week to conduct and implement the Community Air Monitoring Plan (CAMP) during soil intrusive activities such as rock chipping and soil export activities. During the reporting week, SESI deployed CAMP air monitoring stations at upwind and downwind locations. CAMP exceedances were not identified during this reporting period.

- Site activities during this reporting week include the following:
    - On September 9, 2024, 20 truckloads of soil originating from grid A4 were exported for off-site disposal at Earth Efficient Harmony Belvidere Road (HBR) per approval code HBR-006-24.
    - On September 10, 2024, the contractor began chipping friable bedrock at grids A5 and B5.
    - On September 11, 2024, the contractor continued chipping decomposed and friable bedrock at grids B4 and B5.
    - On September 12, 2024, the contractor continued chipping decomposed and friable bedrock at grids B4 and B5.
    - On September 13, 2024, 40 truckloads of soil originating from grids A2, A3, and A4 were exported for off-site disposal at Earth Efficient Harmony Belvidere Road (HBR) per approval code HBR-006-24. The contractor continued chipping decomposed and friable bedrock at grids B4, A5 and B5.

The locations of the field activities are depicted in **Figure 1**.

B. EXCEEDANCES OF CAMP ACTION LEVELS

- Exceedances were not identified during this reporting period.

Daily air monitoring data is provided in the following OneDrive folder link: 11895A CAMP data

C. CHANGES OR DEVIATIONS FROM ORIGINAL PLANS

- There were no changes or deviations from the approved IRMWP (June 1, 2023) during this reporting period.

2. SAMPLING ACTIVITIES AND ANALYTICAL RESULTS

- No sampling was conducted during this reporting period.

3. ANTICIPATED TASKS FOR NEXT REPORTING PERIOD

SESI anticipates performing the following tasks in the next weekly reporting period:

- Community air monitoring in accordance with the approved CAMP during SOE prep and soil export activities.

If you have any questions, please feel free to call me at (973) 808-9050.

Sincerely,

SESI CONSULTING ENGINEERS, DPC

James Vander Vliet, PE, LSRP
Senior Project Manager



Attachments:
Figure 1
Figure 2
Photolog

FIGURES



LEGEND:

BCP SITE BOUNDARY

Scale 1"=40'

0 40 80

NYS Education Law
Unauthorized alterations or additions to this plan are a violation of section 7209 (2) of the New York State Education Law. Copies of this map not having the seal of the engineer shall not be valid.

© SESI CONSULTING ENGINEERS 2024
This drawing and all information contained here on is proprietary information of SESI CONSULTING ENGINEERS and may not be copied or reproduced, either in whole or in part, by any method, without written permission of SESI CONSULTING ENGINEERS

REFERENCE
SITE SURVEY PREPARED BY RICHARD J. DOMATO, DATED MARCH 5, 2021.

NOTE:
THIS PLAN IS FOR LOCATING SOIL BORINGS ONLY.
OTHER SITE WORK SHOWN HERE IS NOT INTENDED FOR CONSTRUCTION.

dwg by: AW
chk by: JS
scale: AS NOTED
date: 05/14/2024

SESI CONSULTING ENGINEERS
GEOTECHNICAL | ENVIRONMENTAL | SITE/CIVIL
399 ROUTE 46E, 3RD FLOOR, PARSIPPANY, NJ 07054 PH: 973.808.9089

project:
REMEDIAL ACTION WORK PLAN
140, 148-150 WESTCHESTER AVENUE
PORT CHESTER, NEW YORK 10573

title:
BCP BOUNDARY MAP

job no: 11895A
drawing no:
FIG-1

N:\CADD\11895A\CADD\ENVIRONMENTAL\RAWP\11895 – FIG-1.2 – BCP BOUNDARY MAP.DWG 05/14/24 08:37:51AM, dlan.ward, LAYOUT:FIG-3.1 SAMPLE LOC PLAN

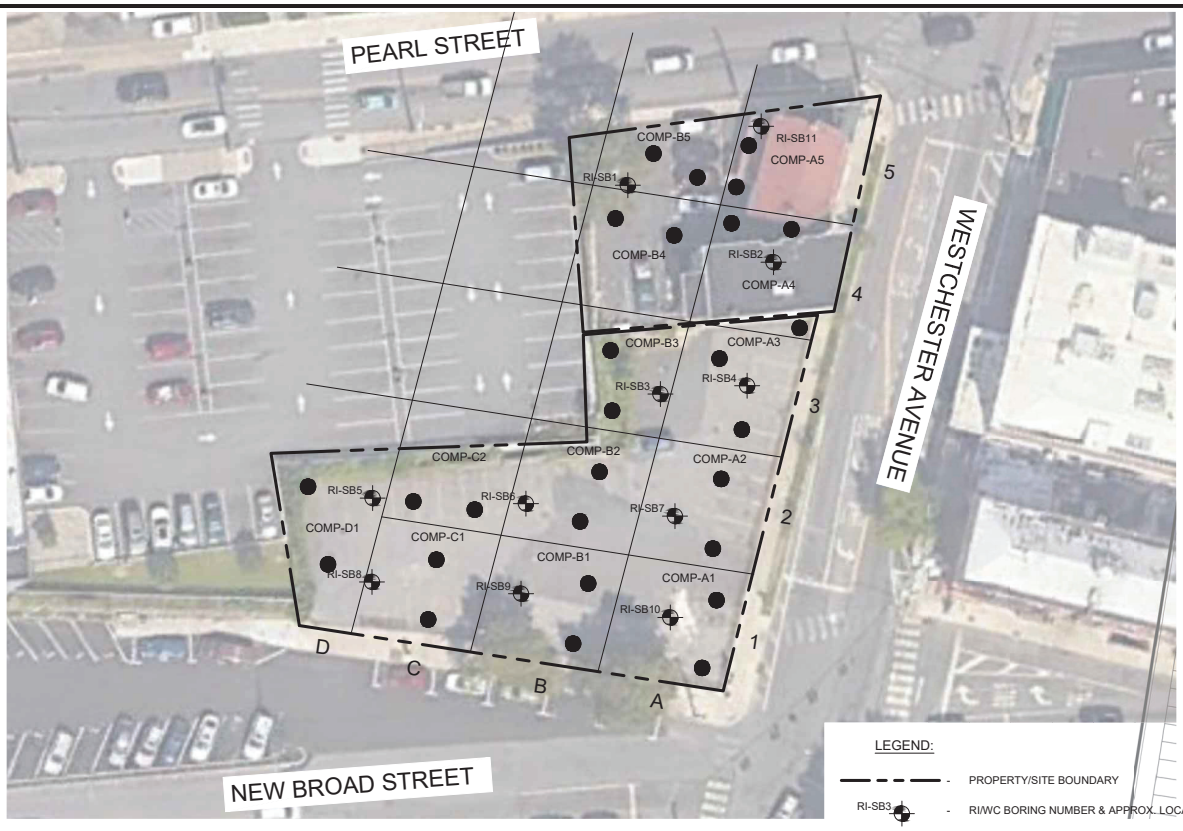

LEGEND:

- PROPERTY/SITE BOUNDARY
- RI/WC BORING NUMBER & APPROX. LOCATION
- WC ONLY BORING NUMBER & APPROX. LOCATION
- 50 X 50 GRIDLINES

Scale 1"=40'

0 40 80

NOTE:
THIS PLAN IS FOR LOCATING SOIL BORINGS ONLY.
OTHER SITE WORK SHOWN HERE IS NOT INTENDED FOR CONSTRUCTION.

REFERENCE
SITE SURVEY PREPARED BY RICHARD J. DOMATO, DATED MARCH 5, 2021.

NYS Education Law
Unauthorized alterations or additions to this plan are a violation of section 7209 (2) of the New York State Education Law. Copies of this map not having the seal of the engineer shall not be valid.

© SESI CONSULTING ENGINEERS 2024
This drawing and all information contained here on is proprietary information of SESI CONSULTING ENGINEERS and may not be copied or reproduced, either in whole or in part, by any method, without written permission of SESI CONSULTING ENGINEERS

dwg by: aas
chk by: FL
scale: N.T.S.
date: 06/09/2022

SESI CONSULTING ENGINEERS
GEOTECHNICAL | ENVIRONMENTAL | SITE/CIVIL
399 ROUTE 46E, 3RD FLOOR, PARSIPPANY, NJ 07054 PH: 973.808.9089

project:
PHASE II INVESTIGATION
140, 148-150 WESTCHESTER AVENUE
PORT CHESTER, NEW YORK 10573

title:
WASTE CHARACTERIZATION
SAMPLE LOCATION PLAN

job no: 11895A
drawing no:

FIG-2

N:\CAD\11895\R\11895 - FIG-4.1 - WC SAMPLE LOC PLAN.DWG 04/09/24 03:54:51PM, dan.ward, LAYOUT:FIG-4.1 WC SAMPLE LOC PLAN

PHOTOLOG



Photo 1: Photograph of soil export



Photo 2: Photograph of Rock Chipping



Photo 3: Photograph of Rock Chipping



Photo 4: Photograph of soil export

SESI CONSULTING ENGINEERS
GEOTECHNICAL | ENVIRONMENTAL | SITE CIVIL

Principals:

Anthony Castillo, PE
Franz W. Laki, PE
Fuad Dahan, PhD, PE, LSRP
John M. Nederfield, PE
Justin M. Protasiewicz, PE
Jose M. Rodriguez, PE
Michael St. Pierre, PE

September 24, 2024 **via email: Greta.White@dec.ny.gov**

Ms. Greta White
Project Manager
NYSDEC
21 S Putt Corners Road
New Paltz, New York 12561

Re: Weekly Report #3 – September 16 to September 20, 2024
Grand Union Hotel Bowling Alley Site
BCP Site # C360222
Port Chester, New York

Dear Ms. White:

On behalf of our Client, Port Chester OZ Fund III QOZB, LLC (the "Volunteer"), SESI Consulting Engineers (SESI) is pleased to submit a weekly progress report for the Grand Union Hotel Bowling Alley Site (herein referred to as the "Site"). This progress report is for the week of September 16 through September 20, 2024.

1. SUMMARY OF PROJECT ACTIVITIES: Interim Remedial Measures

A. TASKS PERFORMED DURING CURRENT REPORTING PERIOD

SESI, as the Environmental Engineering Consultant for the project, performed or coordinated the performance of the following tasks:

- SESI was on-site September 16 through September 20, 2024 of this reporting week to conduct and implement the Community Air Monitoring Plan (CAMP) during soil intrusive activities such as rock chipping. During the reporting week, SESI deployed CAMP air monitoring stations at upwind and downwind locations. CAMP exceedances were not identified during this reporting period. Water discharges started on September 19. SESI plans to sample the discharge in the week of September 23 and biweekly moving forward.

- Site activities during this reporting week include the following:
    - On September 16, 2024, the contractor began chipping friable bedrock at grid B4.
    - On September 17, 2024, the contractor continued chipping decomposed and friable bedrock at grids B3 and B4.
    - On September 18, 2024, the contractor continued chipping decomposed and friable bedrock at grids A5 and B3.
    - On September 19, 2024, the contractor continued chipping decomposed and friable bedrock at grids A4 and B3.
    - On September 20, 2024, the contractor continued chipping decomposed and friable bedrock at grids B4 and B3.

The locations of the field activities are depicted in **Figure 1**.

B. EXCEEDANCES OF CAMP ACTION LEVELS

- Exceedances were not identified during this reporting period.
- On September 18th, data failed to upload between 11:21 am and 11:27 am. SESI field personnel monitored stations during this period and no exceedances were recorded.
- On September 20th, AMS-1 (upwind station) failed to upload CAMP data. However, AMS-2 (down-wind station) uploaded normally and recorded no exceedance. SESI field personnel was able to monitor AMS-1 in real time throughout the day and no exceedance was recorded.

Daily air monitoring data is provided in the following OneDrive folder link: 11895A CAMP data

C. CHANGES OR DEVIATIONS FROM ORIGINAL PLANS

- There were no changes or deviations from the approved IRMWP (June 1, 2023) during this reporting period.

2. SAMPLING ACTIVITIES AND ANALYTICAL RESULTS

- No sampling was conducted during this reporting period.

3. ANTICIPATED TASKS FOR NEXT REPORTING PERIOD

SESI anticipates performing the following tasks in the next daily reporting period:

- Community air monitoring in accordance with the approved CAMP during SOE prep and soil export activities.

If you have any questions, please feel free to call me at (973) 808-9050.

Sincerely,

SESI CONSULTING ENGINEERS, DPC



James Vander Vliet, PE, LSRP
Senior Project Manager

Attachments:
Figure 1
Figure 2
Photolog

FIGURES

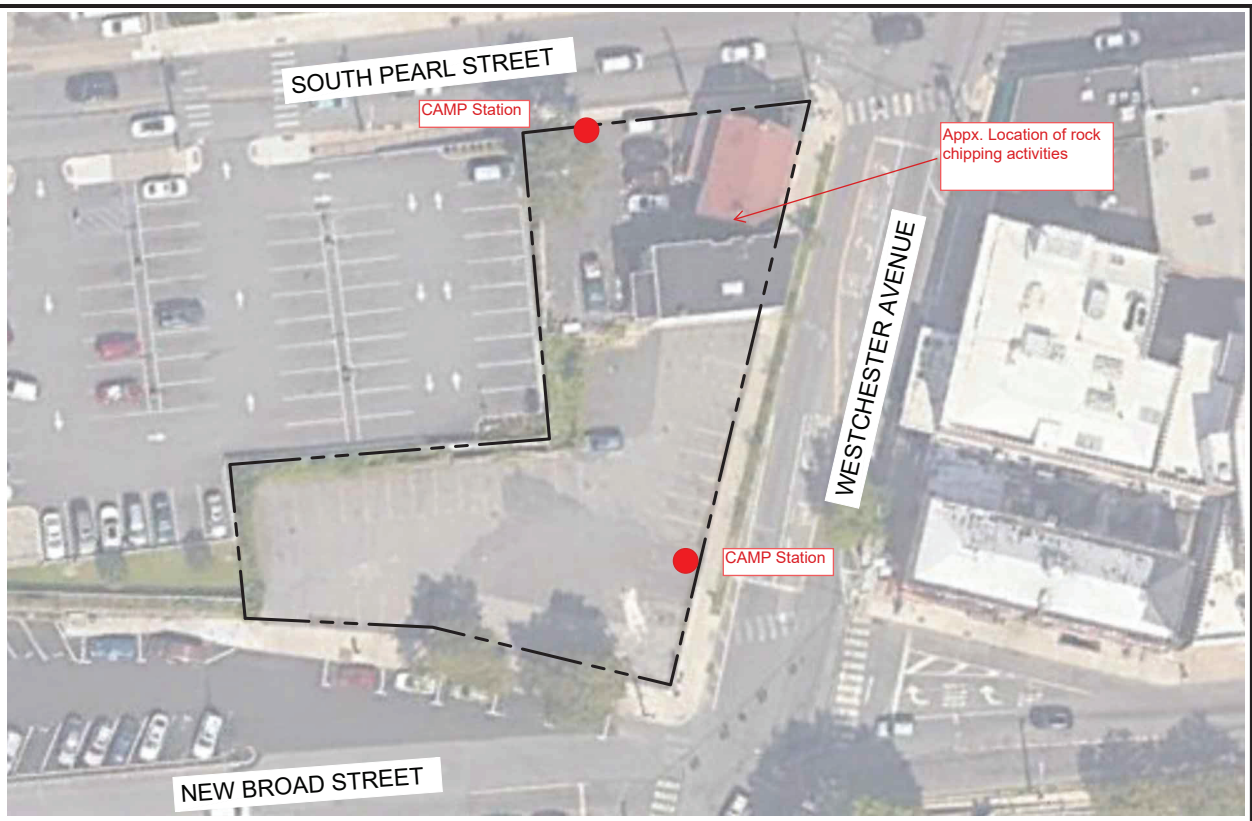

LEGEND:

BCP SITE BOUNDARY

Scale 1"=40'

0 40 80

NYS Education Law
Unauthorized alterations or additions to this plan are a violation of section 7209 (2) of the New York State Education Law. Copies of this map not having the seal of the engineer shall not be valid.

© SESI CONSULTING ENGINEERS 2024
This drawing and all information contained here on is proprietary information of SESI CONSULTING ENGINEERS and may not be copied or reproduced, either in whole or in part, by any method, without written permission of SESI CONSULTING ENGINEERS

REFERENCE
SITE SURVEY PREPARED BY RICHARD J. DOMATO, DATED MARCH 5, 2021.

NOTE:
THIS PLAN IS FOR LOCATING SOIL BORINGS ONLY.
OTHER SITE WORK SHOWN HERE IS NOT INTENDED FOR CONSTRUCTION.

dwg by: AW
chk by: JS
scale: AS NOTED
date: 05/14/2024

SESI CONSULTING ENGINEERS
GEOTECHNICAL | ENVIRONMENTAL | SITE CIVIL
399 ROUTE 46E, 3RD FLOOR, PARSIPPANY, NJ 07054 PH: 973.808.9859

project:
REMEDIAL ACTION WORK PLAN
140, 148-150 WESTCHESTER AVENUE
PORT CHESTER, NEW YORK 10573

title:
BCP BOUNDARY MAP

job no: 11895A
drawing no:
FIG-1

N:\CAD\11895A\CAD\ENVIRONMENTAL\RAWP\11895 – FIG-1.2 – BCP BOUNDARY MAP.DWG 05/14/24 08:37:51AM, dlan.ward, LAYOUT:FIG-3.1 SAMPLE LOC PLAN

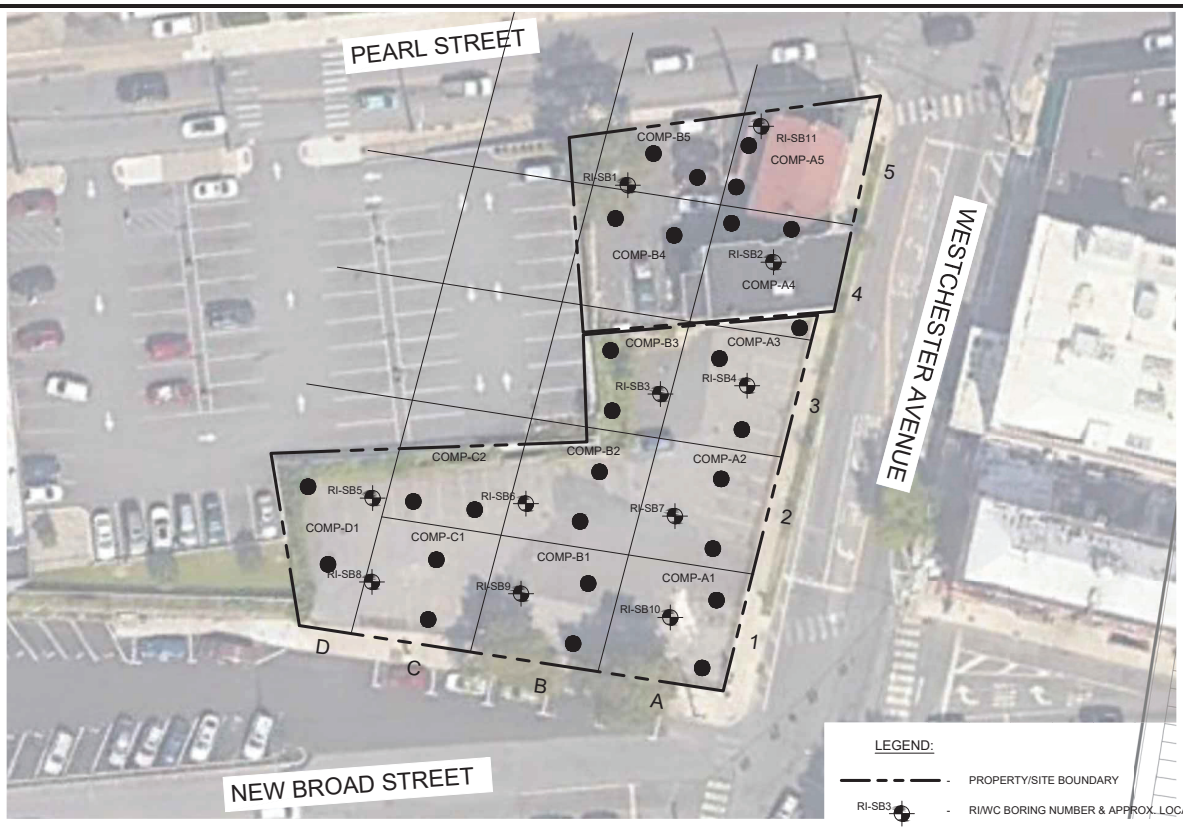

LEGEND:

- PROPERTY/SITE BOUNDARY
- RI/WC BORING NUMBER & APPROX. LOCATION
- WC ONLY BORING NUMBER & APPROX. LOCATION
- 50 X 50 GRIDLINES

Scale 1"=40'

0 40 80

NOTE:
THIS PLAN IS FOR LOCATING SOIL BORINGS ONLY.
OTHER SITE WORK SHOWN HERE IS NOT INTENDED FOR CONSTRUCTION.

REFERENCE
SITE SURVEY PREPARED BY RICHARD J. DOMATO, DATED MARCH 5, 2021.

NYS Education Law
Unauthorized alterations or additions to this plan are a violation of section 7209 (2) of the New York State Education Law. Copies of this map not having the seal of the engineer shall not be valid.

© SESI CONSULTING ENGINEERS 2024
This drawing and all information contained here on is proprietary information of SESI CONSULTING ENGINEERS and may not be copied or reproduced, either in whole or in part, by any method, without written permission of SESI CONSULTING ENGINEERS

dwg by: aas
chk by: FL
scale: N.T.S.
date: 06/09/2022

SESI CONSULTING ENGINEERS
GEOTECHNICAL | ENVIRONMENTAL | SITE/CIVIL
399 ROUTE 46E, 3RD FLOOR, PARSIPPANY, NJ 07054 PH: 973.808.9089

project:
PHASE II INVESTIGATION
140, 148-150 WESTCHESTER AVENUE
PORT CHESTER, NEW YORK 10573

title:
WASTE CHARACTERIZATION
SAMPLE LOCATION PLAN

job no: 11895A
drawing no:

FIG-2

N:\CAD\11895\R\11895 - FIG-4.1 - WC SAMPLE LOC PLAN.DWG 04/09/24 03:54:51PM, dan.ward, LAYOUT:FIG-4.1 WC SAMPLE LOC PLAN

PHOTOLOG



Photo 1: Photograph of Rock Chipping



Photo 2: Photograph of Rock Chipping



Photo 3: Photograph of Rock Chipping



Photo 4: Photograph of Rock Chipping

SESI CONSULTING ENGINEERS
GEOTECHNICAL | ENVIRONMENTAL | SITE CIVIL

Principals:

Anthony Castillo, PE
Franz W. Laki, PE
Fuad Dahan, PhD, PE, LSRP
John M. Nederfield, PE
Justin M. Protasiewicz, PE
Jose M. Rodriguez, PE
Michael St. Pierre, PE

October 4, 2024 **via email: Greta.White@dec.ny.gov**

Ms. Greta White
Project Manager
NYSDEC
21 S Putt Corners Road
New Paltz, New York 12561

Re: Weekly Report #4 – September 23 to September 27, 2024
Grand Union Hotel Bowling Alley Site
BCP Site # C360222
Port Chester, New York

Dear Ms. White:

On behalf of our Client, Port Chester OZ Fund III QOZB, LLC (the "Volunteer"), SESI Consulting Engineers (SESI) is pleased to submit a weekly progress report for the Grand Union Hotel Bowling Alley Site (herein referred to as the "Site"). This progress report is for the week of September 23 through September 27, 2024.

1. SUMMARY OF PROJECT ACTIVITIES: Interim Remedial Measures

A. TASKS PERFORMED DURING CURRENT REPORTING PERIOD

SESI, as the Environmental Engineering Consultant for the project, performed or coordinated the performance of the following tasks:

- SESI was on-site from September 23 to September 27, 2024, to conduct and implement the Community Air Monitoring Plan (CAMP) during soil intrusive activities, including rock chipping and soil/rock exporting. During this period, SESI deployed CAMP air monitoring stations at upwind and downwind locations, and no exceedances were identified. Water discharges continued, and SESI collected an discharge sample on September 25, 2024. The sample results will be reported once received, and sampling will be conducted on a biweekly basis moving forward.
- Site activities during this reporting week include the following

- On September 23, 2024, 18 truckloads of soil/rock originating from grid A2 were exported for off-site disposal at Earth Efficient Harmony Belvidere Road (HBR) per approval code HBR-006-24. The contractor continued chipping decomposed and friable bedrock at grids B3. Dewatering activity continued. Groundwater was pumped into a sedimentation tank, two (2) inline bag filters, two (2) LGPAC Carbtrol L-5 carbon filter tanks, and a clean water holding tank. Clean water was discharged into a storm inlet through a filter bag.
- On September 24, 2024, the contractor continued chipping decomposed and friable bedrock at grid B3. Dewatering activity continued.
- On September 25, 2024, five (5) truckloads of soil/rock originating from grid A1 were exported for off-site disposal at Earth Efficient Harmony Belvidere Road (HBR) per approval code HBR-006-24. The contractor continued chipping decomposed and friable bedrock at grid B3. Dewatering activity continued.
- On September 26, 2024, four (4) truckloads of soil/rock originating from grid A2 were exported for off-site disposal at Earth Efficient Harmony Belvidere Road (HBR) per approval code HBR-006-24. The contractor continued chipping decomposed and friable bedrock at grid B3. Dewatering activity continued.
- On September 27, 2024, the contractor continued chipping decomposed and friable bedrock at grids B3 and B4. Dewatering activity continued.

The locations of the field activities are depicted in **Figure 1**.

B. EXCEEDANCES OF CAMP ACTION LEVELS

- Exceedances were not identified during this reporting period.

Daily air monitoring data is provided in the following OneDrive folder link: 11895A CAMP data

C. CHANGES OR DEVIATIONS FROM ORIGINAL PLANS

- There were no changes or deviations from the approved IRMWP (June 1, 2023) during this reporting period.

2. SAMPLING ACTIVITIES AND ANALYTICAL RESULTS

- A water discharge sample was collected on September 25, 2024 for analysis of TCL+30/TAL, 1,4-dioxane, and FPASs. Sample results are pending.

3. ANTICIPATED TASKS FOR NEXT REPORTING PERIOD

SESI anticipates performing the following tasks in the next weekly reporting period:

- Community air monitoring in accordance with the approved CAMP during SOE prep and soil export activities.

If you have any questions, please feel free to call me at (973) 808-9050.

Sincerely,

SESI CONSULTING ENGINEERS, DPC



James Vander Vliet, PE, LSRP
Senior Project Engineer

Attachments:
Figure 1
Figure 2
Photolog

FIGURES

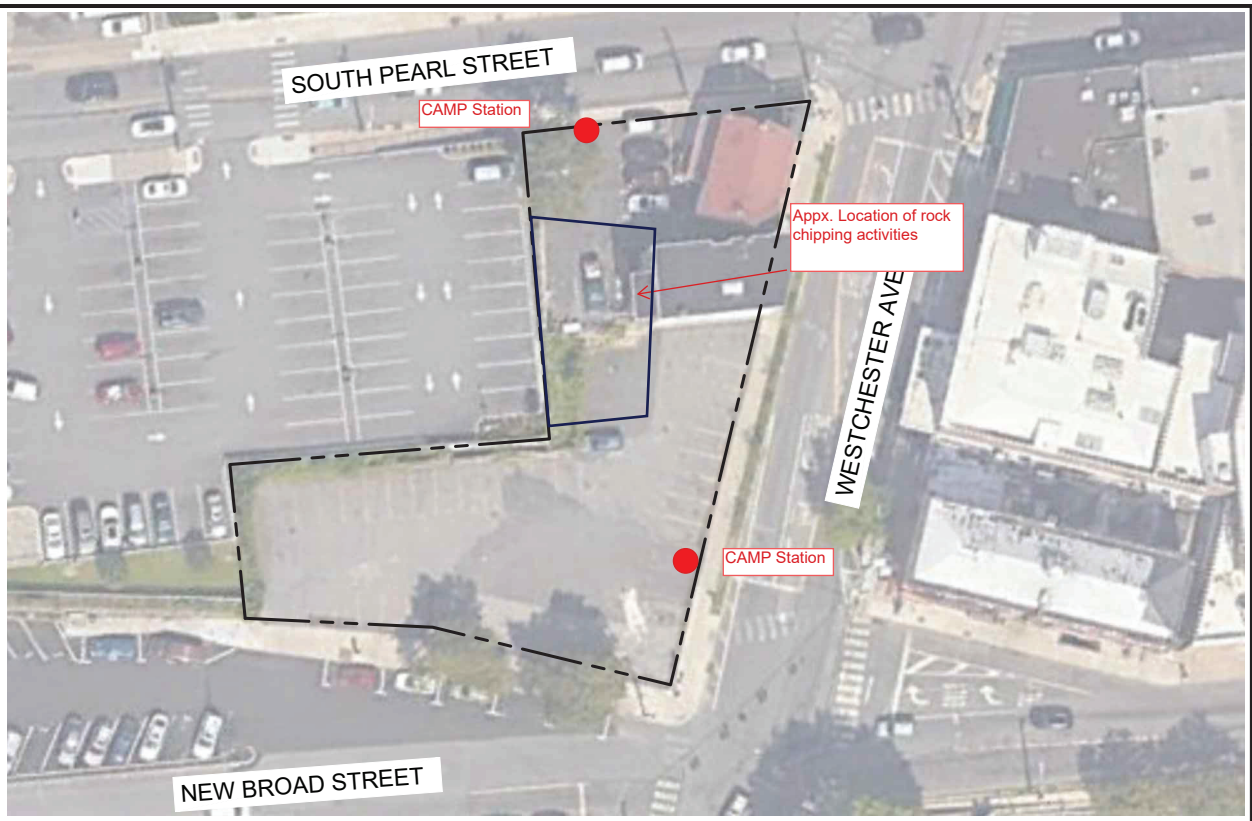

LEGEND:

BCP SITE BOUNDARY

Scale 1"=40'

0 40 80

REFERENCE
SITE SURVEY PREPARED BY RICHARD J. DOMATO, DATED MARCH 5, 2021.

NOTE:
THIS PLAN IS FOR LOCATING SOIL BORINGS ONLY.
OTHER SITE WORK SHOWN HERE IS NOT INTENDED FOR CONSTRUCTION.

NYS Education Law
Unauthorized alterations or additions to this plan are a violation of section 7209 (2) of the New York State Education Law. Copies of this map not having the seal of the engineer shall not be valid.

© SESI CONSULTING ENGINEERS 2024
This drawing and all information contained here on is proprietary information of SESI CONSULTING ENGINEERS and may not be copied or reproduced, either in whole or in part, by any method, without written permission of SESI CONSULTING ENGINEERS

dwg by: AW
chk by: JS
scale: AS NOTED
date: 05/14/2024

SESI CONSULTING ENGINEERS
GEOTECHNICAL | ENVIRONMENTAL | SITE CIVIL
399 ROUTE 46E, 3RD FLOOR, PARSIPPANY, NJ 07054 PH: 973.808.9050

project:
REMEDIAL ACTION WORK PLAN
140, 148-150 WESTCHESTER AVENUE
PORT CHESTER, NEW YORK 10573

title:
BCP BOUNDARY MAP

job no: 11895A
drawing no:
FIG-1

N:\CAD\11895A\CAD\ENVIRONMENTAL\RAWP\11895 – FIG-1.2 – BCP BOUNDARY MAP.DWG 05/14/24 08:37:51AM, dlan.ward, LAYOUT:FIG-3.1 SAMPLE LOC PLAN

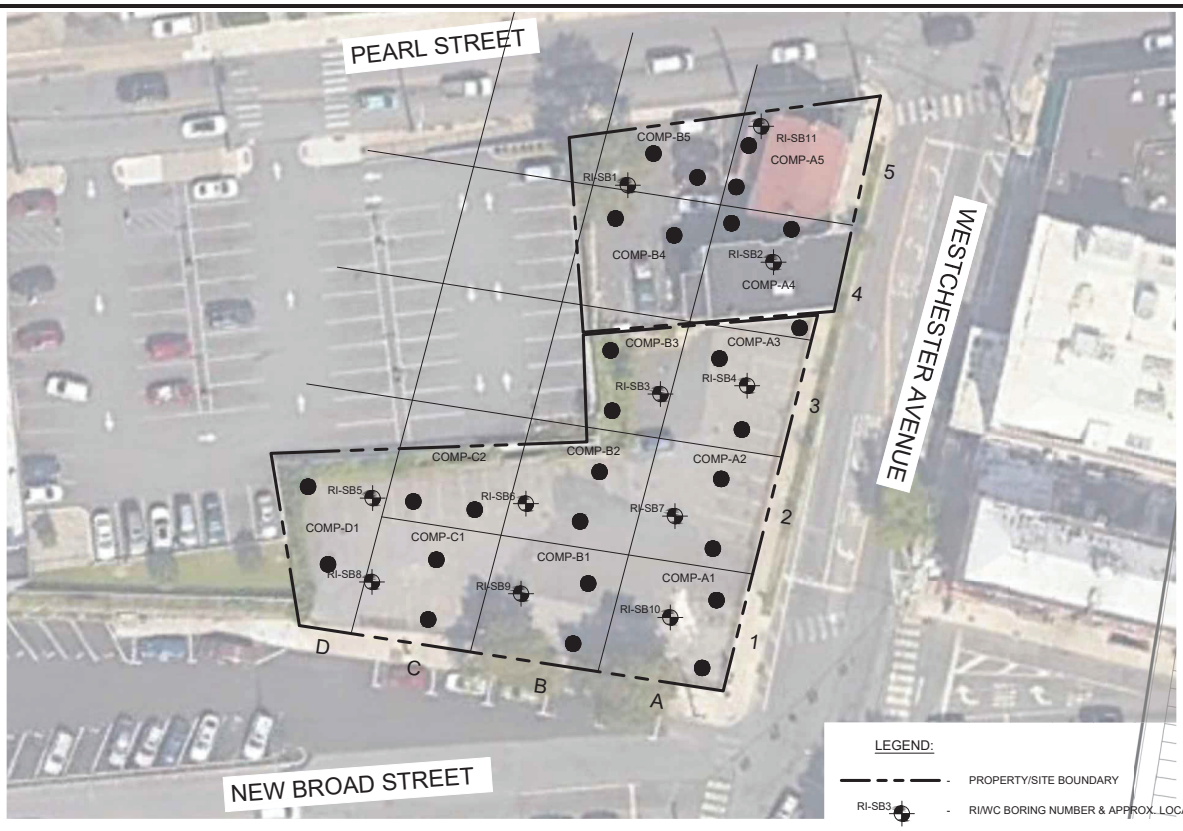

LEGEND:

- PROPERTY/SITE BOUNDARY
- RI/WC BORING NUMBER & APPROX. LOCATION
- WC ONLY BORING NUMBER & APPROX. LOCATION
- 50 X 50 GRIDLINES

Scale 1"=40'

0 40 80

NOTE:
THIS PLAN IS FOR LOCATING SOIL BORINGS ONLY.
OTHER SITE WORK SHOWN HERE IS NOT INTENDED FOR CONSTRUCTION.

REFERENCE
SITE SURVEY PREPARED BY RICHARD J. DOMATO, DATED MARCH 5, 2021.

NYS Education Law
Unauthorized alterations or additions to this plan are a violation of section 7209 (2) of the New York State Education Law. Copies of this map not having the seal of the engineer shall not be valid.

© SESI CONSULTING ENGINEERS 2024
This drawing and all information contained here on is proprietary information of SESI CONSULTING ENGINEERS and may not be copied or reproduced, either in whole or in part, by any method, without written permission of SESI CONSULTING ENGINEERS

dwg by: aas
chk by: FL
scale: N.T.S.
date: 06/09/2022

SESI CONSULTING ENGINEERS
GEOTECHNICAL | ENVIRONMENTAL | SITE/CIVIL
399 ROUTE 46E, 3RD FLOOR, PARSIPPANY, NJ 07054 PH: 973.808.9089

project:
PHASE II INVESTIGATION
140, 148-150 WESTCHESTER AVENUE
PORT CHESTER, NEW YORK 10573

title:
WASTE CHARACTERIZATION
SAMPLE LOCATION PLAN

job no: 11895A
drawing no:

FIG-2

N:\CAD\11895\R\11895 - FIG-4.1 - WC SAMPLE LOC PLAN.DWG 04/09/24 03:54:51PM, dan.ward, LAYOUT:FIG-4.1 WC SAMPLE LOC PLAN

PHOTOLOG



Photo 1: Photograph of soil export



Photo 2: Photograph of Rock Chipping



Photo 3: Photograph of Rock Chipping



Photo 4: Photograph of Dewatering

SESI CONSULTING ENGINEERS
GEOTECHNICAL | ENVIRONMENTAL | SITE CIVIL

Principals:

Anthony Castillo, PE
Franz W. Laki, PE
Fuad Dahan, PhD, PE, LSRP
John M. Nederfield, PE
Justin M. Protasiewicz, PE
Jose M. Rodriguez, PE
Michael St. Pierre, PE

October 8, 2024 **via email: Greta.Kowalski@dec.ny.gov**

Ms. Greta Kowalski
Project Manager
NYSDEC
21 S Putt Corners Road
New Paltz, New York 12561

Re: Weekly Report #5 – September 30 to October 4, 2024
Grand Union Hotel Bowling Alley Site
BCP Site # C360222
Port Chester, New York

Dear Ms. Kowalski:

On behalf of our Client, Port Chester OZ Fund III QOZB, LLC (the "Volunteer"), SESI Consulting Engineers (SESI) is pleased to submit a weekly progress report for the Grand Union Hotel Bowling Alley Site (herein referred to as the "Site"). This progress report is for the week of September 30 through October 4, 2024.

1. SUMMARY OF PROJECT ACTIVITIES: Interim Remedial Measures

A. TASKS PERFORMED DURING CURRENT REPORTING PERIOD

SESI, as the Environmental Engineering Consultant for the project, performed or coordinated the performance of the following tasks:

- SESI was on-site from September 30 to October 4, 2024, to conduct and implement the Community Air Monitoring Plan (CAMP) during soil intrusive activities, including rock chipping and soil/rock exporting. During this period, SESI deployed CAMP air monitoring stations at upwind and downwind locations. Four (4) exceedances, over a duration of 3 minutes, were recorded on October 3, 2024. Readings returned to acceptable levels after workers moved away from the unit. Water discharges continued. The sample results for the discharge sample collected on

- September 25 were received. VOCs were not detected. Several PAHs were detected at low levels, likely due to turbidity. Another water discharge sample will be collected in the following week.
- Site activities during this reporting week include the following:
    - On September 30, 2024, 10 truckloads of soil originating from grids A1, A2, and B1 were exported for off-site disposal at Earth Efficient Harmony Belvidere Road (HBR) per approval code HBR-006-24 and at EarthEfficient MSM per approval code MSM-008-24. The contractor continued chipping decomposed and friable bedrock at grids B3. Dewatering activity continued. Groundwater was pumped into a sedimentation tank, two (2) inline bag filters, two (2) LGPAC Carbtrol L-5 carbon filter tanks, and a clean water holding tank. Clean water was discharged into a storm inlet through a filter bag.
    - On October 1, 2024, 16 truckloads of soil originating from grids B1 were exported for off-site disposal at EarthEfficient MSM per approval code MSM-008-24. Dewatering activity continued.
    - On October 2, 2024, the contractor began deconstructing the retaining wall at grids B2 and B3. Dewatering activity continued.
    - On October 3, 2024, the contractor continued chipping decomposed and friable bedrock at grid B3. Dewatering activity continued.
    - On October 4, 2024, the contractor continued chipping decomposed and friable bedrock at grids B3. Dewatering activity continued.

The locations of the field activities are depicted in **Figure 1**.

B. EXCEEDANCES OF CAMP ACTION LEVELS

- Four (4) exceedances, over a duration of 3 minutes, were recorded between 10:17 and 10:20 on October 3, 2024. Exceedances were recorded due to the installation of privacy fabric taking place directly next to the unit. SESI field representative did not observe any dust leaving the site, and readings returned to acceptable levels after workers moved away from the unit.
- On October 4, 2024, AMS-1 (upwind) turned off mid-day due to power issues. SESI field representative monitored AMS-2 through the rest of the day, no exceedances were recorded. AMS-2 failed to upload the data after AMS-1 shut down.

Daily air monitoring data is provided in the following OneDrive folder link: 11895A CAMP data

C. CHANGES OR DEVIATIONS FROM ORIGINAL PLANS

- There were no changes or deviations from the approved IRMWP (June 1, 2023) during this reporting period.

2. SAMPLING ACTIVITIES AND ANALYTICAL RESULTS

- Results for the water discharge sample collected on September 25, 2024 were received, except for PFAS.

- VOCs, pesticides, PCBs, and 1,4-dioxane were not detected.
- Sodium, benzo(a)anthracene, benzo(a)pyrene, benzo(b)fluoranthene, benzo(k)fluoranthene, chrysene, indeno(1,2,3-cd)pyrene, and hexachlorobenzene were detected at concentrations exceeding the AWQS's likely due to turbidity. Exceedances are summarized in **Table 1** below.
- Another treated water discharge sample will be collected in the following week to confirm results and determine whether adjustments are necessary for the treatment system.

Table 1: Water Discharge Sample Exceedances Summary

LOCATION			TGW-1
SAMPLING DATE			9/25/2024
LAB SAMPLE ID			L2455540-01
SAMPLE TYPE			WATER
SAMPLE DEPTH (ft.)			
	NY-AWQS	Units	
Benzo(a)anthracene	0.002	ug/l	0.05
Benzo(a)pyrene	0	ug/l	0.05
Benzo(b)fluoranthene	0.002	ug/l	0.05
Benzo(k)fluoranthene	0.002	ug/l	0.05
Chrysene	0.002	ug/l	0.04
Indeno(1,2,3-cd)pyrene	0.002	ug/l	0.05
Hexachlorobenzene	0.04	ug/l	0.07
Sodium, Total	20000	ug/l	182000

NY-AWQS: New York TOGS 111 Ambient Water Quality Standards & Guidance Values Criteria per Standards & Guidance Values including all addenda through February 2023.

3. ANTICIPATED TASKS FOR NEXT REPORTING PERIOD

SESI anticipates performing the following tasks in the next weekly reporting period:

- Community air monitoring in accordance with the approved CAMP during SOE prep and soil export activities.

If you have any questions, please feel free to call me at (973) 808-9050.

Sincerely,

SESI CONSULTING ENGINEERS, DPC



James Vander Vliet, PE, LSRP
Senior Project Engineer
Attachments:
Figure 1
Figure 2
Photolog

FIGURES

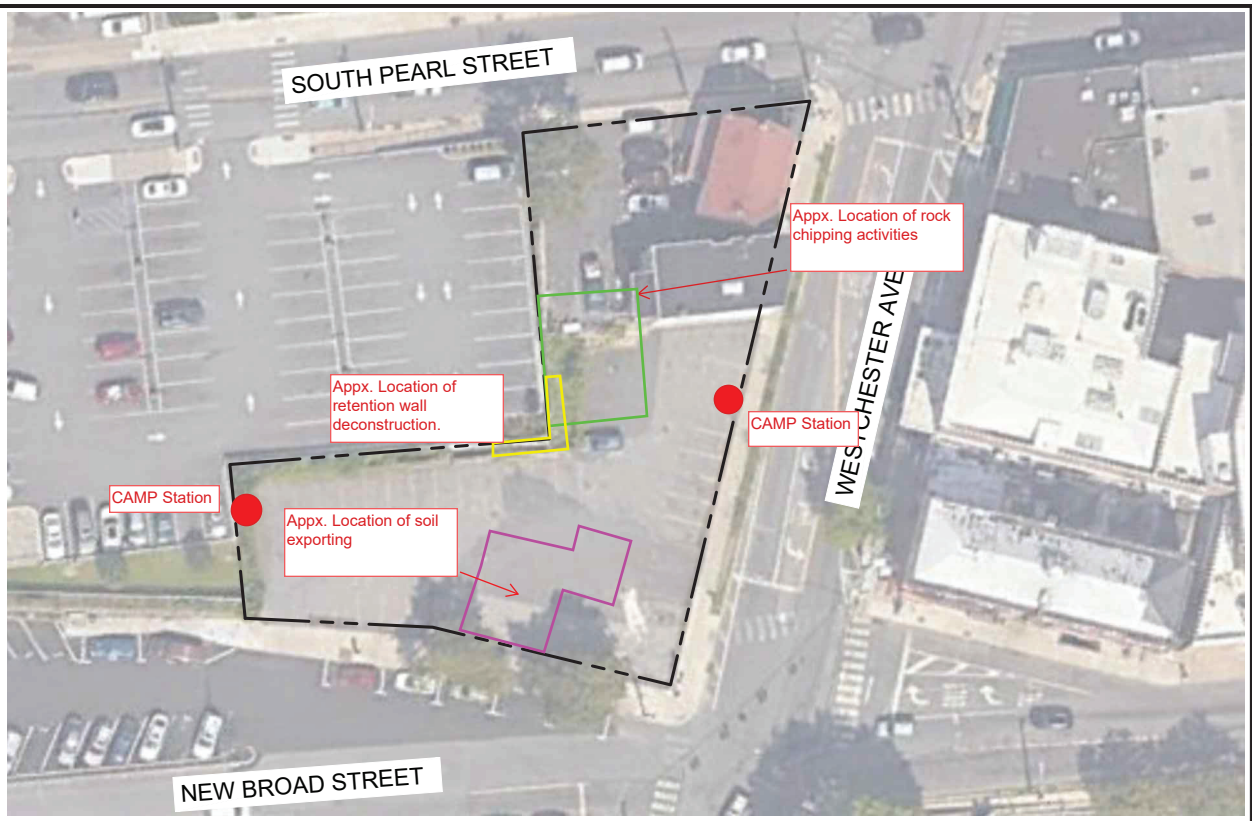

LEGEND:

BCP SITE BOUNDARY

Scale 1"=40'

0 40 80

NYS Education Law
Unauthorized alterations or additions to this plan are a violation of section 7209 (2) of the New York State Education Law. Copies of this map not having the seal of the engineer shall not be valid.

© SESI CONSULTING ENGINEERS 2024
This drawing and all information contained here on is proprietary information of SESI CONSULTING ENGINEERS and may not be copied or reproduced, either in whole or in part, by any method, without written permission of SESI CONSULTING ENGINEERS

REFERENCE
SITE SURVEY PREPARED BY RICHARD J. DOMATO, DATED MARCH 5, 2021.

NOTE:
THIS PLAN IS FOR LOCATING SOIL BORINGS ONLY.
OTHER SITE WORK SHOWN HERE IS NOT INTENDED FOR CONSTRUCTION.

dwg by: AW
chk by: JS
scale: AS NOTED
date: 05/14/2024

SESI CONSULTING ENGINEERS
GEOTECHNICAL | ENVIRONMENTAL | SITE CIVIL
399 ROUTE 46E, 3RD FLOOR, PARSIPPANY, NJ 07054 PH: 973.808.9859

project:
REMEDIAL ACTION WORK PLAN
140, 148-150 WESTCHESTER AVENUE
PORT CHESTER, NEW YORK 10573

title:
BCP BOUNDARY MAP

job no: 11895A
drawing no:
FIG-1

N:\CAD\11895A\CAD\ENVIRONMENTAL\RAWP\11895 – FIG-1.2 – BCP BOUNDARY MAP.DWG 05/14/24 08:37:51AM, dlan.ward, LAYOUT:FIG-3.1 SAMPLE LOC PLAN

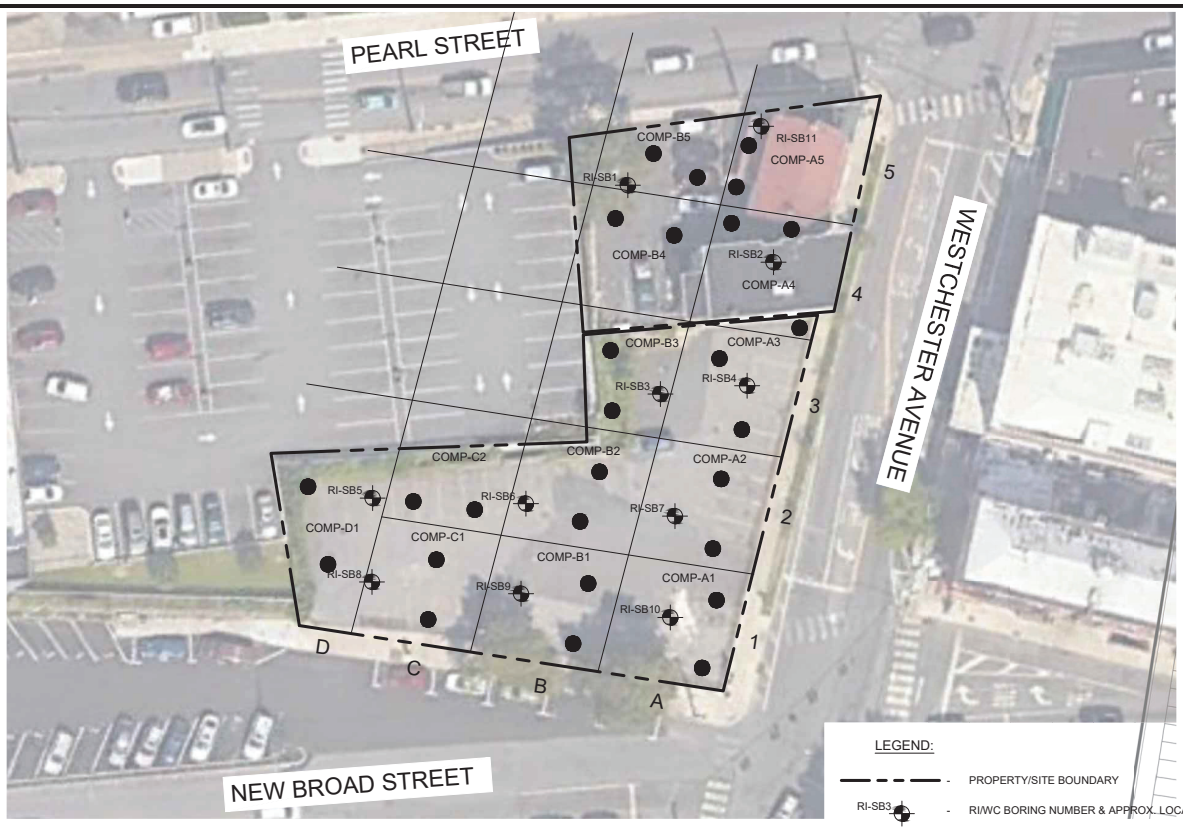

LEGEND:

- PROPERTY/SITE BOUNDARY
- RI/WC BORING NUMBER & APPROX. LOCATION
- WC ONLY BORING NUMBER & APPROX. LOCATION
- 50 X 50 GRIDLINES

Scale 1"=40'

0 40 80

NOTE:
THIS PLAN IS FOR LOCATING SOIL BORINGS ONLY.
OTHER SITE WORK SHOWN HERE IS NOT INTENDED FOR CONSTRUCTION.

REFERENCE
SITE SURVEY PREPARED BY RICHARD J. DOMATO, DATED MARCH 5, 2021.

NYS Education Law
Unauthorized alterations or additions to this plan are a violation of section 7209 (2) of the New York State Education Law. Copies of this map not having the seal of the engineer shall not be valid.

© SESI CONSULTING ENGINEERS 2024
This drawing and all information contained here on is proprietary information of SESI CONSULTING ENGINEERS and may not be copied or reproduced, either in whole or in part, by any method, without written permission of SESI CONSULTING ENGINEERS

dwg by: aas
chk by: FL
scale: N.T.S.
date: 06/09/2022

SESI CONSULTING ENGINEERS
GEOTECHNICAL | ENVIRONMENTAL | SITE/CIVIL
399 ROUTE 46E, 3RD FLOOR, PARSIPPANY, NJ 07054 PH: 973.808.9089

project:
PHASE II INVESTIGATION
140, 148-150 WESTCHESTER AVENUE
PORT CHESTER, NEW YORK 10573

title:
WASTE CHARACTERIZATION
SAMPLE LOCATION PLAN

job no: 11895A
drawing no:

FIG-2

N:\CAD\11895\R\11895 - FIG-4.1 - WC SAMPLE LOC PLAN.DWG 04/09/24 03:54:51PM, dan.ward, LAYOUT:FIG-4.1 WC SAMPLE LOC PLAN

PHOTOLOG



Photo 1: Photograph of soil export



Photo 2: Photograph of Rock Chipping



Photo 3: Photograph of Retention Wall Removal



Photo 4: Photograph of Rock Chopping

SESI CONSULTING ENGINEERS
GEOTECHNICAL | ENVIRONMENTAL | SITE CIVIL

Principals:

Anthony Castillo, PE
Franz W. Laki, PE
Fuad Dahan, PhD, PE, LSRP
John M. Nederfield, PE
Justin M. Protasiewicz, PE
Jose M. Rodriguez, PE
Michael St. Pierre, PE

October 15, 2024 **via email: Greta.Kowalski@dec.ny.gov**

Ms. Greta Kowalski
Project Manager
NYSDEC
21 S Putt Corners Road
New Paltz, New York 12561

Re: Weekly Report #6 – October 7 to October 11, 2024
Grand Union Hotel Bowling Alley Site
BCP Site # C360222
Port Chester, New York

Dear Ms. Kowalski:

On behalf of our Client, Port Chester OZ Fund III QOZB, LLC (the "Volunteer"), SESI Consulting Engineers (SESI) is pleased to submit a weekly progress report for the Grand Union Hotel Bowling Alley Site (herein referred to as the "Site"). This progress report is for the week of October 7 through October 11, 2024.

1. SUMMARY OF PROJECT ACTIVITIES: Interim Remedial Measures

A. TASKS PERFORMED DURING CURRENT REPORTING PERIOD

SESI, as the Environmental Engineering Consultant for the project, performed or coordinated the performance of the following tasks:

- SESI was on-site from October 7 to October 11, 2024, to conduct and implement the Community Air Monitoring Plan (CAMP) during soil intrusive activities, including rock chipping and soil/rock exporting. During this period, SESI deployed CAMP air monitoring stations at upwind and downwind locations. Fifteen exceedances, over a duration of 14 minutes, were recorded on October 9, 2024. Readings returned to acceptable levels after mitigation measure was conducted (water spray). Water discharges continued. One sample was collected on October 9, 2024 for analysis of TCL+30/TAL, 1,4-dioxane, and FPASs. Sample results are pending.

- Site activities during this reporting week include the following:
    - On October 7, 2024, the contractor continued chipping decomposed and friable bedrock at grids A1. Dewatering activity continued. Groundwater was pumped into a sedimentation tank, two (2) inline bag filters, two (2) LGPAC Carbtrol L-5 carbon filter tanks, and a clean water holding tank. Clean water was discharged into a storm inlet through a filter bag.
    - On October 8, 2024, the contractor continued chipping decomposed and friable bedrock at grids A1 and B1. A footing subgrade evaluation was conducted at footings P-1, P-2, and P-3. Dewatering activity continued.
    - On October 9, 2024, the contractor continued chipping decomposed and friable bedrock at grid A1. Dewatering activity continued. One water discharge sample was collected.
    - On October 10, 2024, the contractor continued chipping decomposed and friable bedrock at grid A1. A footing subgrade evaluation was conducted at footings P-4, P-6, and P-7. Dewatering activity continued.
    - On October 11, 2024, the contractor began installing shear pins at pier footings. Dewatering activity continued. A weekly optical monitoring was conducted.

The locations of the field activities are depicted in **Figure 1**.

B. EXCEEDANCES OF CAMP ACTION LEVELS

- Fifteen (15) exceedances, over a duration of 14 minutes, were recorded between 9:46 and 10:00 on October 9, 2024. Exceedances were recorded due to the use of a blower during saw cutting activities. SESI field representative applied water to the dusty area as a mitigation measure, and readings returned to acceptable levels.

Daily air monitoring data is provided in the following OneDrive folder link: 11895A CAMP data

C. CHANGES OR DEVIATIONS FROM ORIGINAL PLANS

- There were no changes or deviations from the approved IRMWP (June 1, 2023) during this reporting period.

2. SAMPLING ACTIVITIES AND ANALYTICAL RESULTS

- A water discharge sample was collected on October 9, 2024 for analysis of TCL+30/TAL, 1,4-dioxane, and FPASs. Sample results are pending.

3. ANTICIPATED TASKS FOR NEXT REPORTING PERIOD

SESI anticipates performing the following tasks in the next weekly reporting period:

- Community air monitoring in accordance with the approved CAMP during SOE prep and soil export activities.

If you have any questions, please feel free to call me at (973) 808-9050.

Sincerely,

SESI CONSULTING ENGINEERS, DPC



James Vander Vliet, PE, LSRP
Senior Project Engineer

Attachments:
Figure 1
Figure 2
Photolog

FIGURES

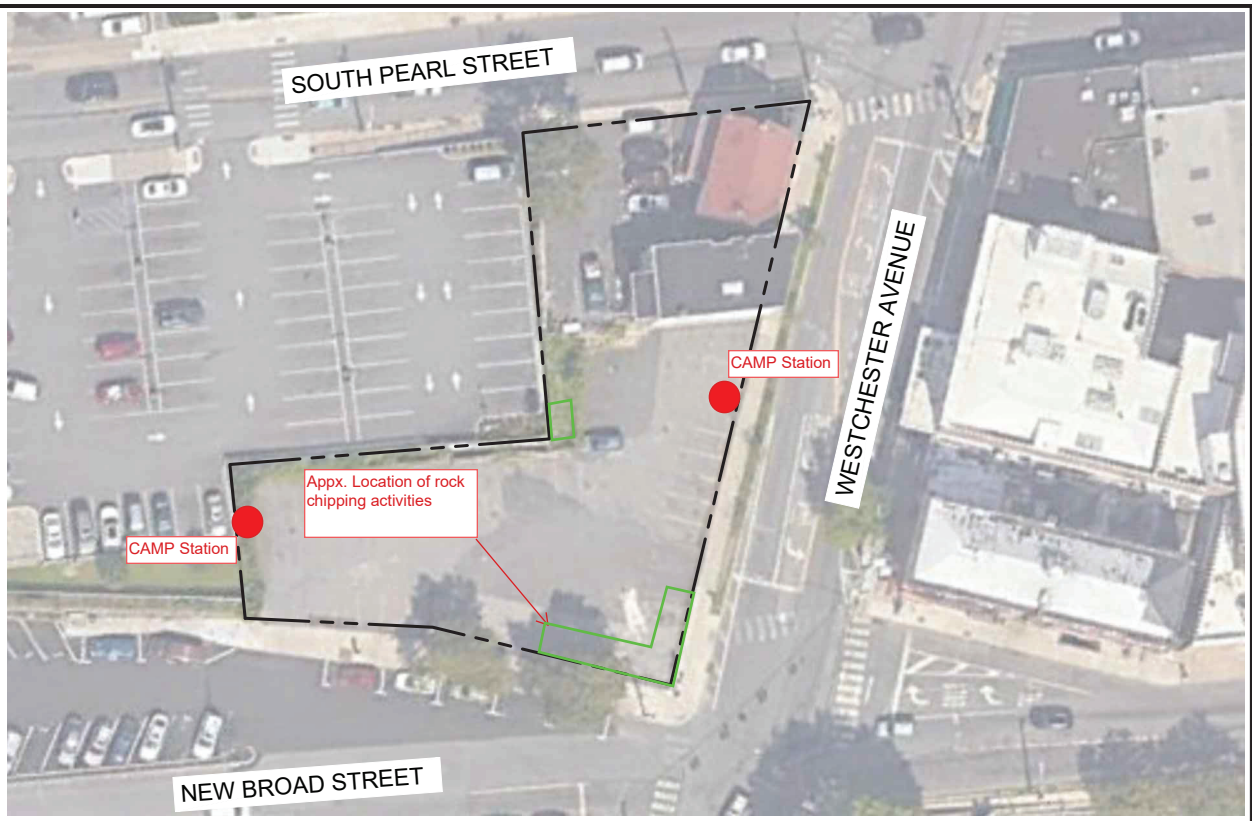

LEGEND:

BCP SITE BOUNDARY

Scale 1"=40'

0 40 80

REFERENCE
SITE SURVEY PREPARED BY RICHARD J. DOMATO, DATED MARCH 5, 2021.

NOTE:
THIS PLAN IS FOR LOCATING SOIL BORINGS ONLY.
OTHER SITE WORK SHOWN HERE IS NOT INTENDED FOR CONSTRUCTION.

NYS Education Law
Unauthorized alterations or additions to this plan are a violation of section 7209 (2) of the New York State Education Law. Copies of this map not having the seal of the engineer shall not be valid.

© SESI CONSULTING ENGINEERS 2024
This drawing and all information contained here on is proprietary information of SESI CONSULTING ENGINEERS and may not be copied or reproduced, either in whole or in part, by any method, without written permission of SESI CONSULTING ENGINEERS

dwg by: AW
chk by: JS
scale: AS NOTED
date: 05/14/2024

SESI CONSULTING ENGINEERS
GEOTECHNICAL | ENVIRONMENTAL | SITE CIVIL
399 ROUTE 46E, 3RD FLOOR, PARSIPPANY, NJ 07054 PH: 973.808.9089

project: REMEDIAL ACTION WORK PLAN
140, 148-150 WESTCHESTER AVENUE
PORT CHESTER, NEW YORK 10573

title: BCP BOUNDARY MAP

job no: 11895A
drawing no:

FIG-1

N:\CAD\11895A\CAD\ENVIRONMENTAL\RAWP\11895 – FIG-1.2 – BCP BOUNDARY MAP.DWG 05/14/24 08:37:51AM, dlan.ward, LAYOUT:FIG-3.1 SAMPLE LOC PLAN

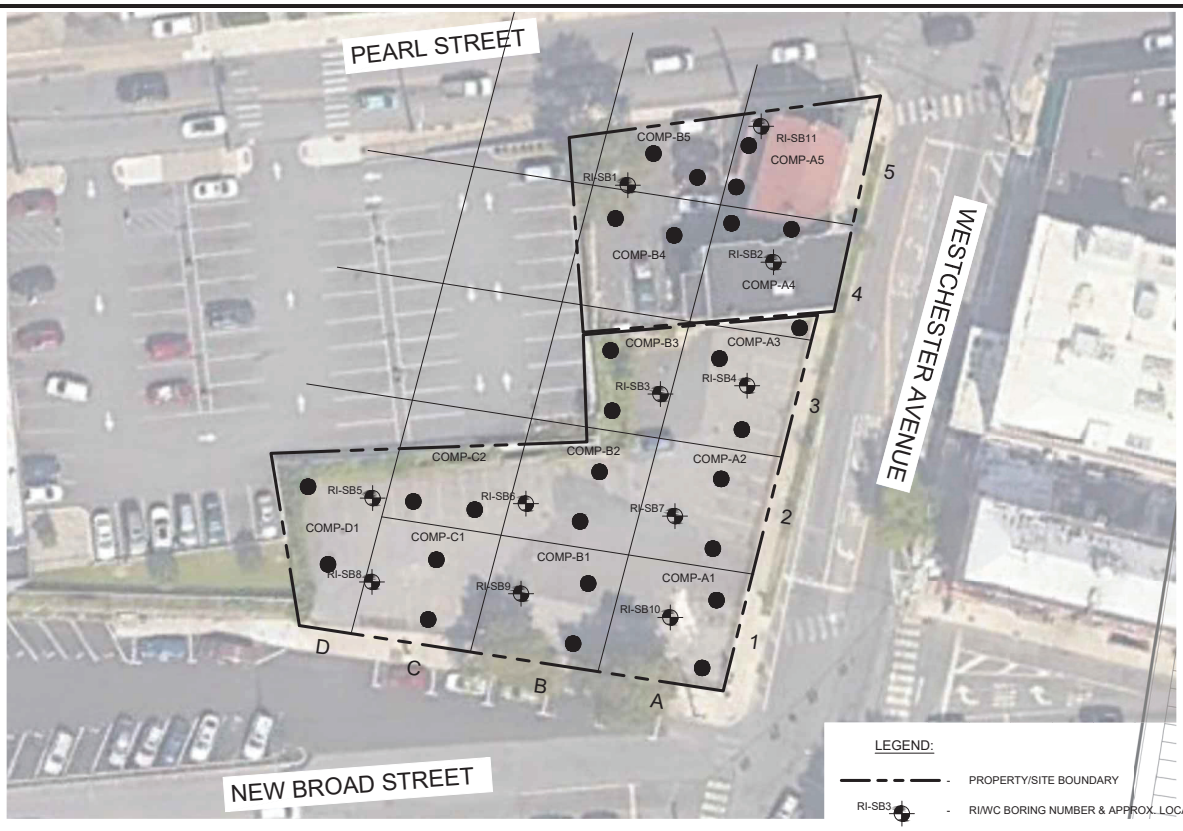

LEGEND:

- PROPERTY/SITE BOUNDARY
- RI/WC BORING NUMBER & APPROX. LOCATION
- WC ONLY BORING NUMBER & APPROX. LOCATION
- 50 X 50 GRIDLINES

Scale 1"=40'

0 40 80

NOTE:
THIS PLAN IS FOR LOCATING SOIL BORINGS ONLY.
OTHER SITE WORK SHOWN HERE IS NOT INTENDED FOR CONSTRUCTION.

REFERENCE
SITE SURVEY PREPARED BY RICHARD J. DOMATO, DATED MARCH 5, 2021.

NYS Education Law
Unauthorized alterations or additions to this plan are a violation of section 7209 (2) of the New York State Education Law. Copies of this map not having the seal of the engineer shall not be valid.

© SESI CONSULTING ENGINEERS 2024
This drawing and all information contained here on is proprietary information of SESI CONSULTING ENGINEERS and may not be copied or reproduced, either in whole or in part, by any method, without written permission of SESI CONSULTING ENGINEERS

dwg by: aas
chk by: FL
scale: N.T.S.
date: 06/09/2022

SESI CONSULTING ENGINEERS
GEOTECHNICAL | ENVIRONMENTAL | SITE/CIVIL
399 ROUTE 46E, 3RD FLOOR, PARSIPPANY, NJ 07054 PH: 973.808.9089

project:
PHASE II INVESTIGATION
140, 148-150 WESTCHESTER AVENUE
PORT CHESTER, NEW YORK 10573

title:
WASTE CHARACTERIZATION
SAMPLE LOCATION PLAN

job no: 11895A
drawing no:

FIG-2

N:\CAD\11895\R\11895 - FIG-4.1 - WC SAMPLE LOC PLAN.DWG 04/09/24 03:54:51PM, dan.ward, LAYOUT:FIG-4.1 WC SAMPLE LOC PLAN

PHOTOLOG



Photo 1: Photograph of dewatering



Photo 2: Photograph of Rock Chipping



Photo 3: Photograph of Shear Pin Installation



Photo 4: Photograph of Rock Chopping

SESI CONSULTING ENGINEERS
GEOTECHNICAL | ENVIRONMENTAL | SITE CIVIL

Principals:

Anthony Castillo, PE
Franz W. Laki, PE
Fuad Dahan, PhD, PE, LSRP
John M. Nederfield, PE
Justin M. Protasiewicz, PE
Jose M. Rodriguez, PE
Michael St. Pierre, PE

October 23, 2024 **via email: Greta.Kowalski@dec.ny.gov**

Ms. Greta Kowalski
Project Manager
NYSDEC
21 S Putt Corners Road
New Paltz, New York 12561

Re: Weekly Report #7 – October 14 to October 19, 2024
Grand Union Hotel Bowling Alley Site
BCP Site # C360222
Port Chester, New York

Dear Ms. Kowalski:

On behalf of our Client, Port Chester OZ Fund III QOZB, LLC (the "Volunteer"), SESI Consulting Engineers (SESI) is pleased to submit a weekly progress report for the Grand Union Hotel Bowling Alley Site (herein referred to as the "Site"). This progress report is for the week of October 14 through October 19, 2024.

1. SUMMARY OF PROJECT ACTIVITIES: Interim Remedial Measures

A. TASKS PERFORMED DURING CURRENT REPORTING PERIOD

SESI, as the Environmental Engineering Consultant for the project, performed or coordinated the performance of the following tasks:

- SESI was on-site from October 14 to October 19, 2024, to conduct and implement the Community Air Monitoring Plan (CAMP) during soil intrusive activities, including rock chipping and soil exporting. During this period, SESI deployed CAMP air monitoring stations at upwind and downwind locations. No exceedances were identified. Water discharges continued.

- Site activities during this reporting week include the following:

- On October 14, 2024, a footing subgrade evaluation was conducted at footings P-8, P-9, and P-10. Contractor continued installing shear pins at pier footings. Dewatering activity continued. Groundwater was pumped into a sedimentation tank, two (2) inline bag filters, two (2) LGPAC Carbtrol L-5 carbon filter tanks, and a clean water holding tank. Clean water was discharged into a storm inlet through a filter bag.
- On October 15, 2024, the contractor placed 33 CY of 4000 PSI concrete for piers. Contractor continued installing shear pins at pier footings. Dewatering activity continued.
- On October 16, 2024, a footing subgrade evaluation was conducted at footings P-5, P-12, P-13, P-14, P-15, and P-16. Contractor continued installing shear pins at pier footings. Dewatering activity continued.
- On October 17, 2024, the contractor continued chipping decomposed and friable bedrock at grid B3. A footing subgrade evaluation was conducted at footings P-5, P-12, P-13, P-14, P-15, and P-16. Contractor continued installing shear pins at pier footings. Dewatering activity continued.
- On October 18, 2024, the contractor poured the piers for: P-4, P-5, P-12, P-13, P-14, P-15, and P-16. Contractor continued installing shear pins at pier footings. Dewatering activity continued.
- On October 19, 2024, Contractor began backfilling the previously installed piers. The backfill material used was imported RCA and was placed in 12-inch-thick loose lifts. Dewatering activity continued.

The locations of the field activities are depicted in **Figure 1**.

B. EXCEEDANCES OF CAMP ACTION LEVELS

- Exceedances were not identified during this reporting period.

Daily air monitoring data is provided in the following OneDrive folder link: 11895A CAMP data

C. CHANGES OR DEVIATIONS FROM ORIGINAL PLANS

- There were no changes or deviations from the approved IRMWP (June 1, 2023) during this reporting period.

2. SAMPLING ACTIVITIES AND ANALYTICAL RESULTS

- PFAS results for the water discharge sample collected on September 25, 2024 were received. No PFASs were detected.
- Results for the water discharge sample collected on October 9, 2024 were received, except for PFAS.
- VOCs, pesticides, PCBs, and 1,4-dioxane were not detected.

- No SVOCs were detected at levels exceeding the AWQS, which indicates that the previous PAH exceedances were temporary and were likely due to turbidity.
- Sodium was detected at a concentration of 206 mg/L, exceeding the AWQS of 20 mg/L.
- SESI will collect another water discharge sample in the following week.
- SESI coordinated with contractor regarding tracking discharge volume and will report when an answer is received.

3. ANTICIPATED TASKS FOR NEXT REPORTING PERIOD

SESI anticipates performing the following tasks in the next weekly reporting period:

- Community air monitoring in accordance with the approved CAMP during SOE prep and soil export activities.

If you have any questions, please feel free to call me at (973) 808-9050.

Sincerely,

SESI CONSULTING ENGINEERS, DPC



James Vander Vliet, PE, LSRP
Senior Project Engineer

Attachments:
Figure 1
Figure 2
Photolog

FIGURES

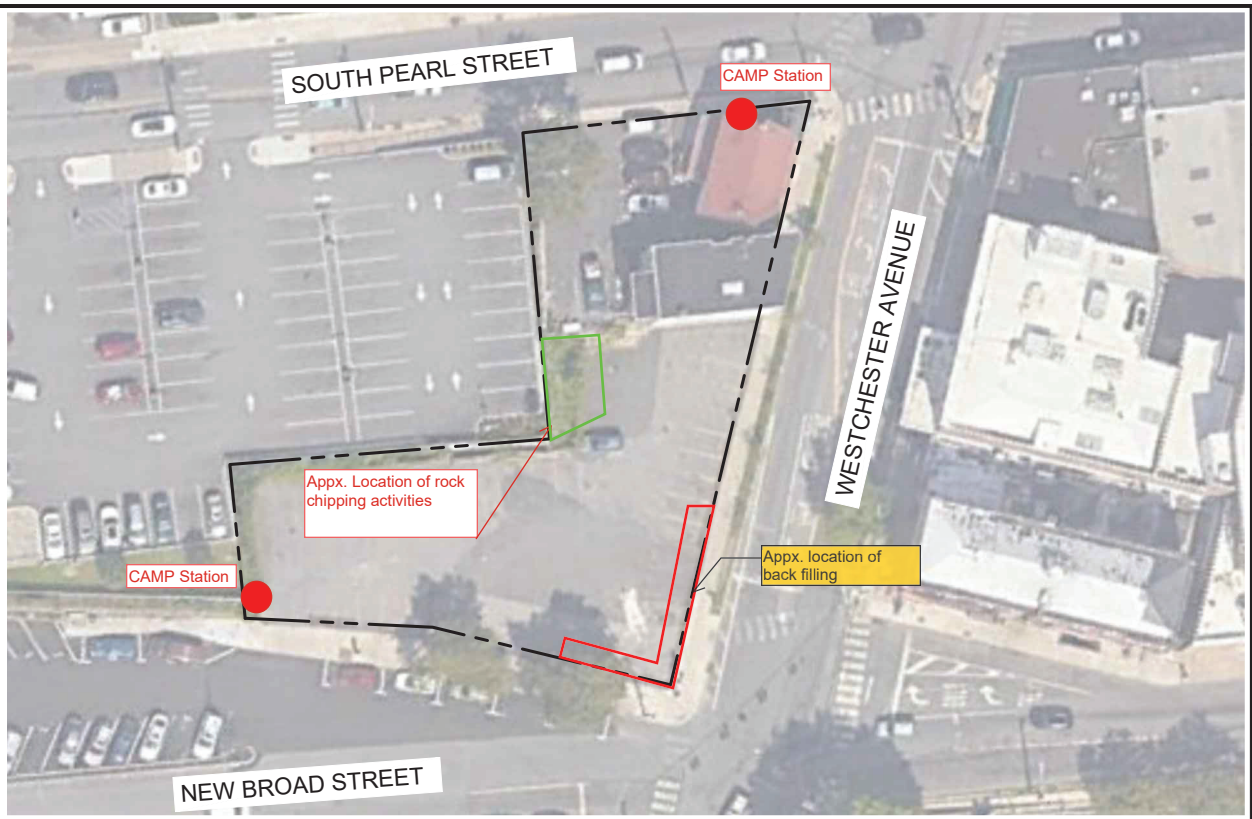

LEGEND:

BCP SITE BOUNDARY

Scale 1"=40'

0 40 80

REFERENCE
SITE SURVEY PREPARED BY RICHARD J. DOMATO, DATED MARCH 5, 2021.

NOTE:
THIS PLAN IS FOR LOCATING SOIL BORINGS ONLY.
OTHER SITE WORK SHOWN HERE IS NOT INTENDED FOR CONSTRUCTION.

NYS Education Law
Unauthorized alterations or additions to this plan are a violation of section 7209 (2) of the New York State Education Law. Copies of this map not having the seal of the engineer shall not be valid.

© SESI CONSULTING ENGINEERS 2024
This drawing and all information contained here on is proprietary information of SESI CONSULTING ENGINEERS and may not be copied or reproduced, either in whole or in part, by any method, without written permission of SESI CONSULTING ENGINEERS

dwg by: AW
chk by: JS
scale: AS NOTED
date: 05/14/2024

SESI CONSULTING ENGINEERS
GEOTECHNICAL | ENVIRONMENTAL | SITE CIVIL
359 ROUTE 46E, 3RD FLOOR, PARSIPPANY, NJ 07054 PH: 973.808.9089

project:
REMEDIAL ACTION WORK PLAN
140, 148-150 WESTCHESTER AVENUE
PORT CHESTER, NEW YORK 10573

title:
BCP BOUNDARY MAP

job no: 11895A
drawing no:
FIG-1

N:\CAD\11895A\CAD\ENVIRONMENTAL\RAWP\11895 – FIG-1.2 – BCP BOUNDARY MAP.DWG 05/14/24 08:37:51AM, dlan.ward, LAYOUT:FIG-3.1 SAMPLE LOC PLAN

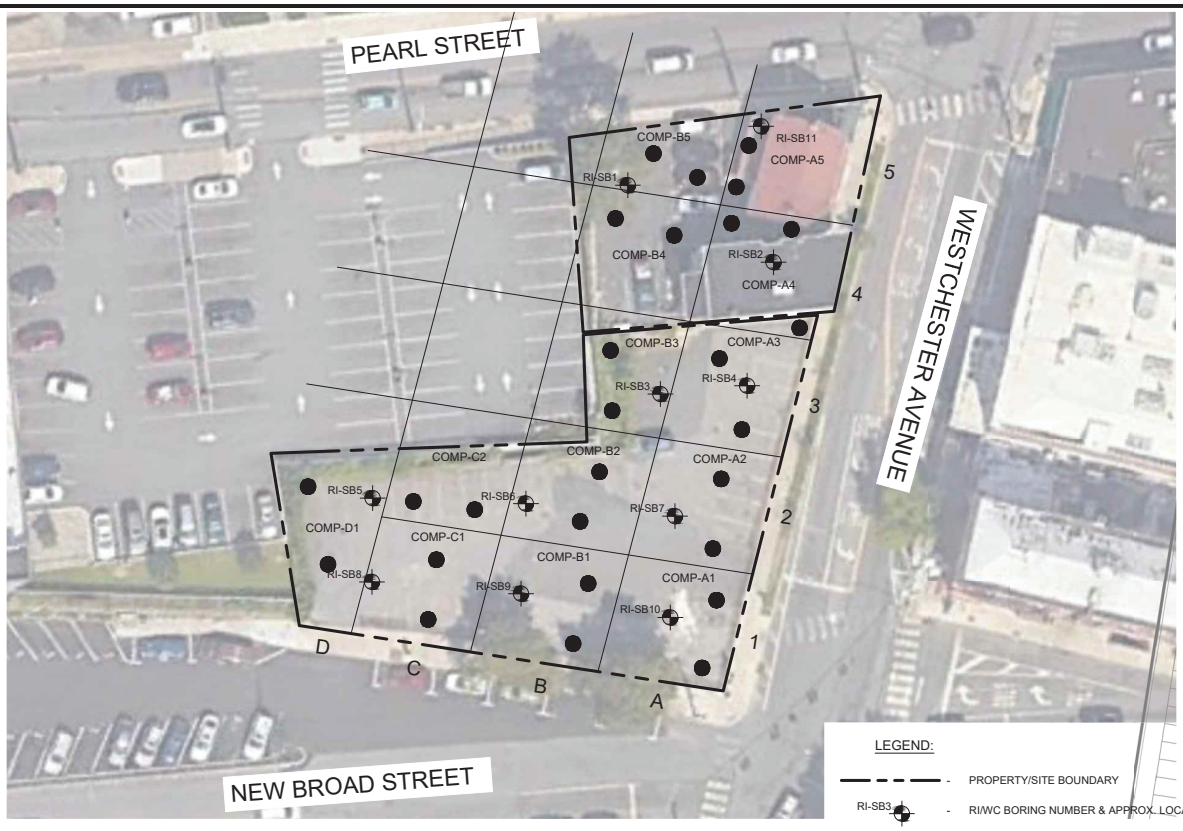

LEGEND:

- PROPERTY/SITE BOUNDARY
- RI/WC BORING NUMBER & APPROX. LOCATION
- WC ONLY BORING NUMBER & APPROX. LOCATION
- 50 X 50 GRIDLINES

Scale 1"=40'

0 40 80

NOTE:
THIS PLAN IS FOR LOCATING SOIL BORINGS ONLY.
OTHER SITE WORK SHOWN HERE IS NOT INTENDED FOR CONSTRUCTION.

REFERENCE
SITE SURVEY PREPARED BY RICHARD J. DOMATO, DATED MARCH 5, 2021.

NYS Education Law
Unauthorized alterations or additions to this plan are a violation of section 7209 (2) of the New York State Education Law. Copies of this map not having the seal of the engineer shall not be valid.

© SESI CONSULTING ENGINEERS 2024
This drawing and all information contained here on is proprietary information of SESI CONSULTING ENGINEERS and may not be copied or reproduced, either in whole or in part, by any method, without written permission of SESI CONSULTING ENGINEERS

dwg by: aas
chk by: FL
scale: N.T.S.
date: 06/09/2022

SESI CONSULTING ENGINEERS
GEOTECHNICAL | ENVIRONMENTAL | SITE/CIVIL
399 ROUTE 46E, 3RD FLOOR, PARSIPPANY, NJ 07054 PH: 973.808.9089

project:
PHASE II INVESTIGATION
140, 148-150 WESTCHESTER AVENUE
PORT CHESTER, NEW YORK 10573

title:
WASTE CHARACTERIZATION
SAMPLE LOCATION PLAN

job no: 11895A
drawing no:

FIG-2

N:\CAD\11895\R\11895 - FIG-4.1 - WC SAMPLE LOC PLAN.DWG 04/09/24 03:54:51PM, dan.ward, LAYOUT:FIG-4.1 WC SAMPLE LOC PLAN

PHOTOLOG



Photo 1: Photograph of dewatering



Photo 2: Photograph of Rock Chipping



Photo 3: Concrete Placement



Photo 4: Photograph of Backfilling

SESI CONSULTING ENGINEERS
GEOTECHNICAL | ENVIRONMENTAL | SITE CIVIL

Principals:

Anthony Castillo, PE
Franz W. Laki, PE
Fuad Dahan, PhD, PE, LSRP
John M. Nederfield, PE
Justin M. Protasiewicz, PE
Jose M. Rodriguez, PE
Michael St. Pierre, PE

October 30, 2024 **via email: Greta.Kowalski@dec.ny.gov**

Ms. Greta Kowalski
Project Manager
NYSDEC
21 S Putt Corners Road
New Paltz, New York 12561

Re: Weekly Report #8 – October 21 to October 25, 2024
Grand Union Hotel Bowling Alley Site
BCP Site # C360222
Port Chester, New York

Dear Ms. Kowalski:

On behalf of our Client, Port Chester OZ Fund III QOZB, LLC (the "Volunteer"), SESI Consulting Engineers (SESI) is pleased to submit a weekly progress report for the Grand Union Hotel Bowling Alley Site (herein referred to as the "Site"). This progress report is for the week of October 21 through October 25, 2024.

1. SUMMARY OF PROJECT ACTIVITIES: Interim Remedial Measures

A. TASKS PERFORMED DURING CURRENT REPORTING PERIOD

SESI, as the Environmental Engineering Consultant for the project, performed or coordinated the performance of the following tasks:

- SESI was on-site from October 21 to October 25, 2024, to conduct and implement the Community Air Monitoring Plan (CAMP) during soil intrusive activities, including rock chipping and soil exporting. During this period, SESI deployed CAMP air monitoring stations at upwind and downwind locations. No exceedances were identified. Water discharges continued.

- Site activities during this reporting week include the following

- On October 21, 2024, contractor continued backfilling the previously installed piers. Dewatering activity continued. Groundwater was pumped into a sedimentation tank, two (2) inline bag filters, two (2) LGPAC Carbtrol L-5 carbon filter tanks, and a clean water holding tank. Clean water was discharged into a storm inlet through a filter bag.
- On October 22, 2024, concrete placement was conducted. The contractor continued backfilling the previously installed piers. Dewatering activity continued.
- On October 23, 2024, a footing subgrade evaluation was conducted. Contractor continued installing shear pins at pier footings. Dewatering activity continued.
- On October 24, 2024, a footing subgrade evaluation was conducted. Water discharge paused.
- On October 25, 2024, a footing subgrade evaluation was conducted. Water discharge paused.

During this reporting week, minimal discharge volume occurred due to dry weather conditions and site activities that did not require active water discharge. SESI is coordinating with the dewatering contractor to track the precise discharge volume and will provide an update once an answer is received.

The locations of the field activities are depicted in **Figure 1**.

B. EXCEEDANCES OF CAMP ACTION LEVELS

- Exceedances were not identified during this reporting period.

Daily air monitoring data is provided in the following OneDrive folder link: 11895A CAMP data

C. CHANGES OR DEVIATIONS FROM ORIGINAL PLANS

- There were no changes or deviations from the approved IRMWP (June 1, 2023) during this reporting period.

2. SAMPLING ACTIVITIES AND ANALYTICAL RESULTS

- PFAS results for the water discharge sample collected on October 9, 2024 were received. No AWQS exceedance identified.

Dewatering activities paused on October 24 and 25. A water sample wasn't collected during this reporting period and will be collected when active discharges occur.

3. ANTICIPATED TASKS FOR NEXT REPORTING PERIOD

SESI anticipates performing the following tasks in the next weekly reporting period:

- Community air monitoring in accordance with the approved CAMP during SOE prep and soil export activities.

If you have any questions, please feel free to call me at (973) 808-9050.

Sincerely,

SESI CONSULTING ENGINEERS, DPC



James Vander Vliet, PE, LSRP
Senior Project Engineer

Attachments:
Figure 1
Figure 2
Photolog

FIGURES

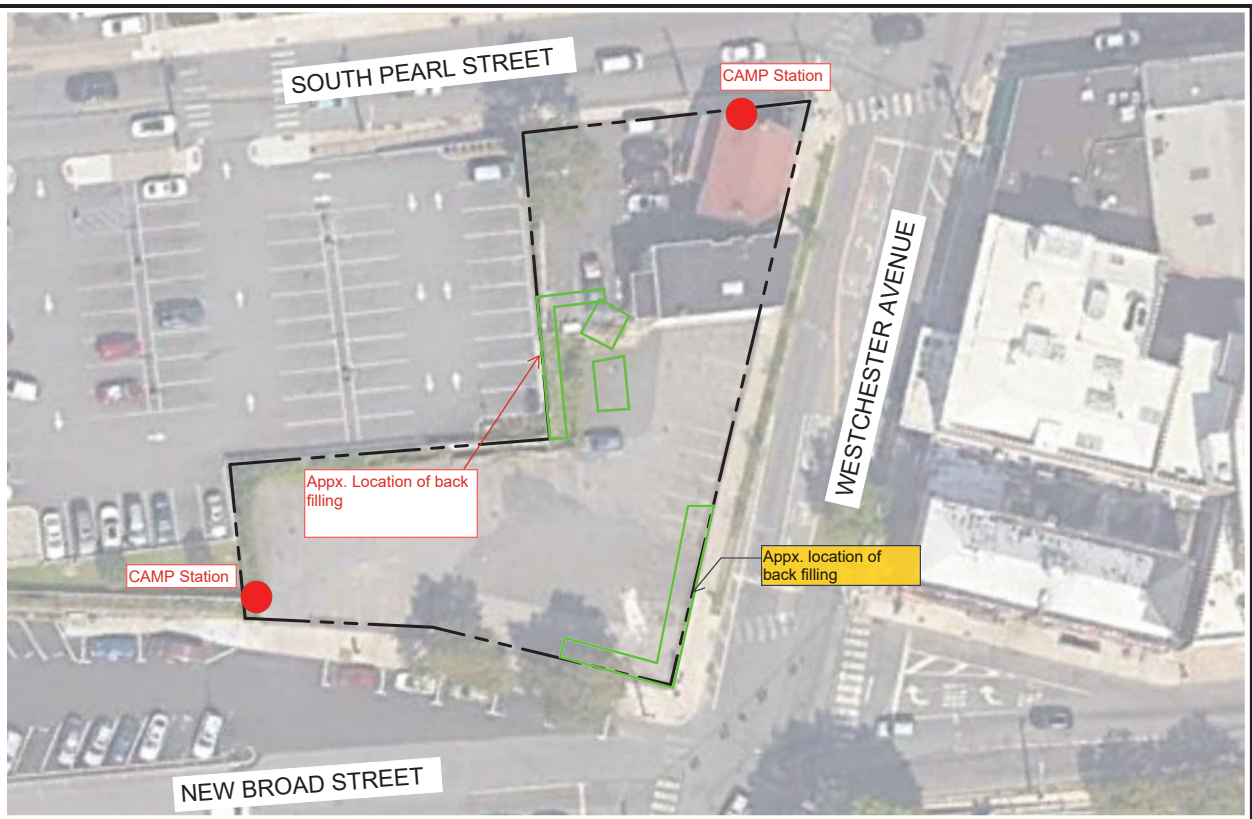

LEGEND:

BCP SITE BOUNDARY

Scale 1"=40'

0 40 80

REFERENCE
SITE SURVEY PREPARED BY RICHARD J. DOMATO, DATED MARCH 5, 2021.

NOTE:
THIS PLAN IS FOR LOCATING SOIL BORINGS ONLY.
OTHER SITE WORK SHOWN HERE IS NOT INTENDED FOR CONSTRUCTION.

NYS Education Law
Unauthorized alterations or additions to this plan are a violation of section 7209 (2) of the New York State Education Law. Copies of this map not having the seal of the engineer shall not be valid.

© SESI CONSULTING ENGINEERS 2024
This drawing and all information contained here on is proprietary information of SESI CONSULTING ENGINEERS and may not be copied or reproduced, either in whole or in part, by any method, without written permission of SESI CONSULTING ENGINEERS

dwg by: AW
chk by: JS
scale: AS NOTED
date: 05/14/2024

SESI CONSULTING ENGINEERS
GEOTECHNICAL | ENVIRONMENTAL | SITE CIVIL
359 ROUTE 46E, 3RD FLOOR, PARSIPPANY, NJ 07054 PH: 973.808.9859

project: REMEDIAL ACTION WORK PLAN
140, 148-150 WESTCHESTER AVENUE
PORT CHESTER, NEW YORK 10573

title: BCP BOUNDARY MAP

job no: 11895A
drawing no:

FIG-1

N:\CADD\11895A\CADD\ENVIRONMENTAL\RAWP\11895 – FIG-1.2 – BCP BOUNDARY MAP.DWG 05/14/24 08:37:51AM, dlan.ward, LAYOUT:FIG-3.1 SAMPLE LOC PLAN

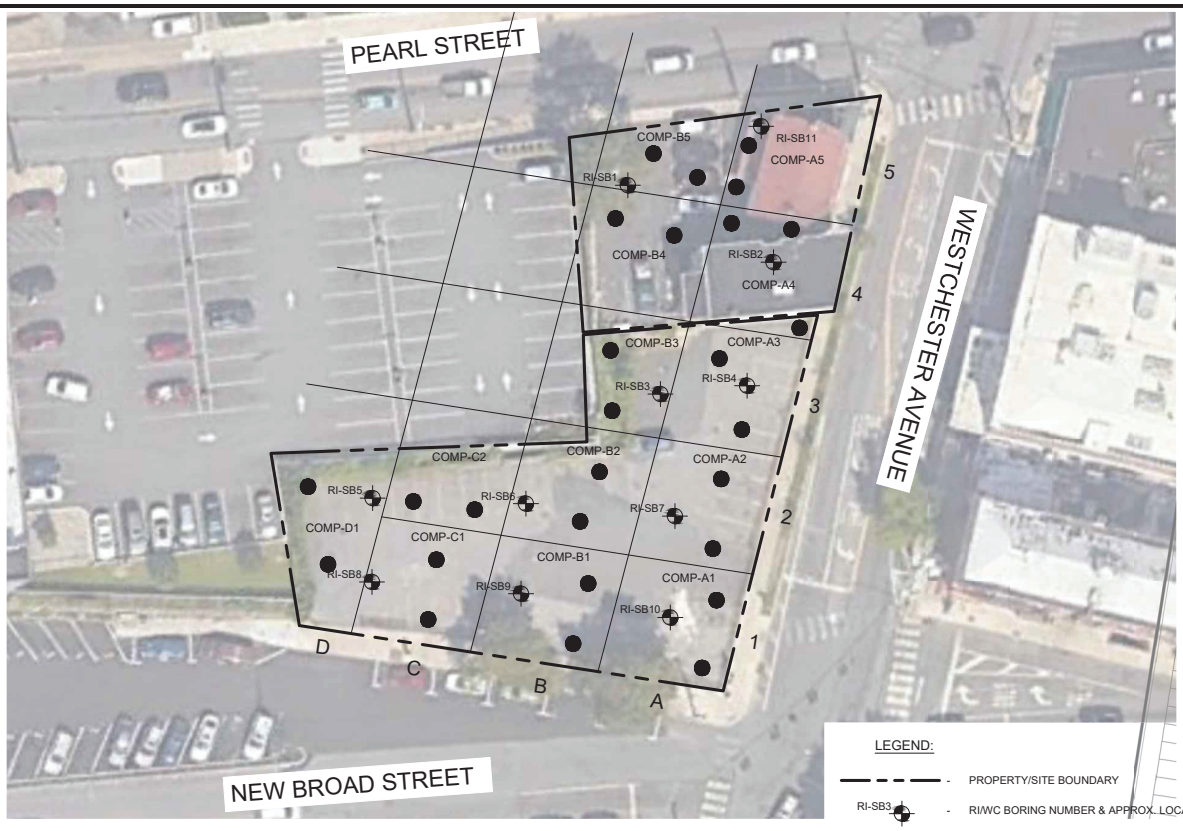

LEGEND:

- PROPERTY/SITE BOUNDARY
- RI/WC BORING NUMBER & APPROX. LOCATION
- WC ONLY BORING NUMBER & APPROX. LOCATION
- 50 X 50 GRIDLINES

Scale 1"=40'

0 40 80

NOTE:
THIS PLAN IS FOR LOCATING SOIL BORINGS ONLY.
OTHER SITE WORK SHOWN HERE IS NOT INTENDED FOR CONSTRUCTION.

REFERENCE
SITE SURVEY PREPARED BY RICHARD J. DOMATO, DATED MARCH 5, 2021.

NYS Education Law
Unauthorized alterations or additions to this plan are a violation of section 7209 (2) of the New York State Education Law. Copies of this map not having the seal of the engineer shall not be valid.

© SESI CONSULTING ENGINEERS 2024
This drawing and all information contained here on is proprietary information of SESI CONSULTING ENGINEERS and may not be copied or reproduced, either in whole or in part, by any method, without written permission of SESI CONSULTING ENGINEERS

dwg by: aas
chk by: FL
scale: N.T.S.
date: 06/09/2022

SESI CONSULTING ENGINEERS
GEOTECHNICAL | ENVIRONMENTAL | SITE/CIVIL
399 ROUTE 46E, 3RD FLOOR, PARSIPPANY, NJ 07054 PH: 973.808.9089

project:
PHASE II INVESTIGATION
140, 148-150 WESTCHESTER AVENUE
PORT CHESTER, NEW YORK 10573

title:
WASTE CHARACTERIZATION
SAMPLE LOCATION PLAN

job no: 11895A
drawing no:

FIG-2

N:\CAD\11895\R\11895 - FIG-4.1 - WC SAMPLE LOC PLAN.DWG 04/09/24 03:54:51PM, dan.ward, LAYOUT:FIG-4.1 WC SAMPLE LOC PLAN

PHOTOLOG



Photo 1: Photograph of backfill



Photo 2: Photograph of backfill compaction



Photo 3: Footing Subgrade



Photo 4: Footing Subgrade

SESI CONSULTING ENGINEERS
GEOTECHNICAL | ENVIRONMENTAL | SITE CIVIL

Principals:

Anthony Castillo, PE
Franz W. Laki, PE
Fuad Dahan, PhD, PE, LSRP
John M. Nederfield, PE
Justin M. Protasiewicz, PE
Jose M. Rodriguez, PE
Michael St. Pierre, PE

November 6, 2024 **via email: Greta.Kowalski@dec.ny.gov**

Ms. Greta Kowalski
Project Manager
NYSDEC
21 S Putt Corners Road
New Paltz, New York 12561

Re: Weekly Report #9 – October 28 to November 1, 2024
Grand Union Hotel Bowling Alley Site
BCP Site # C360222
Port Chester, New York

Dear Ms. Kowalski:

On behalf of our Client, Port Chester OZ Fund III QOZB, LLC (the "Volunteer"), SESI Consulting Engineers (SESI) is pleased to submit a weekly progress report for the Grand Union Hotel Bowling Alley Site (herein referred to as the "Site"). This progress report is for the week of October 28 through November 1, 2024.

1. SUMMARY OF PROJECT ACTIVITIES: Interim Remedial Measures

A. TASKS PERFORMED DURING CURRENT REPORTING PERIOD

SESI, as the Environmental Engineering Consultant for the project, performed or coordinated the performance of the following tasks:

- SESI was on-site from October 28 to November 1, 2024, to conduct and implement the Community Air Monitoring Plan (CAMP) during soil intrusive activities, including rock chipping and soil exporting. During this period, SESI deployed CAMP air monitoring stations at upwind and downwind locations. No exceedances were identified. Water discharges continued.

- Site activities during this reporting week include the following

- On October 28, 2024, contractor continued backfilling the previously installed piers and placing concrete. Dewatering activity continued. Groundwater was pumped into a sedimentation tank, two (2) inline bag filters, two (2) LGPAC Carbtrol L-5 carbon filter tanks, and a clean water holding tank. Clean water was discharged into a storm inlet through a filter bag.
- On October 29, 2024, the contractor continued backfilling the previously installed piers. Dewatering activity continued.
- On October 30, 2024, contractor continued backfilling the previously installed piers and placing concrete. Dewatering activity continued.
- On October 31, 2024, the contractor continued backfilling the previously installed piers. Dewatering activity continued.
- On November 1, 2024, contractor continued backfilling the previously installed piers and placing concrete. Dewatering activity continued.

SESI is coordinating with the dewatering contractor to track the precise discharge volume and will provide an update in the next weekly report.

The locations of the field activities are depicted in **Figure 1**.

B. EXCEEDANCES OF CAMP ACTION LEVELS

- Exceedances were not identified during this reporting period.

Daily air monitoring data is provided in the following OneDrive folder link: 11895A CAMP data

C. CHANGES OR DEVIATIONS FROM ORIGINAL PLANS

- There were no changes or deviations from the approved IRMWP (June 1, 2023) during this reporting period.

2. SAMPLING ACTIVITIES AND ANALYTICAL RESULTS

- SESI will collect a water discharge sample in the following week.

3. ANTICIPATED TASKS FOR NEXT REPORTING PERIOD

SESI anticipates performing the following tasks in the next weekly reporting period:

- Community air monitoring in accordance with the approved CAMP during SOE prep and soil export activities.

If you have any questions, please feel free to call me at (973) 808-9050.

Sincerely,

SESI CONSULTING ENGINEERS, DPC



James Vander Vliet, PE, LSRP
Senior Project Engineer

Attachments:
Figure 1
Figure 2
Photolog

FIGURES

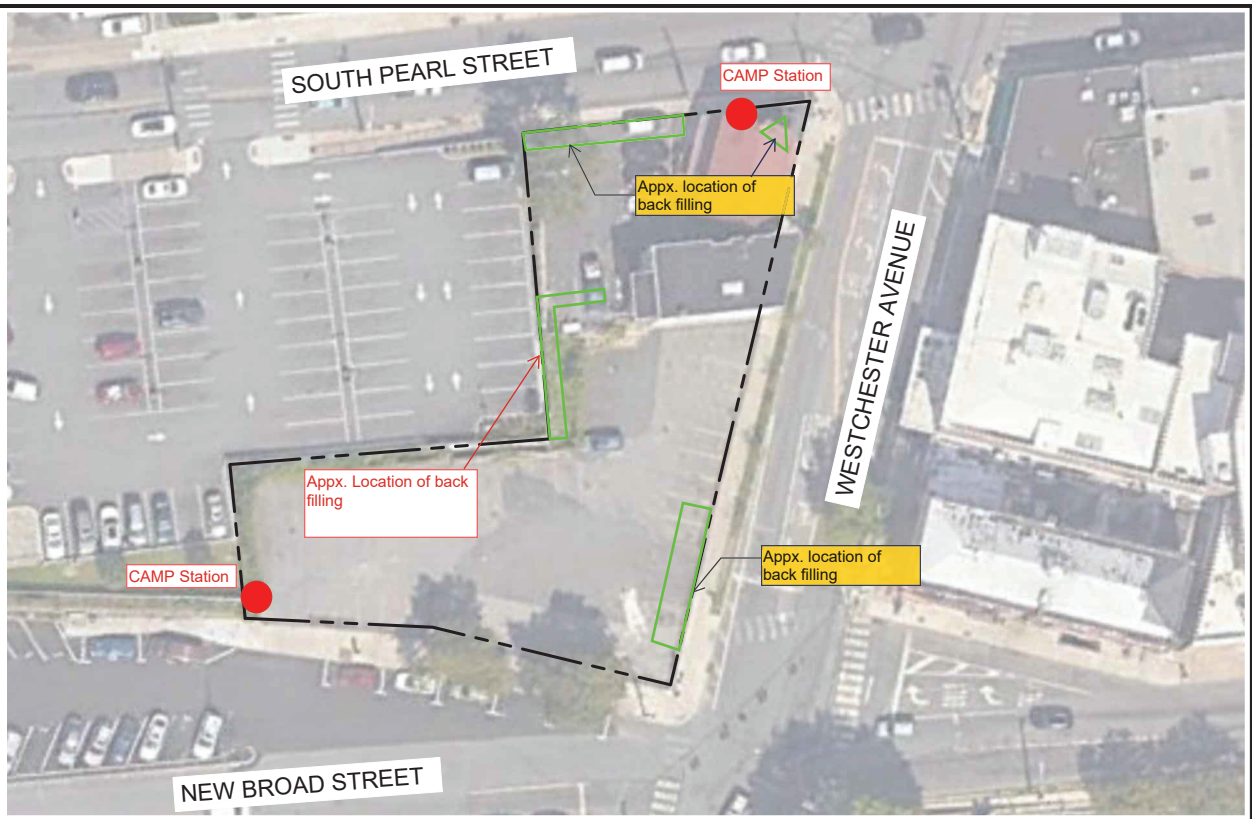

LEGEND:

BCP SITE BOUNDARY

Scale 1"=40'

0 40 80

NYS Education Law
Unauthorized alterations or additions to this plan are a violation of section 7209 (2) of the New York State Education Law. Copies of this map not having the seal of the engineer shall not be valid.

© SESI CONSULTING ENGINEERS 2024
This drawing and all information contained here on is proprietary information of SESI CONSULTING ENGINEERS and may not be copied or reproduced, either in whole or in part, by any method, without written permission of SESI CONSULTING ENGINEERS

REFERENCE
SITE SURVEY PREPARED BY RICHARD J. DOMATO, DATED MARCH 5, 2021.

NOTE:
THIS PLAN IS FOR LOCATING SOIL BORINGS ONLY.
OTHER SITE WORK SHOWN HERE IS NOT INTENDED FOR CONSTRUCTION.

dwg by: AW
chk by: JS
scale: AS NOTED
date: 05/14/2024

SESI CONSULTING ENGINEERS
GEOTECHNICAL | ENVIRONMENTAL | SITE/CIVIL
359 ROUTE 46E, 3RD FLOOR, PARSIPPANY, NJ 07054 PH: 973.808.8859

project:
REMEDIAL ACTION WORK PLAN
140, 148-150 WESTCHESTER AVENUE
PORT CHESTER, NEW YORK 10573

title:
BCP BOUNDARY MAP

job no: 11895A
drawing no:
FIG-1

N:\CAD\11895A\CAD\ENVIRONMENTAL\RAWP\11895 – FIG-1.2 – BCP BOUNDARY MAP.DWG 05/14/24 08:37:51AM, dlan.ward, LAYOUT:FIG-3.1 SAMPLE LOC PLAN

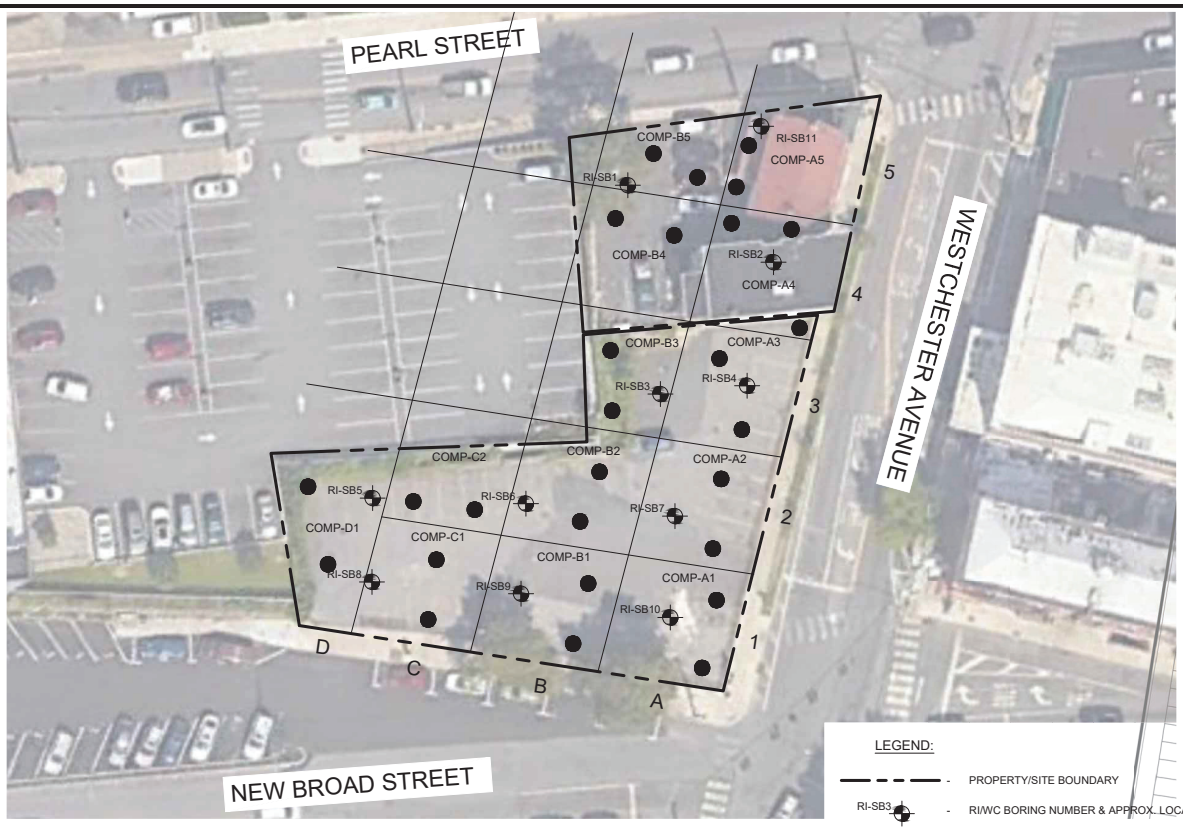

LEGEND:

- PROPERTY/SITE BOUNDARY
- RI/WC BORING NUMBER & APPROX. LOCATION
- WC ONLY BORING NUMBER & APPROX. LOCATION
- 50 X 50 GRIDLINES

Scale 1"=40'

0 40 80

NOTE:
THIS PLAN IS FOR LOCATING SOIL BORINGS ONLY.
OTHER SITE WORK SHOWN HERE IS NOT INTENDED FOR CONSTRUCTION.

REFERENCE
SITE SURVEY PREPARED BY RICHARD J. DOMATO, DATED MARCH 5, 2021.

NYS Education Law
Unauthorized alterations or additions to this plan are a violation of section 7209 (2) of the New York State Education Law. Copies of this map not having the seal of the engineer shall not be valid.

© SESI CONSULTING ENGINEERS 2024
This drawing and all information contained here on is proprietary information of SESI CONSULTING ENGINEERS and may not be copied or reproduced, either in whole or in part, by any method, without written permission of SESI CONSULTING ENGINEERS

dwg by: aas
chk by: FL
scale: N.T.S.
date: 06/09/2022

SESI CONSULTING ENGINEERS
GEOTECHNICAL | ENVIRONMENTAL | SITE/CIVIL
399 ROUTE 46E, 3RD FLOOR, PARSIPPANY, NJ 07054 PH: 973.808.9089

project:
PHASE II INVESTIGATION
140, 148-150 WESTCHESTER AVENUE
PORT CHESTER, NEW YORK 10573

title:
WASTE CHARACTERIZATION
SAMPLE LOCATION PLAN

job no: 11895A
drawing no:

FIG-2

N:\CAD\11895\R\11895 - FIG-4.1 - WC SAMPLE LOC PLAN.DWG 04/09/24 03:54:51PM, dan.ward, LAYOUT:FIG-4.1 WC SAMPLE LOC PLAN

PHOTOLOG



Photo 1: Photograph of backfill



Photo 2: Photograph of backfill compaction



Photo 3: Concrete Placement



Photo 4: Concrete Placement

SESI CONSULTING ENGINEERS
GEOTECHNICAL | ENVIRONMENTAL | SITE CIVIL

Principals:

Anthony Castillo, PE
Franz W. Laki, PE
Fuad Dahan, PhD, PE, LSRP
John M. Nederfield, PE
Justin M. Protasiewicz, PE
Jose M. Rodriguez, PE
Michael St. Pierre, PE

November 12, 2024 **via email: Greta.Kowalski@dec.ny.gov**

Ms. Greta Kowalski
Project Manager
NYSDEC
21 S Putt Corners Road
New Paltz, New York 12561

Re: Weekly Report #10 – November 4 to November 9, 2024
Grand Union Hotel Bowling Alley Site
BCP Site # C360222
Port Chester, New York

Dear Ms. Kowalski:

On behalf of our Client, Port Chester OZ Fund III QOZB, LLC (the "Volunteer"), SESI Consulting Engineers (SESI) is pleased to submit a weekly progress report for the Grand Union Hotel Bowling Alley Site (herein referred to as the "Site"). This progress report is for the week of November 4 through November 9, 2024.

1. SUMMARY OF PROJECT ACTIVITIES: Interim Remedial Measures

A. TASKS PERFORMED DURING CURRENT REPORTING PERIOD

SESI, as the Environmental Engineering Consultant for the project, performed or coordinated the performance of the following tasks:

- SESI was on-site from November 4 to November 9, 2024, to conduct and implement the Community Air Monitoring Plan (CAMP) during soil intrusive activities, including rock chipping and soil exporting. During this period, SESI deployed CAMP air monitoring stations at upwind and downwind locations. No exceedances were identified. Water discharges continued.

- Site activities during this reporting week include the following

- On November 4, 2024, contractor continued backfilling the previously installed piers and chipping rock. Dewatering activity continued. Groundwater was pumped into a sedimentation tank, two (2) inline bag filters, two (2) LGPAC Carbtrol L-5 carbon filter tanks, and a clean water holding tank. Clean water was discharged into a storm inlet through a filter bag. Daily water discharge amounts are tracked starting today. Since the beginning of the project, a total of 3686 gallons of water have been discharged.
- On November 5, 2024, the contractor continued backfilling the previously installed piers. Dewatering activity continued. A total of 6 gallons of water was discharged.
- On November 6, 2024, contractor continued backfilling the previously installed piers and placing concrete. Rock chipping continued. A footing subgrade evaluation was completed. Dewatering activity continued. A total of 16 gallons of water was discharged.
- On November 7, 2024, the contractor continued backfilling the previously installed piers and placing concrete. Dewatering activity continued. A total of 19 gallons of water was discharged.
- On November 8, 2024, contractor continued backfilling the previously installed piers and placing concrete. Dewatering activity continued. A total of 9 gallons of water was discharged.
- On November 9, 2024, contractor continued backfilling the previously installed footings and foundation walls. Dewatering activity continued. A total of 5 gallons of water was discharged.

The locations of the field activities are depicted in **Figure 1**.

B. EXCEEDANCES OF CAMP ACTION LEVELS

- Exceedances were not identified during this reporting period.

Daily air monitoring data is provided in the following OneDrive folder link: 11895A CAMP data

C. CHANGES OR DEVIATIONS FROM ORIGINAL PLANS

- There were no changes or deviations from the approved IRMWP (June 1, 2023) during this reporting period.

2. SAMPLING ACTIVITIES AND ANALYTICAL RESULTS

- A water discharge sample was collected on November 6, 2024. Results are pending.

3. ANTICIPATED TASKS FOR NEXT REPORTING PERIOD

SESI anticipates performing the following tasks in the next weekly reporting period:

- Community air monitoring in accordance with the approved CAMP during SOE prep and soil export activities.

If you have any questions, please feel free to call me at (973) 808-9050.

Sincerely,

SESI CONSULTING ENGINEERS, DPC



James Vander Vliet, PE, LSRP
Senior Project Engineer

Attachments:
Figure 1
Figure 2
Photolog

FIGURES

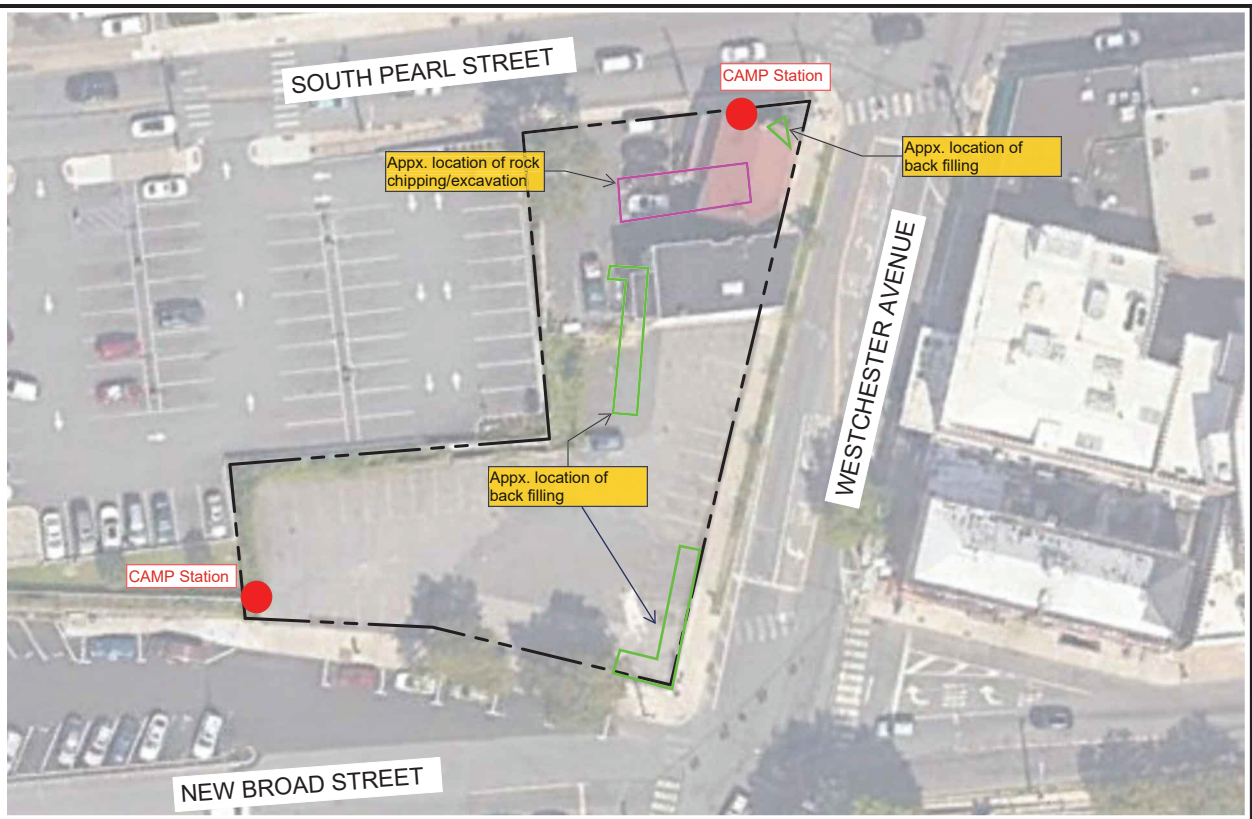

LEGEND:

BCP SITE BOUNDARY

Scale 1"=40'

0 40 80

REFERENCE
SITE SURVEY PREPARED BY RICHARD J. DOMATO, DATED MARCH 5, 2021.

NOTE:
THIS PLAN IS FOR LOCATING SOIL BORINGS ONLY.
OTHER SITE WORK SHOWN HERE IS NOT INTENDED FOR CONSTRUCTION.

NYS Education Law
Unauthorized alterations or additions to this plan are a violation of section 7209 (2) of the New York State Education Law. Copies of this map not having the seal of the engineer shall not be valid.

© SESI CONSULTING ENGINEERS 2024
This drawing and all information contained here on is proprietary information of SESI CONSULTING ENGINEERS and may not be copied or reproduced, either in whole or in part, by any method, without written permission of SESI CONSULTING ENGINEERS

dwg by: AW
chk by: JS
scale: AS NOTED
date: 05/14/2024

SESI CONSULTING ENGINEERS
GEOTECHNICAL | ENVIRONMENTAL | SITE CIVIL
359 ROUTE 46E, 3RD FLOOR, PARSIPPANY, NJ 07054 PH: 973.808.8859

project:
REMEDIAL ACTION WORK PLAN
140, 148-150 WESTCHESTER AVENUE
PORT CHESTER, NEW YORK 10573

title:
BCP BOUNDARY MAP

job no: 11895A
drawing no:
FIG-1

N:\CAD\11895A\CAD\ENVIRONMENTAL\RAWP\11895 – FIG-1.2 – BCP BOUNDARY MAP.DWG 05/14/24 08:37:51AM, dlan.ward, LAYOUT:FIG-3.1 SAMPLE LOC PLAN

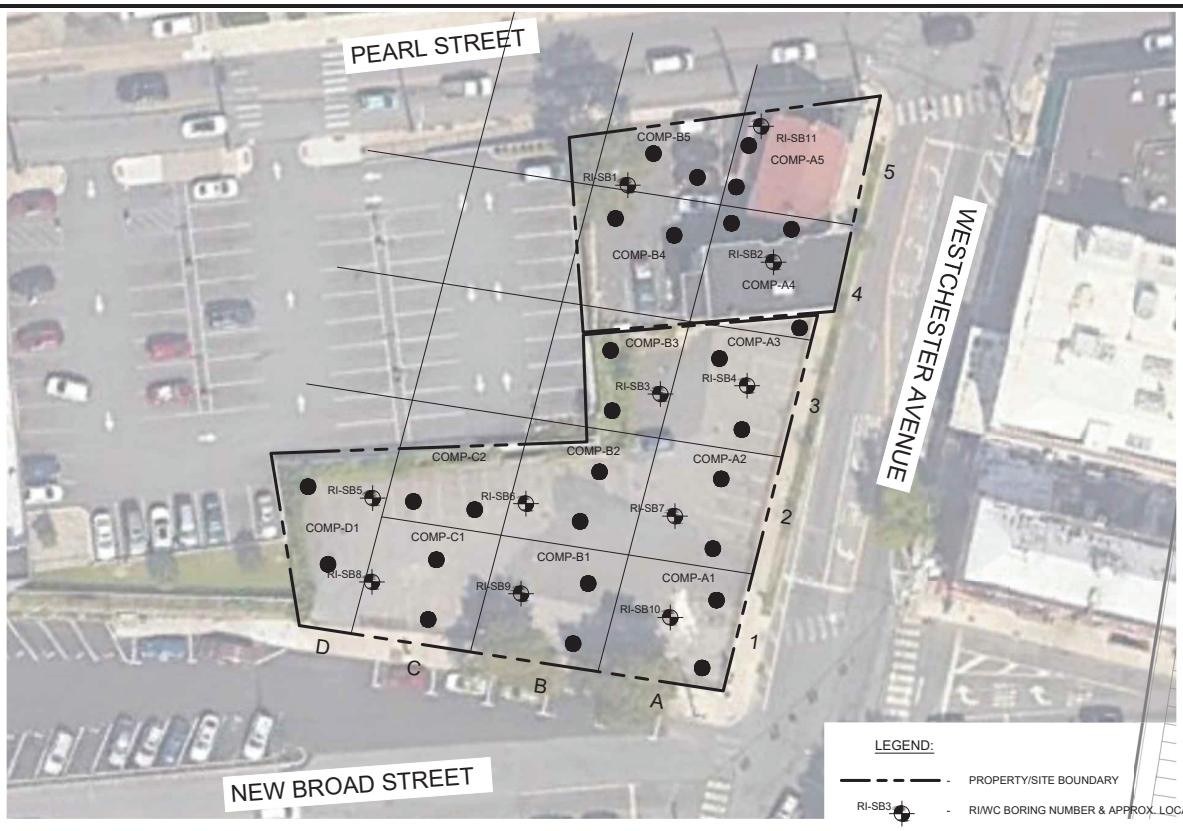

LEGEND:

- PROPERTY/SITE BOUNDARY
- RI/WC BORING NUMBER & APPROX. LOCATION
- WC ONLY BORING NUMBER & APPROX. LOCATION
- 50 X 50 GRIDLINES

Scale 1"=40'

0 40 80

NOTE:
THIS PLAN IS FOR LOCATING SOIL BORINGS ONLY.
OTHER SITE WORK SHOWN HERE IS NOT INTENDED FOR CONSTRUCTION.

REFERENCE
SITE SURVEY PREPARED BY RICHARD J. DOMATO, DATED MARCH 5, 2021.

NYS Education Law
Unauthorized alterations or additions to this plan are a violation of section 7209 (2) of the New York State Education Law. Copies of this map not having the seal of the engineer shall not be valid.

© SESI CONSULTING ENGINEERS 2024
This drawing and all information contained here on is proprietary information of SESI CONSULTING ENGINEERS and may not be copied or reproduced, either in whole or in part, by any method, without written permission of SESI CONSULTING ENGINEERS

dwg by: aas
chk by: FL
scale: N.T.S.
date: 06/09/2022

SESI CONSULTING ENGINEERS
GEOTECHNICAL | ENVIRONMENTAL | SITE/CIVIL
399 ROUTE 46E, 3RD FLOOR, PARSIPPANY, NJ 07054 PH: 973.808.9089

project:
PHASE II INVESTIGATION
140, 148-150 WESTCHESTER AVENUE
PORT CHESTER, NEW YORK 10573

title:
WASTE CHARACTERIZATION
SAMPLE LOCATION PLAN

job no: 11895A
drawing no:

FIG-2

N:\CAD\11895\R\11895 - FIG-4.1 - WC SAMPLE LOC PLAN.DWG 04/09/24 03:54:51PM, dan.ward, LAYOUT:FIG-4.1 WC SAMPLE LOC PLAN

PHOTOLOG



Photo 1: Photograph of rock chipping



Photo 2: Photograph of backfill compaction



Photo 3: Concrete Placement



Photo 4: Backfilling

SESI CONSULTING ENGINEERS
GEOTECHNICAL | ENVIRONMENTAL | SITE CIVIL

Principals:

Anthony Castillo, PE
Franz W. Laki, PE
Fuad Dahan, PhD, PE, LSRP
John M. Nederfield, PE
Justin M. Protasiewicz, PE
Jose M. Rodriguez, PE
Michael St. Pierre, PE

November 21, 2024 **via email: Greta.Kowalski@dec.ny.gov**

Ms. Greta Kowalski
Project Manager
NYSDEC
21 S Putt Corners Road
New Paltz, New York 12561

Re: Weekly Report #11 – November 11 to November 15, 2024
Grand Union Hotel Bowling Alley Site
BCP Site # C360222
Port Chester, New York

Dear Ms. Kowalski:

On behalf of our Client, Port Chester OZ Fund III QOZB, LLC (the "Volunteer"), SESI Consulting Engineers (SESI) is pleased to submit a weekly progress report for the Grand Union Hotel Bowling Alley Site (herein referred to as the "Site"). This progress report is for the week of November 11 through November 15, 2024.

1. SUMMARY OF PROJECT ACTIVITIES: Interim Remedial Measures

A. TASKS PERFORMED DURING CURRENT REPORTING PERIOD

SESI, as the Environmental Engineering Consultant for the project, performed or coordinated the performance of the following tasks:

- SESI was on-site from November 11 to November 15, 2024, to conduct and implement the Community Air Monitoring Plan (CAMP) during soil intrusive activities, including rock chipping and soil exporting. During this period, SESI deployed CAMP air monitoring stations at upwind and downwind locations. No exceedances were identified. Water discharges continued.

- Site activities during this reporting week include the following:

- On November 11, 2024, contractor continued backfilling the previously installed piers and chipping rock. Concrete placement continued. Dewatering activity continued. Groundwater was pumped into a sedimentation tank, two (2) inline bag filters, two (2) LGPAC Carbtrol L-5 carbon filter tanks, and a clean water holding tank. Clean water was discharged into a storm inlet through a filter bag. Daily water discharge amounts are tracked starting today. A total of 22 gallons of water was discharged.
- On November 12, 2024, the contractor continued excavating the eastern wall. Dewatering activity continued. A total of 12 gallons of water was discharged.
- On November 13, 2024, the contractor continued excavating the eastern wall and placing concrete. Rock chipping continued. A footing subgrade evaluation was completed. Dewatering activity continued. A total of 7 gallons of water was discharged.
- On November 14, 2024, the contractor continued backfilling the previously installed piers and placing concrete. Dewatering activity continued. A total of 22 gallons of water was discharged.
- On November 15, 2024, the contractor continued backfilling the previously installed piers and placing concrete. Dewatering activity continued. A total of 68 gallons of water was discharged.

The locations of the field activities are depicted in **Figure 1**.

B. EXCEEDANCES OF CAMP ACTION LEVELS

- Exceedances were not identified during this reporting period. On November 12, AMS-1 encountered an error and did not record any data. SESI field employee did not observe visible dust on this recording day. A replacement unit was brought to site on November 13.

Daily air monitoring data is provided in the following OneDrive folder link: 11895A CAMP data

C. CHANGES OR DEVIATIONS FROM ORIGINAL PLANS

- There were no changes or deviations from the approved IRMWP (June 1, 2023) during this reporting period.

2. SAMPLING ACTIVITIES AND ANALYTICAL RESULTS

- Results for the water discharge sample collected on November 6, 2024 were received.
- VOCs, PFAS, pesticides, PCBs, and 1,4-dioxane were not detected.
- No SVOCs were detected at levels exceeding the AWQS.
- Sodium was detected at a concentration of 235 mg/L, exceeding the AWQS of 20 mg/L.

3. ANTICIPATED TASKS FOR NEXT REPORTING PERIOD

SESI anticipates performing the following tasks in the next weekly reporting period:

- Community air monitoring in accordance with the approved CAMP during SOE prep and soil export activities.

If you have any questions, please feel free to call me at (973) 808-9050.

Sincerely,

SESI CONSULTING ENGINEERS, DPC



James Vander Vliet, PE, LSRP
Senior Project Engineer

Attachments:
Figure 1
Figure 2
Photolog

FIGURES

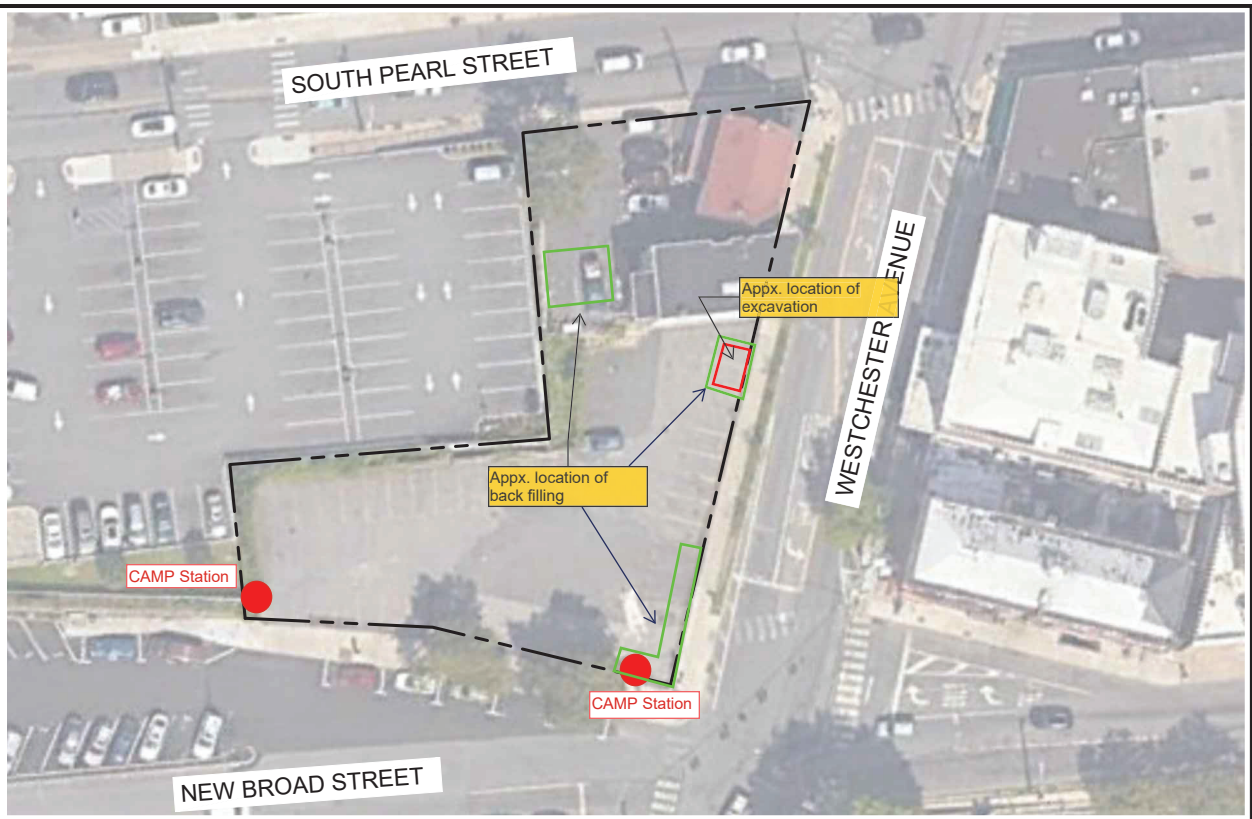

LEGEND:

BCP SITE BOUNDARY

Scale 1"=40'

0 40 80

REFERENCE
SITE SURVEY PREPARED BY RICHARD J. DOMATO, DATED MARCH 5, 2021.

NOTE:
THIS PLAN IS FOR LOCATING SOIL BORINGS ONLY.
OTHER SITE WORK SHOWN HERE IS NOT INTENDED FOR CONSTRUCTION.

NYS Education Law
Unauthorized alterations or additions to this plan are a violation of section 7209 (2) of the New York State Education Law. Copies of this map not having the seal of the engineer shall not be valid.

© SESI CONSULTING ENGINEERS 2024
This drawing and all information contained here on is proprietary information of SESI CONSULTING ENGINEERS and may not be copied or reproduced, either in whole or in part, by any method, without written permission of SESI CONSULTING ENGINEERS

dwg by: AW
chk by: JS
scale: AS NOTED
date: 05/14/2024

SESI CONSULTING ENGINEERS
GEOTECHNICAL | ENVIRONMENTAL | SITE/CIVIL
359 ROUTE 46E, 3RD FLOOR, PARSIPPANY, NJ 07054 PH: 973.808.9089

project:
REMEDIAL ACTION WORK PLAN
140, 148-150 WESTCHESTER AVENUE
PORT CHESTER, NEW YORK 10573

title:
BCP BOUNDARY MAP

job no: 11895A
drawing no:
FIG-1

N:\CAD\11895A\CAD\ENVIRONMENTAL\RAWP\11895 – FIG-1.2 – BCP BOUNDARY MAP.DWG 05/14/24 08:37:51AM, dlan.ward, LAYOUT:FIG-3.1 SAMPLE LOC PLAN

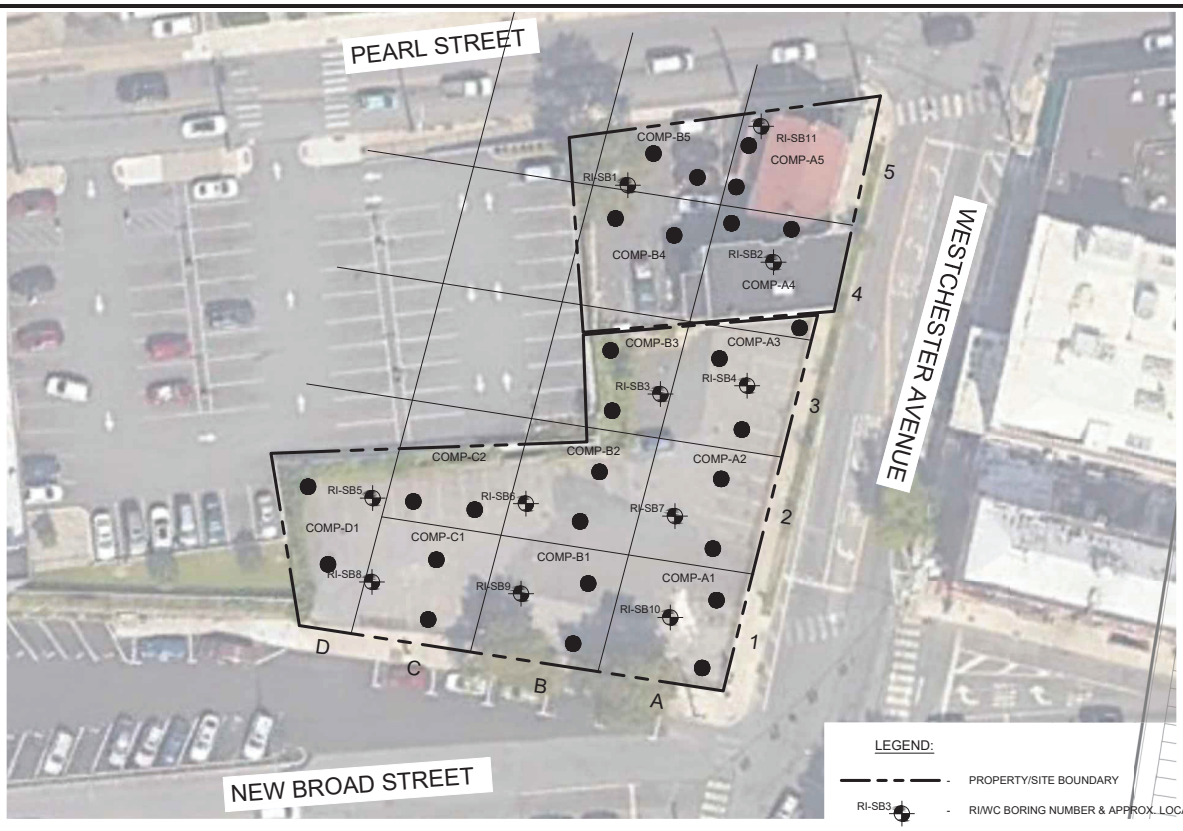

LEGEND:

- PROPERTY/SITE BOUNDARY
- RI/WC BORING NUMBER & APPROX. LOCATION
- WC ONLY BORING NUMBER & APPROX. LOCATION
- 50 X 50 GRIDLINES

Scale 1"=40'

0 40 80

NOTE:
THIS PLAN IS FOR LOCATING SOIL BORINGS ONLY.
OTHER SITE WORK SHOWN HERE IS NOT INTENDED FOR CONSTRUCTION.

REFERENCE
SITE SURVEY PREPARED BY RICHARD J. DOMATO, DATED MARCH 5, 2021.

NYS Education Law
Unauthorized alterations or additions to this plan are a violation of section 7209 (2) of the New York State Education Law. Copies of this map not having the seal of the engineer shall not be valid.

© SESI CONSULTING ENGINEERS 2024
This drawing and all information contained here on is proprietary information of SESI CONSULTING ENGINEERS and may not be copied or reproduced, either in whole or in part, by any method, without written permission of SESI CONSULTING ENGINEERS

dwg by: aas
chk by: FL
scale: N.T.S.
date: 06/09/2022

SESI CONSULTING ENGINEERS
GEOTECHNICAL | ENVIRONMENTAL | SITE/CIVIL
399 ROUTE 46E, 3RD FLOOR, PARSIPPANY, NJ 07054 PH: 973.808.9089

project:
PHASE II INVESTIGATION
140, 148-150 WESTCHESTER AVENUE
PORT CHESTER, NEW YORK 10573

title:
WASTE CHARACTERIZATION
SAMPLE LOCATION PLAN

job no: 11895A
drawing no:

FIG-2

N:\CAD\11895\R\11895 - FIG-4.1 - WC SAMPLE LOC PLAN.DWG 04/09/24 03:54:51PM, dan.ward, LAYOUT:FIG-4.1 WC SAMPLE LOC PLAN

PHOTOLOG



Photo 1: Photograph of dewatering



Photo 2: Photograph of backfill compaction



Photo 3: Concrete Placement



Photo 4: Backfilling

SESI CONSULTING ENGINEERS
GEOTECHNICAL | ENVIRONMENTAL | SITE CIVIL

Principals:

Anthony Castillo, PE
Franz W. Laki, PE
Fuad Dahan, PhD, PE, LSRP
John M. Nederfield, PE
Justin M. Protasiewicz, PE
Jose M. Rodriguez, PE
Michael St. Pierre, PE

November 27, 2024 **via email: Greta.Kowalski@dec.ny.gov**

Ms. Greta Kowalski
Project Manager
NYSDEC
21 S Putt Corners Road
New Paltz, New York 12561

Re: Weekly Report #12 – November 18 to November 23, 2024
Grand Union Hotel Bowling Alley Site
BCP Site # C360222
Port Chester, New York

Dear Ms. Kowalski:

On behalf of our Client, Port Chester OZ Fund III QOZB, LLC (the "Volunteer"), SESI Consulting Engineers (SESI) is pleased to submit a weekly progress report for the Grand Union Hotel Bowling Alley Site (herein referred to as the "Site"). This progress report is for the week of November 18 through November 23, 2024.

1. SUMMARY OF PROJECT ACTIVITIES: Interim Remedial Measures

A. TASKS PERFORMED DURING CURRENT REPORTING PERIOD

SESI, as the Environmental Engineering Consultant for the project, performed or coordinated the performance of the following tasks:

- SESI was on-site from November 18 to November 23, 2024, to conduct and implement the Community Air Monitoring Plan (CAMP) during soil intrusive activities, including rock chipping and soil exporting. During this period, SESI deployed CAMP air monitoring stations at upwind and downwind locations. No exceedances were identified. Water discharges continued.

- Site activities during this reporting week include the following:

- On November 18, 2024, contractor continued placing concrete. Dewatering activity paused.
- On November 19, 2024, the contractor continued filling behind the elevator shaft wall and adjacent walls and placing concrete. Dewatering activity paused.
- On November 20, 2024, the contractor continued filling behind the elevator shaft wall and adjacent walls and placing concrete. Dewatering activity resumed. Groundwater was pumped into a sedimentation tank, two (2) inline bag filters, two (2) LGPAC Carbtrol L-5 carbon filter tanks, and a clean water holding tank. Clean water was discharged into a storm inlet through a filter bag. A total of 13 gallons of water was discharged.
- On November 21, 2024, work paused due to heavy rain. Dewatering activity paused.
- On November 22, 2024, the contractor continued backfilling behind the wall adjacent to Westchester Avenue and placing concrete. The contractor began line drilling adjacent to the existing wall. Dewatering activity resumed. A total of 82 gallons of water was discharged.
- On November 23, 2024, the contractor continued the line drilling adjacent to the existing wall. Dewatering activity continued. A total of 71 gallons of water was discharged.

The locations of the field activities are depicted in **Figure 1**.

B. EXCEEDANCES OF CAMP ACTION LEVELS

- Exceedances were not identified during this reporting period.
- On November 19, due to issues with the batteries in the CAMP monitors, data was not recorded for portions of the day. No visible dust was observed during the reporting period.
- On November 20, the inspector noticed that the CAMP units were not reporting data back to the server in the morning. This inspector spoke with a representative from Triumvirate, who resolved the issue later in the day. No observable dust was noted during this reporting day.

Daily air monitoring data is provided in the following OneDrive folder link: 11895A CAMP data

C. CHANGES OR DEVIATIONS FROM ORIGINAL PLANS

- There were no changes or deviations from the approved IRMWP (June 1, 2023) during this reporting period.

2. SAMPLING ACTIVITIES AND ANALYTICAL RESULTS

- No sampling was conducted during this reporting period.

3. ANTICIPATED TASKS FOR NEXT REPORTING PERIOD

SESI anticipates performing the following tasks in the next weekly reporting period:

- Community air monitoring in accordance with the approved CAMP during SOE prep and soil export activities.

If you have any questions, please feel free to call me at (973) 808-9050.

Sincerely,

SESI CONSULTING ENGINEERS, DPC



James Vander Vliet, PE, LSRP
Senior Project Engineer

Attachments:
Figure 1
Figure 2
Photolog

FIGURES

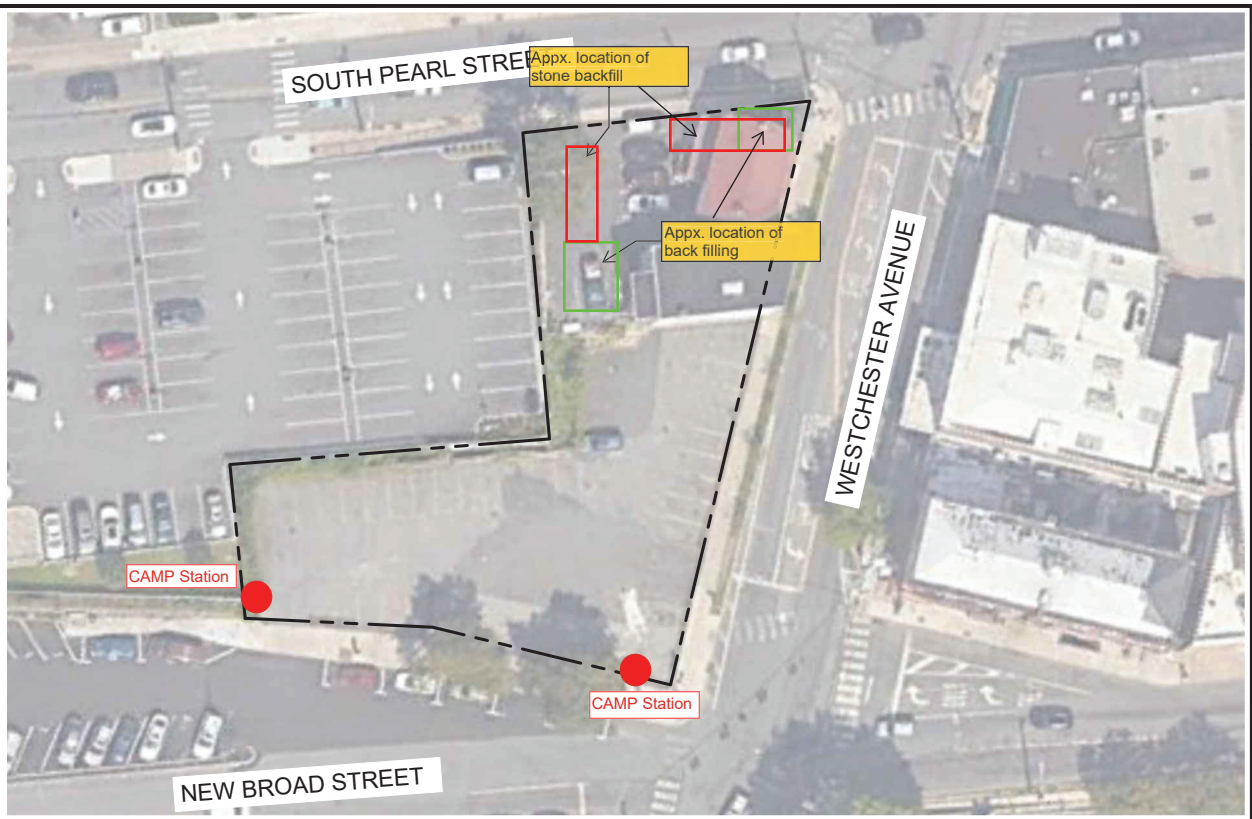

LEGEND:

BCP SITE BOUNDARY

Scale 1"=40'

0 40 80

REFERENCE
SITE SURVEY PREPARED BY RICHARD J. DOMATO, DATED MARCH 5, 2021.

NOTE:
THIS PLAN IS FOR LOCATING SOIL BORINGS ONLY.
OTHER SITE WORK SHOWN HERE IS NOT INTENDED FOR CONSTRUCTION.

NYS Education Law
Unauthorized alterations or additions to this plan are a violation of section 7209 (2) of the New York State Education Law. Copies of this map not having the seal of the engineer shall not be valid.

© SESI CONSULTING ENGINEERS 2024
This drawing and all information contained here on is proprietary information of SESI CONSULTING ENGINEERS and may not be copied or reproduced, either in whole or in part, by any method, without written permission of SESI CONSULTING ENGINEERS

dwg by: AW
chk by: JS
scale: AS NOTED
date: 05/14/2024

SESI CONSULTING ENGINEERS
GEOTECHNICAL | ENVIRONMENTAL | SITE/CIVIL
399 ROUTE 46E, 3RD FLOOR, PARSIPPANY, NJ 07054 PH: 973.808.9050

project:
REMEDIAL ACTION WORK PLAN
140, 148-150 WESTCHESTER AVENUE
PORT CHESTER, NEW YORK 10573

title:
BCP BOUNDARY MAP

job no: 11895A
drawing no:
FIG-1

N:\CAD\11895A\CAD\ENVIRONMENTAL\RAWP\11895 – FIG-1.2 – BCP BOUNDARY MAP.DWG 05/14/24 08:37:51AM, dlan.ward, LAYOUT:FIG-3.1 SAMPLE LOC PLAN

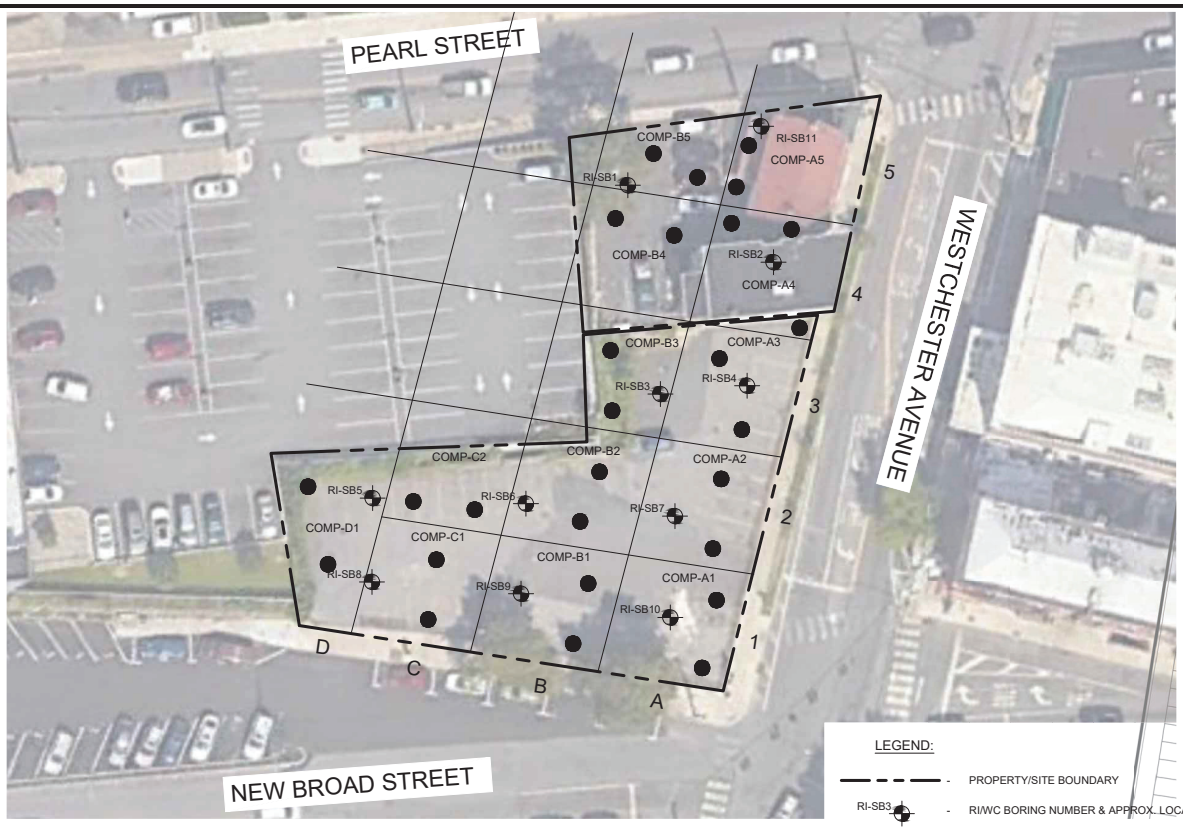

LEGEND:

- PROPERTY/SITE BOUNDARY
- RI/WC BORING NUMBER & APPROX. LOCATION
- WC ONLY BORING NUMBER & APPROX. LOCATION
- 50 X 50 GRIDLINES

Scale 1"=40'

0 40 80

NOTE:
THIS PLAN IS FOR LOCATING SOIL BORINGS ONLY.
OTHER SITE WORK SHOWN HERE IS NOT INTENDED FOR CONSTRUCTION.

REFERENCE
SITE SURVEY PREPARED BY RICHARD J. DOMATO, DATED MARCH 5, 2021.

NYS Education Law
Unauthorized alterations or additions to this plan are a violation of section 7209 (2) of the New York State Education Law. Copies of this map not having the seal of the engineer shall not be valid.

© SESI CONSULTING ENGINEERS 2024
This drawing and all information contained here on is proprietary information of SESI CONSULTING ENGINEERS and may not be copied or reproduced, either in whole or in part, by any method, without written permission of SESI CONSULTING ENGINEERS

dwg by: aas
chk by: FL
scale: N.T.S.
date: 06/09/2022

SESI CONSULTING ENGINEERS
GEOTECHNICAL | ENVIRONMENTAL | SITE/CIVIL
399 ROUTE 46E, 3RD FLOOR, PARSIPPANY, NJ 07054 PH: 973.808.9089

project:
PHASE II INVESTIGATION
140, 148-150 WESTCHESTER AVENUE
PORT CHESTER, NEW YORK 10573

title:
WASTE CHARACTERIZATION
SAMPLE LOCATION PLAN

job no: 11895A
drawing no:

FIG-2

N:\CAD\11895\R\11895 - FIG-4.1 - WC SAMPLE LOC PLAN.DWG 04/09/24 03:54:51PM, dan.ward, LAYOUT:FIG-4.1 WC SAMPLE LOC PLAN

PHOTOLOG



Photo 1: Photograph of backfilling behind the wall



Photo 2: Photograph of stone importing



Photo 3: Compaction



Photo 4: Line drilling

SESI CONSULTING ENGINEERS
GEOTECHNICAL | ENVIRONMENTAL | SITE CIVIL

Principals:

Anthony Castillo, PE
Franz W. Laki, PE
Fuad Dahan, PhD, PE, LSRP
John M. Nederfield, PE
Justin M. Protasiewicz, PE
Jose M. Rodriguez, PE
Michael St. Pierre, PE

December 4, 2024 **via email: Greta.Kowalski@dec.ny.gov**

Ms. Greta Kowalski
Project Manager
NYSDEC
21 S Putt Corners Road
New Paltz, New York 12561

Re: Weekly Report #13 – November 25 to November 30, 2024
Grand Union Hotel Bowling Alley Site
BCP Site # C360222
Port Chester, New York

Dear Ms. Kowalski:

On behalf of our Client, Port Chester OZ Fund III QOZB, LLC (the "Volunteer"), SESI Consulting Engineers (SESI) is pleased to submit a weekly progress report for the Grand Union Hotel Bowling Alley Site (herein referred to as the "Site"). This progress report is for the week of November 25 through November 30, 2024.

1. SUMMARY OF PROJECT ACTIVITIES: Interim Remedial Measures

A. TASKS PERFORMED DURING CURRENT REPORTING PERIOD

SESI, as the Environmental Engineering Consultant for the project, performed or coordinated the performance of the following tasks:

- SESI was on-site from November 25 to November 30, 2024 (Excluding November 28, Thanksgiving holiday) to conduct and implement the Community Air Monitoring Plan (CAMP) during soil intrusive activities, including rock chipping and soil exporting. During this period, SESI deployed CAMP air monitoring stations at upwind and downwind locations. No exceedances were identified. Water discharges continued.

- Site activities during this reporting week include the following:

- On November 25, 2024, the contractor continued the line drilling adjacent to the existing wall and backfilling the wall adjacent to Westchester Ave. Dewatering activity continued. Groundwater was pumped into a sedimentation tank, two (2) inline bag filters, two (2) LGPAC Carbtrol L-5 carbon filter tanks, and a clean water holding tank. Clean water was discharged into a storm inlet through a filter bag. A total of 96 gallons of water was discharged.
- On November 26, 2024, the contractor continued line drilling at the existing wall. Dewatering activity continued. A total of 44 gallons of water was discharged.
- On November 27, 2024, the contractor started backfilling the upper wall and line drilling at the existing wall. Dewatering activity continued. A total of one (1) gallon of water was discharged.
- On November 29, 2024, the contractor continued backfilling the upper wall and continued line drilling at the existing wall. Dewatering activity continued. A total of 130 gallons of water was discharged.
- On November 30, 2024, the contractor continued line drilling at the existing wall. Dewatering activity continued. A total of 25 gallons of water was discharged.

The locations of the field activities are depicted in **Figure 1**.

B. EXCEEDANCES OF CAMP ACTION LEVELS

- Exceedances were not identified during this reporting period.
- On November 29, data failed to upload to the server after 8:22 am. SESI representative monitored both AMS-1 and AMS-2 stations in real time throughout the day. No exceedances identified. No observable dust was noted during this reporting day.

Daily air monitoring data is provided in the following OneDrive folder link: 11895A CAMP data

C. CHANGES OR DEVIATIONS FROM ORIGINAL PLANS

- There were no changes or deviations from the approved IRMWP (June 1, 2023) during this reporting period.

2. SAMPLING ACTIVITIES AND ANALYTICAL RESULTS

- No sampling was conducted during this reporting period. SESI plans to collect an additional sample during the next reporting period.

3. ANTICIPATED TASKS FOR NEXT REPORTING PERIOD

SESI anticipates performing the following tasks in the next weekly reporting period:

- Community air monitoring in accordance with the approved CAMP during SOE prep and soil export activities.

If you have any questions, please feel free to call me at (973) 808-9050.

Sincerely,

SESI CONSULTING ENGINEERS, DPC



James Vander Vliet, PE, LSRP
Senior Project Engineer

Attachments:
Figure 1
Figure 2
Photolog

FIGURES

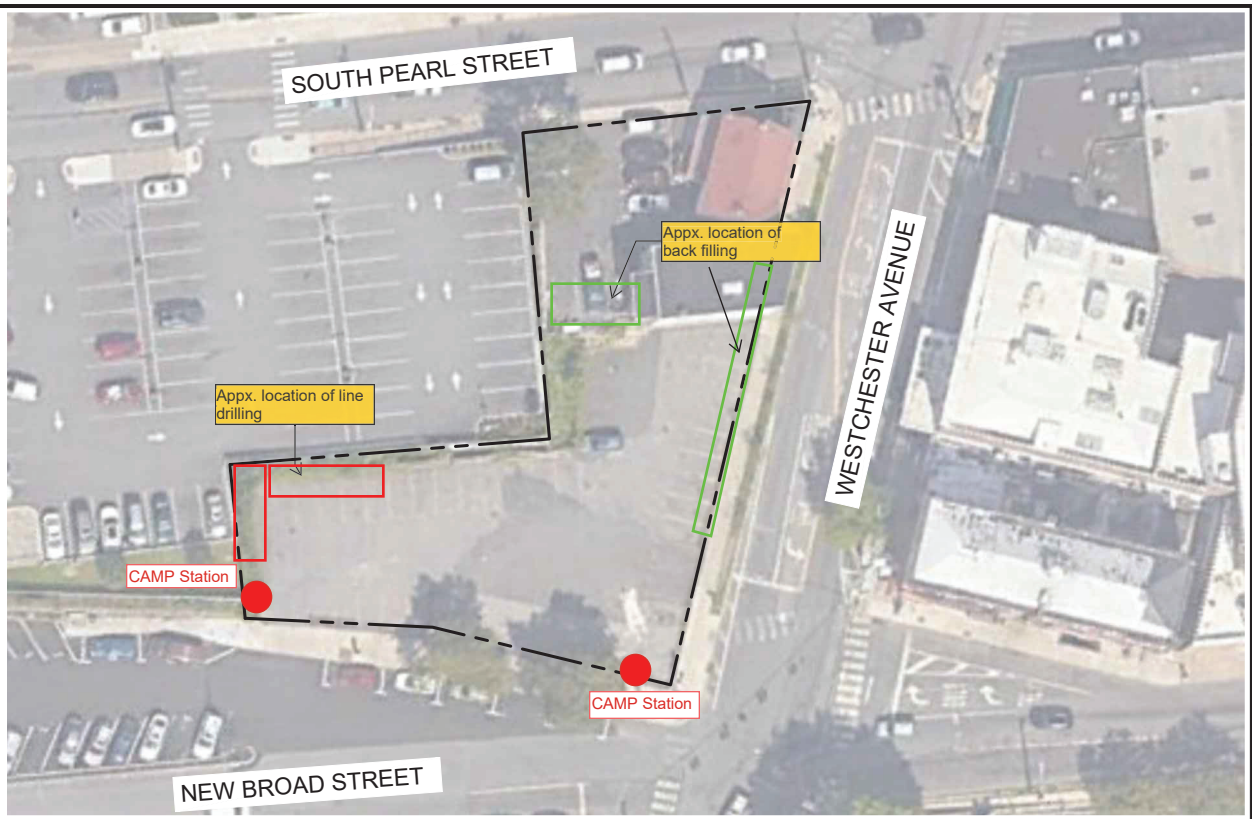

LEGEND:

BCP SITE BOUNDARY

Scale 1"=40'

0 40 80

NYS Education Law
Unauthorized alterations or additions to this plan are a violation of section 7209 (2) of the New York State Education Law. Copies of this map not having the seal of the engineer shall not be valid.

© SESI CONSULTING ENGINEERS 2024
This drawing and all information contained here on is proprietary information of SESI CONSULTING ENGINEERS and may not be copied or reproduced, either in whole or in part, by any method, without written permission of SESI CONSULTING ENGINEERS

REFERENCE
SITE SURVEY PREPARED BY RICHARD J. DOMATO, DATED MARCH 5, 2021.

NOTE:
THIS PLAN IS FOR LOCATING SOIL BORINGS ONLY.
OTHER SITE WORK SHOWN HERE IS NOT INTENDED FOR CONSTRUCTION.

dwg by: AW
chk by: JS
scale: AS NOTED
date: 05/14/2024

SESI CONSULTING ENGINEERS
GEOTECHNICAL | ENVIRONMENTAL | SITE/CIVIL
399 ROUTE 46E, 3RD FLOOR, PARSIPPANY, NJ 07054 PH: 973.808.9859

project:
REMEDIAL ACTION WORK PLAN
140, 148-150 WESTCHESTER AVENUE
PORT CHESTER, NEW YORK 10573

title:
BCP BOUNDARY MAP

job no: 11895A
drawing no:
FIG-1

N:\CAD\11895A\CAD\ENVIRONMENTAL\RAWP\11895 – FIG-1.2 – BCP BOUNDARY MAP.DWG 05/14/24 08:37:51AM, dlan.ward, LAYOUT:FIG-3.1 SAMPLE LOC PLAN

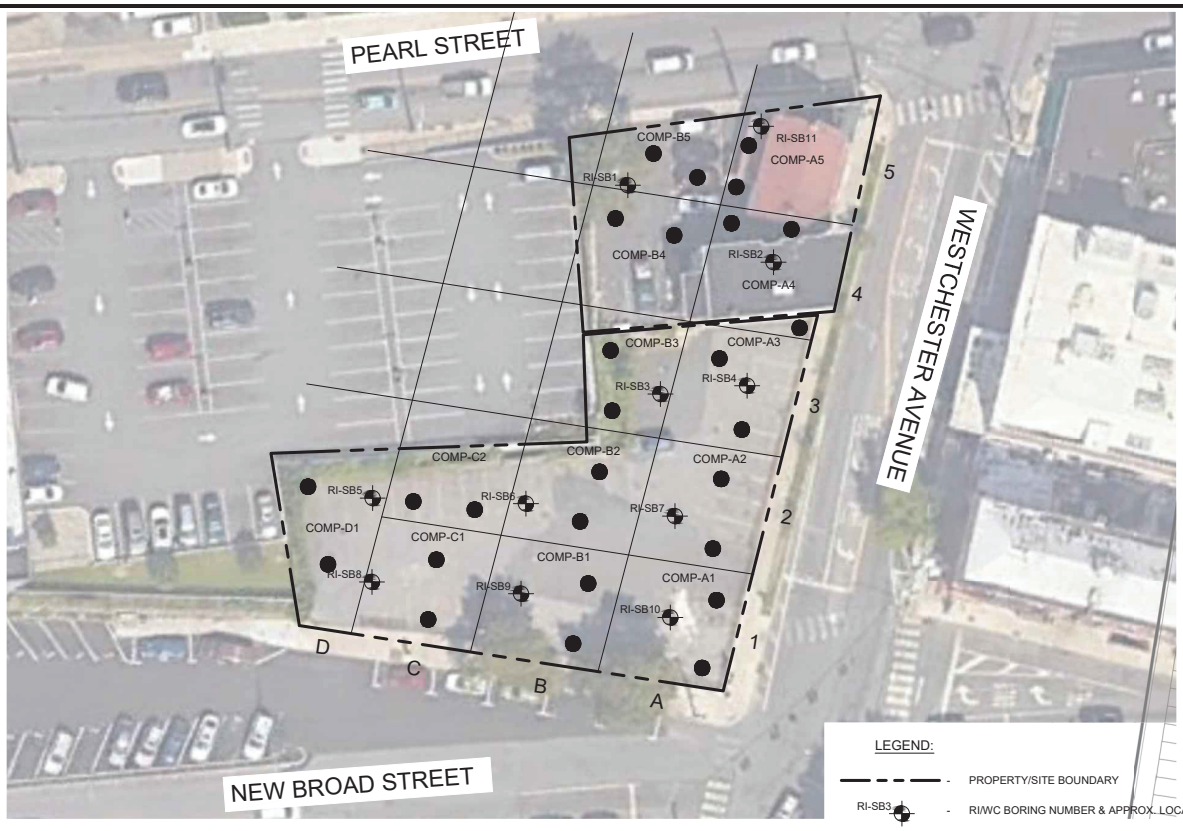

LEGEND:

- PROPERTY/SITE BOUNDARY
- RI/WC BORING NUMBER & APPROX. LOCATION
- WC ONLY BORING NUMBER & APPROX. LOCATION
- 50 X 50 GRIDLINES

Scale 1"=40'

0 40 80

NOTE:
THIS PLAN IS FOR LOCATING SOIL BORINGS ONLY.
OTHER SITE WORK SHOWN HERE IS NOT INTENDED FOR CONSTRUCTION.

REFERENCE
SITE SURVEY PREPARED BY RICHARD J. DOMATO, DATED MARCH 5, 2021.

NYS Education Law
Unauthorized alterations or additions to this plan are a violation of section 7209 (2) of the New York State Education Law. Copies of this map not having the seal of the engineer shall not be valid.

© SESI CONSULTING ENGINEERS 2024
This drawing and all information contained here on is proprietary information of SESI CONSULTING ENGINEERS and may not be copied or reproduced, either in whole or in part, by any method, without written permission of SESI CONSULTING ENGINEERS

dwg by: aas
chk by: FL
scale: N.T.S.
date: 06/09/2022

SESI CONSULTING ENGINEERS
GEOTECHNICAL | ENVIRONMENTAL | SITE/CIVIL
399 ROUTE 46E, 3RD FLOOR, PARSIPPANY, NJ 07054 PH: 973.808.9089

project:
PHASE II INVESTIGATION
140, 148-150 WESTCHESTER AVENUE
PORT CHESTER, NEW YORK 10573

title:
WASTE CHARACTERIZATION
SAMPLE LOCATION PLAN

job no: 11895A
drawing no:

FIG-2

N:\CAD\11895\R\11895 - FIG-4.1 - WC SAMPLE LOC PLAN.DWG 04/09/24 03:54:51PM, dan.ward, LAYOUT:FIG-4.1 WC SAMPLE LOC PLAN

PHOTOLOG



Photo 1: Photograph of stone importing



Photo 2: Photograph of backfill



Photo 3: Compaction



Photo 4: Line drilling

SESI CONSULTING ENGINEERS
GEOTECHNICAL | ENVIRONMENTAL | SITE CIVIL

Principals:

Anthony Castillo, PE
Franz W. Laki, PE
Fuad Dahan, PhD, PE, LSRP
John M. Nederfield, PE
Justin M. Protasiewicz, PE
Jose M. Rodriguez, PE
Michael St. Pierre, PE

December 10, 2024 **via email: Greta.Kowalski@dec.ny.gov**

Ms. Greta Kowalski
Project Manager
NYSDEC
21 S Putt Corners Road
New Paltz, New York 12561

Re: Weekly Report #14 – December 2 to December 7, 2024
Grand Union Hotel Bowling Alley Site
BCP Site # C360222
Port Chester, New York

Dear Ms. Kowalski:

On behalf of our Client, Port Chester OZ Fund III QOZB, LLC (the "Volunteer"), SESI Consulting Engineers (SESI) is pleased to submit a weekly progress report for the Grand Union Hotel Bowling Alley Site (herein referred to as the "Site"). This progress report is for the week of December 2 through December 7, 2024.

1. SUMMARY OF PROJECT ACTIVITIES: Interim Remedial Measures

A. TASKS PERFORMED DURING CURRENT REPORTING PERIOD

SESI, as the Environmental Engineering Consultant for the project, performed or coordinated the performance of the following tasks:

- SESI was on-site from December 2 to December 7, 2024, to conduct and implement the Community Air Monitoring Plan (CAMP) during soil intrusive activities, including rock chipping and soil exporting. During this period, SESI deployed CAMP air monitoring stations at upwind and downwind locations. No exceedances were identified. Water discharges continued.

- Site activities during this reporting week include the following:

- On December 2, 2024, the contractor continued the line drilling adjacent to the existing wall and placing concrete. Dewatering activity continued. Groundwater was pumped into a sedimentation tank, two (2) inline bag filters, two (2) LGPAC Carbtrol L-5 carbon filter tanks, and a clean water holding tank. Clean water was discharged into a storm inlet through a filter bag. A total of 73 gallons of water was discharged.
- On December 3, 2024, the contractor continued line drilling at the existing wall. Dewatering activity continued. A total of 58 gallons of water was discharged.
- On December 4, 2024, the contractor continued the line drilling adjacent to the existing wall and placing concrete. Dewatering activity paused.
- On December 5, 2024, the contractor started rock chipping and continued concrete placement. Dewatering activity paused.
- On December 6, 2024, the contractor continued rock chipping, backfilling, and concrete placement. Dewatering activity paused.
- On December 7, 2024, the contractor continued rock chipping, backfilling, and concrete placement. Dewatering activity paused.

The locations of the field activities are depicted in **Figure 1**.

B. EXCEEDANCES OF CAMP ACTION LEVELS

- Exceedances were not identified during this reporting period.
- On December 4, 2024, due to battery issue, stations did not record data in the afternoon. No observable dust was noted during this reporting day.

Daily air monitoring data is provided in the following OneDrive folder link: 11895A CAMP data

C. CHANGES OR DEVIATIONS FROM ORIGINAL PLANS

- There were no changes or deviations from the approved IRMWP (June 1, 2023) during this reporting period.

2. SAMPLING ACTIVITIES AND ANALYTICAL RESULTS

- No sampling was conducted during this reporting period.

3. ANTICIPATED TASKS FOR NEXT REPORTING PERIOD

SESI anticipates performing the following tasks in the next weekly reporting period:

- Community air monitoring in accordance with the approved CAMP during SOE prep and soil export activities.

If you have any questions, please feel free to call me at (973) 808-9050.

Sincerely,

SESI CONSULTING ENGINEERS, DPC



James Vander Vliet, PE, LSRP
Senior Project Engineer

Attachments:
Figure 1
Figure 2
Photolog

FIGURES

PHOTOLOG

FIGURES

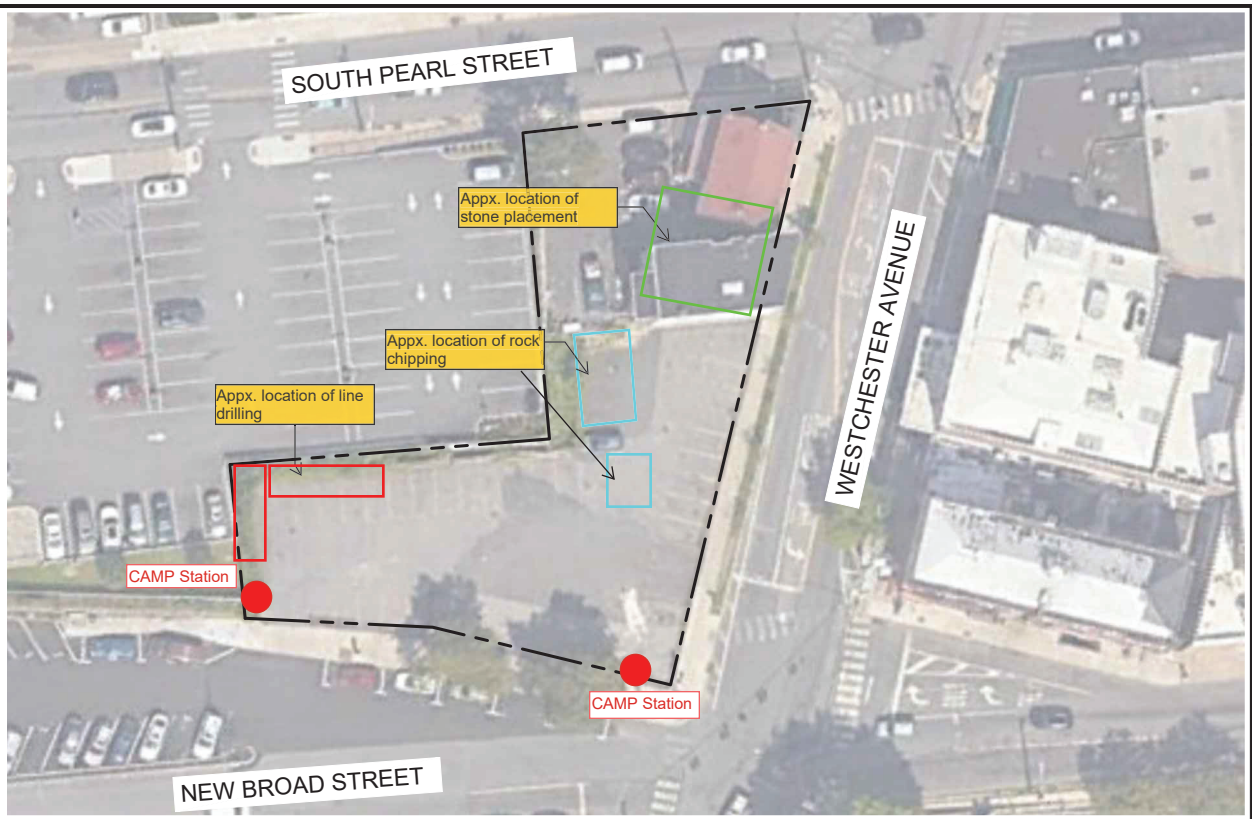

LEGEND:

BCP SITE BOUNDARY

Scale 1"=40'

0 40 80

REFERENCE
SITE SURVEY PREPARED BY RICHARD J. DOMATO, DATED MARCH 5, 2021.

NOTE:
THIS PLAN IS FOR LOCATING SOIL BORINGS ONLY.
OTHER SITE WORK SHOWN HERE IS NOT INTENDED FOR CONSTRUCTION.

NYS Education Law
Unauthorized alterations or additions to this plan are a violation of section 7209 (2) of the New York State Education Law. Copies of this map not having the seal of the engineer shall not be valid.

© SESI CONSULTING ENGINEERS 2024
This drawing and all information contained here on is proprietary information of SESI CONSULTING ENGINEERS and may not be copied or reproduced, either in whole or in part, by any method, without written permission of SESI CONSULTING ENGINEERS

dwg by: AW
chk by: JS
scale: AS NOTED
date: 05/14/2024

SESI CONSULTING ENGINEERS
GEOTECHNICAL | ENVIRONMENTAL | SITE/CIVIL
359 ROUTE 46E, 3RD FLOOR, PARSIPPANY, NJ 07054 PH: 973.808.9089

project:
REMEDIAL ACTION WORK PLAN
140, 148-150 WESTCHESTER AVENUE
PORT CHESTER, NEW YORK 10573

title:
BCP BOUNDARY MAP

job no: 11895A
drawing no:
FIG-1

N:\CAD\11895A\CAD\ENVIRONMENTAL\RAWP\11895 – FIG-1.2 – BCP BOUNDARY MAP.DWG 05/14/24 08:37:51AM, dlan.ward, LAYOUT:FIG-3.1 SAMPLE LOC PLAN

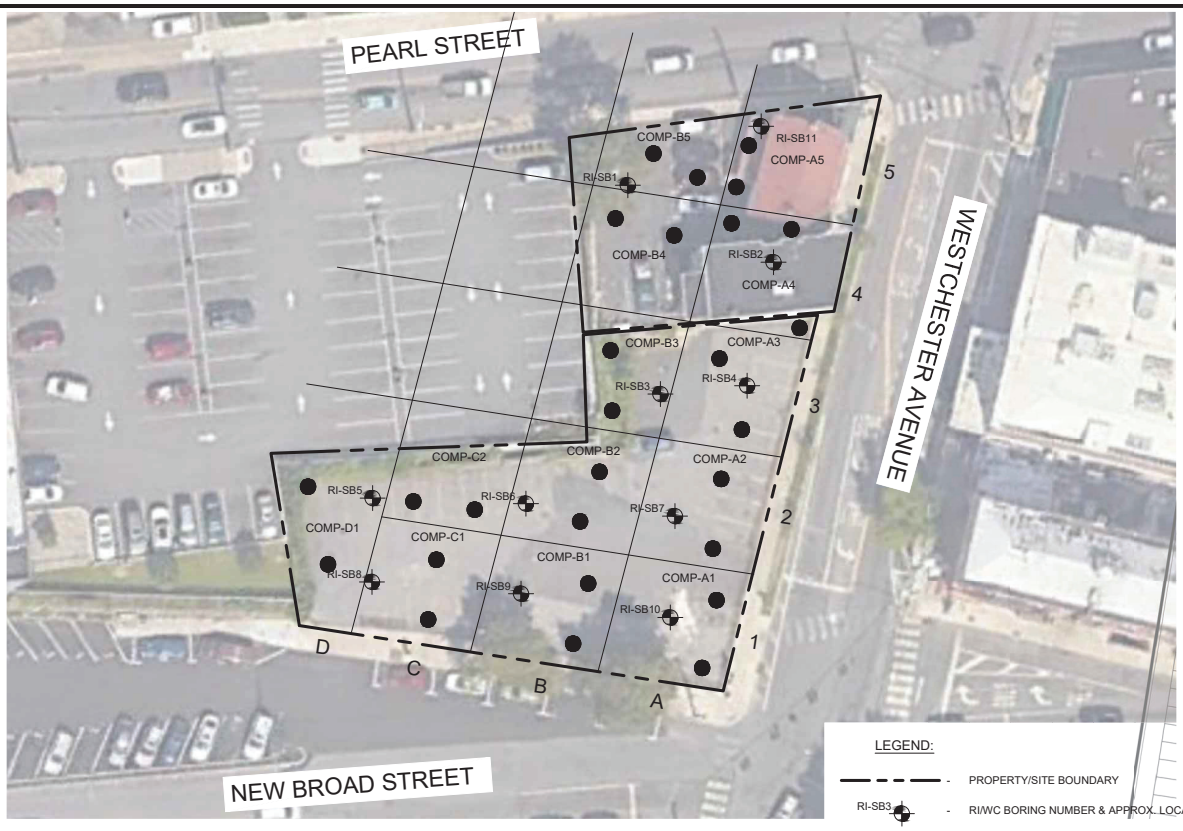

LEGEND:

- PROPERTY/SITE BOUNDARY
- RI/WC BORING NUMBER & APPROX. LOCATION
- WC ONLY BORING NUMBER & APPROX. LOCATION
- 50 X 50 GRIDLINES

Scale 1"=40'

0 40 80

NOTE:
THIS PLAN IS FOR LOCATING SOIL BORINGS ONLY.
OTHER SITE WORK SHOWN HERE IS NOT INTENDED FOR CONSTRUCTION.

REFERENCE
SITE SURVEY PREPARED BY RICHARD J. DOMATO, DATED MARCH 5, 2021.

NYS Education Law
Unauthorized alterations or additions to this plan are a violation of section 7209 (2) of the New York State Education Law. Copies of this map not having the seal of the engineer shall not be valid.

© SESI CONSULTING ENGINEERS 2024
This drawing and all information contained here on is proprietary information of SESI CONSULTING ENGINEERS and may not be copied or reproduced, either in whole or in part, by any method, without written permission of SESI CONSULTING ENGINEERS

dwg by: aas
chk by: FL
scale: N.T.S.
date: 06/09/2022

SESI CONSULTING ENGINEERS
GEOTECHNICAL | ENVIRONMENTAL | SITE/CIVIL
399 ROUTE 46E, 3RD FLOOR, PARSIPPANY, NJ 07054 PH: 973.808.9089

project:
PHASE II INVESTIGATION
140, 148-150 WESTCHESTER AVENUE
PORT CHESTER, NEW YORK 10573

title:
WASTE CHARACTERIZATION
SAMPLE LOCATION PLAN

job no: 11895A
drawing no:

FIG-2

N:\CAD\11895\R\11895 - FIG-4.1 - WC SAMPLE LOC PLAN.DWG 04/09/24 03:54:51PM, dan.ward, LAYOUT:FIG-4.1 WC SAMPLE LOC PLAN

PHOTOLOG



Photo 1: Stone Placing



Photo 2: Concrete Placing



Photo 3: Rock Chipping



Photo 4: Line drilling

SESI CONSULTING ENGINEERS
GEOTECHNICAL | ENVIRONMENTAL | SITE CIVIL

Principals:

Anthony Castillo, PE
Franz W. Laki, PE
Fuad Dahan, PhD, PE, LSRP
John M. Nederfield, PE
Justin M. Protasiewicz, PE
Jose M. Rodriguez, PE
Michael St. Pierre, PE

December 20, 2024 **via email: Greta.Kowalski@dec.ny.gov**

Ms. Greta Kowalski
Project Manager
NYSDEC
21 S Putt Corners Road
New Paltz, New York 12561

Re: Weekly Report #15 – December 9 to December 14, 2024
Grand Union Hotel Bowling Alley Site
BCP Site # C360222
Port Chester, New York

Dear Ms. Kowalski:

On behalf of our Client, Port Chester OZ Fund III QOZB, LLC (the "Volunteer"), SESI Consulting Engineers (SESI) is pleased to submit a weekly progress report for the Grand Union Hotel Bowling Alley Site (herein referred to as the "Site"). This progress report is for the week of December 9 through December 14, 2024.

1. SUMMARY OF PROJECT ACTIVITIES: Interim Remedial Measures

A. TASKS PERFORMED DURING CURRENT REPORTING PERIOD

SESI, as the Environmental Engineering Consultant for the project, performed or coordinated the performance of the following tasks:

- SESI was on-site from December 9 to December 14, 2024, to conduct and implement the Community Air Monitoring Plan (CAMP) during soil intrusive activities, including rock chipping and soil exporting. During this period, SESI deployed CAMP air monitoring stations at upwind and downwind locations. No exceedances were identified. Water discharges continued.

- Site activities during this reporting week include the following:

- On December 9, 2024, the contractor continued rock chipping, backfilling around footings, and placing concrete. Dewatering activity paused.
- On December 10, 2024, the contractor continued rock chipping, backfilling beneath the cellar slab, and placing concrete. Dewatering activity paused.
- On December 11, 2024, the contractor continued rock chipping, backfilling beneath the cellar slab, and placing concrete. Dewatering activity paused.
- On December 12, 2024, the contractor continued rock chipping, backfilling beneath the cellar slab, and placing concrete. Dewatering activity continued. Groundwater was pumped into a sedimentation tank, two (2) inline bag filters, two (2) LGPAC Carbtrol L-5 carbon filter tanks, and a clean water holding tank. Clean water was discharged into a storm inlet through a filter bag. A total of 76 gallons of water was discharged.
- On December 13, 2024, the contractor continued the line drilling adjacent to the existing wall and placing concrete. Dewatering activity continued. A total of 6 gallons of water was discharged.
- On December 14, 2024, the contractor continued rock chipping, backfilling, and concrete placement. Dewatering activity paused.

The locations of the field activities are depicted in **Figure 1**.

B. EXCEEDANCES OF CAMP ACTION LEVELS

- Exceedances were not identified during this reporting period.

Daily air monitoring data is provided in the following OneDrive folder link: 11895A CAMP data

C. CHANGES OR DEVIATIONS FROM ORIGINAL PLANS

- There were no changes or deviations from the approved IRMWP (June 1, 2023) during this reporting period.

2. SAMPLING ACTIVITIES AND ANALYTICAL RESULTS

- No sampling was conducted during this reporting period.

3. ANTICIPATED TASKS FOR NEXT REPORTING PERIOD

SESI anticipates performing the following tasks in the next weekly reporting period:

- Community air monitoring in accordance with the approved CAMP during SOE prep and soil export activities.

If you have any questions, please feel free to call me at (973) 808-9050.

Sincerely,

SESI CONSULTING ENGINEERS, DPC



James Vander Vliet, PE, LSRP
Senior Project Engineer

Attachments:
Figure 1
Figure 2
Photolog

FIGURES

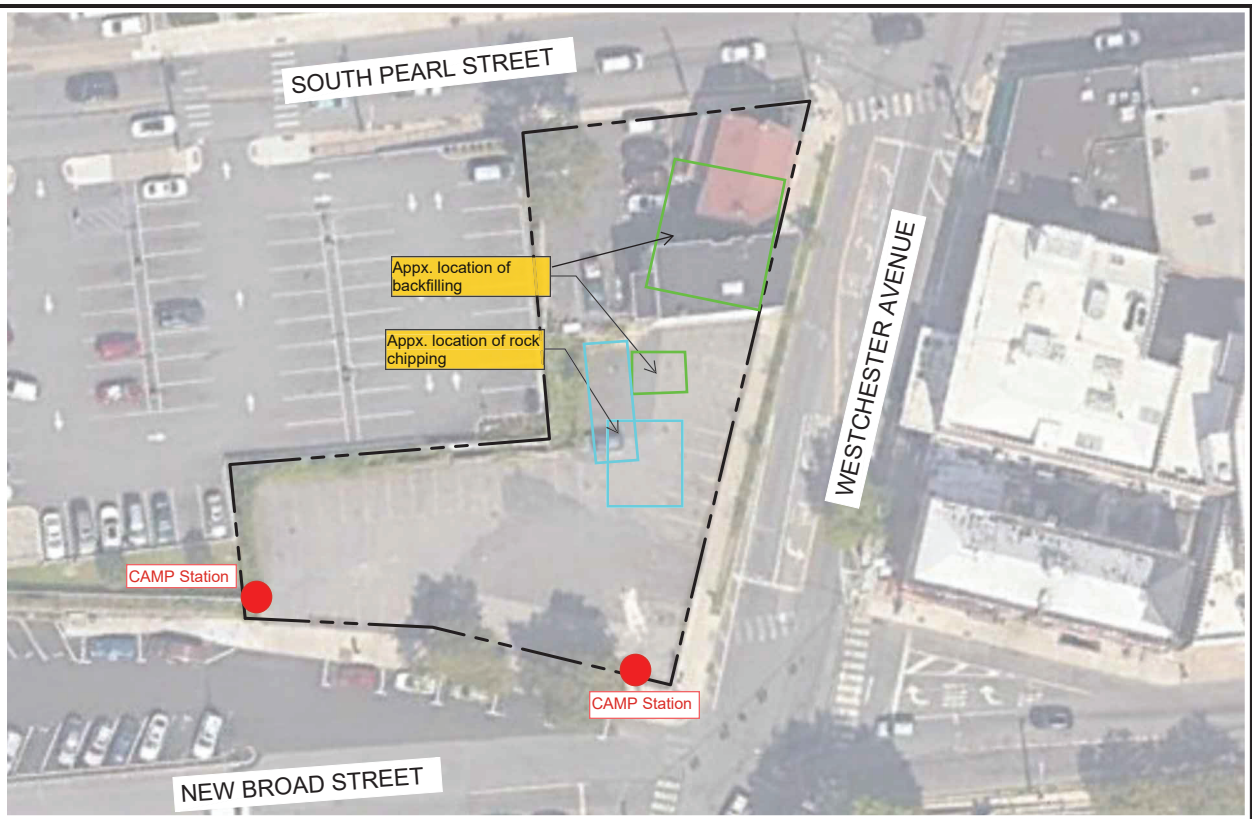

LEGEND:

BCP SITE BOUNDARY

Scale 1"=40'

0 40 80

NYS Education Law
Unauthorized alterations or additions to this plan are a violation of section 7209 (2) of the New York State Education Law. Copies of this map not having the seal of the engineer shall not be valid.

© SESI CONSULTING ENGINEERS 2024
This drawing and all information contained here on is proprietary information of SESI CONSULTING ENGINEERS and may not be copied or reproduced, either in whole or in part, by any method, without written permission of SESI CONSULTING ENGINEERS

REFERENCE
SITE SURVEY PREPARED BY RICHARD J. DOMATO, DATED MARCH 5, 2021.

NOTE:
THIS PLAN IS FOR LOCATING SOIL BORINGS ONLY.
OTHER SITE WORK SHOWN HERE IS NOT INTENDED FOR CONSTRUCTION.

dwg by: AW
chk by: JS
scale: AS NOTED
date: 05/14/2024

SESI CONSULTING ENGINEERS
GEOTECHNICAL | ENVIRONMENTAL | SITE/CIVIL
399 ROUTE 46E, 3RD FLOOR, PARSIPPANY, NJ 07054 PH: 973.808.9089

project:
REMEDIAL ACTION WORK PLAN
140, 148-150 WESTCHESTER AVENUE
PORT CHESTER, NEW YORK 10573

title:
BCP BOUNDARY MAP

job no: 11895A
drawing no:
FIG-1

N:\CAD\11895A\CAD\ENVIRONMENTAL\RAWP\11895 – FIG-1.2 – BCP BOUNDARY MAP.DWG 05/14/24 08:37:51AM, dlan.ward, LAYOUT:FIG-3.1 SAMPLE LOC PLAN

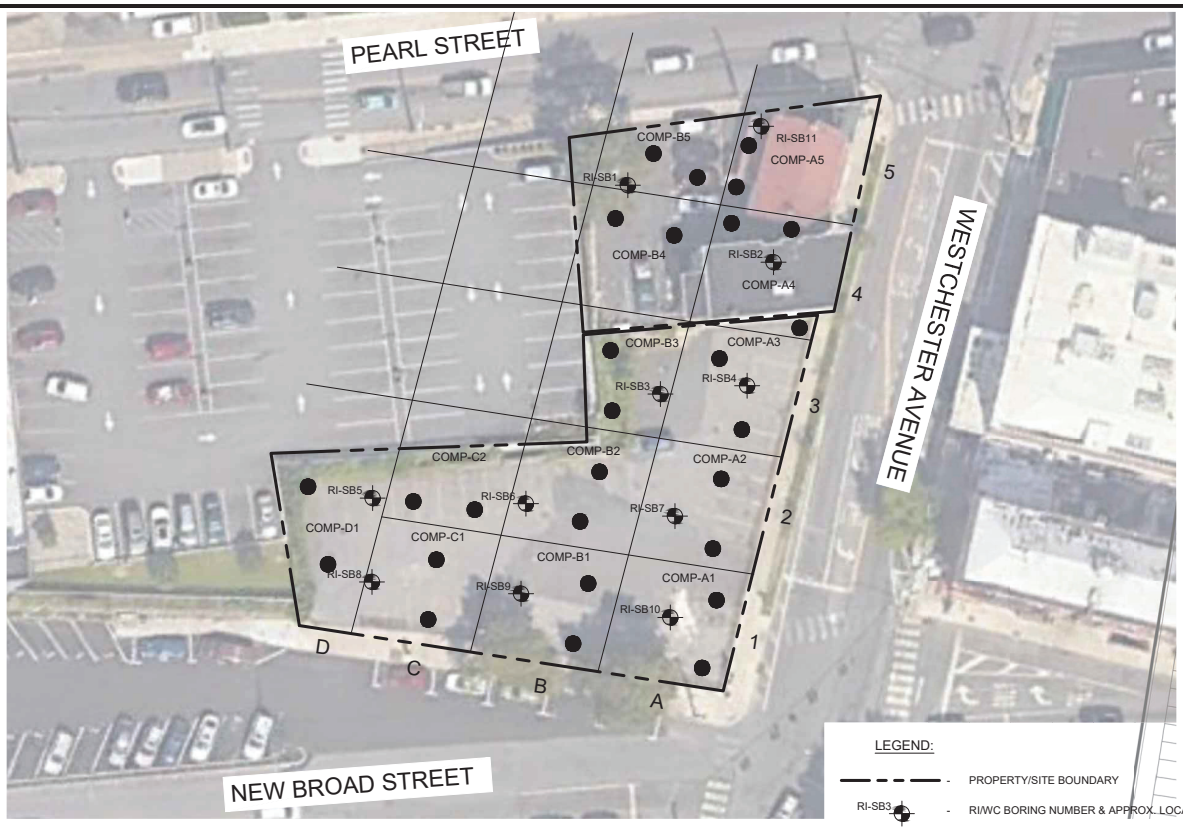

LEGEND:

- PROPERTY/SITE BOUNDARY
- RI/WC BORING NUMBER & APPROX. LOCATION
- WC ONLY BORING NUMBER & APPROX. LOCATION
- 50 X 50 GRIDLINES

Scale 1"=40'

0 40 80

NOTE:
THIS PLAN IS FOR LOCATING SOIL BORINGS ONLY.
OTHER SITE WORK SHOWN HERE IS NOT INTENDED FOR CONSTRUCTION.

REFERENCE
SITE SURVEY PREPARED BY RICHARD J. DOMATO, DATED MARCH 5, 2021.

NYS Education Law
Unauthorized alterations or additions to this plan are a violation of section 7209 (2) of the New York State Education Law. Copies of this map not having the seal of the engineer shall not be valid.

© SESI CONSULTING ENGINEERS 2024
This drawing and all information contained here on is proprietary information of SESI CONSULTING ENGINEERS and may not be copied or reproduced, either in whole or in part, by any method, without written permission of SESI CONSULTING ENGINEERS

dwg by: aas
chk by: FL
scale: N.T.S.
date: 06/09/2022

SESI CONSULTING ENGINEERS
GEOTECHNICAL | ENVIRONMENTAL | SITE/CIVIL
399 ROUTE 46E, 3RD FLOOR, PARSIPPANY, NJ 07054 PH: 973.808.9089

project:
PHASE II INVESTIGATION
140, 148-150 WESTCHESTER AVENUE
PORT CHESTER, NEW YORK 10573

title:
WASTE CHARACTERIZATION
SAMPLE LOCATION PLAN

job no: 11895A
drawing no:

FIG-2

N:\CAD\11895\R\11895 - FIG-4.1 - WC SAMPLE LOC PLAN.DWG 04/09/24 03:54:51PM, dan.ward, LAYOUT:FIG-4.1 WC SAMPLE LOC PLAN

PHOTOLOG



Photo 1: Backfilling



Photo 2: Compaction



Photo 3: Rock Chipping



Photo 4: Rock Chipping

SESI CONSULTING ENGINEERS
GEOTECHNICAL | ENVIRONMENTAL | SITE CIVIL

Principals:

Anthony Castillo, PE
Franz W. Laki, PE
Fuad Dahan, PhD, PE, LSRP
John M. Nederfield, PE
Justin M. Protasiewicz, PE
Jose M. Rodriguez, PE
Michael St. Pierre, PE

December 24, 2024 **via email: Greta.Kowalski@dec.ny.gov**

Ms. Greta Kowalski
Project Manager
NYSDEC
21 S Putt Corners Road
New Paltz, New York 12561

Re: Weekly Report #16 – December 16 to December 20, 2024
Grand Union Hotel Bowling Alley Site
BCP Site # C360222
Port Chester, New York

Dear Ms. Kowalski:

On behalf of our Client, Port Chester OZ Fund III QOZB, LLC (the "Volunteer"), SESI Consulting Engineers (SESI) is pleased to submit a weekly progress report for the Grand Union Hotel Bowling Alley Site (herein referred to as the "Site"). This progress report is for the week of December 16 through December 20, 2024.

1. SUMMARY OF PROJECT ACTIVITIES: Interim Remedial Measures

A. TASKS PERFORMED DURING CURRENT REPORTING PERIOD

SESI, as the Environmental Engineering Consultant for the project, performed or coordinated the performance of the following tasks:

- SESI was on-site from December 16 to December 20, 2024, to conduct and implement the Community Air Monitoring Plan (CAMP) during soil intrusive activities, including rock chipping and soil exporting. During this period, SESI deployed CAMP air monitoring stations at upwind and downwind locations. No exceedances were identified. Water discharges continued.
- Site activities during this reporting week include the following:

- On December 16, 2024, the contractor continued rock chipping, backfilling, placing concrete and started installing the pipes for vapor mitigation system. Dewatering activity continued. Groundwater was pumped into a sedimentation tank, two (2) inline bag filters, two (2) LGPAC Carbtrol L-5 carbon filter tanks, and a clean water holding tank. Clean water was discharged into a storm inlet through a filter bag. A total of 31 gallons of water was discharged.
- On December 17, 2024, the contractor continued rock chipping, backfilling, and placing concrete. Dewatering activity continued. A total of 22 gallons of water was discharged.
- On December 18, 2024, the contractor continued rock chipping, backfilling and placing concrete. Dewatering activity paused.
- On December 19, 2024, the contractor continued backfilling and placing concrete. Dewatering activity paused.
- On December 20, 2024, the contractor continued backfilling, concrete placement, and vapor mitigation system installation. Dewatering activity paused.

The locations of the field activities are depicted in **Figure 1**.

B. EXCEEDANCES OF CAMP ACTION LEVELS

- Exceedances were not identified during this reporting period.
- Due to an equipment issue, no data was recorded on December 16. Field staff noted that no soil excavation activities took place, and it was raining. No visible dust was observed during this reporting period.

Daily air monitoring data is provided in the following OneDrive folder link: 11895A CAMP data

C. CHANGES OR DEVIATIONS FROM ORIGINAL PLANS

- There were no changes or deviations from the approved IRMWP (June 1, 2023) during this reporting period.

2. SAMPLING ACTIVITIES AND ANALYTICAL RESULTS

- No sampling was conducted during this reporting period.

3. ANTICIPATED TASKS FOR NEXT REPORTING PERIOD

SESI anticipates performing the following tasks in the next weekly reporting period:

- Community air monitoring in accordance with the approved CAMP during SOE prep and soil export activities.
- Vapor mitigation system installation.

If you have any questions, please feel free to call me at (973) 808-9050.

Sincerely,

SESI CONSULTING ENGINEERS, DPC



James Vander Vliet, PE, LSRP
Senior Project Engineer

Attachments:
Figure 1
Figure 2
Photolog

FIGURES

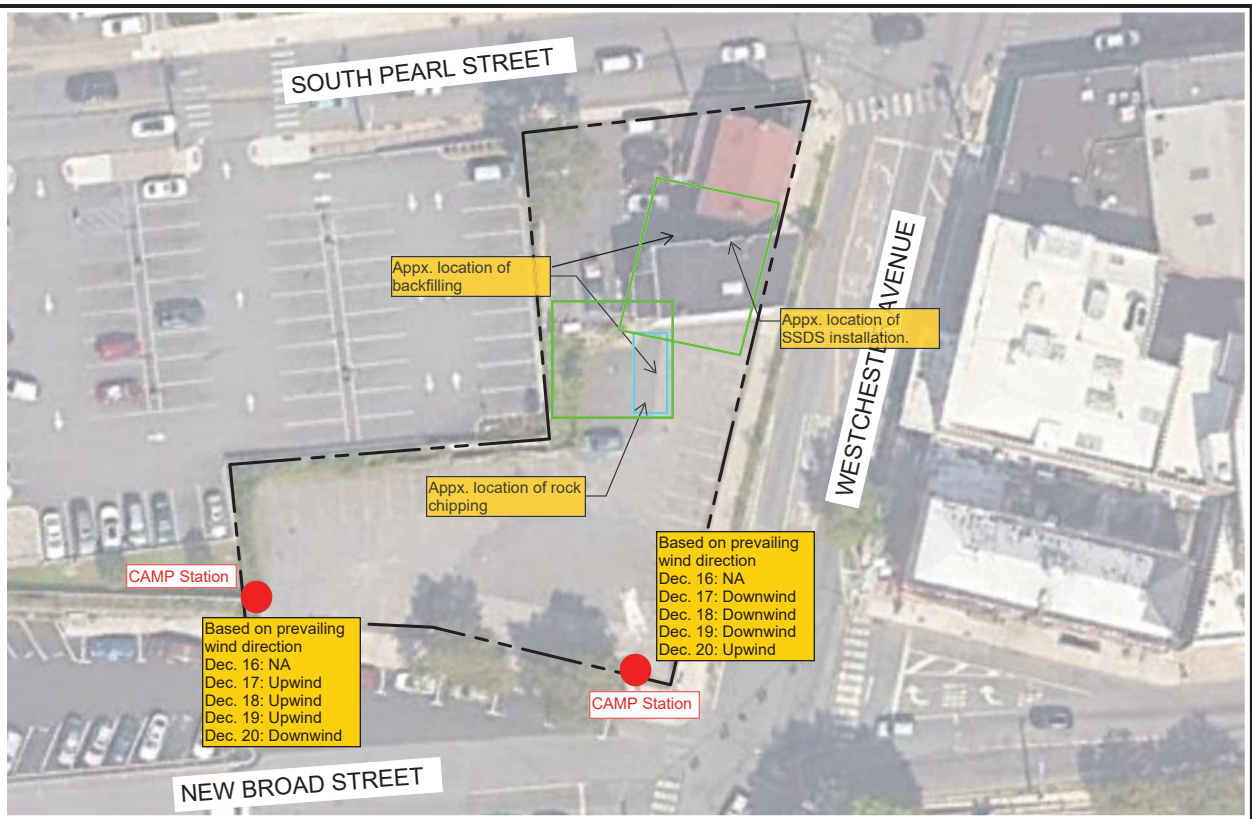

LEGEND:

BCP SITE BOUNDARY

Scale 1"=40'

0 40 80

REFERENCE
SITE SURVEY PREPARED BY RICHARD J. DOMATO, DATED MARCH 5, 2021.

NOTE:
THIS PLAN IS FOR LOCATING SOIL BORINGS ONLY.
OTHER SITE WORK SHOWN HERE IS NOT INTENDED FOR CONSTRUCTION.

NYS Education Law
Unauthorized alterations or additions to this plan are a violation of section 7209 (2) of the New York State Education Law. Copies of this map not having the seal of the engineer shall not be valid.

© SESI CONSULTING ENGINEERS 2024
This drawing and all information contained here on is proprietary information of SESI CONSULTING ENGINEERS and may not be copied or reproduced, either in whole or in part, by any method, without written permission of SESI CONSULTING ENGINEERS

dwg by: AW
chk by: JS
scale: AS NOTED
date: 05/14/2024

SESI CONSULTING ENGINEERS
GEOTECHNICAL | ENVIRONMENTAL | SITE/CIVIL
399 ROUTE 46E, 3RD FLOOR, PARSIPPANY, NJ 07054 PH: 973.808.9859

project: REMEDIAL ACTION WORK PLAN
140, 148-150 WESTCHESTER AVENUE
PORT CHESTER, NEW YORK 10573

title: BCP BOUNDARY MAP

job no: 11895A
drawing no:

FIG-1

N:\CAD\11895A\CAD\ENVIRONMENTAL\RAWP\11895 – FIG-1.2 – BCP BOUNDARY MAP.DWG 05/14/24 08:37:51AM, dlan.ward, LAYOUT:FIG-3.1 SAMPLE LOC PLAN

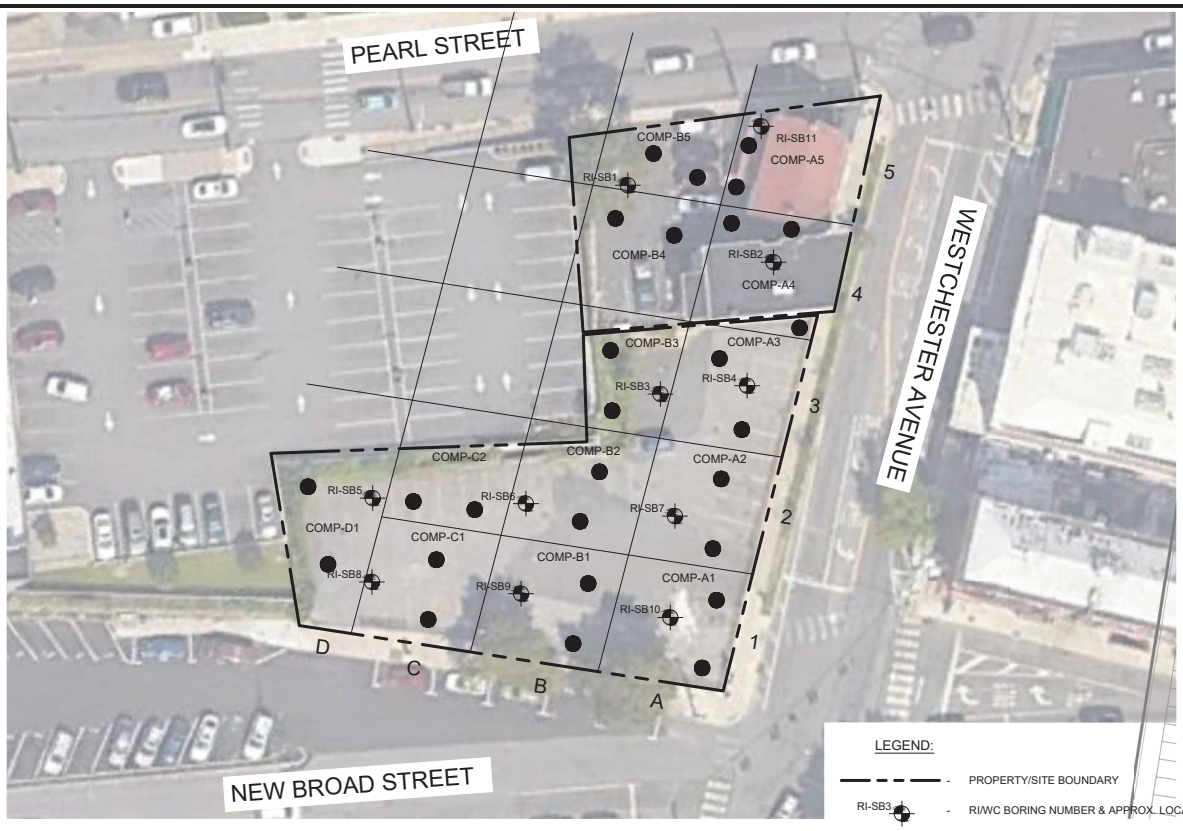

LEGEND:

- PROPERTY/SITE BOUNDARY
- RI/WC BORING NUMBER & APPROX. LOCATION
- WC ONLY BORING NUMBER & APPROX. LOCATION
- 50 X 50 GRIDLINES

Scale 1"=40'

0 40 80

NOTE:
THIS PLAN IS FOR LOCATING SOIL BORINGS ONLY.
OTHER SITE WORK SHOWN HERE IS NOT INTENDED FOR CONSTRUCTION.

REFERENCE
SITE SURVEY PREPARED BY RICHARD J. DOMATO, DATED MARCH 5, 2021.

NYS Education Law
Unauthorized alterations or additions to this plan are a violation of section 7209 (2) of the New York State Education Law. Copies of this map not having the seal of the engineer shall not be valid.

© SESI CONSULTING ENGINEERS 2024
This drawing and all information contained here on is proprietary information of SESI CONSULTING ENGINEERS and may not be copied or reproduced, either in whole or in part, by any method, without written permission of SESI CONSULTING ENGINEERS

dwg by: aas
chk by: FL
scale: N.T.S.
date: 06/09/2022

SESI CONSULTING ENGINEERS
GEOTECHNICAL | ENVIRONMENTAL | SITE/CIVIL
399 ROUTE 46E, 3RD FLOOR, PARSIPPANY, NJ 07054 PH: 973.808.9089

project:
PHASE II INVESTIGATION
140, 148-150 WESTCHESTER AVENUE
PORT CHESTER, NEW YORK 10573

title:
WASTE CHARACTERIZATION
SAMPLE LOCATION PLAN

job no: 11895A
drawing no:

FIG-2

N:\CAD\11895\R\11895 - FIG-4.1 - WC SAMPLE LOC PLAN.DWG 04/09/24 03:54:51PM, dan.ward, LAYOUT:FIG-4.1 WC SAMPLE LOC PLAN

PHOTOLOG



Photo 1: Backfilling



Photo 2: SSDS Pipe



Photo 3: Rock Chipping



Photo 4: Backfilling

SESI CONSULTING ENGINEERS
GEOTECHNICAL | ENVIRONMENTAL | SITE CIVIL

Principals:

Anthony Castillo, PE
Franz W. Laki, PE
Fuad Dahan, PhD, PE, LSRP
John M. Nederfield, PE
Justin M. Protasiewicz, PE
Jose M. Rodriguez, PE
Michael St. Pierre, PE

December 31, 2024 **via email: Greta.Kowalski@dec.ny.gov**

Ms. Greta Kowalski
Project Manager
NYSDEC
21 S Putt Corners Road
New Paltz, New York 12561

Re: Weekly Report #17 – December 23 to December 28, 2024
Grand Union Hotel Bowling Alley Site
BCP Site # C360222
Port Chester, New York

Dear Ms. Kowalski:

On behalf of our Client, Port Chester OZ Fund III QOZB, LLC (the "Volunteer"), SESI Consulting Engineers (SESI) is pleased to submit a weekly progress report for the Grand Union Hotel Bowling Alley Site (herein referred to as the "Site"). This progress report is for the week of December 23 through December 28, 2024.

1. SUMMARY OF PROJECT ACTIVITIES: Interim Remedial Measures

A. TASKS PERFORMED DURING CURRENT REPORTING PERIOD

SESI, as the Environmental Engineering Consultant for the project, performed or coordinated the performance of the following tasks:

- SESI was on-site from December 23 to December 28, 2024, excluding December 25 (Christmas), to conduct and implement the Community Air Monitoring Plan (CAMP) during soil intrusive activities, including rock chipping and soil exporting. During this period, SESI deployed CAMP air monitoring stations at upwind and downwind locations. No exceedances were identified. Water discharges paused.
- Site activities during this reporting week include the following:

- On December 23, 2024, the contractor continued backfilling and installing the pipes and geovents for the vapor mitigation system. Dewatering activity paused.
- On December 24, 2024, the contractor started excavating grids B-1, B-2, C-1, C-2, and D-1. Dewatering activity paused.
- On December 26, 2024, the contractor continued rock chipping and stone placing. Soil exporting started. The contractor exported ten (10) truckloads of material previously excavated from grids B-1, B-2, C-1, C-2, and D-1 for off-site disposal at Earth Efficient MSM per approval code MSM008-24. Dewatering activity paused.
- On December 27, 2024, the contractor continued rock chipping and stone placing and started installing soil vapor barrier. Soil exporting continued. The contractor exported three (3) truckloads of material previously excavated from grids B-1, B-2, C-1, C-2, and D-1 for off-site disposal at Earth Efficient MSM per approval code MSM008-24. Dewatering activity paused.
- On December 28, 2024, the contractor conducted smoke tests at four (4) locations. The installed vapor barrier passed all the tests. Dewatering activity paused.

The locations of the field activities are depicted in **Figure 1**.

B. EXCEEDANCES OF CAMP ACTION LEVELS

- Exceedances were not identified during this reporting period.
- On December 28, CAMP was not conducted as no soil intrusive activities were performed.

Daily air monitoring data is provided in the following OneDrive folder link: 11895A CAMP data

C. CHANGES OR DEVIATIONS FROM ORIGINAL PLANS

- There were no changes or deviations from the approved IRMWP (June 1, 2023) during this reporting period.

2. SAMPLING ACTIVITIES AND ANALYTICAL RESULTS

- No sampling was conducted during this reporting period.

3. ANTICIPATED TASKS FOR NEXT REPORTING PERIOD

SESI anticipates performing the following tasks in the next weekly reporting period:

- Community air monitoring in accordance with the approved CAMP during SOE prep and soil export activities.
- Vapor mitigation system installation.
- Soil exporting.

If you have any questions, please feel free to call me at (973) 808-9050.

Sincerely,

SESI CONSULTING ENGINEERS, DPC



James Vander Vliet, PE, LSRP
Senior Project Engineer

Attachments:
Figure 1
Figure 2
Photolog

FIGURES

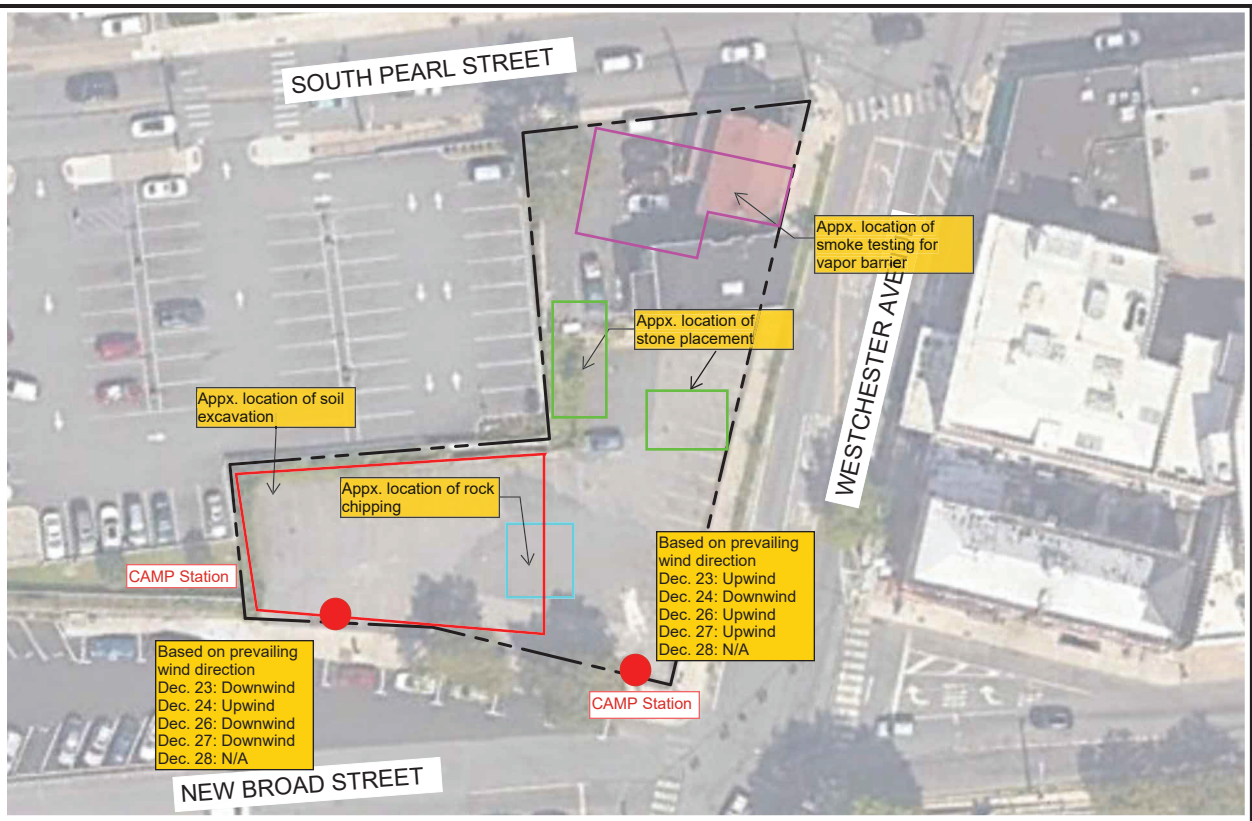

LEGEND:

BCP SITE BOUNDARY

Scale 1"=40'

0 40 80

REFERENCE
SITE SURVEY PREPARED BY RICHARD J. DOMATO, DATED MARCH 5, 2021.

NOTE:
THIS PLAN IS FOR LOCATING SOIL BORINGS ONLY.
OTHER SITE WORK SHOWN HERE IS NOT INTENDED FOR CONSTRUCTION.

NYS Education Law
Unauthorized alterations or additions to this plan are a violation of section 7209 (2) of the New York State Education Law. Copies of this map not having the seal of the engineer shall not be valid.

© SESI CONSULTING ENGINEERS 2024
This drawing and all information contained here on is proprietary information of SESI CONSULTING ENGINEERS and may not be copied or reproduced, either in whole or in part, by any method, without written permission of SESI CONSULTING ENGINEERS

dwg by: AW
chk by: JS
scale: AS NOTED
date: 05/14/2024

SESI CONSULTING ENGINEERS
GEOTECHNICAL | ENVIRONMENTAL | SITE/CIVIL
999 ROUTE 46E, 3RD FLOOR, PARSIPPANY, NJ 07054 PH: 973.808.9859

project:
REMEDIAL ACTION WORK PLAN
140, 148-150 WESTCHESTER AVENUE
PORT CHESTER, NEW YORK 10573

title:
BCP BOUNDARY MAP

job no: 11895A
drawing no:
FIG-1

N:\CAD\11895A\CAD\ENVIRONMENTAL\RAWP\11895 – FIG-1.2 – BCP BOUNDARY MAP.DWG 05/14/24 08:37:51AM, dlan.ward, LAYOUT:FIG-3.1 SAMPLE LOC PLAN

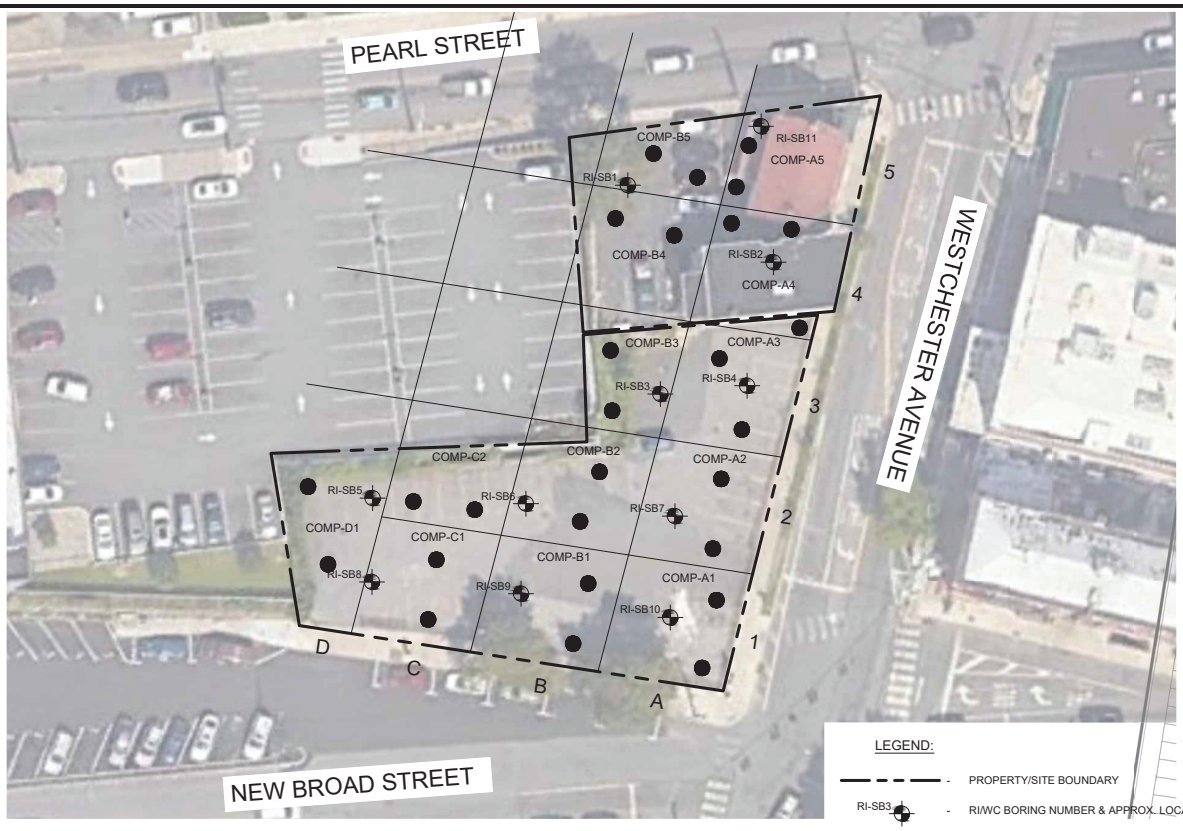

LEGEND:

- PROPERTY/SITE BOUNDARY
- RI/WC BORING NUMBER & APPROX. LOCATION
- WC ONLY BORING NUMBER & APPROX. LOCATION
- 50 X 50 GRIDLINES

Scale 1"=40'

0 40 80

NOTE:
THIS PLAN IS FOR LOCATING SOIL BORINGS ONLY.
OTHER SITE WORK SHOWN HERE IS NOT INTENDED FOR CONSTRUCTION.

REFERENCE
SITE SURVEY PREPARED BY RICHARD J. DOMATO, DATED MARCH 5, 2021.

NYS Education Law
Unauthorized alterations or additions to this plan are a violation of section 7209 (2) of the New York State Education Law. Copies of this map not having the seal of the engineer shall not be valid.

© SESI CONSULTING ENGINEERS 2024
This drawing and all information contained here on is proprietary information of SESI CONSULTING ENGINEERS and may not be copied or reproduced, either in whole or in part, by any method, without written permission of SESI CONSULTING ENGINEERS

dwg by: aas
chk by: FL
scale: N.T.S.
date: 06/09/2022

SESI CONSULTING ENGINEERS
GEOTECHNICAL | ENVIRONMENTAL | SITE/CIVIL
399 ROUTE 46E, 3RD FLOOR, PARSIPPANY, NJ 07054 PH: 973.808.9089

project:
PHASE II INVESTIGATION
140, 148-150 WESTCHESTER AVENUE
PORT CHESTER, NEW YORK 10573

title:
WASTE CHARACTERIZATION
SAMPLE LOCATION PLAN

job no: 11895A
drawing no:

FIG-2

N:\CAD\11895\R\11895 - FIG-4.1 - WC SAMPLE LOC PLAN.DWG 04/09/24 03:54:51PM, dan.ward, LAYOUT:FIG-4.1 WC SAMPLE LOC PLAN

PHOTOLOG



Photo 1: Soil Exporting



Photo 2: Smoke Test



Photo 3: Rock Chipping



Photo 4: Stone Placement

SESI CONSULTING ENGINEERS
GEOTECHNICAL | ENVIRONMENTAL | SITE CIVIL

Principals:

Anthony Castillo, PE
Franz W. Laki, PE
Fuad Dahan, PhD, PE, LSRP
John M. Nederfield, PE
Justin M. Protasiewicz, PE
Jose M. Rodriguez, PE
Michael St. Pierre, PE

January 8, 2025 **via email: Greta.Kowalski@dec.ny.gov**

Ms. Greta Kowalski
Project Manager
NYSDEC
21 S Putt Corners Road
New Paltz, New York 12561

Re: Weekly Report #18 – December 30, 2024 to January 4, 2025
Grand Union Hotel Bowling Alley Site
BCP Site # C360222
Port Chester, New York

Dear Ms. Kowalski:

On behalf of our Client, Port Chester OZ Fund III QOZB, LLC (the "Volunteer"), SESI Consulting Engineers (SESI) is pleased to submit a weekly progress report for the Grand Union Hotel Bowling Alley Site (herein referred to as the "Site"). This progress report is for the week of December 30, 2024, through January 4, 2025.

1. SUMMARY OF PROJECT ACTIVITIES: Interim Remedial Measures

A. TASKS PERFORMED DURING CURRENT REPORTING PERIOD

SESI, as the Environmental Engineering Consultant for the project, performed or coordinated the performance of the following tasks:

- SESI was on-site from December 30, 2024, to January 4, 2025, excluding January 1, 2025 (New Year's Day), to conduct and implement the Community Air Monitoring Plan (CAMP) during soil intrusive activities, including rock chipping and soil exporting. During this period, SESI deployed CAMP air monitoring stations at upwind and downwind locations. No exceedances were identified. Water discharges paused.
- Site activities during this reporting week include the following:

- On December 30, 2024, the contractor continued rock chipping, soil exporting, backfilling, installing vapor barrier, and conducting smoke tests. Dewatering activity paused. The contractor exported 11 truckloads of material previously excavated from grids B-2, C-2, and D-1 for off-site disposal at Earth Efficient MSM per approval code MSM008-24. A top of rock survey was conducted at the newly excavated grids B-1, B-2, C-1, C-2, and D-1. The smoke test revealed a few minor leaks that were sealed using a spray mastic.
- On December 31, 2024, the contractor continued backfilling, concrete placement, installing vapor barrier, pipes and geo-vents for the SSDS, and conducting smoke tests. Dewatering activity paused. The smoke test revealed a few minor leaks that were sealed using a spray mastic.
- On January 2, 2025, the contractor continued rock chipping, concrete placement, installing vapor barrier, pipes and geo-vents for the SSDS, and conducting smoke tests. Dewatering activity paused. The smoke test revealed a few minor leaks that were sealed using a Liquid Boot spray.
- On January 3, 2025, the contractor continued rock chipping, concrete placement, installing vapor barrier, and conducting smoke tests. Dewatering activity paused. The smoke test revealed a few minor leaks that were sealed using a Liquid Boot spray.
- On January 4, 2025, the contractor continued rock chipping and backfilling. Dewatering activity paused.

The locations of the field activities are depicted in **Figure 1**.

B. EXCEEDANCES OF CAMP ACTION LEVELS

- Exceedances were not identified during this reporting period.

Daily air monitoring data is provided in the following OneDrive folder link: 11895A CAMP data

C. CHANGES OR DEVIATIONS FROM ORIGINAL PLANS

- There were no changes or deviations from the approved IRMWP (June 1, 2023) during this reporting period.

2. SAMPLING ACTIVITIES AND ANALYTICAL RESULTS

- No sampling was conducted during this reporting period.

3. ANTICIPATED TASKS FOR NEXT REPORTING PERIOD

SESI anticipates performing the following tasks in the next weekly reporting period:

- Community air monitoring in accordance with the approved CAMP during SOE prep and soil export activities.
- Vapor mitigation system installation.

If you have any questions, please feel free to call me at (973) 808-9050.

Sincerely,

SESI CONSULTING ENGINEERS, DPC



James Vander Vliet, PE, LSRP
Senior Project Engineer

Attachments:
Figure 1
Figure 2
Photolog

FIGURES

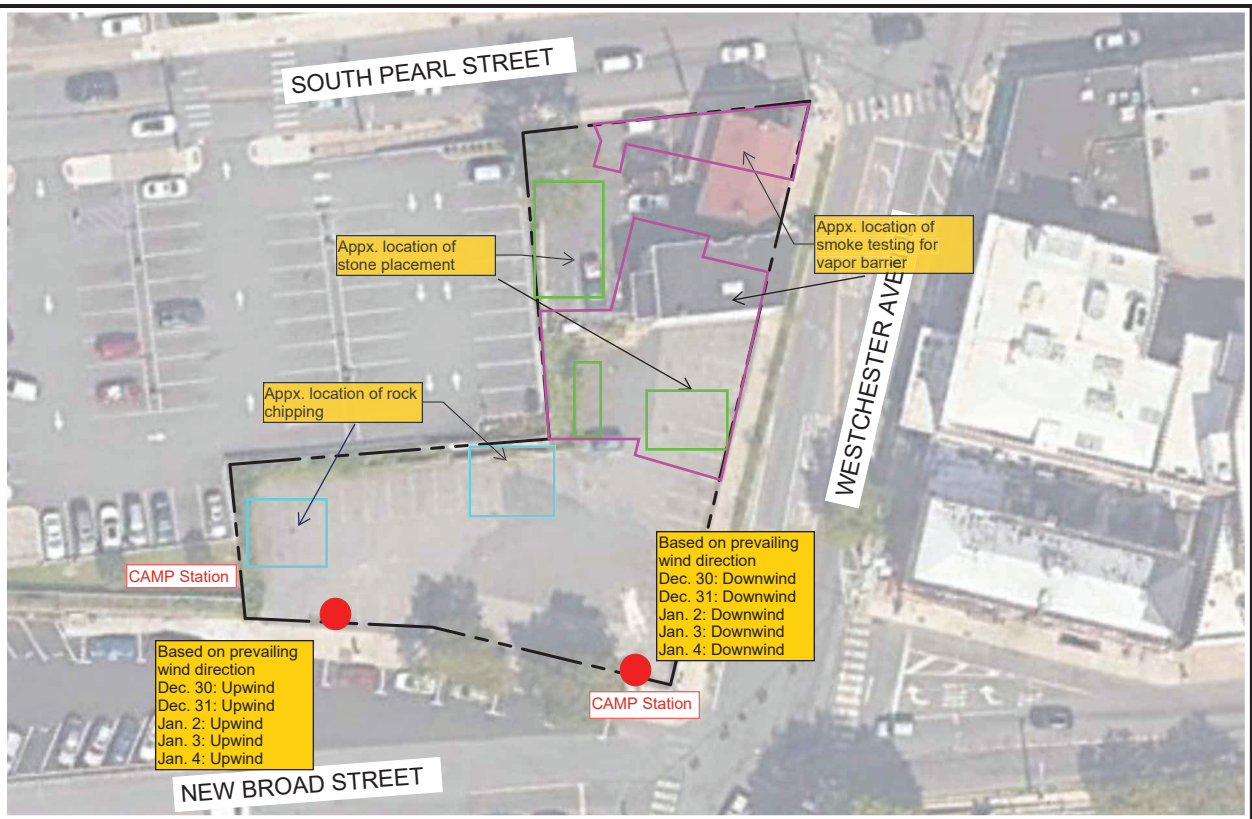

LEGEND:

BCP SITE BOUNDARY

Scale 1"=40'

0 40 80

REFERENCE
SITE SURVEY PREPARED BY RICHARD J. DOMATO, DATED MARCH 5, 2021.

NOTE:
THIS PLAN IS FOR LOCATING SOIL BORINGS ONLY.
OTHER SITE WORK SHOWN HERE IS NOT INTENDED FOR CONSTRUCTION.

NYS Education Law
Unauthorized alterations or additions to this plan are a violation of section 7209 (2) of the New York State Education Law. Copies of this map not having the seal of the engineer shall not be valid.

© SESI CONSULTING ENGINEERS 2024
This drawing and all information contained here on is proprietary information of SESI CONSULTING ENGINEERS and may not be copied or reproduced, either in whole or in part, by any method, without written permission of SESI CONSULTING ENGINEERS

dwg by: AW
chk by: JS
scale: AS NOTED
date: 05/14/2024

SESI CONSULTING ENGINEERS
GEOTECHNICAL | ENVIRONMENTAL | SITE CIVIL
399 ROUTE 46E, 3RD FLOOR, PARSIPPANY, NJ 07054 PH: 973.808.9669

project:
REMEDIAL ACTION WORK PLAN
140, 148-150 WESTCHESTER AVENUE
PORT CHESTER, NEW YORK 10573

title:
BCP BOUNDARY MAP

job no: 11895A
drawing no:
FIG-1

N:\CADD\11895A\CADD\ENVIRONMENTAL\RAWP\11895 – FIG-1.2 – BCP BOUNDARY MAP.DWG 05/14/24 08:37:51AM, dlan.ward, LAYOUT:FIG-3.1 SAMPLE LOC PLAN

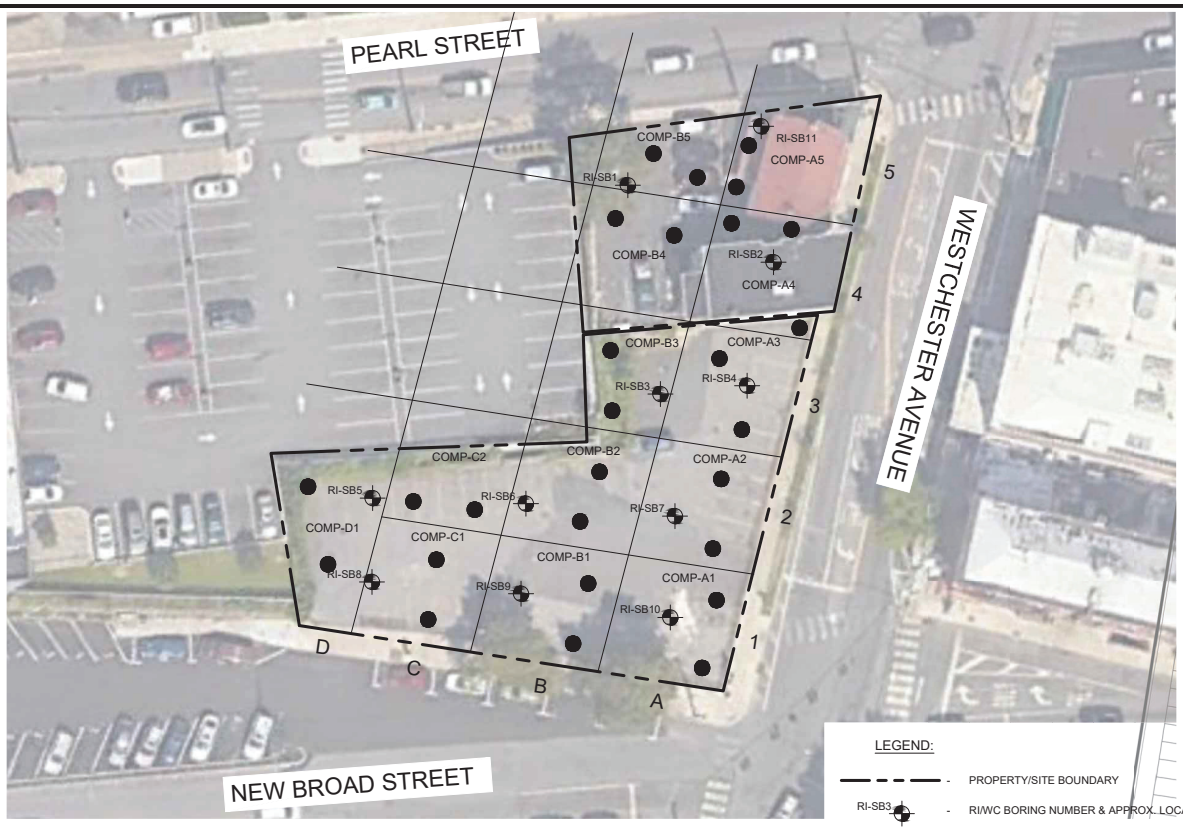

LEGEND:

- PROPERTY/SITE BOUNDARY
- RI/WC BORING NUMBER & APPROX. LOCATION
- WC ONLY BORING NUMBER & APPROX. LOCATION
- 50 X 50 GRIDLINES

Scale 1"=40'

0 40 80

NOTE:
THIS PLAN IS FOR LOCATING SOIL BORINGS ONLY.
OTHER SITE WORK SHOWN HERE IS NOT INTENDED FOR CONSTRUCTION.

REFERENCE
SITE SURVEY PREPARED BY RICHARD J. DOMATO, DATED MARCH 5, 2021.

NYS Education Law
Unauthorized alterations or additions to this plan are a violation of section 7209 (2) of the New York State Education Law. Copies of this map not having the seal of the engineer shall not be valid.

© SESI CONSULTING ENGINEERS 2024
This drawing and all information contained here on is proprietary information of SESI CONSULTING ENGINEERS and may not be copied or reproduced, either in whole or in part, by any method, without written permission of SESI CONSULTING ENGINEERS

dwg by: aas
chk by: FL
scale: N.T.S.
date: 06/09/2022

SESI CONSULTING ENGINEERS
GEOTECHNICAL | ENVIRONMENTAL | SITE/CIVIL
399 ROUTE 46E, 3RD FLOOR, PARSIPPANY, NJ 07054 PH: 973.808.9089

project:
PHASE II INVESTIGATION
140, 148-150 WESTCHESTER AVENUE
PORT CHESTER, NEW YORK 10573

title:
WASTE CHARACTERIZATION
SAMPLE LOCATION PLAN

job no: 11895A
drawing no:

FIG-2

N:\CAD\11895\R\11895 - FIG-4.1 - WC SAMPLE LOC PLAN.DWG 04/09/24 03:54:51PM, dan.ward, LAYOUT:FIG-4.1 WC SAMPLE LOC PLAN

PHOTOLOG



Photo 1: Vapor Barrier Installation



Photo 2: Smoke Test



Photo 3: Rock Chipping



Photo 4: Vapor Barrier Sealing

SESI CONSULTING ENGINEERS
GEOTECHNICAL | ENVIRONMENTAL | SITE CIVIL

Principals:

Anthony Castillo, PE
Franz W. Laki, PE
Fuad Dahan, PhD, PE, LSRP
John M. Nederfield, PE
Justin M. Protasiewicz, PE
Jose M. Rodriguez, PE
Michael St. Pierre, PE

January 18, 2025 **via email: Greta.Kowalski@dec.ny.gov**

Ms. Greta Kowalski
Project Manager
NYSDEC
21 S Putt Corners Road
New Paltz, New York 12561

Re: Weekly Report #19 – January 6 to January 11, 2025
Grand Union Hotel Bowling Alley Site
BCP Site # C360222
Port Chester, New York

Dear Ms. Kowalski:

On behalf of our Client, Port Chester OZ Fund III QOZB, LLC (the "Volunteer"), SESI Consulting Engineers (SESI) is pleased to submit a weekly progress report for the Grand Union Hotel Bowling Alley Site (herein referred to as the "Site"). This progress report is for the week of January 6 through January 11, 2025.

1. SUMMARY OF PROJECT ACTIVITIES: Interim Remedial Measures

A. TASKS PERFORMED DURING CURRENT REPORTING PERIOD

SESI, as the Environmental Engineering Consultant for the project, performed or coordinated the performance of the following tasks:

- SESI was on-site from January 6 through January 11, 2025 to conduct and implement the Community Air Monitoring Plan (CAMP) during soil intrusive activities, including rock chipping and soil exporting. During this period, SESI deployed CAMP air monitoring stations at upwind and downwind locations. No exceedances were identified. Water discharges paused.
- Site activities during this reporting week include the following:

- On January 6, 2025, the contractor continued rock chipping, rock exporting and rebar placing. Dewatering activity paused.
- On January 7, 2025, the contractor continued rock chipping, rock exporting and rebar placing. Dewatering activity paused.
- On January 8, 2025, the contractor continued rock chipping, rock exporting, backfilling and rebar placing. Dewatering activity paused.
- On January 9, 2025, the contractor continued rock chipping, backfilling and rebar placing. Dewatering activity paused.
- On January 10, 2025, the contractor continued rock chipping, rock exporting, backfilling, rebar placing, concrete pouring, vapor barrier installation, geovent and pipe installation for SSDS, and smoke testing. Dewatering activity paused. The smoke test revealed several minor leaks that were sealed using a Liquid Boot spray.
- On January 11, 2025, the contractor continued rebar placing. Dewatering activity paused.

The locations of the field activities are depicted in **Figure 1**.

B. EXCEEDANCES OF CAMP ACTION LEVELS

- Exceedances were not identified during this reporting period.

Daily air monitoring data is provided in the following OneDrive folder link: 11895A CAMP data

C. CHANGES OR DEVIATIONS FROM ORIGINAL PLANS

- There were no changes or deviations from the approved IRMWP (June 1, 2023) during this reporting period.

2. SAMPLING ACTIVITIES AND ANALYTICAL RESULTS

- No sampling was conducted during this reporting period.

3. ANTICIPATED TASKS FOR NEXT REPORTING PERIOD

SESI anticipates performing the following tasks in the next weekly reporting period:

- Community air monitoring in accordance with the approved CAMP during SOE prep and soil export activities.
- Vapor mitigation system installation.

If you have any questions, please feel free to call me at (973) 808-9050.

Sincerely,

SESI CONSULTING ENGINEERS, DPC



James Vander Vliet, PE, LSRP
Senior Project Engineer

Attachments:
Figure 1
Figure 2
Photolog

FIGURES

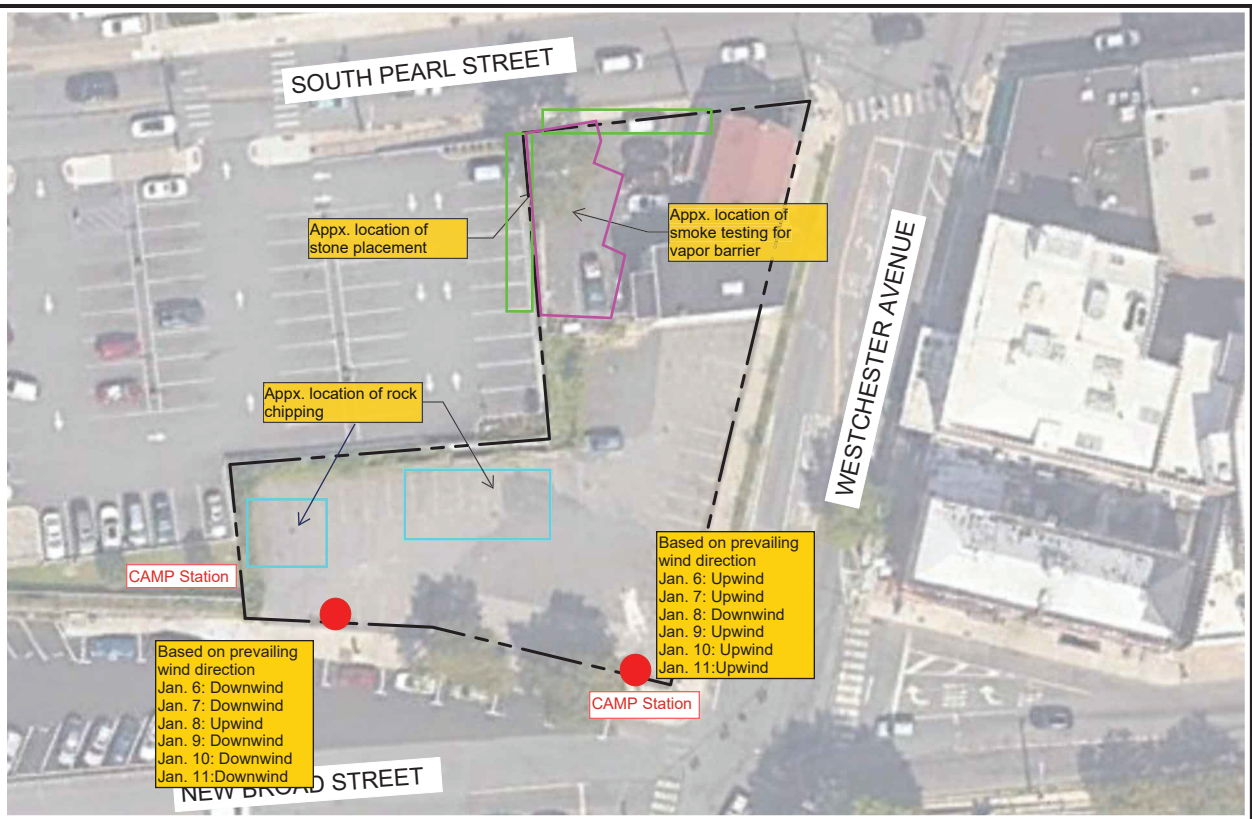

LEGEND:

BCP SITE BOUNDARY

Scale 1"=40'

0 40 80

REFERENCE
SITE SURVEY PREPARED BY RICHARD J. DOMATO, DATED MARCH 5, 2021.

NOTE:
THIS PLAN IS FOR LOCATING SOIL BORINGS ONLY.
OTHER SITE WORK SHOWN HERE IS NOT INTENDED FOR CONSTRUCTION.

NYS Education Law
Unauthorized alterations or additions to this plan are a violation of section 7209 (2) of the New York State Education Law. Copies of this map not having the seal of the engineer shall not be valid.

© SESI CONSULTING ENGINEERS 2024
This drawing and all information contained here on is proprietary information of SESI CONSULTING ENGINEERS and may not be copied or reproduced, either in whole or in part, by any method, without written permission of SESI CONSULTING ENGINEERS

dwg by: AW
chk by: JS
scale: AS NOTED
date: 05/14/2024

SESI CONSULTING ENGINEERS
GEOTECHNICAL | ENVIRONMENTAL | SITE CIVIL
399 ROUTE 46E, 3RD FLOOR, PARSIPPANY, NJ 07054 PH: 973.808.9050

project:
REMEDIAL ACTION WORK PLAN
140, 148-150 WESTCHESTER AVENUE
PORT CHESTER, NEW YORK 10573

title:
BCP BOUNDARY MAP

job no: 11895A
drawing no:
FIG-1

N:\CAD\11895A\CAD\ENVIRONMENTAL\RAWP\11895 – FIG-1.2 – BCP BOUNDARY MAP.DWG 05/14/24 08:37:51AM, dlan.ward, LAYOUT:FIG-3.1 SAMPLE LOC PLAN

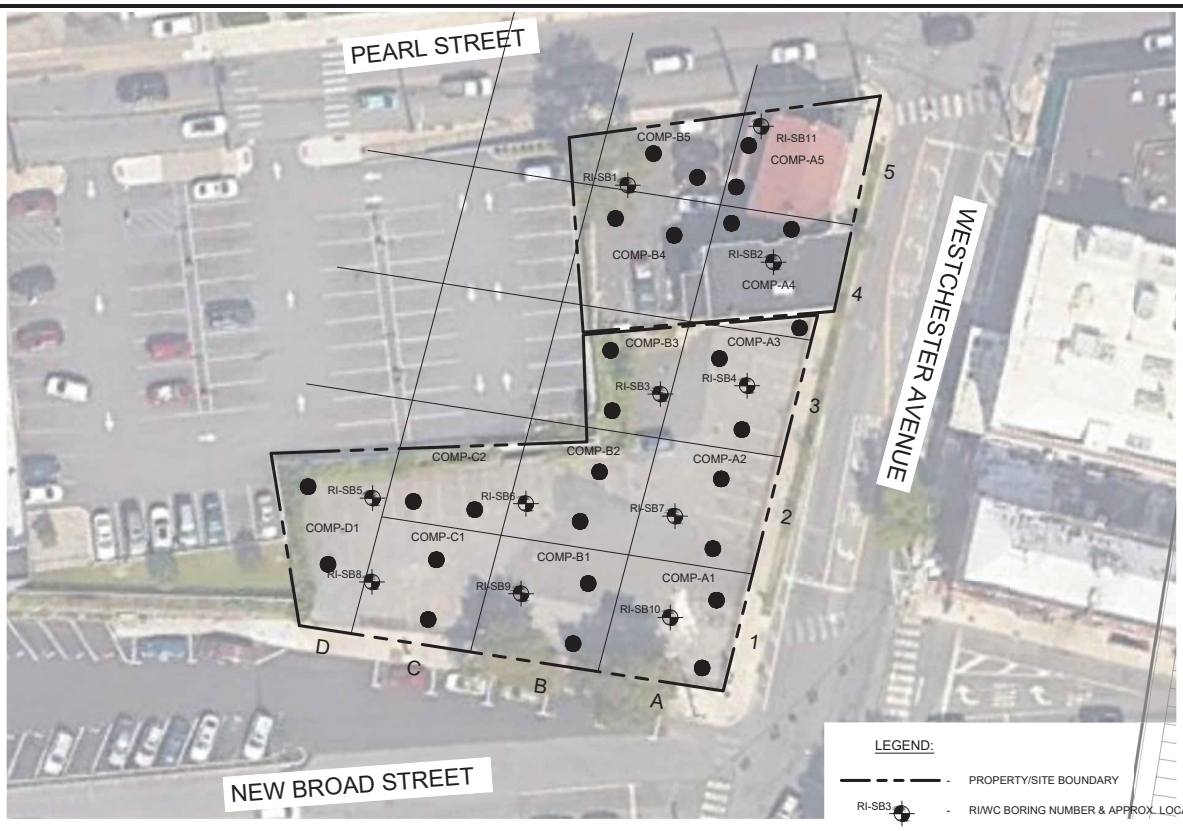

LEGEND:

- PROPERTY/SITE BOUNDARY
- RI/WC BORING NUMBER & APPROX. LOCATION
- WC ONLY BORING NUMBER & APPROX. LOCATION
- 50 X 50 GRIDLINES

Scale 1"=40'

0 40 80

NOTE:
THIS PLAN IS FOR LOCATING SOIL BORINGS ONLY.
OTHER SITE WORK SHOWN HERE IS NOT INTENDED FOR CONSTRUCTION.

REFERENCE
SITE SURVEY PREPARED BY RICHARD J. DOMATO, DATED MARCH 5, 2021.

NYS Education Law
Unauthorized alterations or additions to this plan are a violation of section 7209 (2) of the New York State Education Law. Copies of this map not having the seal of the engineer shall not be valid.

© SESI CONSULTING ENGINEERS 2024
This drawing and all information contained here on is proprietary information of SESI CONSULTING ENGINEERS and may not be copied or reproduced, either in whole or in part, by any method, without written permission of SESI CONSULTING ENGINEERS

dwg by: aas
chk by: FL
scale: N.T.S.
date: 06/09/2022

SESI CONSULTING ENGINEERS
GEOTECHNICAL | ENVIRONMENTAL | SITE/CIVIL
399 ROUTE 46E, 3RD FLOOR, PARSIPPANY, NJ 07054 PH: 973.808.9089

project:
PHASE II INVESTIGATION
140, 148-150 WESTCHESTER AVENUE
PORT CHESTER, NEW YORK 10573

title:
WASTE CHARACTERIZATION
SAMPLE LOCATION PLAN

job no: 11895A
drawing no:

FIG-2

N:\CAD\11895\R\11895 - FIG-4.1 - WC SAMPLE LOC PLAN.DWG 04/09/24 03:54:51PM, dan.ward, LAYOUT:FIG-4.1 WC SAMPLE LOC PLAN

PHOTOLOG



Photo 1: Stone Placing



Photo 2: Rock Exporting



Photo 3: Rock Chipping



Photo 4: Vapor Barrier Sealing

SESI CONSULTING ENGINEERS
GEOTECHNICAL | ENVIRONMENTAL | SITE CIVIL

Principals:

Anthony Castillo, PE
Franz W. Laki, PE
Fuad Dahan, PhD, PE, LSRP
John M. Nederfield, PE
Justin M. Protasiewicz, PE
Jose M. Rodriguez, PE
Michael St. Pierre, PE

January 22, 2025 **via email: Greta.Kowalski@dec.ny.gov**

Ms. Greta Kowalski
Project Manager
NYSDEC
21 S Putt Corners Road
New Paltz, New York 12561

Re: Weekly Report #20 – January 13 to January 18, 2025
Grand Union Hotel Bowling Alley Site
BCP Site # C360222
Port Chester, New York

Dear Ms. Kowalski:

On behalf of our Client, Port Chester OZ Fund III QOZB, LLC (the "Volunteer"), SESI Consulting Engineers (SESI) is pleased to submit a weekly progress report for the Grand Union Hotel Bowling Alley Site (herein referred to as the "Site"). This progress report is for the week of January 13 through January 18, 2025.

1. SUMMARY OF PROJECT ACTIVITIES: Interim Remedial Measures

A. TASKS PERFORMED DURING CURRENT REPORTING PERIOD

SESI, as the Environmental Engineering Consultant for the project, performed or coordinated the performance of the following tasks:

- SESI was on-site from January 13 through January 18, 2025 to conduct and implement the Community Air Monitoring Plan (CAMP) during soil intrusive activities, including rock chipping and soil exporting. During this period, SESI deployed CAMP air monitoring stations at upwind and downwind locations. No exceedances were identified. Water discharges paused.
- Site activities during this reporting week include the following:

- On January 13, 2025, the contractor continued rock chipping, rock exporting and rebar placing. Dewatering activity paused.
- On January 14, 2025, the contractor continued rock exporting and rebar placing. Dewatering activity paused.
- On January 15, 2025, the contractor continued backfilling and rebar placing. Dewatering activity paused.
- On January 16, 2025, the contractor continued rock chipping, backfilling and concrete/rebar placing. Dewatering activity paused.
- On January 17, 2025, the contractor continued rock chipping, backfilling and concrete/rebar placing. Dewatering activity paused.
- On January 18, 2025, the contractor installed three (3) rakers and one (1) waler. Dewatering activity paused.

The locations of the field activities are depicted in **Figure 1**.

B. EXCEEDANCES OF CAMP ACTION LEVELS

- Exceedances were not identified during this reporting period.
- Due to a battery issue, CAMP data from AMS-1 was not recorded on January 15 and 16, 2025. On both days, an SESI employee monitored the stations until site activities were terminated. No visible dust was observed.

Daily air monitoring data is provided in the following OneDrive folder link: 11895A CAMP data

C. CHANGES OR DEVIATIONS FROM ORIGINAL PLANS

- There were no changes or deviations from the approved IRMWP (June 1, 2023) during this reporting period.

2. SAMPLING ACTIVITIES AND ANALYTICAL RESULTS

- No sampling was conducted during this reporting period.

3. ANTICIPATED TASKS FOR NEXT REPORTING PERIOD

SESI anticipates performing the following tasks in the next weekly reporting period:

- Community air monitoring in accordance with the approved CAMP during SOE prep and soil export activities.
- Vapor mitigation system installation.

If you have any questions, please feel free to call me at (973) 808-9050.

Sincerely,

SESI CONSULTING ENGINEERS, DPC



James Vander Vliet, PE, LSRP
Senior Project Engineer

Attachments:
Figure 1
Figure 2
Photolog

FIGURES

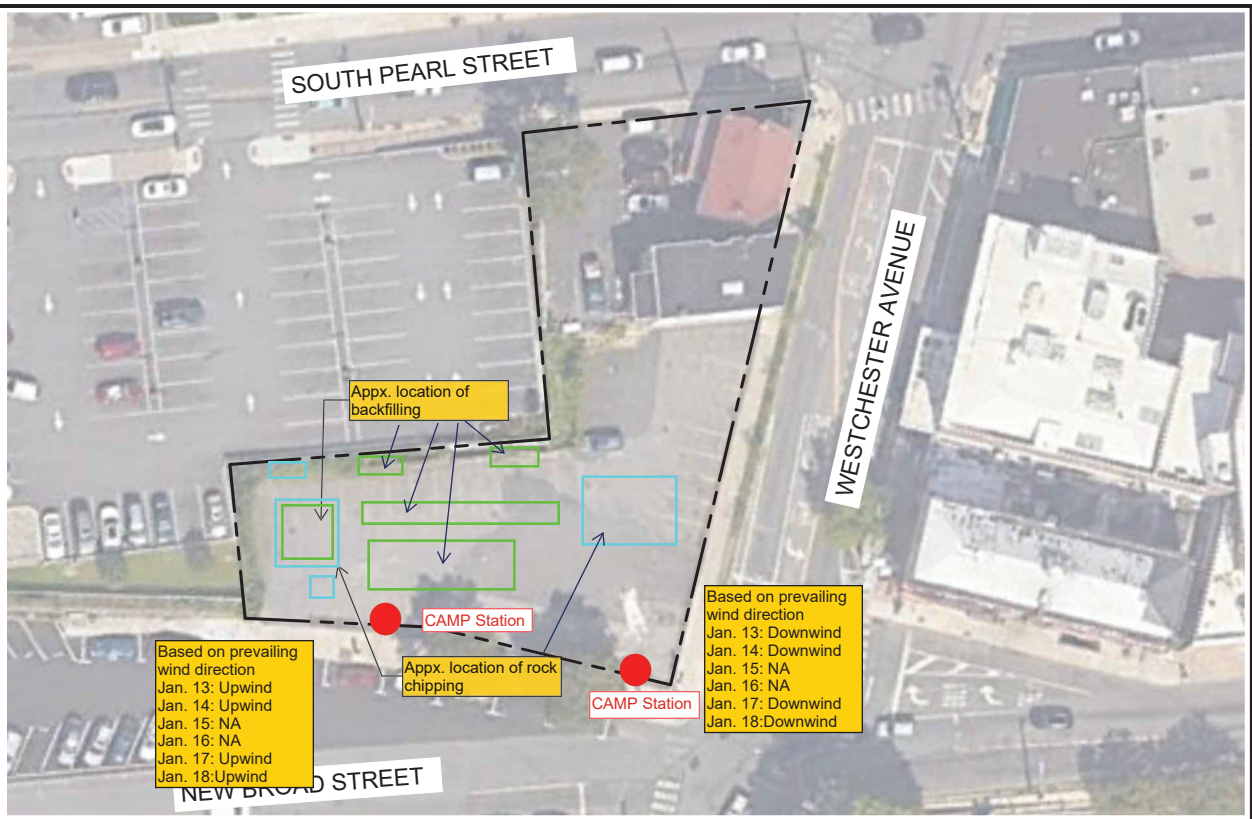

LEGEND:

BCP SITE BOUNDARY

Scale 1"=40'

0 40 80

REFERENCE
SITE SURVEY PREPARED BY RICHARD J. DOMATO, DATED MARCH 5, 2021.

NOTE:
THIS PLAN IS FOR LOCATING SOIL BORINGS ONLY.
OTHER SITE WORK SHOWN HERE IS NOT INTENDED FOR CONSTRUCTION.

NYS Education Law
Unauthorized alterations or additions to this plan are a violation of section 7209 (2) of the New York State Education Law. Copies of this map not having the seal of the engineer shall not be valid.

© SESI CONSULTING ENGINEERS 2024
This drawing and all information contained here on is proprietary information of SESI CONSULTING ENGINEERS and may not be copied or reproduced, either in whole or in part, by any method, without written permission of SESI CONSULTING ENGINEERS

dwg by: AW
chk by: JS
scale: AS NOTED
date: 05/14/2024

SESI CONSULTING ENGINEERS
GEOTECHNICAL | ENVIRONMENTAL | SITE CIVIL
999 ROUTE 46E, 3RD FLOOR, PARSIPPANY, NJ 07054 PH: 973.808.9050

project:
REMEDIAL ACTION WORK PLAN
140, 148-150 WESTCHESTER AVENUE
PORT CHESTER, NEW YORK 10573

title:
BCP BOUNDARY MAP

job no: 11895A
drawing no:
FIG-1

N:\CAD\11895A\CAD\ENVIRONMENTAL\RAWP\11895 – FIG-1.2 – BCP BOUNDARY MAP.DWG 05/14/24 08:37:51AM, dlan.ward, LAYOUT:FIG-3.1 SAMPLE LOC PLAN

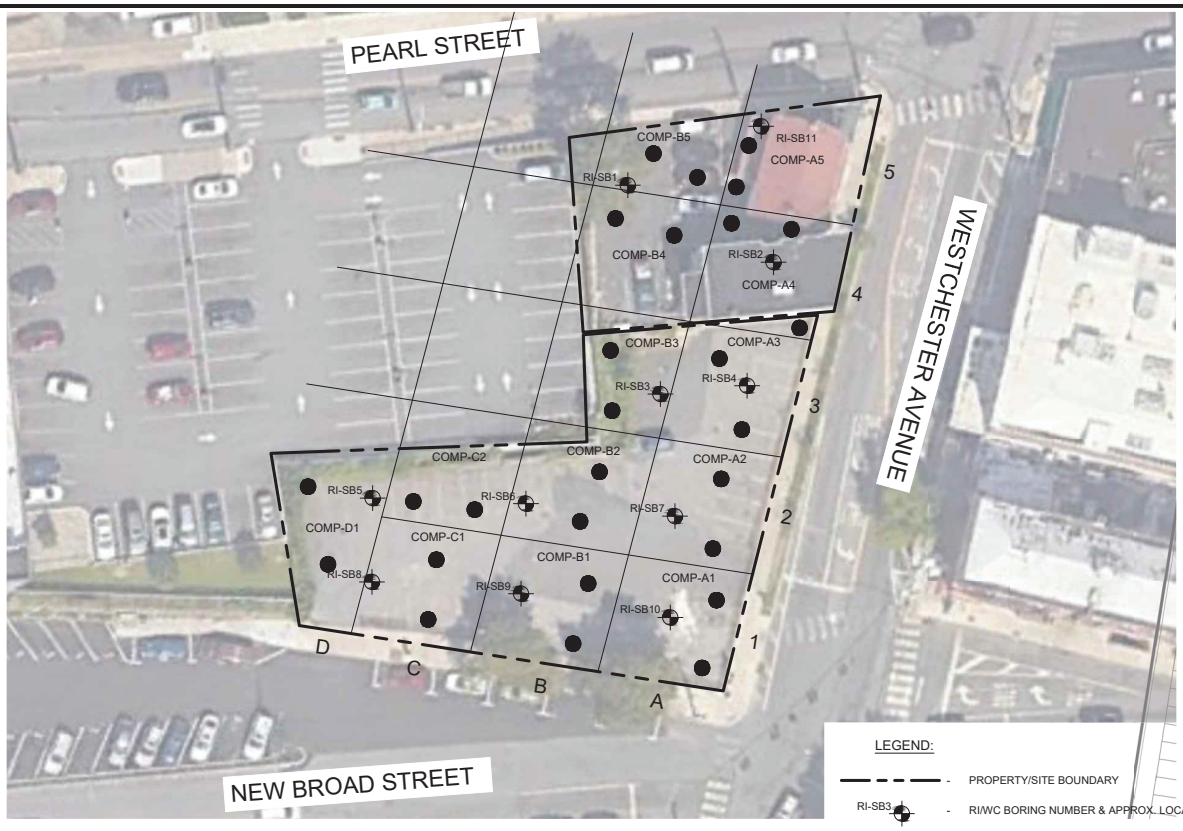

LEGEND:

- PROPERTY/SITE BOUNDARY
- RI/WC BORING NUMBER & APPROX. LOCATION
- WC ONLY BORING NUMBER & APPROX. LOCATION
- 50 X 50 GRIDLINES

Scale 1"=40'

0 40 80

NOTE:
THIS PLAN IS FOR LOCATING SOIL BORINGS ONLY.
OTHER SITE WORK SHOWN HERE IS NOT INTENDED FOR CONSTRUCTION.

REFERENCE
SITE SURVEY PREPARED BY RICHARD J. DOMATO, DATED MARCH 5, 2021.

NYS Education Law
Unauthorized alterations or additions to this plan are a violation of section 7209 (2) of the New York State Education Law. Copies of this map not having the seal of the engineer shall not be valid.

© SESI CONSULTING ENGINEERS 2024
This drawing and all information contained here on is proprietary information of SESI CONSULTING ENGINEERS and may not be copied or reproduced, either in whole or in part, by any method, without written permission of SESI CONSULTING ENGINEERS

dwg by: aas
chk by: FL
scale: N.T.S.
date: 06/09/2022

SESI CONSULTING ENGINEERS
GEOTECHNICAL | ENVIRONMENTAL | SITE/CIVIL
399 ROUTE 46E, 3RD FLOOR, PARSIPPANY, NJ 07054 PH: 973.808.9089

project:
PHASE II INVESTIGATION
140, 148-150 WESTCHESTER AVENUE
PORT CHESTER, NEW YORK 10573

title:
WASTE CHARACTERIZATION
SAMPLE LOCATION PLAN

job no: 11895A
drawing no:

FIG-2

N:\CAD\11895\R\11895 - FIG-4.1 - WC SAMPLE LOC PLAN.DWG 04/09/24 03:54:51PM, dan.ward, LAYOUT:FIG-4.1 WC SAMPLE LOC PLAN

PHOTOLOG



Photo 1: Backfilling



Photo 2: Rock Excavation



Photo 3: Rock Chipping



Photo 4: CAMP Sation

SESI CONSULTING ENGINEERS
GEOTECHNICAL | ENVIRONMENTAL | SITE CIVIL

Principals:

Anthony Castillo, PE
Franz W. Laki, PE
Fuad Dahan, PhD, PE, LSRP
John M. Nederfield, PE
Justin M. Protasiewicz, PE
Jose M. Rodriguez, PE
Michael St. Pierre, PE

January 30, 2025 **via email: Greta.Kowalski@dec.ny.gov**

Ms. Greta Kowalski
Project Manager
NYSDEC
21 S Putt Corners Road
New Paltz, New York 12561

Re: Weekly Report #21 – January 20 to January 25, 2025
Grand Union Hotel Bowling Alley Site
BCP Site # C360222
Port Chester, New York

Dear Ms. Kowalski:

On behalf of our Client, Port Chester OZ Fund III QOZB, LLC (the "Volunteer"), SESI Consulting Engineers (SESI) is pleased to submit a weekly progress report for the Grand Union Hotel Bowling Alley Site (herein referred to as the "Site"). This progress report is for the week of January 20 through January 25, 2025.

1. SUMMARY OF PROJECT ACTIVITIES: Interim Remedial Measures

A. TASKS PERFORMED DURING CURRENT REPORTING PERIOD

SESI, as the Environmental Engineering Consultant for the project, performed or coordinated the performance of the following tasks:

- SESI was on-site from January 20 through January 25, 2025 to conduct and implement the Community Air Monitoring Plan (CAMP) during soil intrusive activities, including rock chipping and soil exporting. During this period, SESI deployed CAMP air monitoring stations at upwind and downwind locations. No exceedances were identified. Water discharges paused.
- Site activities during this reporting week include the following:

- On January 20, 2025, the contractor continued rock excavation, backfilling and rebar placing. Dewatering activity paused.
- On January 21, 2025, the contractor continued rock chipping and backfilling. Dewatering activity paused.
- On January 22, 2025, the contractor continued rock excavation, backfilling and flowable fill placing. Dewatering activity paused.
- On January 23, 2025, the contractor continued rock excavation and exporting, backfilling, and concrete/rebar placing. Dewatering activity paused.
- On January 24, 2025, the contractor continued rock excavation and concrete/rebar placing. The contractor installed four (4) test pits for rock quality examination. Dewatering activity paused.
- On January 25, 2025, the contractor continued rock chipping and backfilling. Dewatering activity paused.

The locations of the field activities are depicted in **Figure 1**.

B. EXCEEDANCES OF CAMP ACTION LEVELS

- Exceedances were not identified during this reporting period.

Daily air monitoring data is provided in the following OneDrive folder link: 11895A CAMP data

C. CHANGES OR DEVIATIONS FROM ORIGINAL PLANS

- There were no changes or deviations from the approved IRMWP (June 1, 2023) during this reporting period.

2. SAMPLING ACTIVITIES AND ANALYTICAL RESULTS

- No sampling was conducted during this reporting period.

3. ANTICIPATED TASKS FOR NEXT REPORTING PERIOD

SESI anticipates performing the following tasks in the next weekly reporting period:

- Community air monitoring in accordance with the approved CAMP during SOE prep and soil export activities.
- Vapor mitigation system installation.

If you have any questions, please feel free to call me at (973) 808-9050.

Sincerely,

SESI CONSULTING ENGINEERS, DPC



James Vander Vliet, PE, LSRP
Senior Project Engineer

Attachments:
Figure 1
Figure 2
Photolog

FIGURES

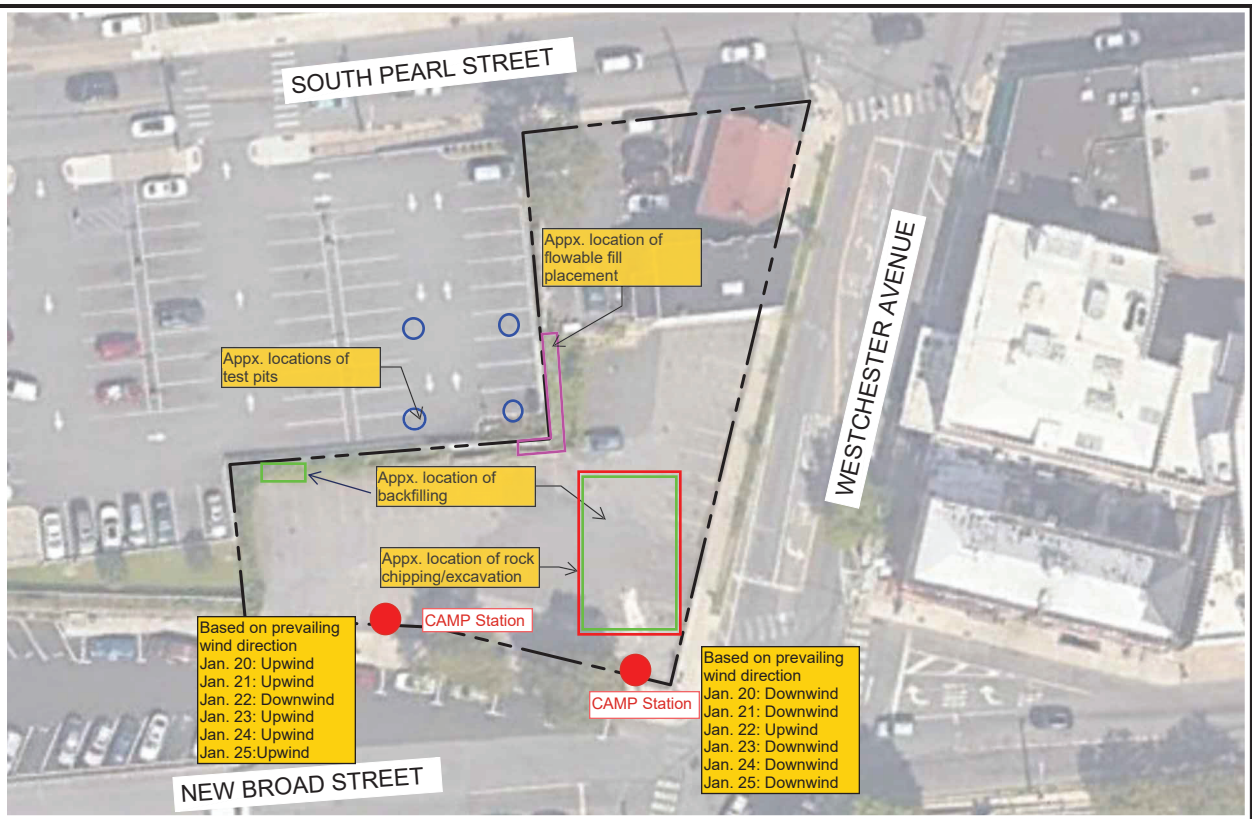

LEGEND:

BCP SITE BOUNDARY

Scale 1"=40'

0 40 80

REFERENCE
SITE SURVEY PREPARED BY RICHARD J. DOMATO, DATED MARCH 5, 2021.

NOTE:
THIS PLAN IS FOR LOCATING SOIL BORINGS ONLY.
OTHER SITE WORK SHOWN HERE IS NOT INTENDED FOR CONSTRUCTION.

NYS Education Law
Unauthorized alterations or additions to this plan are a violation of section 7209 (2) of the New York State Education Law. Copies of this map not having the seal of the engineer shall not be valid.

© SESI CONSULTING ENGINEERS 2024
This drawing and all information contained here on is proprietary information of SESI CONSULTING ENGINEERS and may not be copied or reproduced, either in whole or in part, by any method, without written permission of SESI CONSULTING ENGINEERS

dwg by: AW
chk by: JS
scale: AS NOTED
date: 05/14/2024

SESI CONSULTING ENGINEERS
GEOTECHNICAL | ENVIRONMENTAL | SITE CIVIL
399 ROUTE 46E, 3RD FLOOR, PARSIPPANY, NJ 07054 PH: 973.808.9859

project:
REMEDIAL ACTION WORK PLAN
140, 148-150 WESTCHESTER AVENUE
PORT CHESTER, NEW YORK 10573

title:
BCP BOUNDARY MAP

job no: 11895A
drawing no:
FIG-1

N:\CAD\11895A\CAD\ENVIRONMENTAL\RAWP\11895 – FIG-1.2 – BCP BOUNDARY MAP.DWG 05/14/24 08:37:51AM, dlan.ward, LAYOUT:FIG-3.1 SAMPLE LOC PLAN

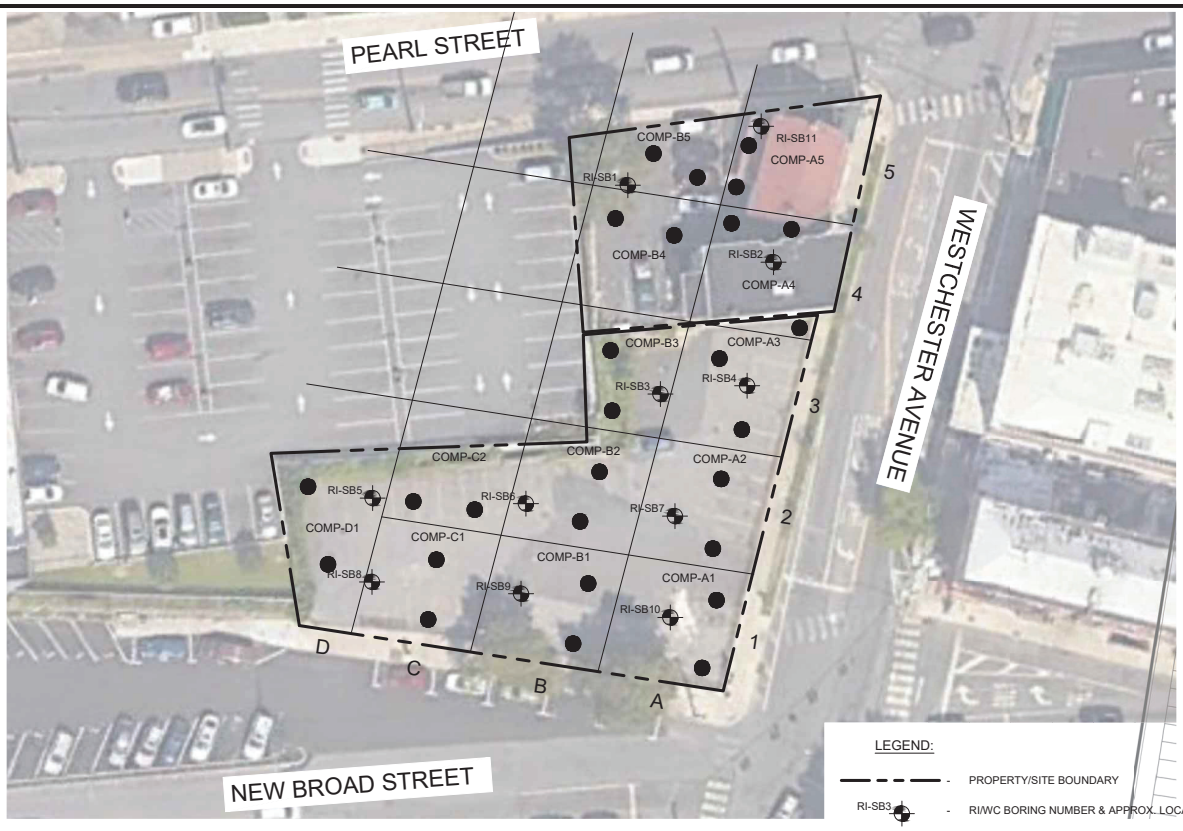

LEGEND:

- PROPERTY/SITE BOUNDARY
- RI/WC BORING NUMBER & APPROX. LOCATION
- WC ONLY BORING NUMBER & APPROX. LOCATION
- 50 X 50 GRIDLINES

Scale 1"=40'

0 40 80

NOTE:
THIS PLAN IS FOR LOCATING SOIL BORINGS ONLY.
OTHER SITE WORK SHOWN HERE IS NOT INTENDED FOR CONSTRUCTION.

REFERENCE
SITE SURVEY PREPARED BY RICHARD J. DOMATO, DATED MARCH 5, 2021.

NYS Education Law
Unauthorized alterations or additions to this plan are a violation of section 7209 (2) of the New York State Education Law. Copies of this map not having the seal of the engineer shall not be valid.

© SESI CONSULTING ENGINEERS 2024
This drawing and all information contained here on is proprietary information of SESI CONSULTING ENGINEERS and may not be copied or reproduced, either in whole or in part, by any method, without written permission of SESI CONSULTING ENGINEERS

dwg by: aas
chk by: FL
scale: N.T.S.
date: 06/09/2022

SESI CONSULTING ENGINEERS
GEOTECHNICAL | ENVIRONMENTAL | SITE/CIVIL
399 ROUTE 46E, 3RD FLOOR, PARSIPPANY, NJ 07054 PH: 973.808.9089

project:
PHASE II INVESTIGATION
140, 148-150 WESTCHESTER AVENUE
PORT CHESTER, NEW YORK 10573

title:
WASTE CHARACTERIZATION
SAMPLE LOCATION PLAN

job no: 11895A
drawing no:

FIG-2

N:\CAD\11895\R\11895 - FIG-4.1 - WC SAMPLE LOC PLAN.DWG 04/09/24 03:54:51PM, dan.ward, LAYOUT:FIG-4.1 WC SAMPLE LOC PLAN

PHOTOLOG



Photo 1: Backfilling



Photo 2: Rock Chipping



Photo 3: Test Pit Excavation



Photo 4: Rock Excavation

SESI CONSULTING ENGINEERS
GEOTECHNICAL | ENVIRONMENTAL | SITE CIVIL

Principals:

Anthony Castillo, PE
Franz W. Laki, PE
Fuad Dahan, PhD, PE, LSRP
John M. Nederfield, PE
Justin M. Protasiewicz, PE
Jose M. Rodriguez, PE
Michael St. Pierre, PE

February 4, 2025 **via email: Greta.Kowalski@dec.ny.gov**

Ms. Greta Kowalski
Project Manager
NYSDEC
21 S Putt Corners Road
New Paltz, New York 12561

Re: Weekly Report #22 – January 27 to February 1, 2025
Grand Union Hotel Bowling Alley Site
BCP Site # C360222
Port Chester, New York

Dear Ms. Kowalski:

On behalf of our Client, Port Chester OZ Fund III QOZB, LLC (the "Volunteer"), SESI Consulting Engineers (SESI) is pleased to submit a weekly progress report for the Grand Union Hotel Bowling Alley Site (herein referred to as the "Site"). This progress report is for the week of January 27 through February 1, 2025.

1. SUMMARY OF PROJECT ACTIVITIES: Interim Remedial Measures

A. TASKS PERFORMED DURING CURRENT REPORTING PERIOD

SESI, as the Environmental Engineering Consultant for the project, performed or coordinated the performance of the following tasks:

- SESI was on-site from January 27 through February 1, 2025 to conduct and implement the Community Air Monitoring Plan (CAMP) during soil intrusive activities, including rock chipping and soil exporting. During this period, SESI deployed CAMP air monitoring stations at upwind and downwind locations. No exceedances were identified. Water discharges paused.
- Site activities during this reporting week include the following:

- On January 27, 2025, the contractor continued rock excavation and rebar/concrete placing. Dewatering activity paused.
- On January 28, 2025, the contractor continued rock excavation and rebar/concrete placing. Dewatering activity paused.
- On January 29, 2025, the contractor continued backfilling and rebar/concrete placing. Dewatering activity paused.
- On January 30, 2025, the contractor continued rock excavation and rebar/concrete placing. Dewatering activity paused.
- On January 31, 2025, the contractor continued rock excavation and rebar/concrete placing. Dewatering activity paused.
- On February 1, 2025, the contractor installed three (3) rakers and three (3) walers and continued rebar/concrete placing.

The locations of the field activities are depicted in **Figure 1**.

B. EXCEEDANCES OF CAMP ACTION LEVELS

- Exceedances were not identified during this reporting period.
- Due to a technical issue, the CAMP data for 2/1/25 failed to upload to the server. However, the SESI field representative monitored both AMS-1 and AMS-2 stations in real time throughout the day; no exceedances were recorded.

Daily air monitoring data is provided in the following OneDrive folder link: 11895A CAMP data

C. CHANGES OR DEVIATIONS FROM ORIGINAL PLANS

- There were no changes or deviations from the approved IRMWP (June 1, 2023) during this reporting period.

2. SAMPLING ACTIVITIES AND ANALYTICAL RESULTS

- No sampling was conducted during this reporting period.

3. ANTICIPATED TASKS FOR NEXT REPORTING PERIOD

SESI anticipates performing the following tasks in the next weekly reporting period:

- Community air monitoring in accordance with the approved CAMP during SOE prep and soil export activities.

If you have any questions, please feel free to call me at (973) 808-9050.

Sincerely,

SESI CONSULTING ENGINEERS, DPC



James Vander Vliet, PE, LSRP
Senior Project Engineer

Attachments:
Figure 1
Figure 2
Photolog

FIGURES

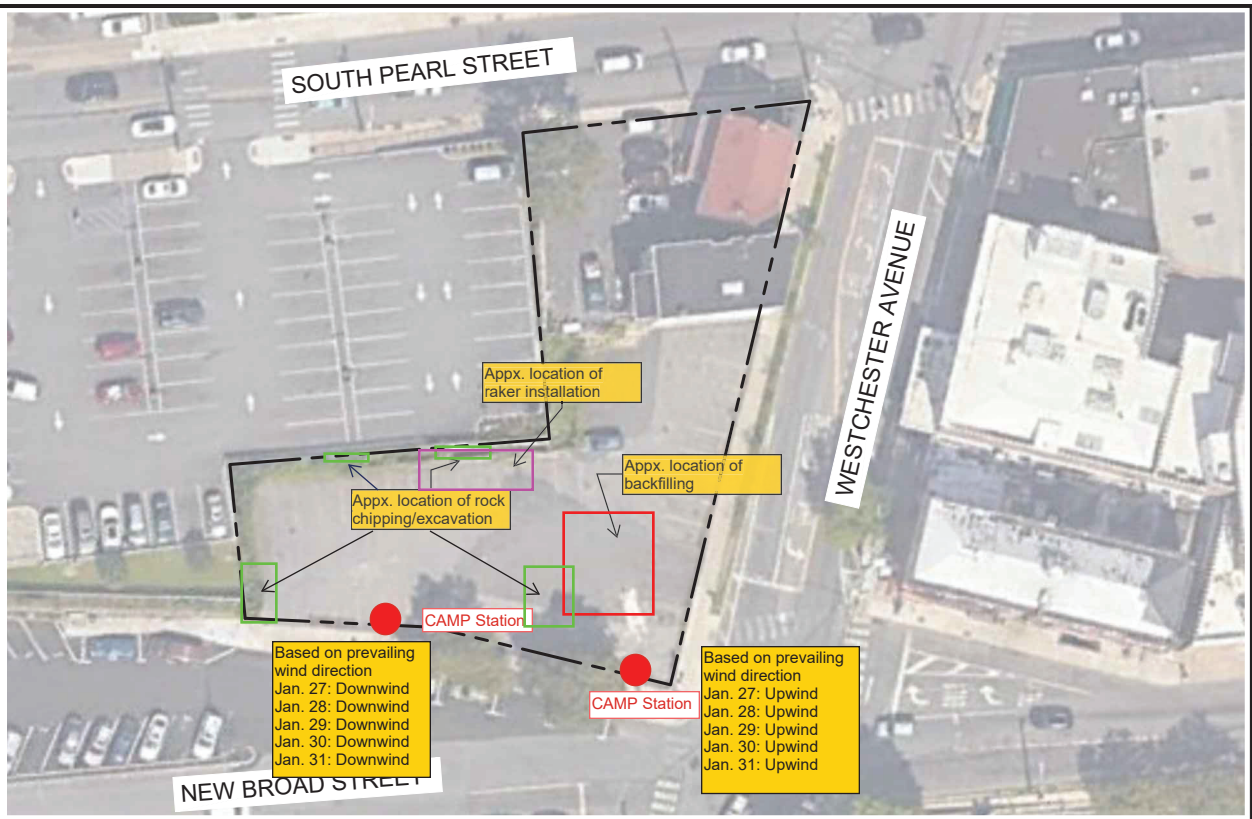

LEGEND:

BCP SITE BOUNDARY

Scale 1"=40'

0 40 80

REFERENCE
SITE SURVEY PREPARED BY RICHARD J. DOMATO, DATED MARCH 5, 2021.

NOTE:
THIS PLAN IS FOR LOCATING SOIL BORINGS ONLY.
OTHER SITE WORK SHOWN HERE IS NOT INTENDED FOR CONSTRUCTION.

NYS Education Law
Unauthorized alterations or additions to this plan are a violation of section 7209 (2) of the New York State Education Law. Copies of this map not having the seal of the engineer shall not be valid.

© SESI CONSULTING ENGINEERS 2024
This drawing and all information contained here on is proprietary information of SESI CONSULTING ENGINEERS and may not be copied or reproduced, either in whole or in part, by any method, without written permission of SESI CONSULTING ENGINEERS

dwg by: AW
chk by: JS
scale: AS NOTED
date: 05/14/2024

SESI CONSULTING ENGINEERS
GEOTECHNICAL | ENVIRONMENTAL | SITE/CIVIL
999 ROUTE 46E, 3RD FLOOR, PARSIPPANY, NJ 07054 PH: 973.808.9050

project: REMEDIAL ACTION WORK PLAN
140, 148-150 WESTCHESTER AVENUE
PORT CHESTER, NEW YORK 10573

title: BCP BOUNDARY MAP

job no: 11895A
drawing no:

FIG-1

N:\CADD\11895A\CADD\ENVIRONMENTAL\RAWP\11895 – FIG-1.2 – BCP BOUNDARY MAP.DWG 05/14/24 08:37:51AM, dlan.ward, LAYOUT:FIG-3.1 SAMPLE LOC PLAN

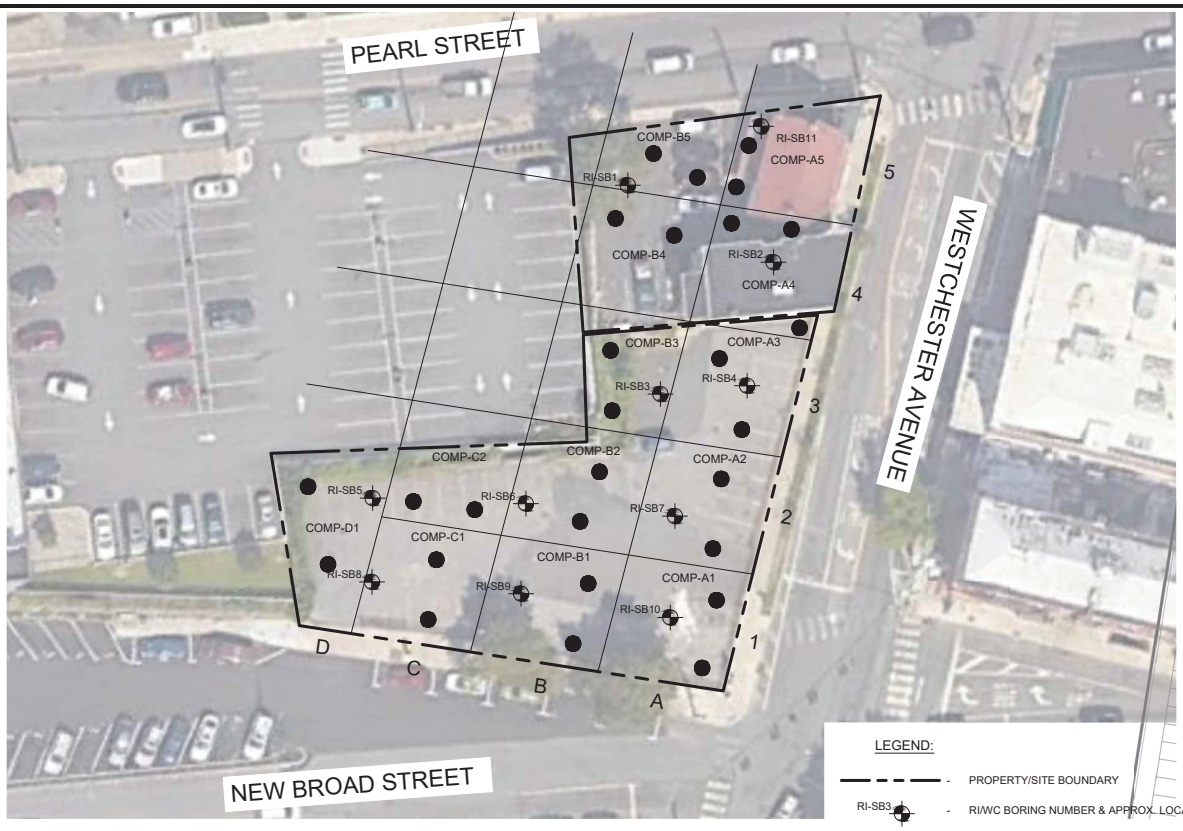

LEGEND:

- PROPERTY/SITE BOUNDARY
- RI/WC BORING NUMBER & APPROX. LOCATION
- WC ONLY BORING NUMBER & APPROX. LOCATION
- 50 X 50 GRIDLINES

Scale 1"=40'

0 40 80

NOTE:
THIS PLAN IS FOR LOCATING SOIL BORINGS ONLY.
OTHER SITE WORK SHOWN HERE IS NOT INTENDED FOR CONSTRUCTION.

REFERENCE
SITE SURVEY PREPARED BY RICHARD J. DOMATO, DATED MARCH 5, 2021.

NYS Education Law
Unauthorized alterations or additions to this plan are a violation of section 7209 (2) of the New York State Education Law. Copies of this map not having the seal of the engineer shall not be valid.

© SESI CONSULTING ENGINEERS 2024
This drawing and all information contained here on is proprietary information of SESI CONSULTING ENGINEERS and may not be copied or reproduced, either in whole or in part, by any method, without written permission of SESI CONSULTING ENGINEERS

dwg by: aas
chk by: FL
scale: N.T.S.
date: 06/09/2022

SESI CONSULTING ENGINEERS
GEOTECHNICAL | ENVIRONMENTAL | SITE/CIVIL
399 ROUTE 46E, 3RD FLOOR, PARSIPPANY, NJ 07054 PH: 973.808.9089

project:
PHASE II INVESTIGATION
140, 148-150 WESTCHESTER AVENUE
PORT CHESTER, NEW YORK 10573

title:
WASTE CHARACTERIZATION
SAMPLE LOCATION PLAN

job no: 11895A
drawing no:

FIG-2

N:\CAD\11895\R\11895 - FIG-4.1 - WC SAMPLE LOC PLAN.DWG 04/09/24 03:54:51PM, dan.ward, LAYOUT:FIG-4.1 WC SAMPLE LOC PLAN

PHOTOLOG



Photo 1: Concrete Placing



Photo 2: Rock Chipping



Photo 3: Rock Excavation



Photo 4: Rock Excavation

SESI CONSULTING ENGINEERS
GEOTECHNICAL | ENVIRONMENTAL | SITE CIVIL

Principals:

Anthony Castillo, PE
Franz W. Laki, PE
Fuad Dahan, PhD, PE, LSRP
John M. Nederfield, PE
Justin M. Protasiewicz, PE
Jose M. Rodriguez, PE
Michael St. Pierre, PE

February 12, 2025 **via email: Greta.Kowalski@dec.ny.gov**

Ms. Greta Kowalski
Project Manager
NYSDEC
21 S Putt Corners Road
New Paltz, New York 12561

Re: Weekly Report #23 – February 3 to February 8, 2025
Grand Union Hotel Bowling Alley Site
BCP Site # C360222
Port Chester, New York

Dear Ms. Kowalski:

On behalf of our Client, Port Chester OZ Fund III QOZB, LLC (the "Volunteer"), SESI Consulting Engineers (SESI) is pleased to submit a weekly progress report for the Grand Union Hotel Bowling Alley Site (herein referred to as the "Site"). This progress report is for the week of February 3 through February 8, 2025.

1. SUMMARY OF PROJECT ACTIVITIES: Interim Remedial Measures

A. TASKS PERFORMED DURING CURRENT REPORTING PERIOD

SESI, as the Environmental Engineering Consultant for the project, performed or coordinated the performance of the following tasks:

- SESI was on-site from February 3 through February 8, 2025 to conduct and implement the Community Air Monitoring Plan (CAMP) during soil intrusive activities, including rock chipping and soil exporting. During this period, SESI deployed CAMP air monitoring stations at upwind and downwind locations. No exceedances were identified. Water discharges paused.
- Site activities during this reporting week include the following:

- On February 3, 2025, the contractor continued rock excavation and rebar/concrete placing. Dewatering activity paused.
- On February 4, 2025, the contractor continued rock excavation and rebar/concrete placing. Dewatering activity paused.
- On February 5, 2025, the contractor continued rock excavation and rebar/concrete placing. Dewatering activity paused.
- On February 6, 2025, the contractor continued rock excavation and rebar/concrete placing. Dewatering activity paused.
- On February 7, 2025, the contractor continued rock excavation and rebar/concrete placing. Dewatering activity paused.
- On February 8, 2025 the contractor installed four (4) bedrock test pits within the proposed crane pad and backfilled the test pits afterwards. The contractor also continued rebar/concrete placing. Dewatering activity paused.

The locations of the field activities are depicted in **Figure 1**.

B. EXCEEDANCES OF CAMP ACTION LEVELS

- Exceedances were not identified during this reporting period.
- Due to a technical issue, the CAMP data for 2/6/25 failed to upload to the server. However, the SESI field representative monitored both AMS-1 and AMS-2 stations in real time throughout the day; no exceedances were recorded.

Daily air monitoring data is provided in the following OneDrive folder link: 11895A CAMP data

C. CHANGES OR DEVIATIONS FROM ORIGINAL PLANS

- There were no changes or deviations from the approved IRMWP (June 1, 2023) during this reporting period.

2. SAMPLING ACTIVITIES AND ANALYTICAL RESULTS

- No sampling was conducted during this reporting period.

3. ANTICIPATED TASKS FOR NEXT REPORTING PERIOD

SESI anticipates performing the following tasks in the next weekly reporting period:

- Community air monitoring in accordance with the approved CAMP during SOE prep and soil export activities.
- Monitoring well installation for vertical delineation.

If you have any questions, please feel free to call me at (973) 808-9050.

Sincerely,

SESI CONSULTING ENGINEERS, DPC



James Vander Vliet, PE, LSRP
Senior Project Engineer

Attachments:
Figure 1
Figure 2
Photolog

FIGURES

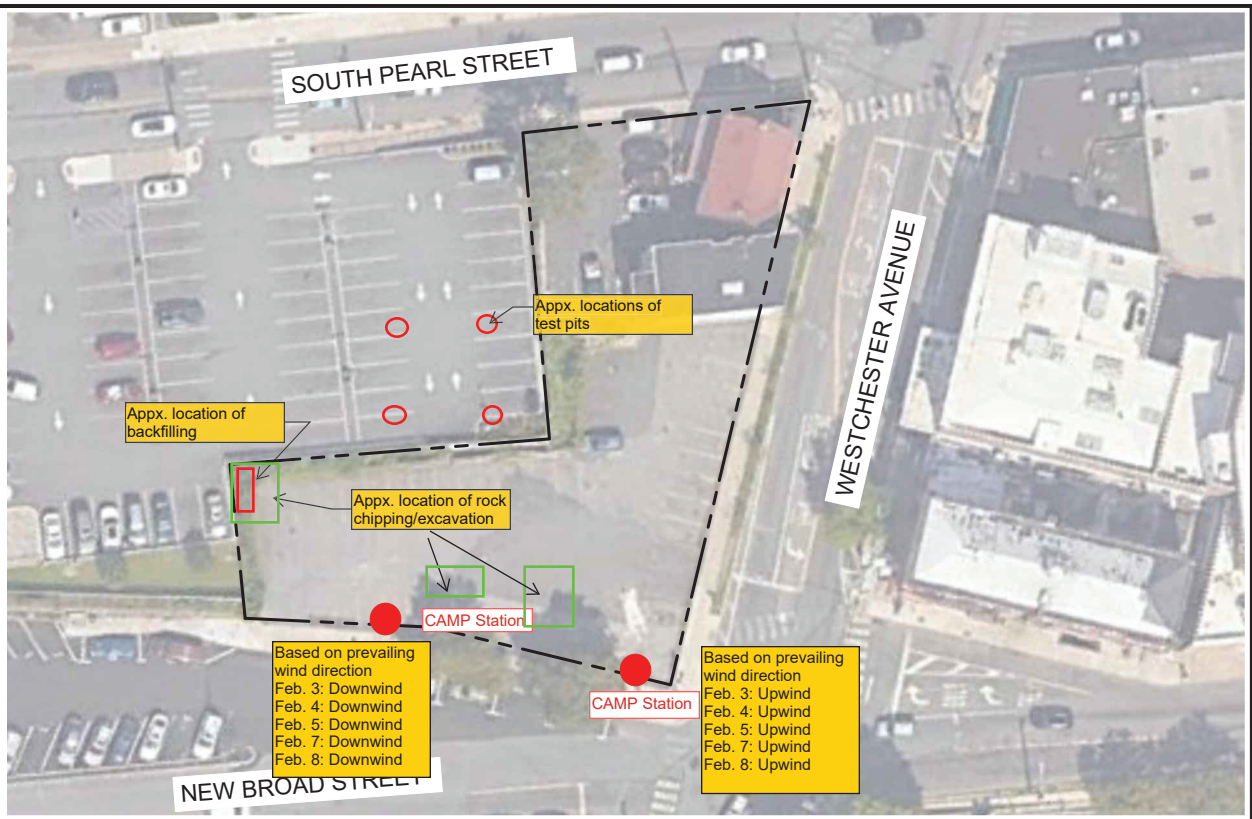

LEGEND:

BCP SITE BOUNDARY

Scale 1"=40'

0 40 80

REFERENCE
SITE SURVEY PREPARED BY RICHARD J. DOMATO, DATED MARCH 5, 2021.

NOTE:
THIS PLAN IS FOR LOCATING SOIL BORINGS ONLY.
OTHER SITE WORK SHOWN HERE IS NOT INTENDED FOR CONSTRUCTION.

NYS Education Law
Unauthorized alterations or additions to this plan are a violation of section 7209 (2) of the New York State Education Law. Copies of this map not having the seal of the engineer shall not be valid.

© SESI CONSULTING ENGINEERS 2024
This drawing and all information contained here on is proprietary information of SESI CONSULTING ENGINEERS and may not be copied or reproduced, either in whole or in part, by any method, without written permission of SESI CONSULTING ENGINEERS

dwg by: AW
chk by: JS
scale: AS NOTED
date: 05/14/2024

SESI CONSULTING ENGINEERS
GEOTECHNICAL | ENVIRONMENTAL | SITE/CIVIL
399 ROUTE 46E, 3RD FLOOR, PARSIPPANY, NJ 07054 PH: 973.808.9859

project:
REMEDIAL ACTION WORK PLAN
140, 148-150 WESTCHESTER AVENUE
PORT CHESTER, NEW YORK 10573

title:
BCP BOUNDARY MAP

job no: 11895A
drawing no:
FIG-1

N:\CAD\11895A\CAD\ENVIRONMENTAL\RAWP\11895 – FIG-1.2 – BCP BOUNDARY MAP.DWG 05/14/24 08:37:51AM, dlan.ward, LAYOUT:FIG-3.1 SAMPLE LOC PLAN

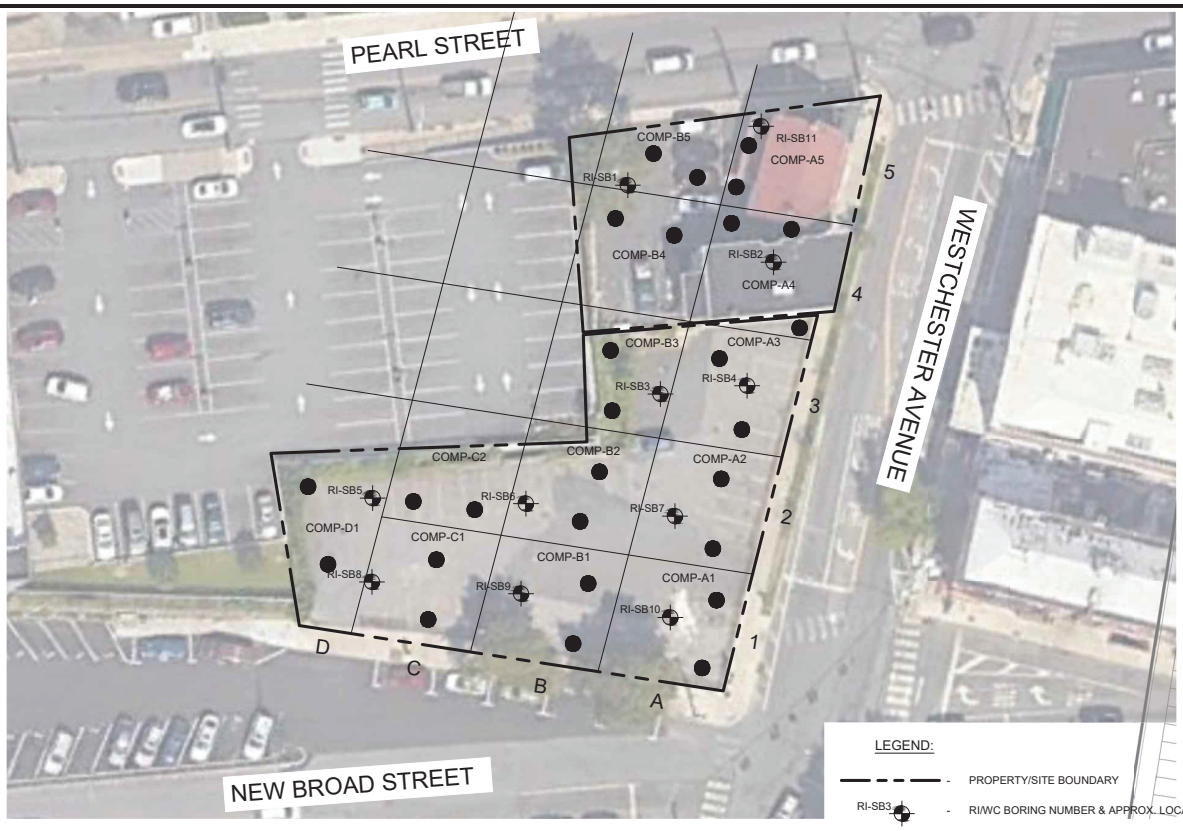

LEGEND:

- PROPERTY/SITE BOUNDARY
- RI/WC BORING NUMBER & APPROX. LOCATION
- WC ONLY BORING NUMBER & APPROX. LOCATION
- 50 X 50 GRIDLINES

Scale 1"=40'

0 40 80

NOTE:
THIS PLAN IS FOR LOCATING SOIL BORINGS ONLY.
OTHER SITE WORK SHOWN HERE IS NOT INTENDED FOR CONSTRUCTION.

REFERENCE
SITE SURVEY PREPARED BY RICHARD J. DOMATO, DATED MARCH 5, 2021.

NYS Education Law
Unauthorized alterations or additions to this plan are a violation of section 7209 (2) of the New York State Education Law. Copies of this map not having the seal of the engineer shall not be valid.

© SESI CONSULTING ENGINEERS 2024
This drawing and all information contained here on is proprietary information of SESI CONSULTING ENGINEERS and may not be copied or reproduced, either in whole or in part, by any method, without written permission of SESI CONSULTING ENGINEERS

dwg by: aas
chk by: FL
scale: N.T.S.
date: 06/09/2022

SESI CONSULTING ENGINEERS
GEOTECHNICAL | ENVIRONMENTAL | SITE/CIVIL
399 ROUTE 46E, 3RD FLOOR, PARSIPPANY, NJ 07054 PH: 973.808.9089

project:
PHASE II INVESTIGATION
140, 148-150 WESTCHESTER AVENUE
PORT CHESTER, NEW YORK 10573

title:
WASTE CHARACTERIZATION
SAMPLE LOCATION PLAN

job no: 11895A
drawing no:

FIG-2

N:\CAD\11895\R\11895 - FIG-4.1 - WC SAMPLE LOC PLAN.DWG 04/09/24 03:54:51PM, dan.ward, LAYOUT:FIG-4.1 WC SAMPLE LOC PLAN

PHOTOLOG



Photo 1: Setting Forms/Steel for Shoring Wall Footing



Photo 2: Rock Chipping



Photo 3: Rock Test Pit



Photo 4: Backfill Compaction

SESI CONSULTING ENGINEERS
GEOTECHNICAL | ENVIRONMENTAL | SITE CIVIL

Principals:

Anthony Castillo, PE
Franz W. Laki, PE
Fuad Dahan, PhD, PE, LSRP
John M. Nederfield, PE
Justin M. Protasiewicz, PE
Jose M. Rodriguez, PE
Michael St. Pierre, PE

February 18, 2025 **via email: Greta.Kowalski@dec.ny.gov**

Ms. Greta Kowalski
Project Manager
NYSDEC
21 S Putt Corners Road
New Paltz, New York 12561

Re: Weekly Report #24 – February 10 to February 15, 2025
Grand Union Hotel Bowling Alley Site
BCP Site # C360222
Port Chester, New York

Dear Ms. Kowalski:

On behalf of our Client, Port Chester OZ Fund III QOZB, LLC (the "Volunteer"), SESI Consulting Engineers (SESI) is pleased to submit a weekly progress report for the Grand Union Hotel Bowling Alley Site (herein referred to as the "Site"). This progress report is for the week of February 10 through February 15, 2025.

1. SUMMARY OF PROJECT ACTIVITIES: Interim Remedial Measures

A. TASKS PERFORMED DURING CURRENT REPORTING PERIOD

SESI, as the Environmental Engineering Consultant for the project, performed or coordinated the performance of the following tasks:

- SESI was on-site from February 10 through February 15, 2025 to conduct and implement the Community Air Monitoring Plan (CAMP) during soil intrusive activities, including rock chipping and soil exporting. During this period, SESI deployed CAMP air monitoring stations at upwind and downwind locations. No exceedances were identified. Water discharges paused.
- Site activities during this reporting week include the following:

- On February 10, 2025, the contractor began installing the monitoring well (MW-14) for vertical delineation as part of the remedial investigation. The contractor continued rebar/concrete placing. Dewatering activity paused.
- On February 11, 2025, the contractor continued installing MW-14, rock excavation and rebar/concrete placing. Dewatering activity paused.
- On February 12, 2025, the contractor completed installing MW-14. The contractor continued rock excavation and rebar/concrete placing. Dewatering activity paused.
- On February 13, 2025, the contractor continued rock excavation and rebar/concrete placing. Dewatering activity paused. Well development water was treated and discharged through the onsite water treatment system. A total of 16 gallons of water was discharged.
- On February 14, 2025, the contractor continued rebar/concrete placing. Dewatering activity was terminated. The water treatment system was dismantled. The flow meter read 4881 gallons at the time when it was dismantled. The starting number was 263 gallons. Therefore, a total of 4618 gallons of water was discharged during the SOE work period.
- On February 15, 2025, the contractor continued backfilling and rebar/concrete placing. Dewatering activity was terminated.

The locations of the field activities are depicted in **Figure 1**.

B. EXCEEDANCES OF CAMP ACTION LEVELS

- Exceedances were not identified during this reporting period.
- One of the CAMP units was damaged on February 13, 2025 due to high wind. As a result, the CAMP was running with one unit between February 13 and February 17, 2025 while waiting for a replacement. However, a SESI staff monitored the stations until site activities were terminated. No visible dust was noted going off the Sie.

Daily air monitoring data is provided in the following OneDrive folder link: 11895A CAMP data

C. CHANGES OR DEVIATIONS FROM ORIGINAL PLANS

- There were no changes or deviations from the approved IRMWP (June 1, 2023) during this reporting period.

2. SAMPLING ACTIVITIES AND ANALYTICAL RESULTS

- No sampling was conducted during this reporting period.

3. ANTICIPATED TASKS FOR NEXT REPORTING PERIOD

SESI anticipates performing the following tasks in the next weekly reporting period:

- Community air monitoring in accordance with the approved CAMP during SOE prep and soil export activities.
- MW-14 development and sampling.

If you have any questions, please feel free to call me at (973) 808-9050.

Sincerely,

SESI CONSULTING ENGINEERS, DPC



James Vander Vliet, PE, LSRP
Senior Project Engineer

Attachments:
Figure 1
Figure 2
Photolog

FIGURES

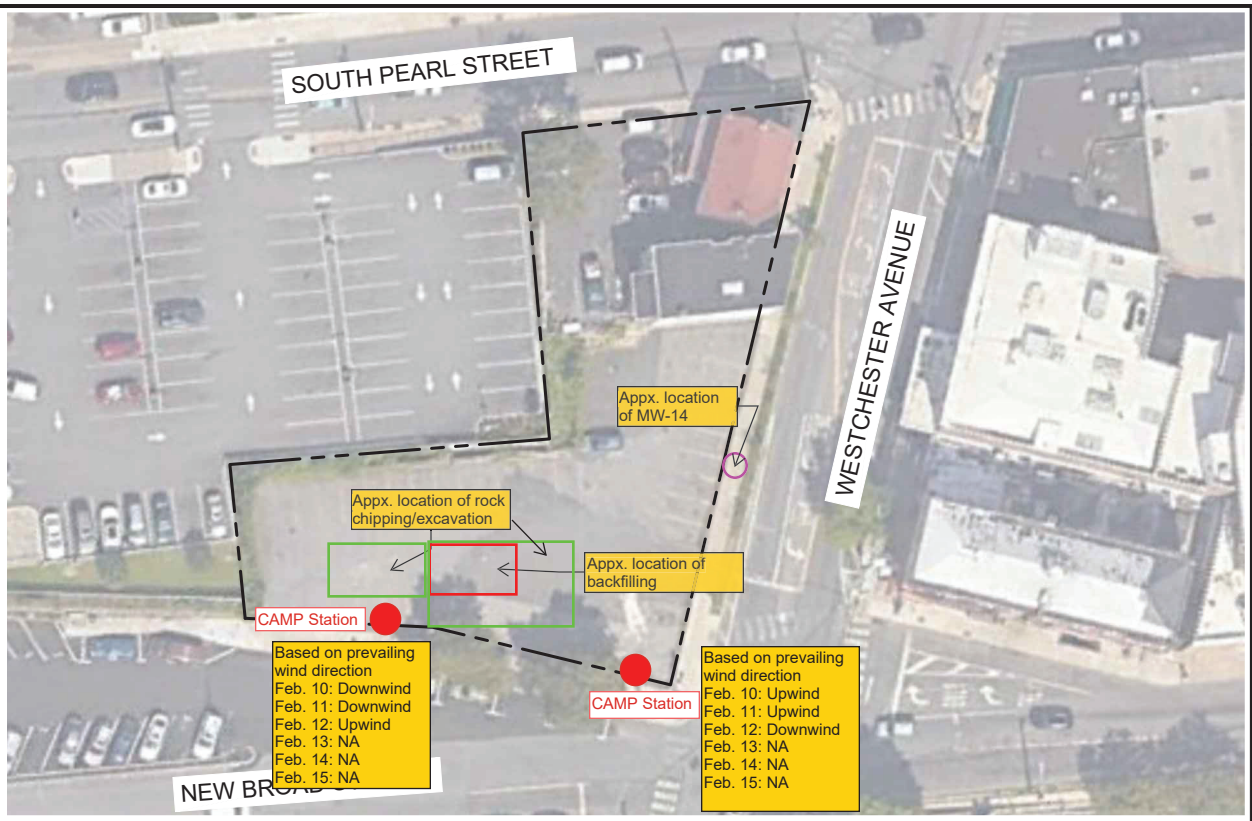

LEGEND:

BCP SITE BOUNDARY

Scale 1"=40'

0 40 80

REFERENCE
SITE SURVEY PREPARED BY RICHARD J. DOMATO, DATED MARCH 5, 2021.

NOTE:
THIS PLAN IS FOR LOCATING SOIL BORINGS ONLY.
OTHER SITE WORK SHOWN HERE IS NOT INTENDED FOR CONSTRUCTION.

NYS Education Law
Unauthorized alterations or additions to this plan are a violation of section 7209 (2) of the New York State Education Law. Copies of this map not having the seal of the engineer shall not be valid.

© SESI CONSULTING ENGINEERS 2024
This drawing and all information contained here on is proprietary information of SESI CONSULTING ENGINEERS and may not be copied or reproduced, either in whole or in part, by any method, without written permission of SESI CONSULTING ENGINEERS

dwg by: AW
chk by: JS
scale: AS NOTED
date: 05/14/2024

SESI CONSULTING ENGINEERS
GEOTECHNICAL | ENVIRONMENTAL | SITE/CIVIL
399 ROUTE 46E, 3RD FLOOR, PARSIPPANY, NJ 07054 PH: 973.808.9050

project:
REMEDIAL ACTION WORK PLAN
140, 148-150 WESTCHESTER AVENUE
PORT CHESTER, NEW YORK 10573

title:
BCP BOUNDARY MAP

job no: 11895A
drawing no:
FIG-1

N:\CAD\11895A\CAD\ENVIRONMENTAL\RAWP\11895 – FIG-1.2 – BCP BOUNDARY MAP.DWG 05/14/24 08:37:51AM, dlan.ward, LAYOUT:FIG-3.1 SAMPLE LOC PLAN

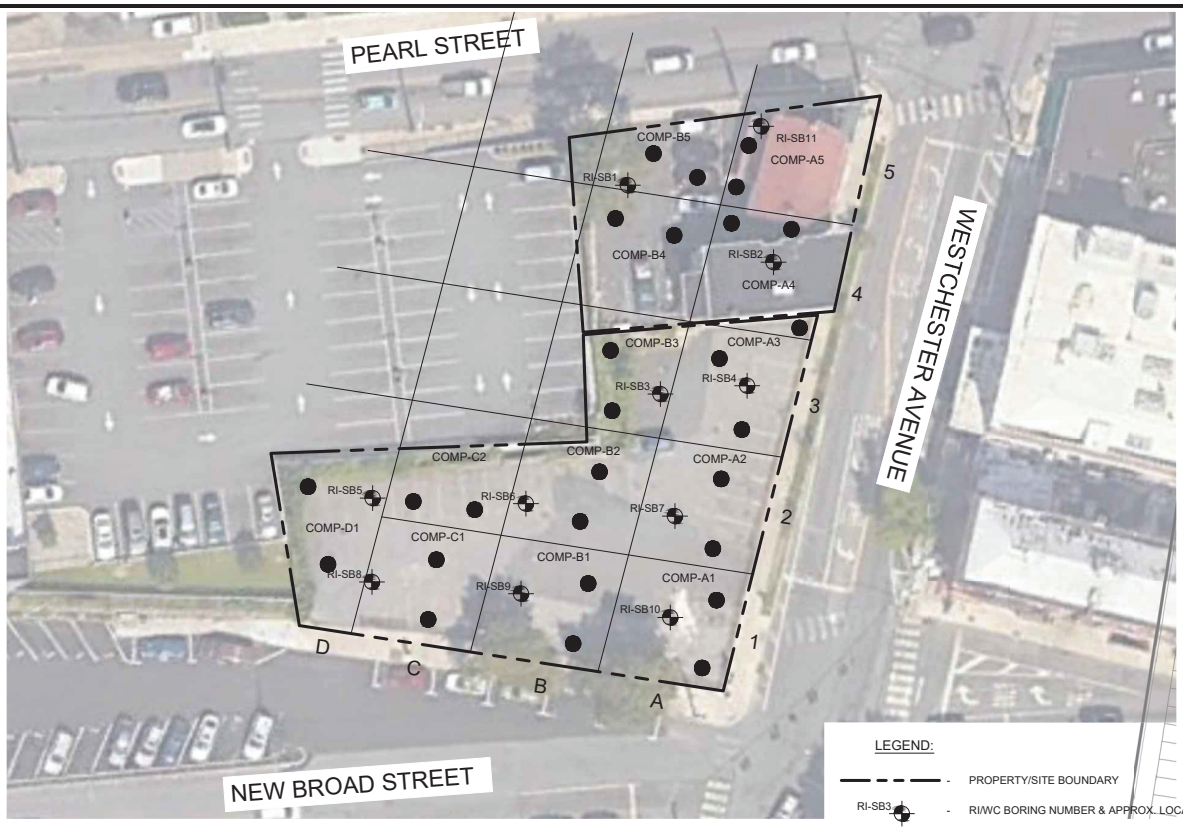

LEGEND:

- PROPERTY/SITE BOUNDARY
- RI/WC BORING NUMBER & APPROX. LOCATION
- WC ONLY BORING NUMBER & APPROX. LOCATION
- 50 X 50 GRIDLINES

Scale 1"=40'

0 40 80

NOTE:
THIS PLAN IS FOR LOCATING SOIL BORINGS ONLY.
OTHER SITE WORK SHOWN HERE IS NOT INTENDED FOR CONSTRUCTION.

REFERENCE
SITE SURVEY PREPARED BY RICHARD J. DOMATO, DATED MARCH 5, 2021.

NYS Education Law
Unauthorized alterations or additions to this plan are a violation of section 7209 (2) of the New York State Education Law. Copies of this map not having the seal of the engineer shall not be valid.

© SESI CONSULTING ENGINEERS 2024
This drawing and all information contained here on is proprietary information of SESI CONSULTING ENGINEERS and may not be copied or reproduced, either in whole or in part, by any method, without written permission of SESI CONSULTING ENGINEERS

dwg by: aas
chk by: FL
scale: N.T.S.
date: 06/09/2022

SESI CONSULTING ENGINEERS
GEOTECHNICAL | ENVIRONMENTAL | SITE/CIVIL
399 ROUTE 46E, 3RD FLOOR, PARSIPPANY, NJ 07054 PH: 973.808.9089

project:
PHASE II INVESTIGATION
140, 148-150 WESTCHESTER AVENUE
PORT CHESTER, NEW YORK 10573

title:
WASTE CHARACTERIZATION
SAMPLE LOCATION PLAN

job no: 11895A
drawing no:

FIG-2

N:\CAD\11895\R\11895 - FIG-4.1 - WC SAMPLE LOC PLAN.DWG 04/09/24 03:54:51PM, dan.ward, LAYOUT:FIG-4.1 WC SAMPLE LOC PLAN

PHOTOLOG



Photo 1: MW Installation



Photo 2: Installed Well



Photo 3: Rock Excavation



Photo 4: Backfilling

SESI CONSULTING ENGINEERS
GEOTECHNICAL | ENVIRONMENTAL | SITE CIVIL

Principals:

Anthony Castillo, PE
Franz W. Laki, PE
Fuad Dahan, PhD, PE, LSRP
John M. Nederfield, PE
Justin M. Protasiewicz, PE
Jose M. Rodriguez, PE
Michael St. Pierre, PE

February 26, 2025 **via email: Greta.Kowalski@dec.ny.gov**

Ms. Greta Kowalski
Project Manager
NYSDEC
21 S Putt Corners Road
New Paltz, New York 12561

Re: Weekly Report #25 – February 17 to February 22, 2025
Grand Union Hotel Bowling Alley Site
BCP Site # C360222
Port Chester, New York

Dear Ms. Kowalski:

On behalf of our Client, Port Chester OZ Fund III QOZB, LLC (the "Volunteer"), SESI Consulting Engineers (SESI) is pleased to submit a weekly progress report for the Grand Union Hotel Bowling Alley Site (herein referred to as the "Site"). This progress report is for the week of February 17 through February 22, 2025.

1. SUMMARY OF PROJECT ACTIVITIES: Interim Remedial Measures

A. TASKS PERFORMED DURING CURRENT REPORTING PERIOD

SESI, as the Environmental Engineering Consultant for the project, performed or coordinated the performance of the following tasks:

- SESI was on-site from February 17 through February 22, 2025 to conduct and implement the Community Air Monitoring Plan (CAMP) during soil intrusive activities, including rock chipping and soil exporting. During this period, SESI deployed CAMP air monitoring stations at upwind and downwind locations. No exceedances were identified. Water discharges paused.
- Site activities during this reporting week include the following:

- On February 17, 2025, the contractor continued backfilling and rebar/concrete placing. Dewatering activity was terminated.
- On February 18, 2025, the contractor continued rebar/concrete placing. Dewatering activity was terminated.
- On February 19, 2025, the contractor continued rebar/concrete placing. Dewatering activity was terminated.
- On February 20, 2025, the contractor continued rebar/concrete placing and backfilling. Dewatering activity was terminated.
- On February 21, 2025, the contractor continued rebar/concrete placing and backfilling. Dewatering activity was terminated.
- On February 22, 2025, the contractor installed three (3) rakers, three (3) walers, and one (1) cross brace and continued rebar/concrete placing and backfilling. Dewatering activity was terminated.

The locations of the field activities are depicted in **Figure 1**.

B. EXCEEDANCES OF CAMP ACTION LEVELS

- Exceedances were not identified during this reporting period.
- One of the CAMP units was damaged on February 13, 2025 due to high wind. As a result, the CAMP was running with one unit between February 13 and February 17, 2025, while waiting for a replacement. However, a SESI staff monitored the stations until site activities were terminated. No visible dust was noted going off the Sie.
- On February 18, both CAMP stations failed to upload. The faulty CAMP units were replaced on February 19. A SESI staff monitored the stations until site activities were terminated. No visible dust was noted going off the Sie.

Daily air monitoring data is provided in the following OneDrive folder link: 11895A CAMP data

C. CHANGES OR DEVIATIONS FROM ORIGINAL PLANS

- There were no changes or deviations from the approved IRMWP (June 1, 2023) during this reporting period.

2. SAMPLING ACTIVITIES AND ANALYTICAL RESULTS

- No sampling was conducted during this reporting period.

3. ANTICIPATED TASKS FOR NEXT REPORTING PERIOD

SESI anticipates performing the following tasks in the next weekly reporting period:

- Community air monitoring in accordance with the approved CAMP during SOE prep and soil export activities.
- MW-14 sampling.
- VIM installation and smoke testing.

If you have any questions, please feel free to call me at (973) 808-9050.

Sincerely,

SESI CONSULTING ENGINEERS, DPC



James Vander Vliet, PE, LSRP
Senior Project Engineer

Attachments:
Figure 1
Figure 2
Photolog

FIGURES

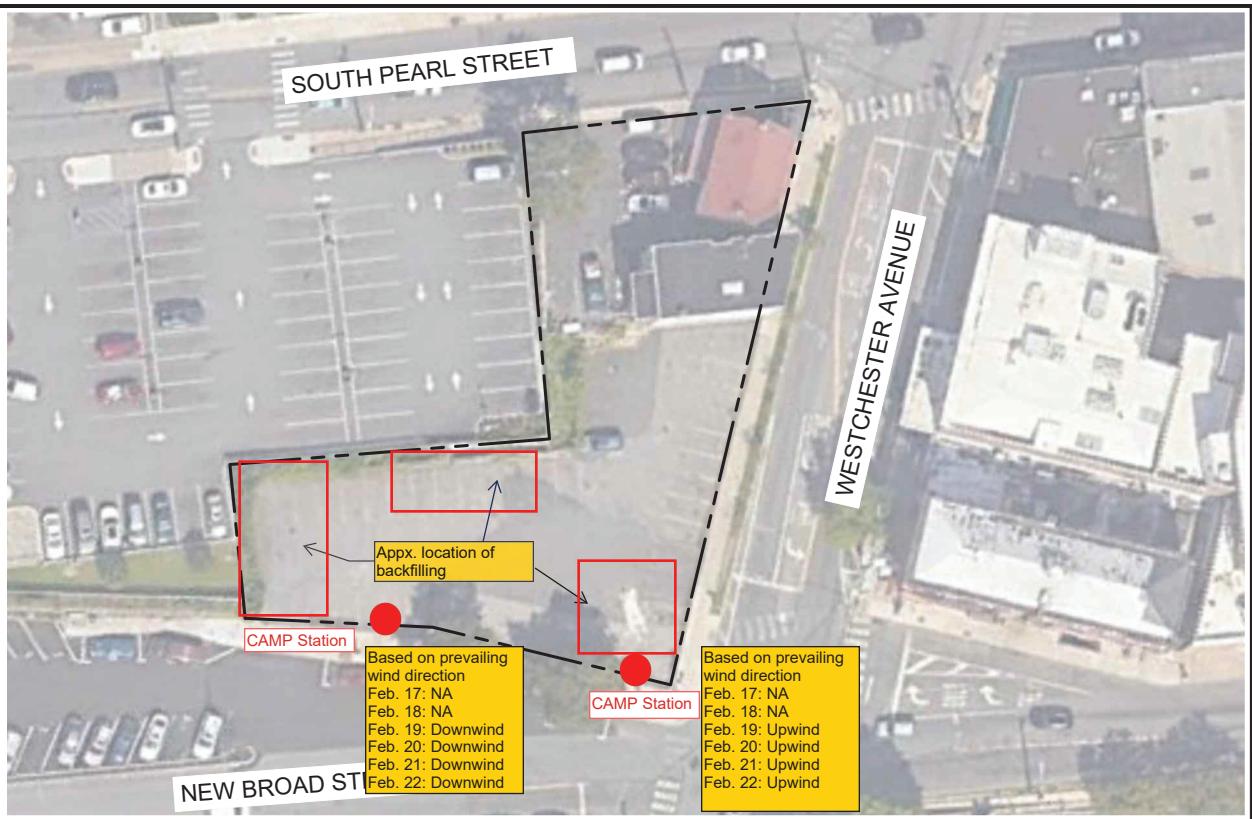

LEGEND:

BCP SITE BOUNDARY

Scale 1"=40'

0 40 80

REFERENCE
SITE SURVEY PREPARED BY RICHARD J. DOMATO, DATED MARCH 5, 2021.

NOTE:
THIS PLAN IS FOR LOCATING SOIL BORINGS ONLY.
OTHER SITE WORK SHOWN HERE IS NOT INTENDED FOR CONSTRUCTION.

NYS Education Law
Unauthorized alterations or additions to this plan are a violation of section 7209 (2) of the New York State Education Law. Copies of this map not having the seal of the engineer shall not be valid.

© SESI CONSULTING ENGINEERS 2024
This drawing and all information contained here on is proprietary information of SESI CONSULTING ENGINEERS and may not be copied or reproduced, either in whole or in part, by any method, without written permission of SESI CONSULTING ENGINEERS

dwg by: AW
chk by: JS
scale: AS NOTED
date: 05/14/2024

SESI CONSULTING ENGINEERS
GEOTECHNICAL | ENVIRONMENTAL | SITE/CIVIL
399 ROUTE 46E, 3RD FLOOR, PARSIPPANY, NJ 07054 PH: 973.808.9669

project:
REMEDIAL ACTION WORK PLAN
140, 148-150 WESTCHESTER AVENUE
PORT CHESTER, NEW YORK 10573

title:
BCP BOUNDARY MAP

job no: 11895A
drawing no:
FIG-1

N:\CAD\11895A\CAD\ENVIRONMENTAL\RAWP\11895 – FIG-1.2 – BCP BOUNDARY MAP.DWG 05/14/24 08:37:51AM, dlan.ward, LAYOUT:FIG-3.1 SAMPLE LOC PLAN

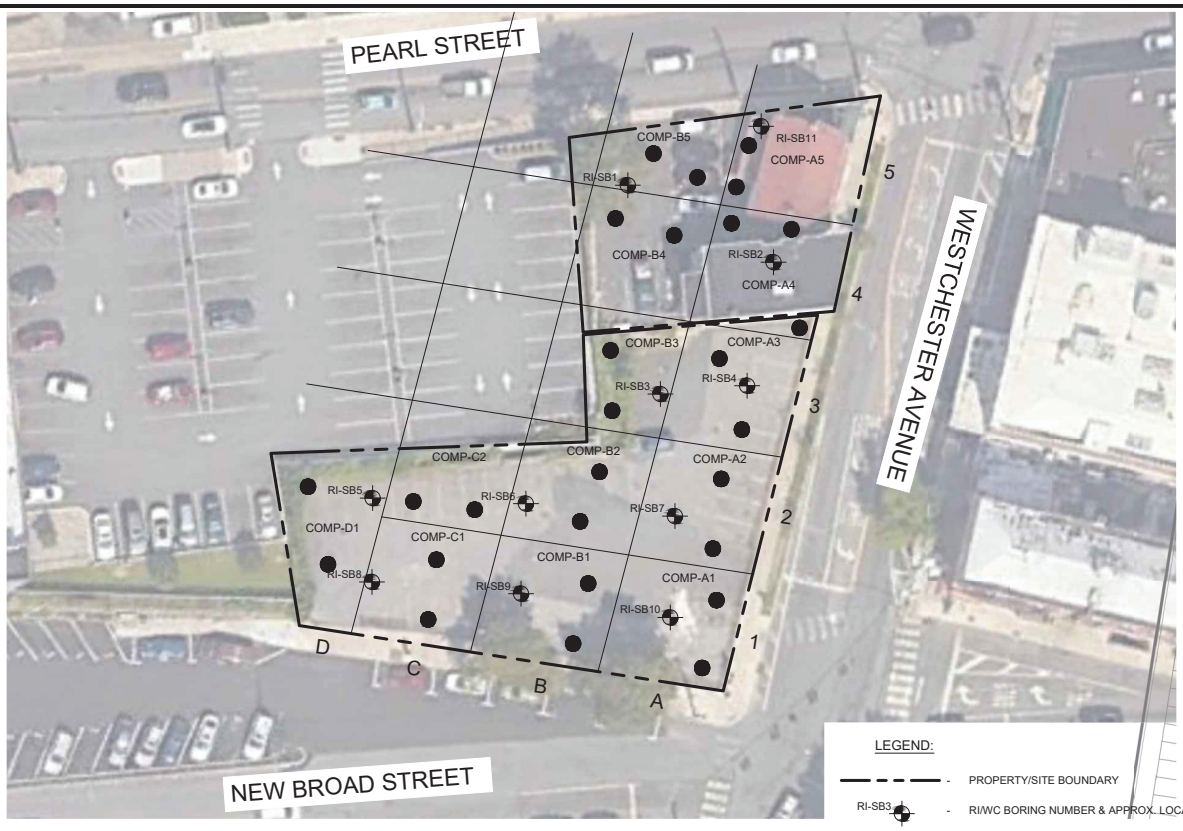

LEGEND:

- PROPERTY/SITE BOUNDARY
- RI/WC BORING NUMBER & APPROX. LOCATION
- WC ONLY BORING NUMBER & APPROX. LOCATION
- 50 X 50 GRIDLINES

Scale 1"=40'

0 40 80

NOTE:
THIS PLAN IS FOR LOCATING SOIL BORINGS ONLY.
OTHER SITE WORK SHOWN HERE IS NOT INTENDED FOR CONSTRUCTION.

REFERENCE
SITE SURVEY PREPARED BY RICHARD J. DOMATO, DATED MARCH 5, 2021.

NYS Education Law
Unauthorized alterations or additions to this plan are a violation of section 7209 (2) of the New York State Education Law. Copies of this map not having the seal of the engineer shall not be valid.

© SESI CONSULTING ENGINEERS 2024
This drawing and all information contained here on is proprietary information of SESI CONSULTING ENGINEERS and may not be copied or reproduced, either in whole or in part, by any method, without written permission of SESI CONSULTING ENGINEERS

dwg by: aas
chk by: FL
scale: N.T.S.
date: 06/09/2022

SESI CONSULTING ENGINEERS
GEOTECHNICAL | ENVIRONMENTAL | SITE/CIVIL
399 ROUTE 46E, 3RD FLOOR, PARSIPPANY, NJ 07054 PH: 973.808.9089

project:
PHASE II INVESTIGATION
140, 148-150 WESTCHESTER AVENUE
PORT CHESTER, NEW YORK 10573

title:
WASTE CHARACTERIZATION
SAMPLE LOCATION PLAN

job no: 11895A
drawing no:

FIG-2

N:\CAD\11895\R\11895 - FIG-4.1 - WC SAMPLE LOC PLAN.DWG 04/09/24 03:54:51PM, dan.ward, LAYOUT:FIG-4.1 WC SAMPLE LOC PLAN

PHOTOLOG



Photo 1: Raker Installation



Photo 2: Rebar Setting



Photo 3: Backfilling



Photo 4: Backfilling and compaction

SESI CONSULTING ENGINEERS
GEOTECHNICAL | ENVIRONMENTAL | SITE CIVIL

Principals:

Anthony Castillo, PE
Franz W. Laki, PE
Fuad Dahan, PhD, PE, LSRP
John M. Nederfield, PE
Justin M. Protasiewicz, PE
Jose M. Rodriguez, PE
Michael St. Pierre, PE

March 2, 2025 **via email: Greta.Kowalski@dec.ny.gov**

Ms. Greta Kowalski
Project Manager
NYSDEC
21 S Putt Corners Road
New Paltz, New York 12561

Re: Weekly Report #26 – February 24 to February 28, 2025
Grand Union Hotel Bowling Alley Site
BCP Site # C360222
Port Chester, New York

Dear Ms. Kowalski:

On behalf of our Client, Port Chester OZ Fund III QOZB, LLC (the "Volunteer"), SESI Consulting Engineers (SESI) is pleased to submit a weekly progress report for the Grand Union Hotel Bowling Alley Site (herein referred to as the "Site"). This progress report is for the week of February 24 through February 28, 2025.

1. SUMMARY OF PROJECT ACTIVITIES: Interim Remedial Measures

A. TASKS PERFORMED DURING CURRENT REPORTING PERIOD

SESI, as the Environmental Engineering Consultant for the project, performed or coordinated the performance of the following tasks:

- SESI was on-site from February 24 through February 28, 2025 to conduct and implement the Community Air Monitoring Plan (CAMP) during soil intrusive activities, including rock chipping and soil exporting. During this period, SESI deployed CAMP air monitoring stations at upwind and downwind locations. No exceedances were identified. Water discharges paused.
- Site activities during this reporting week include the following:

- On February 24, 2025, the contractor continued backfilling and rebar/concrete placing. Dewatering activity paused. A groundwater sample was collected from MW-14 via low-flow purge and sampling (LFPS) method for analysis of VOCs, SVOCs, TAL Metals, and PFAS.
- On February 25, 2025, the contractor continued rebar/concrete placing, grading, and resumed to install the VIM system. Dewatering activity paused.
- On February 26, 2025, the contractor continued rebar/concrete placing and installing the VIM system. Smoke testing was conducted after installation. During the test a few minor leaks were identified and sealed. Before terminating the test, the SESI representative inspected the area and no leaks were identified. Dewatering activity paused.
- On February 27, 2025, the contractor continued backfilling, rebar/concrete placing and installing the VIM system. Smoke testing was conducted after installation. During the test a few minor leaks were identified and sealed. Before terminating the test, the SESI representative inspected the area and no leaks were identified. Dewatering activity paused.
- On February 28, 2025, the contractor continued rock chipping, rebar/concrete placing and VIM system installation. Smoke testing was conducted after installation. During the test a few minor leaks were identified and sealed. Before terminating the test, the SESI representative inspected the area and no leaks were identified. Dewatering activity paused.

The locations of the field activities are depicted in **Figure 1**.

B. EXCEEDANCES OF CAMP ACTION LEVELS

- Exceedances were not identified during this reporting period.
- On February 28, 2025, one of the CAMP unit failed to upload. However, a SESI staff monitored the stations until site activities were terminated. No visible dust was noted going off the Site.

Daily air monitoring data is provided in the following OneDrive folder link: 11895A CAMP data

C. CHANGES OR DEVIATIONS FROM ORIGINAL PLANS

- There were no changes or deviations from the approved IRMWP (June 1, 2023) during this reporting period.

2. SAMPLING ACTIVITIES AND ANALYTICAL RESULTS

- A groundwater sample was collected from MW-14 via low-flow purge and sampling (LFPS) method for analysis of VOCs, SVOCs, TAL Metals, and PFAS. Chlorinated solvents minimally exceed the AWQS and vertical delineation is complete. Detailed sample results and findings will be included in the supplemental RIR.

3. ANTICIPATED TASKS FOR NEXT REPORTING PERIOD

SESI anticipates performing the following tasks in the next weekly reporting period:

- Community air monitoring in accordance with the approved CAMP during SOE prep and soil export activities.
- VIM installation and smoke testing.

If you have any questions, please feel free to call me at (973) 808-9050.

Sincerely,

SESI CONSULTING ENGINEERS, DPC



James Vander Vliet, PE, LSRP
Senior Project Engineer

Attachments:
Figure 1
Figure 2
Photolog

FIGURES

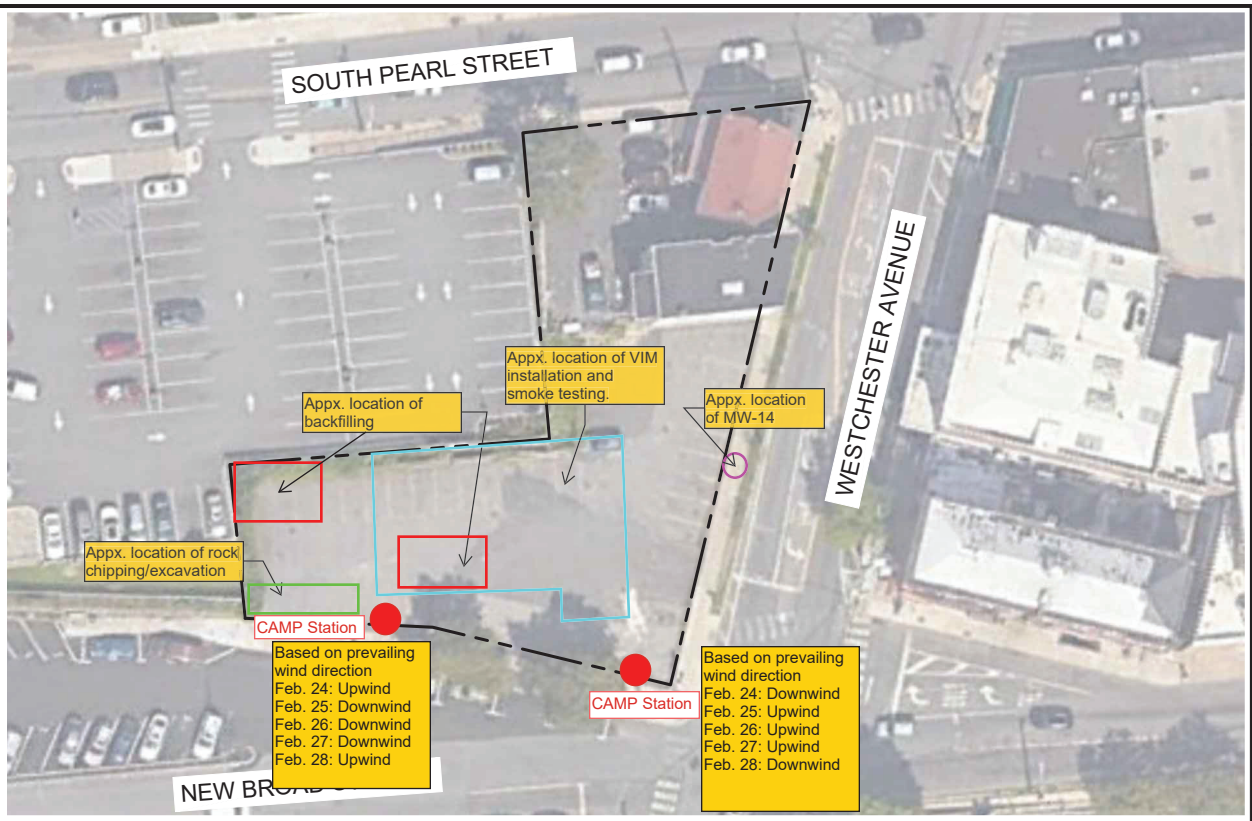

LEGEND:

BCP SITE BOUNDARY

Scale 1"=40'

0 40 80

REFERENCE
SITE SURVEY PREPARED BY RICHARD J. DOMATO, DATED MARCH 5, 2021.

NOTE:
THIS PLAN IS FOR LOCATING SOIL BORINGS ONLY.
OTHER SITE WORK SHOWN HERE IS NOT INTENDED FOR CONSTRUCTION.

NYS Education Law
Unauthorized alterations or additions to this plan are a violation of section 7209 (2) of the New York State Education Law. Copies of this map not having the seal of the engineer shall not be valid.

© SESI CONSULTING ENGINEERS 2024
This drawing and all information contained here on is proprietary information of SESI CONSULTING ENGINEERS and may not be copied or reproduced, either in whole or in part, by any method, without written permission of SESI CONSULTING ENGINEERS

dwg by: AW
chk by: JS
scale: AS NOTED
date: 05/14/2024

SESI CONSULTING ENGINEERS
GEOTECHNICAL | ENVIRONMENTAL | SITE/CIVIL
399 ROUTE 46E, 3RD FLOOR, PARSIPPANY, NJ 07054 PH: 973.808.9050

project:
REMEDIAL ACTION WORK PLAN
140, 148-150 WESTCHESTER AVENUE
PORT CHESTER, NEW YORK 10573

title:
BCP BOUNDARY MAP

job no: 11895A
drawing no:
FIG-1

N:\CAD\11895A\CAD\ENVIRONMENTAL\RAWP\11895 – FIG-1.2 – BCP BOUNDARY MAP.DWG 05/14/24 08:37:51AM, dlan.ward, LAYOUT:FIG-3.1 SAMPLE LOC PLAN

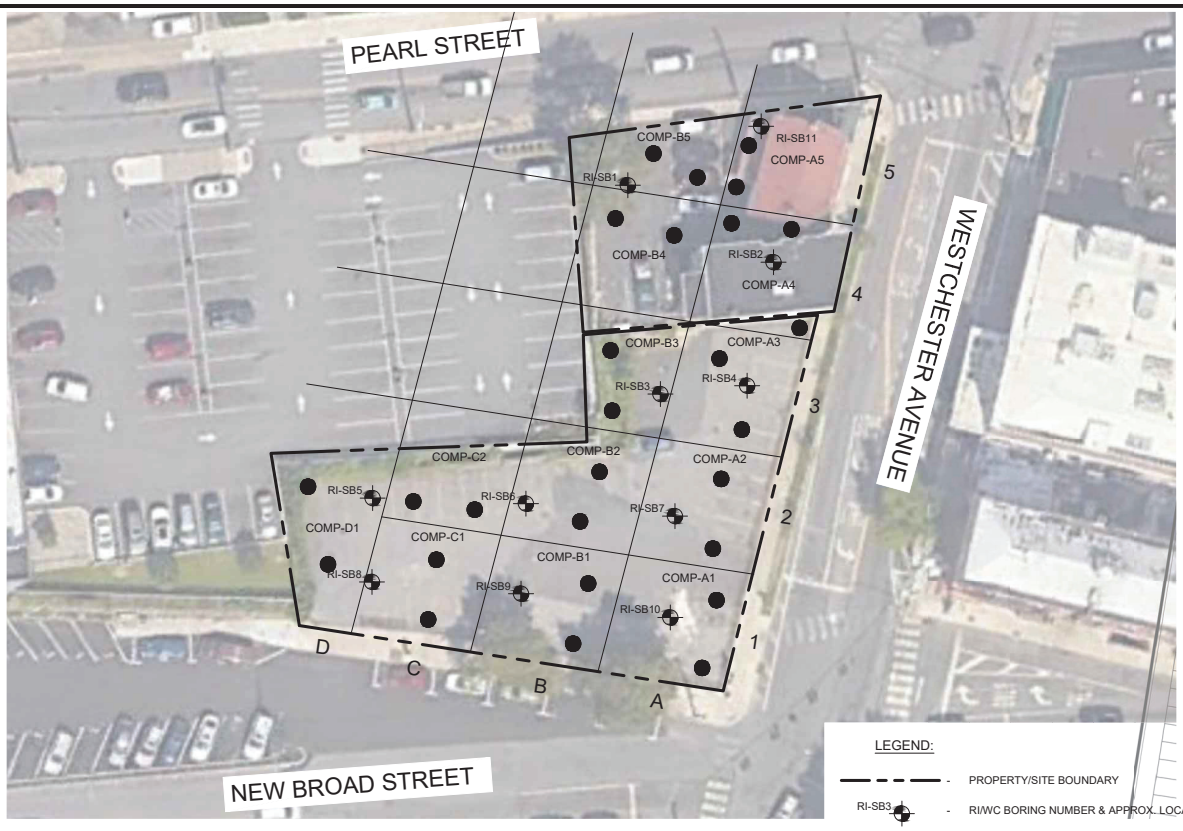

LEGEND:

- PROPERTY/SITE BOUNDARY
- RI/WC BORING NUMBER & APPROX. LOCATION
- WC ONLY BORING NUMBER & APPROX. LOCATION
- 50 X 50 GRIDLINES

Scale 1"=40'

0 40 80

NOTE:
THIS PLAN IS FOR LOCATING SOIL BORINGS ONLY.
OTHER SITE WORK SHOWN HERE IS NOT INTENDED FOR CONSTRUCTION.

REFERENCE
SITE SURVEY PREPARED BY RICHARD J. DOMATO, DATED MARCH 5, 2021.

NYS Education Law
Unauthorized alterations or additions to this plan are a violation of section 7209 (2) of the New York State Education Law. Copies of this map not having the seal of the engineer shall not be valid.

© SESI CONSULTING ENGINEERS 2024
This drawing and all information contained here on is proprietary information of SESI CONSULTING ENGINEERS and may not be copied or reproduced, either in whole or in part, by any method, without written permission of SESI CONSULTING ENGINEERS

dwg by: aas
chk by: FL
scale: N.T.S.
date: 06/09/2022

SESI CONSULTING ENGINEERS
GEOTECHNICAL | ENVIRONMENTAL | SITE/CIVIL
399 ROUTE 46E, 3RD FLOOR, PARSIPPANY, NJ 07054 PH: 973.808.9089

project:
PHASE II INVESTIGATION
140, 148-150 WESTCHESTER AVENUE
PORT CHESTER, NEW YORK 10573

title:
WASTE CHARACTERIZATION
SAMPLE LOCATION PLAN

job no: 11895A
drawing no:

FIG-2

N:\CAD\11895\R\11895 - FIG-4.1 - WC SAMPLE LOC PLAN.DWG 04/09/24 03:54:51PM, dan.ward, LAYOUT:FIG-4.1 WC SAMPLE LOC PLAN

PHOTOLOG



Photo 1: Liner Installation



Photo 2: Smoke Testing



Photo 3: Rock Excavation



Photo 4: Backfilling

SESI CONSULTING ENGINEERS
GEOTECHNICAL | ENVIRONMENTAL | SITE CIVIL

Principals:

Anthony Castillo, PE
Franz W. Laki, PE
Fuad Dahan, PhD, PE, LSRP
John M. Nederfield, PE
Justin M. Protasiewicz, PE
Jose M. Rodriguez, PE
Michael St. Pierre, PE

March 10, 2025 **via email: Greta.Kowalski@dec.ny.gov**

Ms. Greta Kowalski
Project Manager
NYSDEC
21 S Putt Corners Road
New Paltz, New York 12561

Re: Weekly Report #27 – March 3, 2025 to March 8, 2025
Grand Union Hotel Bowling Alley Site
BCP Site # C360222
Port Chester, New York

Dear Ms. Kowalski:

On behalf of our Client, Port Chester OZ Fund III QOZB, LLC (the "Volunteer"), SESI Consulting Engineers (SESI) is pleased to submit a weekly progress report for the Grand Union Hotel Bowling Alley Site (herein referred to as the "Site"). This progress report is for the week of March 3, 2025 through March 8, 2025.

1. SUMMARY OF PROJECT ACTIVITIES: Interim Remedial Measures

A. TASKS PERFORMED DURING CURRENT REPORTING PERIOD

SESI, as the Environmental Engineering Consultant for the project, performed or coordinated the performance of the following tasks:

- SESI was on-site from March 3 through March 8, 2025 to conduct and implement the Community Air Monitoring Plan (CAMP) during soil intrusive activities, including rock chipping and soil exporting. During this period, SESI deployed CAMP air monitoring stations at upwind and downwind locations. Exceedances were identified on March 4, 2025 and March 7, 2025. Water discharge is terminated.
- Site activities during this reporting week include the following:

- On March 3, 2025, the contractor continued rebar/concrete placement and rock chipping. Dewatering activity terminated.
- On March 4, 2025, the contractor continued rebar/concrete placement, rock chipping, utility placement, and backfill with 3/4" clean stone. Dewatering activity terminated.
- On March 5, 2025, the contractor continued rebar/concrete placement, utility placement, and backfill with 3/4" clean stone. Dewatering activity terminated.
- On March 6, 2025, the contractor continued backfilling with ¾" clean stone, rebar/concrete placement, and installing drains and liner for the VIM system. Dewatering activity terminated.
- On March 7, 2025, the contractor continued drains and liner placement for the VIM system installation. Smoke testing was conducted after installation. During the test a few minor leaks were identified and sealed. Before terminating the test, the SESI representative inspected the area and no leaks were identified. Dewatering activity terminated.
- On March 8, 2025, the contractor continued to place rebar/concrete placement and backfill placement with Item 4.

The locations of the field activities are depicted in **Figure 1**.

B. EXCEEDANCES OF CAMP ACTION LEVELS

- Exceedances were identified on March 4, 2025 and March 7, 2025.
  - On March 4, 2025, exceedances were reported from 8:56AM – 9:10AM. Exceedances were caused by the contractor cutting rebar directly adjacent to the CAMP unit. The SESI representative onsite moved the CAMP unit closer to Site boundary, at which point the exceedances stopped. No visible dust was noted leaving the site by the SESI representative.
  - On March 7, 2025, exceedances were reported from 7:52AM-8:30AM. Exceedances were caused by the exhaust from a large truck pushing dust towards the CAMP unit. The SESI representative onsite instructed the truck to park elsewhere, at which point the exceedances stopped. No visible dust was noted leaving the site by the SESI representative.
  - On March 8, 2025, both CAMP units failed to upload data as they were set up incorrectly. The contractor only worked at a limited area near 11 Pearl St placing concrete and backfill. A SESI staff monitored work area during this time. No visible dust was noted leaving the site by the SESI representative during this reporting day.

Daily air monitoring data is provided in the following OneDrive folder link: 11895A CAMP data

C. CHANGES OR DEVIATIONS FROM ORIGINAL PLANS

- There were no changes or deviations from the approved IRMWP (June 1, 2023) during this reporting period.

2. SAMPLING ACTIVITIES AND ANALYTICAL RESULTS

- No sampling activities were completed during this reporting period.

3. ANTICIPATED TASKS FOR NEXT REPORTING PERIOD

SESI anticipates performing the following tasks in the next weekly reporting period:

- Community air monitoring in accordance with the approved CAMP during excavation and soil import and export activities.

If you have any questions, please feel free to call me at (973) 808-9050.

Sincerely,

SESI CONSULTING ENGINEERS, DPC



James Vander Vliet, PE, LSRP
Senior Project Engineer

Attachments:
Figure 1
Figure 2
Photolog

FIGURES

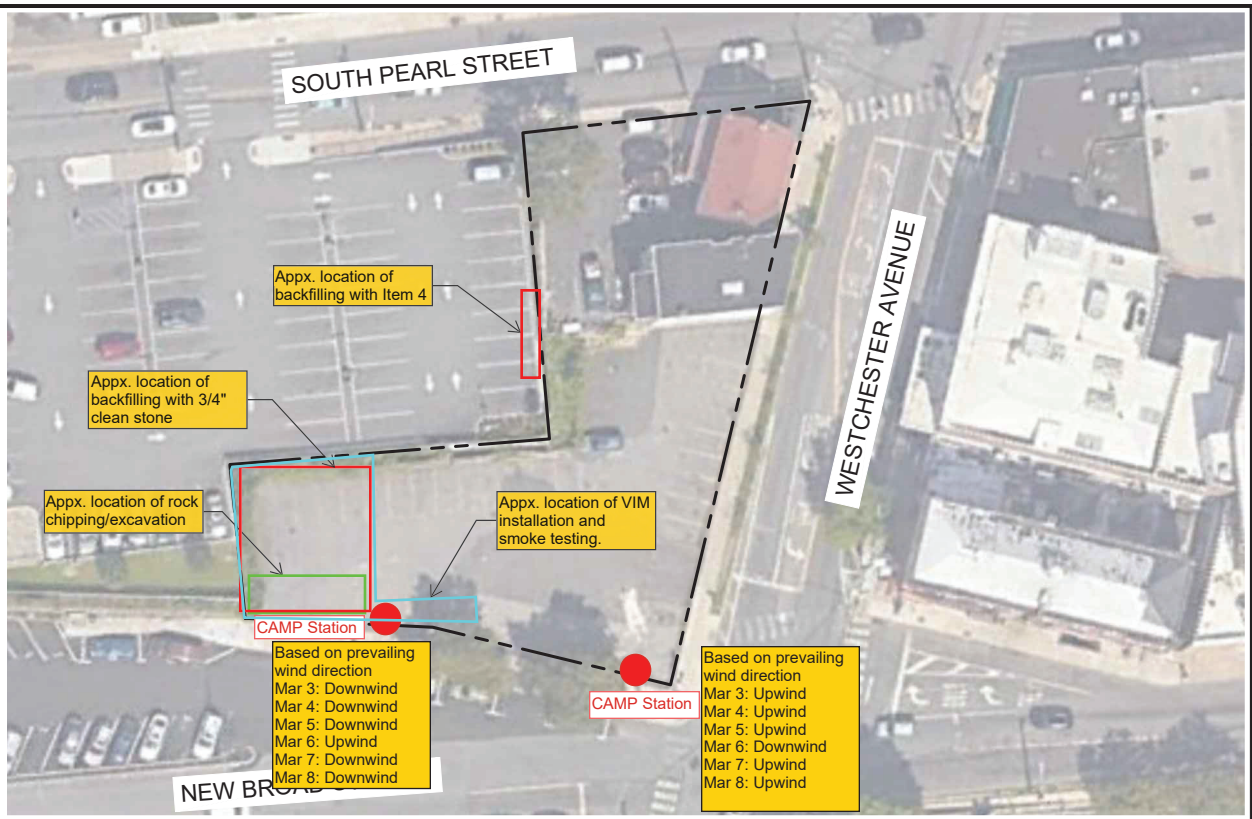

LEGEND:

BCP SITE BOUNDARY

Scale 1"=40'

0 40 80

REFERENCE
SITE SURVEY PREPARED BY RICHARD J. DOMATO, DATED MARCH 5, 2021.

NOTE:
THIS PLAN IS FOR LOCATING SOIL BORINGS ONLY.
OTHER SITE WORK SHOWN HERE IS NOT INTENDED FOR CONSTRUCTION.

NYS Education Law
Unauthorized alterations or additions to this plan are a violation of section 7209 (2) of the New York State Education Law. Copies of this map not having the seal of the engineer shall not be valid.

© SESI CONSULTING ENGINEERS 2024
This drawing and all information contained here on is proprietary information of SESI CONSULTING ENGINEERS and may not be copied or reproduced, either in whole or in part, by any method, without written permission of SESI CONSULTING ENGINEERS

dwg by: AW
chk by: JS
scale: AS NOTED
date: 05/14/2024

SESI CONSULTING ENGINEERS
GEOTECHNICAL | ENVIRONMENTAL | SITE/CIVIL
999 ROUTE 46E, 3RD FLOOR, PARSIPPANY, NJ 07054 PH: 973.808.9669

project:
REMEDIAL ACTION WORK PLAN
140, 148-150 WESTCHESTER AVENUE
PORT CHESTER, NEW YORK 10573

title:
BCP BOUNDARY MAP

job no: 11895A
drawing no:
FIG-1

N:\CAD\11895A\CAD\ENVIRONMENTAL\RAWP\11895 – FIG-1.2 – BCP BOUNDARY MAP.DWG 05/14/24 08:37:51AM, dlan.ward, LAYOUT:FIG-3.1 SAMPLE LOC PLAN

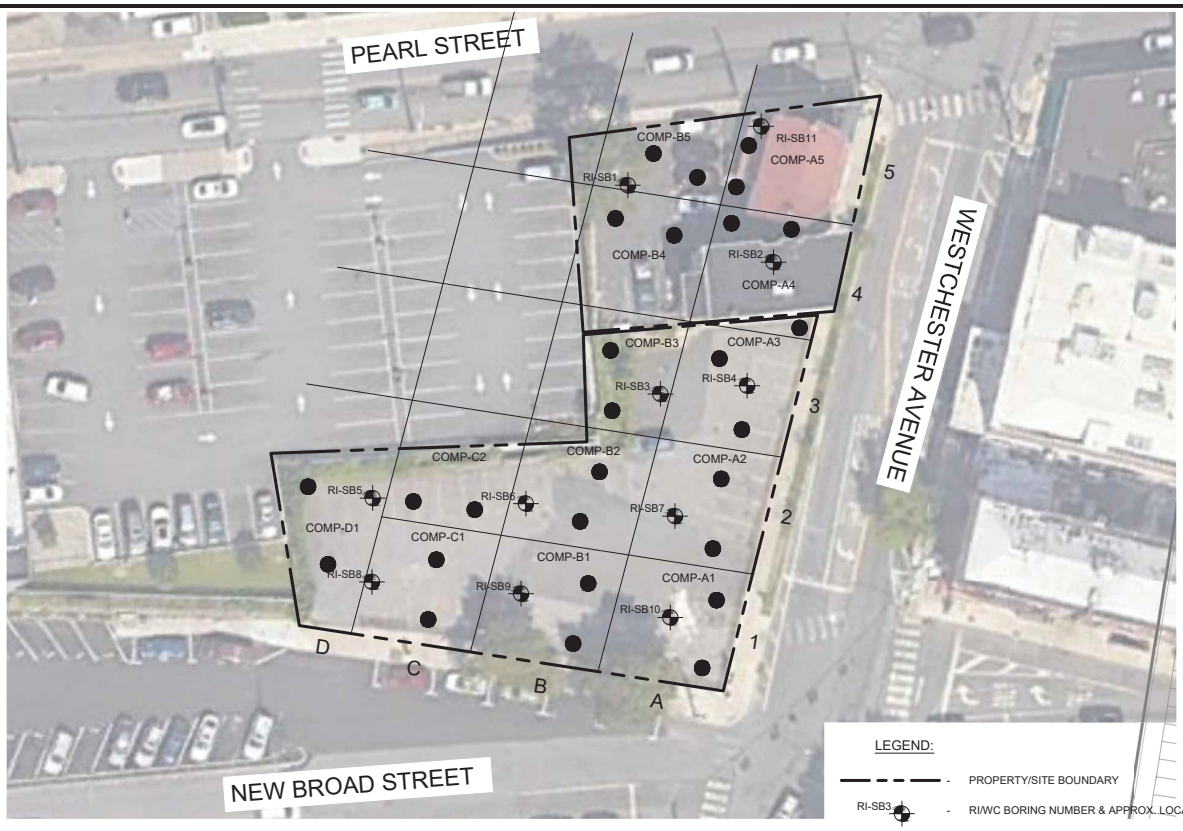

LEGEND:

- PROPERTY/SITE BOUNDARY
- RI/WC BORING NUMBER & APPROX. LOCATION
- WC ONLY BORING NUMBER & APPROX. LOCATION
- 50 X 50 GRIDLINES

Scale 1"=40'

0 40 80

NOTE:
THIS PLAN IS FOR LOCATING SOIL BORINGS ONLY.
OTHER SITE WORK SHOWN HERE IS NOT INTENDED FOR CONSTRUCTION.

REFERENCE
SITE SURVEY PREPARED BY RICHARD J. DOMATO, DATED MARCH 5, 2021.

NYS Education Law
Unauthorized alterations or additions to this plan are a violation of section 7209 (2) of the New York State Education Law. Copies of this map not having the seal of the engineer shall not be valid.

© SESI CONSULTING ENGINEERS 2024
This drawing and all information contained here on is proprietary information of SESI CONSULTING ENGINEERS and may not be copied or reproduced, either in whole or in part, by any method, without written permission of SESI CONSULTING ENGINEERS

dwg by: aas
chk by: FL
scale: N.T.S.
date: 06/09/2022

SESI CONSULTING ENGINEERS
GEOTECHNICAL | ENVIRONMENTAL | SITE/CIVIL
399 ROUTE 46E, 3RD FLOOR, PARSIPPANY, NJ 07054 PH: 973.808.9089

project:
PHASE II INVESTIGATION
140, 148-150 WESTCHESTER AVENUE
PORT CHESTER, NEW YORK 10573

title:
WASTE CHARACTERIZATION
SAMPLE LOCATION PLAN

job no: 11895A
drawing no:

FIG-2

N:\CAD\11895\R\11895 - FIG-4.1 - WC SAMPLE LOC PLAN.DWG 04/09/24 03:54:51PM, dan.ward, LAYOUT:FIG-4.1 WC SAMPLE LOC PLAN

PHOTOLOG



Photo 1: Liner Installation



Photo 2: Smoke Testing



Photo 3: Rock Excavation



Photo 4: Backfilling

SESI CONSULTING ENGINEERS
GEOTECHNICAL | ENVIRONMENTAL | SITE CIVIL

Principals:

Anthony Castillo, PE
Franz W. Laki, PE
Fuad Dahan, PhD, PE, LSRP
John M. Nederfield, PE
Justin M. Protasiewicz, PE
Jose M. Rodriguez, PE
Michael St. Pierre, PE

March 17, 2025 **via email: Greta.Kowalski@dec.ny.gov**

Ms. Greta Kowalski
Project Manager
NYSDEC
21 S Putt Corners Road
New Paltz, New York 12561

Re: Weekly Report #28 – March 10, 2025 to March 14, 2025
Grand Union Hotel Bowling Alley Site
BCP Site # C360222
Port Chester, New York

Dear Ms. Kowalski:

On behalf of our Client, Port Chester OZ Fund III QOZB, LLC (the "Volunteer"), SESI Consulting Engineers (SESI) is pleased to submit a weekly progress report for the Grand Union Hotel Bowling Alley Site (herein referred to as the "Site"). This progress report is for the week of March 10, 2025 through March 14, 2025.

1. SUMMARY OF PROJECT ACTIVITIES: Interim Remedial Measures

A. TASKS PERFORMED DURING CURRENT REPORTING PERIOD

SESI, as the Environmental Engineering Consultant for the project, performed or coordinated the performance of the following tasks:

- SESI was on-site from March 10 through March 14, 2025 to conduct and implement the Community Air Monitoring Plan (CAMP) during soil intrusive activities, including rock chipping and soil exporting. During this period, SESI deployed CAMP air monitoring stations at upwind and downwind locations. No exceedances were identified. Water discharge is terminated.
- Site activities during this reporting week include the following:

- On March 10, 2025, the contractor continued rebar/concrete placement, excavation, rock chipping, backfilling, and material import for utility trench installation. Dewatering activity terminated.
- On March 11, 2025, the contractor continued rebar/concrete placement, excavation, rock chipping, backfilling, material import, utility placement, and asphalt placement for utility trench installation. Dewatering activity terminated.
- On March 12, 2025, the contractor continued rebar/concrete placement, excavation, rock chipping, backfilling, material import, and utility placement for utility trench installation. Dewatering activity terminated.
- On March 13, 2025, the contractor continued rebar/concrete placement, excavation, rock chipping, backfilling, material import, and utility placement for utility trench installation. Dewatering activity terminated.
- On March 14, 2025, the contractor continued rebar/concrete placement, excavation, rock chipping, backfilling, material import, and utility placement for utility trench installation. Dewatering activity terminated.

The locations of the field activities are depicted in **Figure 1**.

B. EXCEEDANCES OF CAMP ACTION LEVELS

- No exceedances of CAMP action levels were recorded during this reporting period.

Daily air monitoring data is provided in the following OneDrive folder link: 11895A CAMP data

C. CHANGES OR DEVIATIONS FROM ORIGINAL PLANS

- There were no changes or deviations from the approved IRMWP (June 1, 2023) during this reporting period.

2. SAMPLING ACTIVITIES AND ANALYTICAL RESULTS

- No sampling activities were completed during this reporting period.
-

3. ANTICIPATED TASKS FOR NEXT REPORTING PERIOD

SESI anticipates performing the following tasks in the next weekly reporting period:

- Community air monitoring in accordance with the approved CAMP during excavation and soil import and export activities.

If you have any questions, please feel free to call me at (973) 808-9050.

Sincerely,

SESI CONSULTING ENGINEERS, DPC



James Vander Vliet, PE, LSRP
Senior Project Engineer

Attachments:
Figure 1
Figure 2
Photolog

FIGURES

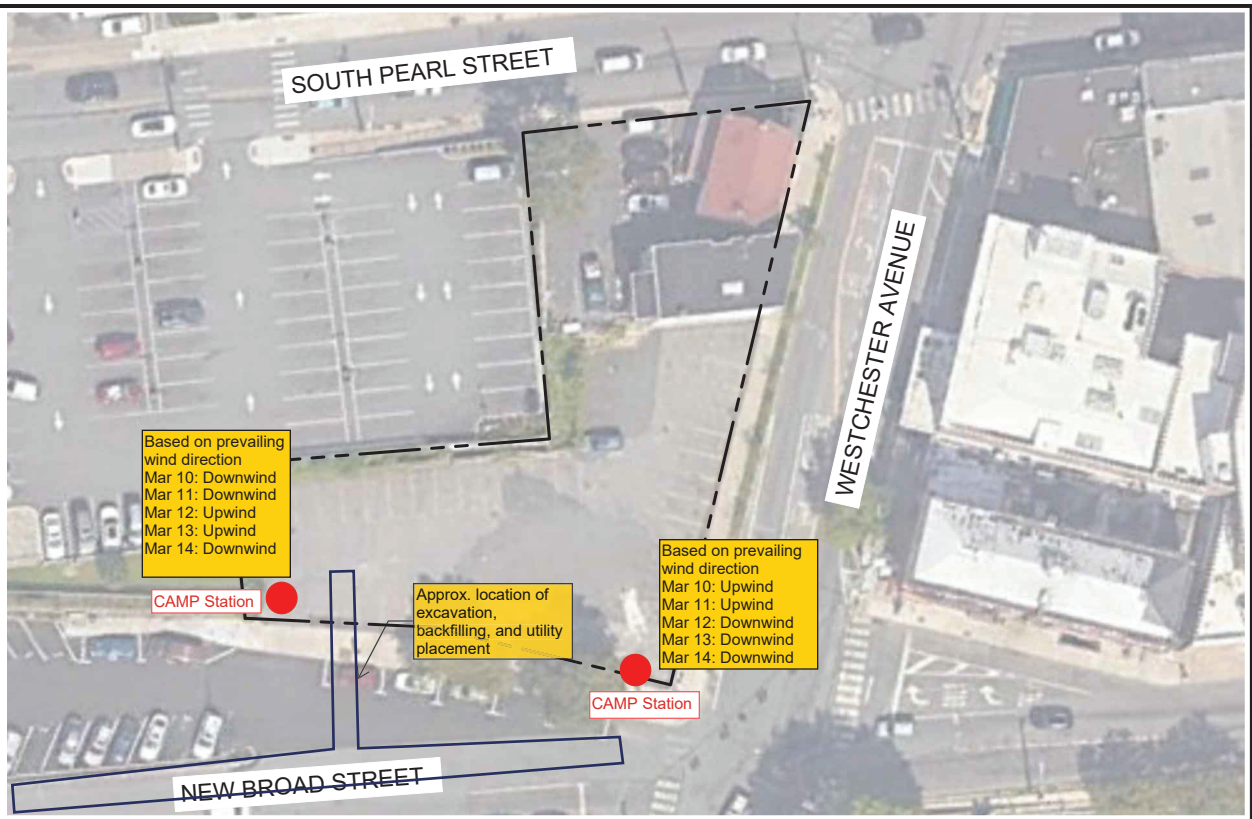

LEGEND:

BCP SITE BOUNDARY

Scale 1"=40'

0 40 80

NYS Education Law
Unauthorized alterations or additions to this plan are a violation of section 7209 (2) of the New York State Education Law. Copies of this map not having the seal of the engineer shall not be valid.

© SESI CONSULTING ENGINEERS 2024
This drawing and all information contained here on is proprietary information of SESI CONSULTING ENGINEERS and may not be copied or reproduced, either in whole or in part, by any method, without written permission of SESI CONSULTING ENGINEERS

REFERENCE
SITE SURVEY PREPARED BY RICHARD J. DOMATO, DATED MARCH 5, 2021.

NOTE:
THIS PLAN IS FOR LOCATING SOIL BORINGS ONLY.
OTHER SITE WORK SHOWN HERE IS NOT INTENDED FOR CONSTRUCTION.

dwg by: AW
chk by: JS
scale: AS NOTED
date: 05/14/2024

SESI CONSULTING ENGINEERS
GEOTECHNICAL | ENVIRONMENTAL | SITE/CIVIL
999 ROUTE 46E, 3RD FLOOR, PARSIPPANY, NJ 07054 PH: 973.808.9050

project: REMEDIAL ACTION WORK PLAN
140, 148-150 WESTCHESTER AVENUE
PORT CHESTER, NEW YORK 10573

title: BCP BOUNDARY MAP

job no: 11895A
drawing no:

FIG-1

N:\CAD\11895A\CAD\ENVIRONMENTAL\RAWP\11895 – FIG-1.2 – BCP BOUNDARY MAP.DWG 05/14/24 08:37:51AM, dlan.ward, LAYOUT:FIG-3.1 SAMPLE LOC PLAN

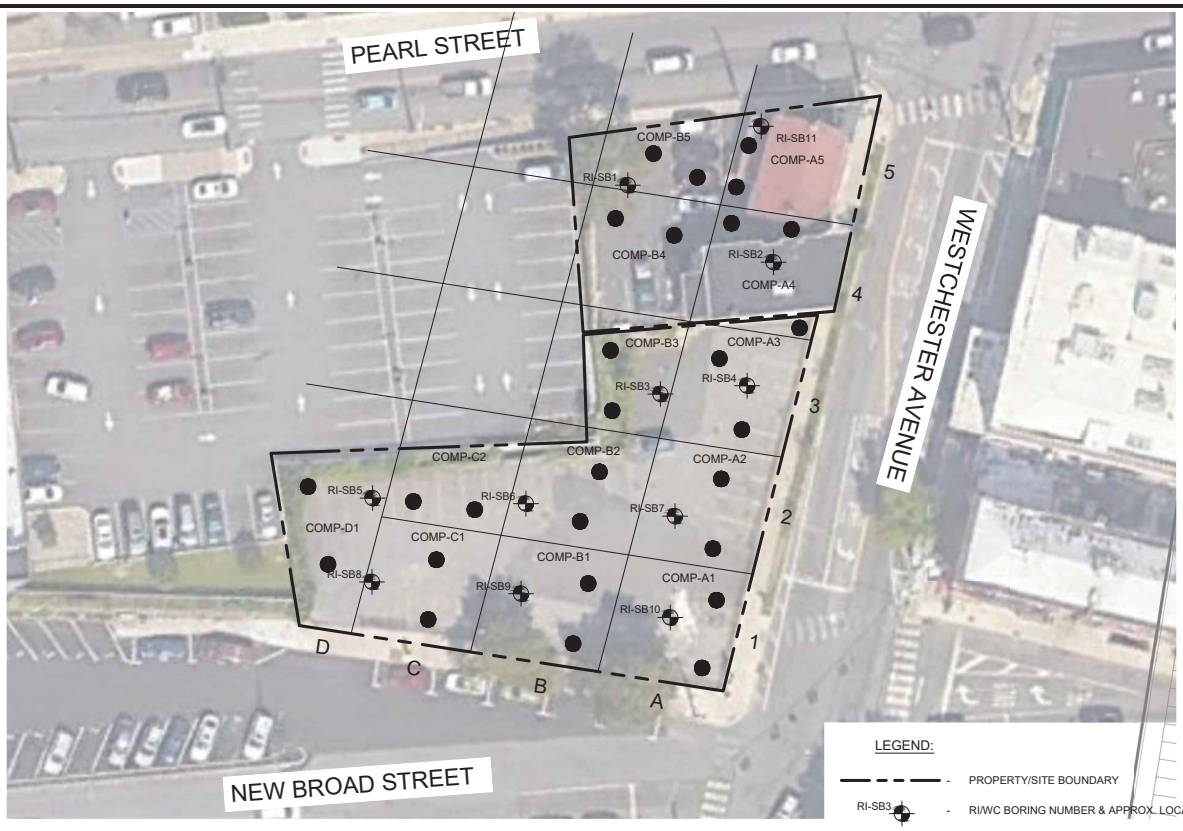

LEGEND:

- PROPERTY/SITE BOUNDARY
- RI/WC BORING NUMBER & APPROX. LOCATION
- WC ONLY BORING NUMBER & APPROX. LOCATION
- 50 X 50 GRIDLINES

Scale 1"=40'

0 40 80

NOTE:
THIS PLAN IS FOR LOCATING SOIL BORINGS ONLY.
OTHER SITE WORK SHOWN HERE IS NOT INTENDED FOR CONSTRUCTION.

REFERENCE
SITE SURVEY PREPARED BY RICHARD J. DOMATO, DATED MARCH 5, 2021.

NYS Education Law
Unauthorized alterations or additions to this plan are a violation of section 7209 (2) of the New York State Education Law. Copies of this map not having the seal of the engineer shall not be valid.

© SESI CONSULTING ENGINEERS 2024
This drawing and all information contained here on is proprietary information of SESI CONSULTING ENGINEERS and may not be copied or reproduced, either in whole or in part, by any method, without written permission of SESI CONSULTING ENGINEERS

dwg by: aas
chk by: FL
scale: N.T.S.
date: 06/09/2022

SESI CONSULTING ENGINEERS
GEOTECHNICAL | ENVIRONMENTAL | SITE/CIVIL
399 ROUTE 46E, 3RD FLOOR, PARSIPPANY, NJ 07054 PH: 973.808.9089

project:
PHASE II INVESTIGATION
140, 148-150 WESTCHESTER AVENUE
PORT CHESTER, NEW YORK 10573

title:
WASTE CHARACTERIZATION
SAMPLE LOCATION PLAN

job no: 11895A
drawing no:

FIG-2

N:\CAD\11895\R\11895 - FIG-4.1 - WC SAMPLE LOC PLAN.DWG 04/09/24 03:54:51PM, dan.ward, LAYOUT:FIG-4.1 WC SAMPLE LOC PLAN

PHOTOLOG



Photo 1: Rebar Placing



Photo 2: Asphalt Placement



Photo 3: Material Import



Photo 4: Excavation

SESI CONSULTING ENGINEERS
GEOTECHNICAL | ENVIRONMENTAL | SITE CIVIL

Principals:

Anthony Castillo, PE
Franz W. Laki, PE
Fuad Dahan, PhD, PE, LSRP
John M. Nederfield, PE
Justin M. Protasiewicz, PE
Jose M. Rodriguez, PE
Michael St. Pierre, PE

March 24, 2025 **via email: Greta.Kowalski@dec.ny.gov**

Ms. Greta Kowalski
Project Manager
NYSDEC
21 S Putt Corners Road
New Paltz, New York 12561

Re: Weekly Report #29 – March 18, 2025 to March 21, 2025
Grand Union Hotel Bowling Alley Site
BCP Site # C360222
Port Chester, New York

Dear Ms. Kowalski:

On behalf of our Client, Port Chester OZ Fund III QOZB, LLC (the "Volunteer"), SESI Consulting Engineers (SESI) is pleased to submit a weekly progress report for the Grand Union Hotel Bowling Alley Site (herein referred to as the "Site"). This progress report is for the week of March 18, 2025 through March 21, 2025.

1. SUMMARY OF PROJECT ACTIVITIES: Interim Remedial Measures

A. TASKS PERFORMED DURING CURRENT REPORTING PERIOD

SESI, as the Environmental Engineering Consultant for the project, performed or coordinated the performance of the following tasks:

- SESI was on-site from March 18 through March 21, 2025 to conduct and implement the Community Air Monitoring Plan (CAMP) during soil intrusive activities, including rock chipping and soil exporting. During this period, SESI deployed CAMP air monitoring stations at upwind and downwind locations. Exceedances were identified on 3/19/2025. Water discharge is terminated.
- Site activities during this reporting week include the following:

- On March 18, 2025, the contractor continued rebar/concrete placement, excavation, rock chipping, backfilling, utility placement, and flowable fill placement for utility trench installation. Dewatering activity terminated.
- On March 19, 2025, the contractor continued rebar/concrete placement, excavation, asphalt placement, and flowable fill placement for utility trench installation. Dewatering activity terminated.
- On March 20, 2025, the contractor continued rebar/concrete placement, excavation, asphalt placement, and flowable fill placement for utility trench installation. Dewatering activity terminated.
- On March 21, 2025, the contractor continued rebar/concrete placement, excavation and 3/4" clean stone backfilling. Dewatering activity terminated.

The locations of the field activities are depicted in **Figure 1**.

B. EXCEEDANCES OF CAMP ACTION LEVELS

- An exceedance was recorded on March 19, 2025 from 11:35AM-11:44AM and 11:57AM-12:08PM. During the time of the exceedances, the contractor placed flowable fill in the utility trench adjacent to the CAMP unit. The contractor was instructed to pour the flowable fill more slow to prevent future exceedances.

Daily air monitoring data is provided in the following OneDrive folder link: 11895A CAMP data

C. CHANGES OR DEVIATIONS FROM ORIGINAL PLANS

- There were no changes or deviations from the approved IRMWP (June 1, 2023) during this reporting period.

2. SAMPLING ACTIVITIES AND ANALYTICAL RESULTS

- No sampling activities were completed during this reporting period.

3. ANTICIPATED TASKS FOR NEXT REPORTING PERIOD

SESI anticipates performing the following tasks in the next weekly reporting period:

- Installation of VIM liner and drains.
- Smoke testing of VIM system.

If you have any questions, please feel free to call me at (973) 808-9050.

Sincerely,

SESI CONSULTING ENGINEERS, DPC



James Vander Vliet, PE, LSRP
Senior Project Engineer

Attachments:
Figure 1
Figure 2
Photolog

FIGURES

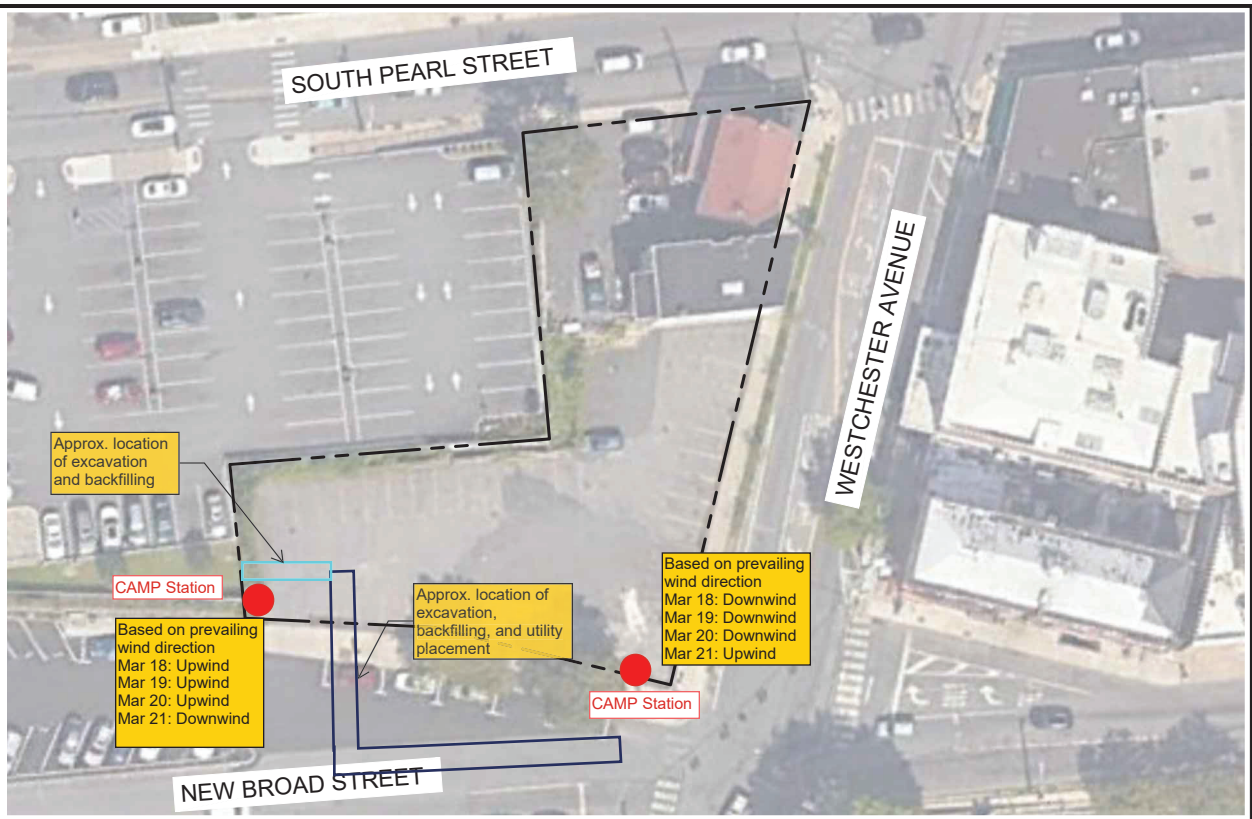

LEGEND:

BCP SITE BOUNDARY

Scale 1"=40'

0 40 80

REFERENCE
SITE SURVEY PREPARED BY RICHARD J. DOMATO, DATED MARCH 5, 2021.

NOTE:
THIS PLAN IS FOR LOCATING SOIL BORINGS ONLY.
OTHER SITE WORK SHOWN HERE IS NOT INTENDED FOR CONSTRUCTION.

NYS Education Law
Unauthorized alterations or additions to this plan are a violation of section 7209 (2) of the New York State Education Law. Copies of this map not having the seal of the engineer shall not be valid.

© SESI CONSULTING ENGINEERS 2024
This drawing and all information contained here on is proprietary information of SESI CONSULTING ENGINEERS and may not be copied or reproduced, either in whole or in part, by any method, without written permission of SESI CONSULTING ENGINEERS

dwg by: AW
chk by: JS
scale: AS NOTED
date: 05/14/2024

SESI CONSULTING ENGINEERS
GEOTECHNICAL | ENVIRONMENTAL | SITE/CIVIL
359 ROUTE 46E, 3RD FLOOR, PARSIPPANY, NJ 07054 PH: 973.808.9859

project:
REMEDIAL ACTION WORK PLAN
140, 148-150 WESTCHESTER AVENUE
PORT CHESTER, NEW YORK 10573

title:
BCP BOUNDARY MAP

job no: 11895A
drawing no:
FIG-1

N:\CAD\11895A\CAD\ENVIRONMENTAL\RAWP\11895 – FIG-1.2 – BCP BOUNDARY MAP.DWG 05/14/24 08:37:51AM, dlan.ward, LAYOUT:FIG-3.1 SAMPLE LOC PLAN

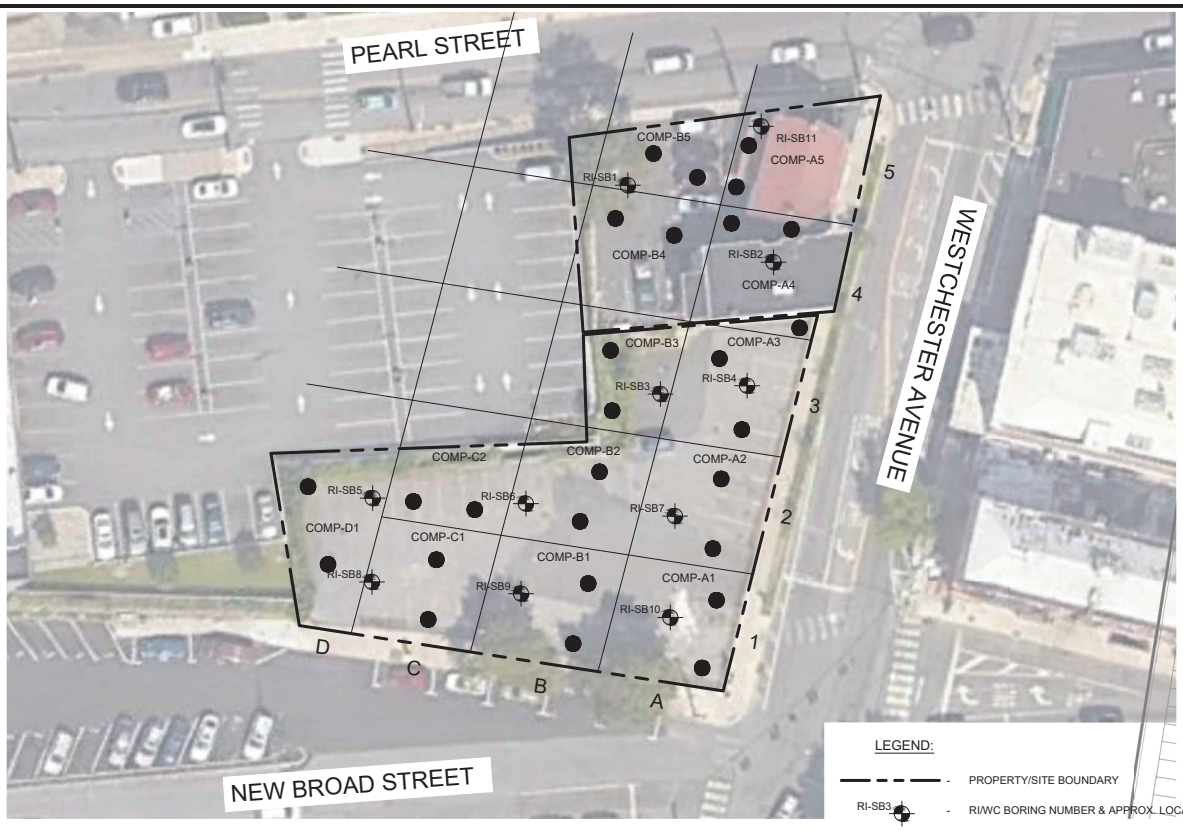

LEGEND:

- PROPERTY/SITE BOUNDARY
- RI/WC BORING NUMBER & APPROX. LOCATION
- WC ONLY BORING NUMBER & APPROX. LOCATION
- 50 X 50 GRIDLINES

Scale 1"=40'

0 40 80

NOTE:
THIS PLAN IS FOR LOCATING SOIL BORINGS ONLY.
OTHER SITE WORK SHOWN HERE IS NOT INTENDED FOR CONSTRUCTION.

REFERENCE
SITE SURVEY PREPARED BY RICHARD J. DOMATO, DATED MARCH 5, 2021.

NYS Education Law
Unauthorized alterations or additions to this plan are a violation of section 7209 (2) of the New York State Education Law. Copies of this map not having the seal of the engineer shall not be valid.

© SESI CONSULTING ENGINEERS 2024
This drawing and all information contained here on is proprietary information of SESI CONSULTING ENGINEERS and may not be copied or reproduced, either in whole or in part, by any method, without written permission of SESI CONSULTING ENGINEERS

dwg by: aas
chk by: FL
scale: N.T.S.
date: 06/09/2022

SESI CONSULTING ENGINEERS
GEOTECHNICAL | ENVIRONMENTAL | SITE/CIVIL
399 ROUTE 46E, 3RD FLOOR, PARSIPPANY, NJ 07054 PH: 973.808.9089

project:
PHASE II INVESTIGATION
140, 148-150 WESTCHESTER AVENUE
PORT CHESTER, NEW YORK 10573

title:
WASTE CHARACTERIZATION
SAMPLE LOCATION PLAN

job no: 11895A
drawing no:

FIG-2

N:\CAD\11895\R\11895 - FIG-4.1 - WC SAMPLE LOC PLAN.DWG 04/09/24 03:54:51PM, dan.ward, LAYOUT:FIG-4.1 WC SAMPLE LOC PLAN

PHOTOLOG



Photo 1: Flowable Fill Placement



Photo 2: Asphalt Placement



Photo 3: Rock Chipping



Photo 4: Excavation

Appendix G:

SOE Plans

GENERAL

1. INFORMATION INDICATED ON HESE DRAWINGS ARE REFERENCED TO THE FOLLOWING:
   - EXISTING ELEVATIONS, STRUCTURES, ROADS, SIDEWALKS, UTILITIES, AND RETAINING WALLS TAKEN FRON THE TOPOGRAPHIC SURVEY PREPARED BY ALLI SURVEYING P.C., DATED 05/23/2023.
   - GEOTECHNICAL SOIL DATA TAKEN FROM THE GEOTECHNICAL REPORT PREPARED BY SESI CONSULTING ENGINEERS, DATED 06/15/2021 AND SUPPLEMENTAL GEOTECHNICAL REPORT, DATED 08/13/2024.
   - STRUCTURAL AND FOUNDATION ELEMENTS TAKEN FROM THE DRAWINGS PREPARED BY LESSARD DESIGN INC, P.C., DATED 08/13.2024 ALL 1.
1. ELEVATIONS ARE REFERENCED TO THE NORTH AMERICAN VERTICAL DATUM OF 1988, NAVD88, WHICH IS 1.1 FEET ABOVE THE NATIONAL GEODETIC SURVEY VERTICAL DATUM OF 1929, NGVD29. (MEAN SEA LEVEL MEASURED AT SANDY HOOK, NJ).
2. IF EXISTING AND PROPOSED ELEVATIONS, STRUCTURES, ROADS, SIDEWALKS, UTILITIES, OR RETAINING WALL LOCATIONS DIFFER FROM THOSE SHOWN ON THESE DRAWINGS, SESI SHOULD BE IMMEDIATELY NOTIFIED.
3. SHOULD SUBSURFACE CONDITIONS ENCOUNTERED DURING EXCAVATION DIFFER FROM THOSE SHOWN ON THESE DRAWINGS, SESI SHOULD BE IMMEDIATELY NOTIFIED.
4. CONTRACTOR SHALL CALL 811 TO HAVE UTILITES LOCATED AND ANY OTHER APPLICABLE ENTITY BEFORE BEGINNING WORK. IT IS THE CONTRACTOR'S RESPONSIBILITY TO FIELD VERIFY ALL LOCATIONS AND DEPHTS OF EXISTING UTILITIES PRIOR TO COMMENCING CONSTRUCTION.
5. CONTRACTOR SHALL VERIFY LOCATIONS OF EXISTING ON-SITE AND OFF-SITE UTILITIES. EXISTING UTILITIES IMPACTED BY CONSTRUCTION ACTIVITY SHALL BE RELOCATED AS NECESSARY AND PROTECTED AT ALL TIMES. ANY IMPACTED UTILITIES SHALL BE RESTORED, AS NECESSARY, TO THE FULL SATISFACTION OF THE UTILITY OWNER FOLLOWING COMPLETION OF WORK NEAR THE UTILITY.
6. IF REQUIRED, THE OWNER SHALL OBTAIN WRITTEN PERMISION FROM NEIGHBORING PROPERTIES TO PERFORM THE CONSTRUCTION BEYOND PROPERTY LINE AS NEEDED.
7. CONTRACTOR'S WORKERS' SAFETY AND SITE LOGISTICS (INCLUDING MEANS AND METHODS FOR DEWATERING) ARE BEYOND THE SCOPE OF THESE DRAWINGS AND ARE NOT ADDRESSED HEREIN. THE CONTRACTOR IS SOLELY RESPONSIBLE FOR THESE ITEMS.
8. SESI CONSULTING ENGINEERS HAS BEEN RETAINED TO PROVIDE SPECIAL INSPECTION OF THE SUPPORT OF EXCAVATION SYSTEM AS SHOWN ON THESE DRAWINGS.
9. PROPER NOTICES SHALL BE GIVEN TO SESI BY THE OWNER'S REPRESENTATIVE FOR THE PERFORMANCE OF THE SPECIAL INSPECTIONS IN ACCORDANCE WITH THE REQUIREMENTS OF SECTION 1704.2 OF THE 2020 EDITION OF THE BUILDING CODE OF NEW YORK STATE.
10. THE CONTRACTOR SHALL PROVIDE, MAINTAIN, AND OPERATE PUMPS, SUMPS, TRENCHES, AND OTHER APPROVED EQUIPMENT AND METHODS TO KEEP EXCAVATIONS FREE FROM WATER AND TO KEEP WORK FROM BEING DAMAGED BY WATER DURING ALL STAGES OF CONSTRUCTION.
11. ANY WATER INFLOW INTO THE EXCAVATION AND GROUNDWATER SHALL BE CONTROLLED IN SUCH A MANNER THAT THE WATER LEVEL SHALL BE MAINTAINED AT LEAST 2-FOOT BELOW THE BOTTOM OF ANY LEVEL OF EXCAVATION ADJACENT TO THE SUPPORT OF EXCAVATION. CONTRACTOR SHALL COMPLY WITH ALL REQUIRED ENVIRONMENTAL REQUIREMENTS WHILE HANDELING WATER ON SITE.
12. THE CONTRACTOR AND SUBCONTRACTORS SHALL VISIT AND EXAMINE THE PREMISES SO AS TO FULLY UNDERSTAND ALL OF THE EXISTING CONDITIONS PERTAINING TO THEIR WORK.
13. ALL DIMENSIONS AND DETAILS SHOWN ON THE CONTRACT DRAWINGS SHALL BE FIELD VERIFIED AND COORDINATED WITH THE G.C. BEFORE PROCEEDING WITH THEIR WORK.
14. THE DRAWINGS SHOW THE INTENT OF THE WORK. THE CONTRACTOR IS RESPONSIBLE FOR MEANS AND METHODS OF CONSTRUCTION. SCHEDULING OF ALL WORK INCLUDING DEMOLITION TO BE COORDINATED WITH THE OWNER.
15. EXISTING SURVEY MONUMENTS, IF ENCOUNTERED, WHETHER SHOWN ON THE PLAN OR NOT, SHALL BE PROTECTED DURING CONSTRUCTION.
16. LOCATIONS OF THE SUPPORT OF EXCAVATION IN RELATION TO PROPERTY LINES, UTILITY EASEMENTS, OR ANY OTHER TYPE OF EASEMENTS ARE THE RESPONSIBILITY OF THE OWNER OR THE SITE CIVIL ENGINEER. THE ENGINEER OF RECORD ASSUMES NO LIABILITY FOR THE LOCATIONS OF THE SUPPORT OF EXCAVATION, OR IF CONSTRUCTION OF THE PROPOSED SUPPORT OF EXCAVATION ENCROACHES ANY PROPERTY LINES OR EASEMENTS.
17. OWNERSHIP IS RESPONSIBLE FOR OBTAINING PERMISSION FROM VILLAGE AND ADJACENT PROPERTY OWNERS FOR ALL TEMPORARY AND PERMANENT WORK PROPOSED ENCROACHING BEYOND THE SITE PROPERTY LINE.
18. IF THERE ARE DISCREPANCIES BETWEEN ANY INFORMATION ON THESE PLANS AND INFORMATION IN THE PROJECT SPECIFICATIONS, THE MORE RESTRICTIVE INFORMATION TAKES PRECEDENCE.
19. WHERE REFERRED TO THE ENGINEER SHALL BE A REPRESENTATIVE OF SESI CONSULTING ENGINEERS.
20. NOTICE SHALL BE PROVIDED TO ADJOINING PROPERTY OWNERS BY THE OWNER'S REPRESENTATIVE PRIOR TO CONSTRUCTION IN ACCORDANCE WITH LOCAL AND STATE CODES.
21. SINCE THE EXCAVATION SUPPORT SYSTEM EXTENDS INTO THE PUBLIC SIDEWALK, A "SIDEWALK CLOSING" PERMIT MUST BE OBTAINED FROM THE VILLAGE.
22. ALL WORK PERFORMED IN CONNECTION WITH SUPPORT OF EXCAVATION SYSTEM SHOWN ON THESE DRAWINGS SHALL ADHERE TO THE APPLICABLE PROVISIONS OF THE VILLAGE OF PORT CHESTER, THE 2020 EDITION OF THE BUILDING CODE OF NEW YORK STATE, REGULATIONS OF THE NEW YORK STATE DEPARTMENT OF LABOR, AND OSHA REQUIREMENTS.
23. PERIMETER FENCING AND OTHER PROTECTION SHALL BE PROVIDED ALONG THE PERIMETER OF THE CONSTRUCTION SITE BOTH DURING AND AFTER WORKING HOURS, PROPERLY MARKED AND LIGHTED. SITE SAFETY, CONSTRUCTION FENCE AND LOGISTICS TO BE DESIGNED BY OTHERS.
24. A NO LOADING AREA SHALL BE ESTABLISHED ADJACENT TO THE EXISTING RETAINING WALLS AS INDICATED IN SOE-100. THIS AREA SHALL EXTEND 10 FEET OFF THE PROPERTY LINE. NO EQUIPMENT OR CONSTRUCTION MATERIALS SHALL BE STORED IN THESE AREAS.
25. SESI CONSULTING ENGINEERS SHALL BE ADVISED OF CONFLICTS BETWEEN THIS DRAWING AND ACTUAL FIELD CONDITIONS, PARTICULARLY HORIZONTAL CLEARANCES TO EXISTING CONSTRUCTION. ELEVATIONS OF PROPOSED CONSTRUCTION ARE SHOWN FOR GUIDANCE ONLY. THESE DRAWINGS SHALL BE WORKED IN CONJUNCTION WITH THE CONTRACT DRAWINGS TO ASSURE PROPER COORDINATION.
26. PRIOR TO COMMENCEMENT OF INSTALLATION OF SUPPORT OF EXCAVATION SYSTEM OPERATION:
   - THE OWNER'S REPRESENTATIVE IS TO OBTAIN WRITTEN PERMISSION FROM OWNERS OF ALL ADJOINING BUILDINGS FOR ACCESS TO THE BUILDINGS IN ORDER TO PROVIDE PROTECTION, DURING INSTALLATION OF SUPPORT OF EXCAVATION ELEMENTS AND THE MASS EXCAVATION.
   - MAKE VISUAL INSPECTION WITH PHOTO DOCUMENTATION OF ALL ADJOINING STRUCTURES.
   - MONITORING OF EXISTING STRUCTURES TO BE PERFORMED BY THE OWNER.
   - MONITORING OF EXISTING STRUCTURES INCLUDES VERTICAL AND HORIZONTAL MONITORING, CRACK MONITORING, AND VIBRATION MONITORING. RECOMMENDATIONS FOR MONITORING ARE INCLUDED IN THE SESI MONITORING PLAN SOE-500.
27. A COMPETENT PERSON WHO IS A REPRESENTATIVE OF THE CONTRACTOR SHALL INSPECT THE SUBGRADE OF THE EXCAVATION, ALL BRACING AND BLOCKING, AND EXISTING ADJACENT STRUCTURES AS NECESSARY AT THE COMMENCEMENT OF EACH SHIFT TO ASSURE INTEGRITY, PRIOR TO PERMITTING WORKMAN TO WORK WITHIN THE AREA PROTECTED BY THE TEMPORARY PERIMETER RETAINING SYSTEMS.
28. OSHA 29CFR 1926.650 & 1926.651 ET. SEQ

1926.651(K)(1)

"DAILY INSPECTIONS OF EXCAVATIONS, THE ADJACENT AREAS, AND PROTECTIVE SYSTEMS SHALL BE MADE BY A COMPETENT PERSON FOR EVIDENCE OF A SITUATION THAT COULD RESULT IN POSSIBLE CAVE-INS, INDICATION OF FAILURE OF PROTECTIVE SYSTEMS, HAZARDOUS ATMOSPHERES, OR OTHER HAZARDOUS CONDITIONS. AN INSPECTION SHALL BE CONDUCTED BY A COMPETENT PERSON PRIOR TO THE START OF WORK AND AS NEEDED THROUGHOUT THE SHIFT. INSPECTIONS SHALL ALSO BE MADE AFTER EVERY RAINSTORM OR OTHER HAZARD INCREASING OCCURRENCE. THESE INSPECTIONS ARE ONLY REQUIRED WHEN EMPLOYEE EXPOSURE CAN BE REASONABLY ANTICIPATED"

1926.650 (B)

"'COMPETENT PERSON' MEANS ONE WHO IS CAPABLE OF IDENTIFYING EXISTING AND PREDICTABLE HAZARDS IN THE SURROUNDS, OR WORKING CONDITIONS WHICH ARE UNSANITARY, HAZARDOUS, OR DANGEROUS TO EMPLOYEES, AND WHO HAS AUTHORIZATION TO TAKE PROMPT CORRECTIVE MEASURES TO ELIMINATE THEM."

MATERIALS

1. COMPLY WITH THE LATEST EDITION OF THE *STANDARD SPECIFICATION FOR STRUCTURAL CONCRETE IN BUILDINGS*, ACI 301; AND THE *BUILDING CODE REQUIREMENTS FOR REINFORCED CONCRETE*, ACI 318.
2. MATERIAL FOR W AND HP SECTION SOLDIER BEAMS SHALL MEET THE REQUIREMENTS OF ASTM+ A572 GRADE 50. ALL STEEL SECTIONS SHALL BE NEW MATERIAL AND MILL CERTIFICATES SHALL BE SUBMITTED TO THE ENGINEER FOR APPROVAL PRIOR TO CONSTRUCTION.
3. ALL PLATES, MISCELLANEOUS BRACKETS, STIFFENERS, WALERS ETC. SHALL MEET THE REQUIREMENTS OF ASTM A572 GRADE 50.
4. CONCRETE FOR RAKER HEEL BLOCKS AND FOR CONCRETE PIERS SHALL BE MINIMUM OF F'C=4000 PSI STONE CONCRETE AT 28 DAYS. CONCRETE MIX DESIGN SHOULD COMPLY WITH CONCRETE PROJECT SPECIFICATIONS AND SUBMITTED TO SESI FOR REVIEW.
5. ROCK SLOPE STABILIZATION WALLS SHALL BE MINIMUM OF 6000 PSI CONCRETE AT 28 DAYS AND COMPLY W/CONCRETE PROJECT SPECIFICATIONS.
6. MECHANICALLY VIBRATE ALL CONCRETE WHEN PLACED. MAXIMUM SLUMP OF 4-1/2" FOR CONCRETE WITHOUT PLASTICIZER. IF PLASTICIZER IS USED, A HIGHER FINAL SLUMP MAY BE ALLOWED UPON APPROVAL OF THE ENGINEER. NO FLY ASH ADDITIVE IS ALLOWED.
7. ALL WELDING ELECTRODES SHALL CONFORM TO A.W.S. STANDARDS FOR BOTH FIELD AND SHOP WELDING. THE APPLICABLE ELECTRODE TYPE SHOULD BE UTILIZED FOR THE TYPE OF WELDING TO BE PERFORMED AS DEFINED BY THE 2004 AWS D1.1 CODE. PROPER ELECTRODE DRYING FACILITIES SHALL BE PROVIDED. ONLY NEWLY OPENED, SEALED PACKAGES OF ELECTRODES SHALL BE UTILIZED.
8. TIMBER LAGGING SHALL BE ROUGH CUT (FULL SIZE) SOUTHERN YELLOW PINE. WITH A MINIMUM FB = 1200 PSI, AS ACCEPTABLE TO THE ENGINEER. ANY LAGGING THAT WILL REMAIN IN PLACE SHALL BE TREATED TIMBER LAGGING.
9. EXPANSION ANCHORS TO BE USED SHALL BE HILTI KWIK BOLT II EXPANSION ANCHORS. EXPANSION ANCHORS TO BE INSTALLED IN ACCORDANCE WITH THE MANUFACTURERS RECOMMENDATIONS UNLESS OTHERWISE NOTED.
10. GROUT FOR TIEBACKS SHALL BE NEAT GROUT BATCHED UTILIZING TYPE II OR TYPE III PORTLAND CEMENT MIXED WITH SUFFICIENT WATER AT THE TIME OF PLACEMENT TO BE AT A VISCOSITY OF 70-SECONDS (MARSH FUNNEL). THE APPROXIMATE PROPORTIONS ARE 5 GALLONS OF WATER PER SACK OF CEMENT. CONTRACTOR RESPONSIBLE FOR PROVIDING GROUT DESIGN MIX FOR 6000 PSI MIN. COMPRESSIVE STRENGTH AT 28 DAYS.
11. STEEL WEDGES SHALL BE ASTM A572 GRADE 50 STEEL.
12. PROVIDE 6% AIR ENTRAINED CONCRETE EXPOSED TO EARTH OR WEATHER.

REINFORCING STEEL

1. CONFORM TO *THE MANUAL OF STANDARD PRACTICE FOR DETAILING REINFORCED CONCRETE STRUCTURES, ACI 315; THE STANDARD SPECIFICATION FOR STRUCTURAL CONCRETE IN BUILDINGS, ACI 301; AND THE BUILDING CODE REQUIREMENTS FOR REINFORCED CONCRETE, ACI 318.*
2. SUBMIT SHOP DRAWINGS FOR APPROVAL PRIOR TO FABRICATION.
3. PROVIDE REINFORCING STEEL MEETING THE STANDARDS OF ASTM A615 GRADE 60, OR AS OTHERWISE INDICATED ON PROJECT DOCUMENTS..
4. LAP SPLICES, UNLESS NOTED OTHERWISE, SHALL BE CLASS "B" TENSION LAP SPLICES. RUN REINFORCING BARS CONTINUOUSLY LAPPED AT SPLICES AND AROUND CORNERS. DOWEL INTO INTERSECTING WALLS AND HOOK AT ENDS. STAGGER SPLICES MINIMUM OF ONE LAP LENGTH WHEREVER POSSIBLE.
5. PROVIDE AND SCHEDULE ON SHOP DRAWINGS, ACCESSORIES TO HOLD REINFORCING IN POSITION. SPACE HIGH CHAIRS NO MORE THAN 48" APART, WIRE TO BOTTOM REINFORCING. PROVIDE #5 SUPPORT BARS ON HIGH CHAIRS.
6. CLEARANCE OF MAIN REINFORCING BARS FROM ADJACENT CONCRETE SURFACES SHALL BE:

STRUCTURAL ELEMENT AND CONDITION	MINIMUM COVER (INCHES)
CONCRETE CAST AGAINST AND PERMANENTLY EXPOSED TO EARTH	3
CONCRETE EXPOSED TO WEATHER:	
• #6 THROUGH #18 BARS	2
• #5 BAR, W31, OR D31, AND SMALLER	1 1/2
CONCRETE NOT EXPOSED TO WEATHER OR IN CONTACT WITH GROUND:	
• SLABS, WALLS, AND JOISTS: #11 BAR AND SMALLER	3/4
• BEAMS, COLUMNS: PRIMARY REINF., TIES, STIRRUPS, AND SPIRALS	1 ½*

* CARRY TOPS OF STIRRUPS IN CONCRETE BEAMS TO WITHIN 1" OF CONCRETE SURFACE.

THE MAXIMUM ALLOWABLE DEVIATION FROM THE FIGURES ABOVE, WHEN PLACING REINFORCING IN THE FORMS SHALL BE 1/4" FOR CONCRETE SHAPES 10" OR LESS IN DEPTH OR WIDTH AND 1/2" FOR CONCRETE SHAPES MORE THAN 10" IN DEPTH OR WIDTH.

SUPPORT OF EXCAVATION ELEMENTS INSTALLATION

CONCRETE PIERS AND LAGGING

1. ALL CONCRETE PIERS SHALL BE INSTALLED IN LOCATIONS AS SHOWN ON THE CONTRACT DRAWINGS.
2. INSTALL CONCRETE PIERS TO THE REQUIRED TIP ELEVATION. CONCRETE PIERS SHALL HAVE A 6 INCH (UON) MINIMUM EMBEDMENT INTO SOLID ROCK. SESI TO PROVIDE INSPECTION OF PIER SUBGRADE PRIOR TO INSTALLATION.
3. EACH LAGGING BOARD SHALL BE BLOCKED AT LEAST 1/4-INCH TO PERMIT DRAINAGE. ANY VOIDS BEHIND LAGGING SHALL BE BACKFILLED WITH ON SITE SOIL RAMMED IN PLACE, FLOWABLE FILL, OR DRYPACK MORTAR.
4. TIMBER TRENCH BOXES SHALL BE CONSTRUCTED AS PER DETAILS IN THE CONSTRUCTION DRAWINGS AT THE LOCATIONS OF THE PROPOSED CONCRETE PIERS.
5. ONCE THE TIMBER TRENCH BOX HAS BEEN CONSTRUCTED, THE CONTRACTOR MAY EXCAVATE INSIDE THE TRENCH BOX TO TOP OF SOLID ROCK. THE TOP OF ROCK SURFACE SHALL BE FLAT AND CLEAN, FREE OF ANY DEBRIS OR STANDING WATER. ALL TIMBER BOXES SHOULD BE CONSTRUCTED IN A TOP-DOWN CONSTRUCTION METHOD WITH NO SOIL LOSS IN THE SURROUNDING AREA.
6. SHEARPINS CONSISTING OF #8 BARS SHALL BE DRILLED AND GROUTED INTO COMPETENT BEDROCK A MIN. OF ±18 INCHES AT THE CONCRETE PIERS.
7. THE CONCRETE PIER AREAS SHALL BE FORMED, REBAR SHALL BE PLACED AS SHOWN IN THE CONSTRUCTION DRAWINGS, A TIEBACK SLEEVE SHALL BE PLACED, AND 4000 PSI CONCRETE SHALL BE POURED TO CONSTRUCT THE PIERS.
8. TIEBACKS (IF REQUIRED) SHALL BE INSTALLED AT THE HORIZONTAL CENTER OF THE CONCRETE PIERS FOR VERTICAL ELEVATION LOCATION OF THE TIEBACKS. SEE SECTIONS.
9. ONCE CONCRETE TESTS SHOW THAT THE PIERS HAVE ATTAINED A MIN. OF 4000 PSI YIELD STRENGTH AND THE TIEBACKS HAVE BEEN TESTED AND LOCKED OFF, THE MASS EXCAVATION MAY COMMENCE IN CONJUNCTION WITH THE INSTALLATION OF THE TIMBER LAGGING. LAGGING SHALL BE CUT TO PROVIDE A MINIMUM OF 6-INCHES OF BEARING BEHIND EACH CONCRETE PIER OR FULLY BLOCKED OUT. EXCAVATE NO DEEPER THAN 2 FEET BEFORE INSTALLING THE TIMBER LAGGING.
10. ONCE CONCRETE PIERS HEVE OBTAINED DESIGN STRENGTH, CONTRACTOR MAY START MASS EXCAVATION AND LAGGING INSTALLATION. CONTRACTOR SHALL NOT EXCAVATE DEEPER THAN 1' BELOW TIE BACK ELEVATION AT PIER LOCATIONS REQUIRING TIEBACKS.
11. CONTRACTOR SHALL INSTALL, TEST AND LOCK OFF TIE BACK ANCHORS PRIOR TO CONTINUING EXCAVATION TO REQUIRED DEPTHS

CONCRETE SHORING WALL

1. THE CONCRETE SHORING RETAINING WALL SHALL BE INSTALLED IN LOCATIONS SHOWN ON THIS DRAWING.
2. CONTRACTOR SHALL USE APPROPRIATE MEANS AND METHODS TO LINE DRILL THE SOLID ROCK BELOW THE EXISTING RETAINING STRUCTURE, SO AS NOT TO DAMAGE THE SOLID ROCK SUPPORTING THE WALL.
3. CONTRACTOR SHALL ENSURE THE ROCK SURFACE FOR THE SHORING WALL FOOTING IS FLAT AND CLEAN, FREE OF ANY DEBRIS OR STANDING WATER PRIOR TO PLACING THE FORMS FOR THE PROPOSED CONCRETE SOE WALL.
4. INSTALL WALERS AT ELEVATIONS SHOWN ON THIS DRAWING.
5. HEEL-BLOCKS SHALL BE CONSTRUCTED WITH CONCRETE YIELDING AT LEAST 4000 PSI IN 28 DAYS.
6. RAKERS SHALL BE INSTALLED ONCE CONCRETE TESTS HAVE SHOWN A MIN. OF 2500 PSI CONCRETE STRENGTH FOR WALL AND HEEL BLOCK. THE STEEL BEAM SECTIONS SHALL BE WELDED AS PER DETAILS SHOWN IN CONSTRUCTION DRAWINGS AND SECURED PROPERLY TO THE HEELBLOCK BY UTILIZING ANCHOR BOLTS, DRY-PACK GROUT AND SHIMS.

CONSTRUCTION SEQUENCE OF CONCRETE SHORING WALL

1. CONTRACTOR SHALL INSTALL THE CONCRETE SHORING WALL SECTIONS IN AN UNDERPIN LIKE SEQUENCE.
2. CONTRACTOR SHALL EXCAVATE WALL SECTIONS LABELED "A" ON SOE PLANS FIRST. NO EXCAVATION ADJACENT TO "A" LOCATIONS SHALL BE PERMITTED UNTIL THE BRACING IS COMPLETED AT SECTION A.
3. ONCE EXCAVATION AT THE A LOCATIONS IS COMPLETED TO REQUIRED BOTTOM OF EXCAVATION NOTED ON THESE PLANS, CONTRACTOR SHALL INSTALL SHORING WALL TOE SLAB AND HEEL BLOCK.
4. CONTRACTOR SHALL INSTALL SHORING WALL.
5. CONTRACTOR SHALL INSTALL WALER AND RAKER ONCE CONCRETE HEEL BLOCK AND WALL HAS OBTAINED MINIMUM REQUIRED STRENGTH.
6. CONTRACTOR MAY EXCAVATE MULTIPLE A SECTIONS SIMULTANEOUSLY.
7. UPON COMPLETION OF ALL A SECTIONS, CONTRACTOR SHALL EXCAVATE "B" LOCATION.
8. CONTRACTOR SHALL FOLLOW STEPS #2 THROUGH #5.
9. CONTRACTOR SHALL EXCAVATE AT "C" LOCATIONS.
10. CONTRACTOR SHALL FOLLOW STEPS #2 THROUGH #5.

TIE BACKS AND STRESSED ANCHORAGES

1. CONTRACTOR IS FULLY RESPONSIBLE FOR THE VERIFICATION OF EXISTING UTILITIES AND OTHER EXISTING CONDITIONS PRIOR TO COMMENCEMENT OF DRILLING OPERATIONS.
2. STRESSED/LOADED TIE BACK ANCHORAGES SHALL BE GRADE 150ksi, ASTM A722 THREADED BARS SUPPLIED BY STRESS BAR STEEL SYSTEMS INTERNATIONAL (SSSI)
3. BAR DIAMETERS INDICATED IN THESE DRAWINGS SHALL BE THE MINIMUM SIZE USED. LARGER DIAMETERS MAY BE SUBSTITUTED WITHOUT PRIOR APPROVAL OF ENGINEER.
4. DRILL HOLES INDICATED IN THESE DRAWINGS SHALL BE THE MINIMUM PROVIDED. A CHANGE IN DRILL HOLE DIAMETER WILL EFFECT THE REQUIRED BOND LENGTHS INDICATED.
5. BOND LENGTHS INDICATED IN THESE DRAWINGS SHALL BE MINIMUM, AND MAY BE SUBJECT TO CHANGE AND/OR VERIFICATION AT DIRECTION OF FIELD PROFESSIONAL ENGINEER.
6. ALL ANCHORAGE STRESSING SHALL BE CONDUCTED USING A CALIBRATED CENTER HOLE HYDRAULIC JACK CAPABLE OF EXCEEDING MAXIMUM TESTING LOADS INDICATED IN THESE DRAWINGS.
7. CONTRACTOR IS RESPONSIBLE FOR ESTABLISHING SAFE ENVIRONMENT DURING TESTING, AND ALSO PROVIDING REQUIRED EQUIPMENT (INCLUDING, BUT NOT LIMITED TO, HYDRAULIC JACK, STEEL JACK CHAIRS, DIAL INDICATORS, INDEPENDENT TRI PODS) AS REQUIRED FOR FIELD MEASUREMENTS/ VERIFICATION DURING TESTING.
8. CONTRACTOR SHALL PROVIDE BOND-BREAK MATERIAL ALONG THE "FREE STRESSING LENGTH" AS INDICATED IN THESE DRAWINGS, UNLESS OTHERWISE INDICATED FOR A "FULL LENGTH BOND" ANCHOR, WHICH CASE THE THREADED BAR SHALL BE CONTINUOUSLY GROUTED ALONG FULL LENGTH.
9. FOR SOLID, GRADE 150ksi THREADED BARS:
   - INSTALLATION SHALL BE VIA CASE DRILLING TO AVOID ANY LOSS OF SOILS.
   - DRILL FULL LENGTH AS INDICATED ON THESE DWGS, MINIMALLY, UNLESS OTHERWISE DIRECTED BY FIELD ENGINEER.
   - INSERT BAR INTO PRE-DRILLED CASING.
   - PUMP CASING WITH GROUT. AS OF COMMON DRILLING PRACTICE, CONTINUE TO "PRESSURE GROUT" WHILE EXTRACTING CASING, AND CYCLE CASING REMOVAL IN-AND-OUT TO CREATE "GROUT BULBS", THIS WILL ENSURE BETTER ANCHOR PERFORMANCE (APPLICABLE TO SOIL BONDED ANCHORS, NEGLECT FOR ROCK BONDED ANCHORS)
   - ALLOW ADEQUATE GROUT CURE PRIOR TO TESTING. 6,000psi GROUT MIX (TYPICAL, 28 DAY) FOR ANCHORS SHALL CONSIST OF:
     - 1 BAG CEMENT, TYPE 1, 2, OR 3 - 5 GALLONS POTABLE WATER
     - TESTING TYPICALLY CAN OCCUR WITHIN 3 DAYS OF INSTALLATION, OR AT DIRECTION OF FIELD ENGINEER.
10. FOR HOLLOW-CORE, SELF DRILLING ANCHORS:
    - SIMILAR TO THE ABOVE PROCEDURES, DRILL AND PRESSURE GROUT SIMULTANEOUSLY TO DETER LOST SOILS.
    - SIMILAR IN-AND-OUT DRILL CYCLING IS RECOMMENDED FOR SOIL BONDED ANCHORS.
    - GROUT MIX SHALL BE THE SAME AS ABOVE, BUT MAY BE ADJUSTED BY GROUT MIXER TO FACILITATE DRILLING OPERATIONS/GROUT FLOW, AS LONG AS FINAL STRENGTH/GROUT PERFORMANCE WILL NOT FALL BELOW MINIMUM REQUIREMENTS.
11. UPON TESTING OF ALL REQUIRED ANCHORS, A LIFT-OFF TEST MAY BE PERFORMED AT DIRECTION OF FIELD ENGINEER IN ORDER TO VERIFY PROPER LOAD TRANSFER AND TO COMPENSATE FOR ANY SEATING LOSSES. FINAL LOCK-OFF VALUE IS TO BE AT DIRECTION OF FIELD ENGINEER.
12. THE 1ST TIE BACK AND 1% OF REMAINING TIE BACKS SHOULD BE PERFORMANCE TESTED IN ACCORDANCE WITH THE LATEST EDITION OF (PTI) RECOMMENDATIONS. ALL REMAINING ANCHORS SHALL BE PERFORMANCE TESTED IN ACCORDANCE WITH THE LATEST EDITION OF PTI RECOMMENDATIONS.

REQUIRED INSPECTIONS UNDER THESE DRAWINGS

1. SPECIAL INSPECTIONS SHOULD BE PERFOMED IN ACCORDANCE WITH THE 2020 BUILDING CODE OF NEW YORK STATE. THESE INCLUDE:
   - CONCRETE
   - EXCAVATION: SHEETING, SHORING, BRACING
   - SUBGRADE
   - FILL PLACEMENT – COMPAITION TESTING

NYS Education Law
Unauthorized alterations or additions to this plan are a violation of section 7209 (2) of the New York State Education Law. Copies of this map not having the seal of the engineer shall not be valid.

© SESI CONSULTING ENGINEERS 2024
This drawing and all information contained here on is proprietary information of SESI CONSULTING ENGINEERS and may not be copied or reproduced, either in whole or in part, by any method, without written permission of SESI CONSULTING ENGINEERS

no.	date	description	by
4	10/01/2024	Field Condition Revisions	AW
3	08/12/2024	IFC Set Addendum #1	AW
	04/30/2024	Final Permit Set	AW
1	03/15/2024	Permit Review Submission	EC
	11/28/2023	Construction Set	EC
	08/15/2023	Permit Review Set	RS
	06/29/2023	SOE Permit Set	RS
	04/24/2023	Initial Bid Set	EC
	04/12/2023	Coordination Set	EC

drawn by: RS
checked by: JR
scale: AS NOTED
date: 03/10/2023

SESI CONSULTING ENGINEERS
GEOTECHNICAL | ENVIRONMENTAL | SITE CIVIL
959 route 46e, 3rd floor, parsippany, nj 07054 ph. 973.808.9050

STATE OF NEW YORK · JOSE MANUEL RODRIGUEZ · 095890 · PROFESSIONAL ENGINEER · LICENSED PROFESSIONAL ENGINEER

JOSE M. RODRIGUEZ, P.E.
PRINCIPAL GEOTECHNICAL ENGINEER
N.Y. LIC. NO. 095890

146 WESTCHESTER AVENUE
PORT CHESTER, NY 10573

title: GENERAL NOTES

job no. 11895
drawing no. SOE-001

N:\JOBS\11895\SOE\11895_SOE -DWGTEMPLATES_R2_REVISED.dwg, 10/02/24 12:34:29PM, dave.wang, 1:VIEW.SOE-001



OVERALL PLAN VIEW

Scale: 1"= 10'

0 5 10 20 30 40

4	10/01/2024	Field Condition Revisions	AW
3	08/12/2024	IFC Set Addendum #1	AW
	04/30/2024	Final Permit Set	AW
1	03/15/2024	Permit Review Submission	EC
	11/28/2023	Construction Set	EC
	08/15/2023	Value Engineering Set	RS
	06/29/2023	SOE Permit Set	RS
	04/24/2023	Initial Bid Set	EC
	04/12/2023	Coordination Set	EC
rev	date	description	by

drawn by: RS
checked by: JR
scale: AS NOTED
date: 03/10/2023

SESI CONSULTING ENGINEERS
GEOTECHNICAL | ENVIRONMENTAL | SITE CIVIL
959 route 46e, 3rd floor, parsippany, nj 07054 ph. 973.808.9050

146 WESTCHESTER AVENUE
PORT CHESTER, NY 10573

OVERALL SUPPORT OF EXCAVATION PLAN

disc:

JOSE M. RODRIGUEZ, P.E.
PROFESSIONAL ENGINEER
N.Y. LIC. NO. 095690

job no. 11895
drawing no.

SOE-100

2 of 11

NYS Education Law
Unauthorized alterations or additions to this plan are a violation of section 7209 (2) of the New York State Education Law. Copies of this map not having the seal of the engineer shall not be valid.
© SESI CONSULTING ENGINEERS 2024
This drawing and all information contained here on is proprietary information of SESI CONSULTING ENGINEERS and may not be copied or reproduced, either in whole or in part, by any method, without written permission of SESI CONSULTING ENGINEERS

N:\JOBS\11800\SOE\11895-SOE-100(CONSTRUCTION SET).dwg 10/02/24 12:15:52PM dmcarroll LAYOUT: SOE-100

MATCH LINE 2
SOE -102

MATCH LINE 2
SOE -103

EXISTING BLOCK WALL TO REMAIN

EXISTING RUBBLE WALL TO REMAIN

CONCRETE WALLS TO BE POURED UP AGAINST EXISTING RETAINING WALL. DRAINAGE TO BE DESIGNED AND INSTALLED BY OTHERS PRIOR TO CONCRETE INSTALLATION

EXISTING CHAIN LINK FENCE TO REMAIN

EXISTING ROCK WALL TO REMAIN

PROPOSED SHORING WALL TO BE CONSTRUCTED IN SECTIONS OF 16-FT (U.N.O) IN SEQUENTIAL ORDER

PROPOSED RAKER AND HEELBLOCK (TYP.)

CONCRETE TOE SLAB. DRAINAGE TO BE DESIGNED AND INSTALLED BY OTHERS

8-FT LONG MC18X42.7 WALER (TYP.)

PROPOSED RAKER AND CONTINUOUS HEELBLOCK (TYP.)

BOTTOM OF EXCAVATION EL. VARIES SEE SECTIONS

HB3 (SLOPED. SEE DETAIL)

HB4 [25.83']

TS1 [SLOPED]

TS2 [SLOPED]

76.4-FT

BOTTOM OF EXCAVATION EL. VARIES SEE SECTIONS

BOTTOM OF EXCAVATION EL. VARIES SEE SECTIONS

1V:1.5H MAX SLOPE

10.9-FT

6-FT

PROPERTY CONSTRUCTION FENCE (BY OTHERS)

EXISTING SIDEWALK

PROPERTY LINE

EXPECTED SLOPE LIMITS

PROPOSED TIMBER LAGGING BOARDS (TYP.)

P1 P2 P3 P4 P5 P6 P7 P8 P9 P10 P11

11.7-FT TYP.

9.6-FT TYP.

9.5-FT TYP.

14.4-FT TYP.

9.7-FT TYP.

12.4-FT

18-FT

1V:1.5H MAX SLOPE

9.6-FT

2.9-FT

12.1-FT TYP.

12.1-FT TYP.

9.1-FT TYP.

9.1-FT TYP.

3.3-FT TYP.

EXPECTED SLOPE LIMITS

EXISTING CURB

PROPOSED CONSTRUCTION FENCE (BY OTHERS)

NEW BROAD ST

WESTCHESTER AVENUE

PLAN VIEW

Scale: 1"= 5'

0 2.5 5 10 15 20

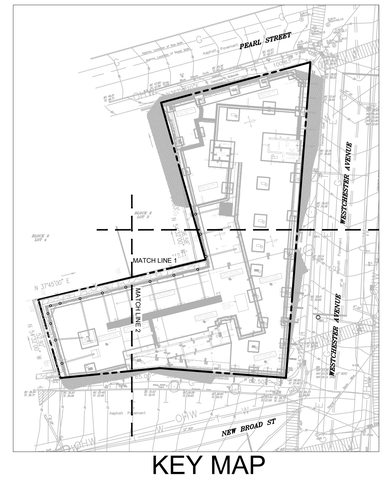

KEY MAP

Scale: 1"= 40'

0 20 40 80 120 160

4	10/01/2024	Field Condition Revisions	AW
3	08/12/2024	IFC Set Addendum #1	AW
	04/30/2024	Final Permit Set	AW
1	03/15/2024	Permit Review Submission	EC
	11/28/2023	Construction Set	EC
	08/15/2023	Underpinning Permit Set	RS
	06/29/2023	SOE Permit Set	RS
	04/24/2023	Initial Bid Set	EC
	04/12/2023	Coordination Set	EC
rev	date	description	by

drawn by: RS
checked by: JR
scale: AS NOTED
date: 03/10/2023

SESI CONSULTING ENGINEERS
GEOTECHNICAL | ENVIRONMENTAL | SITE CIVIL
959 route 46e. 3rd floor, parsippany, nj 07054 ph. 973.808.9050

STATE OF NEW YORK · JOSE MANUEL RODRIGUEZ · 095969 · LICENSED PROFESSIONAL ENGINEER

JOSE M. RODRIGUEZ, P.E.
PROFESSIONAL ENGINEER
N.Y. LIC. NO. 095969

146 WESTCHESTER AVENUE
PORT CHESTER, NY 10573

title: SUPPORT OF EXCAVATION PLAN

job no. 11895
drawing no. SOE-101

3 of 11

NYS Education Law
Unauthorized alterations or additions to this plan are a violation of section 7209 (2) of the New York State Education Law. Copies of this map not having the seal of the engineer shall not be valid.

© SESI CONSULTING ENGINEERS 2024
This drawing and all information contained here on is proprietary information of SESI CONSULTING ENGINEERS and may not be copied or reproduced, either in whole or in part, by any method, without written permission of SESI CONSULTING ENGINEERS

H:\JOBS\11895\CAD\11895-SOE_CONSTRUCTION SET_RS.DWG Mar 10,2023 - 11:15:43PM - dan.ward - LAYOUT: SOE-101

PEARL STREET

WESTCHESTER AVENUE

BLOCK 2
LOT 3

MATCH LINE 2

SOE -101

ESTIMATE EXTENTS OF LINE DRILLING FOR CELLAR LEVEL ROCK REMOVAL

ESTIMATE EXTENTS OF LINE DRILLING FOR 1ST FLOOR FOUNDATIONS

PROPOSED CONSTRUCTION FENCE (BY OTHERS)

EXISTING SIDEWALK

EXPECTED SLOPE LIMITS

EXISTING WALL STABILITY IS RESPONSIBILITY OF SOE CONTRACTOR AFTER PARTIAL REMOVAL FOR SOE

EXISTING RETAINING WALL TO BE REMOVED

PROPERTY LINE

CONTRACTOR RESPONSIBLE FOR PROTECTING AND MAINTAINING ALL EXISTING UTILITIES DURING EXCAVATION AND CONSTRUCTION

CONCRETE PIER (TYP.)

PROPOSED TIMBER LAGGING BOARDS (TYP.)

ROCK ANCHORS AS REQUIRED IF ROCK CUT EXCEEDS 5' VERTICAL AND/OR AT DIRECTION OF SESI BASED ON OBSERVED ROCK CONDITION (TYP.)

CONCRETE PIER TO BE UNDER PROPOSED STAIR LANDING (COORDINATE WITH STRUCTURAL DRAWINGS)

STAIRCASE LANDING AREA AT APPROX. EL.+37'

PROPOSED CONSTRUCTION FENCE (BY OTHERS)

7.7-FT
1V:1.5H MAX SLOPE

EXPECTED SLOPE LIMITS

EXISTING SIDEWALK

7.4-FT

1V:1H MAX SLOPE

4' TYP.

PROPERTY LINE

APPROX. TOP OF SLOPE EXCAVATION

CONTRACTOR SHALL STAGGER BOLT LOCATION AND ELEVATION TO AVOID INTERSECTING ANCHORS

#9 ROCK BOLTS 10' LONG INSTALLED IN A GRID OF 5'X5' (TYP.)

PROPOSED CONCRETE WALL TO BE CONSTRUCTED IN SECTIONS AND IN SEQUENTIAL ORDER

CONCRETE TOE SLAB TO BE POURED PRIOR TO SHORING WALL CONSTRUCTION. DRAINAGE TO BE DESIGNED AND INSTALLED BY OTHERS

8-FT LONG MC18X42.7 WALER (TYP.)

PROPOSED RAKER AND HEELBLOCK (TYP.)

EXISTING BLOCK WALL TO REMAIN

MATCH LINE 1

SOE -101

PLAN VIEW

Scale: 1"= 5'

0 2.5 5 10 15 20

KEY MAP

Scale: 1"= 40'

0 20 40 80 120 160

NYS Education Law
Unauthorized alterations or additions to this plan are a violation of section 7209 (2) of the New York State Education Law. Copies of this map not having the seal of the engineer shall not be valid.

© SESI CONSULTING ENGINEERS 2024
This drawing and all information contained here on is proprietary information of SESI CONSULTING ENGINEERS and may not be copied or reproduced, either in whole or in part, by any method, without written permission of SESI CONSULTING ENGINEERS

N:\JOBS\11895\CSD\11895-SOE_CONSTRUCTION_KEY_PLAN.DWG 10/02/24 10:16:14PM Kenneth LAYDOS-192

no.	date	description	by
4	10/01/2024	Field Condition Revisions	AW
3	08/12/2024	IFC Set Addendum #1	AW
	04/30/2024	Final Permit Set	AW
1	03/15/2024	Permit Review Submission	EC
	11/28/2023	Construction Set	EC
	10/25/2023	Updated Permit Set	RS
	06/29/2023	SOE Permit Set	RS
	04/24/2023	Initial Bid Set	EC
	04/12/2023	Coordination Set	EC

drawn by: RS
checked by: JR
scale: AS NOTED
date: 03/10/2023

SESI CONSULTING ENGINEERS
GEOTECHNICAL | ENVIRONMENTAL | SITE CIVIL
959 route 46e, 3rd floor, parsippany, nj 07054 ph. 973.808.9050

JOSE M. RODRIGUEZ, P.E.
PROFESSIONAL ENGINEER
N.Y. LIC. NO. 095969

146 WESTCHESTER AVENUE
PORT CHESTER, NY 10573

title: SUPPORT OF EXCAVATION PLAN

job no. 11895
drawing no. SOE-102

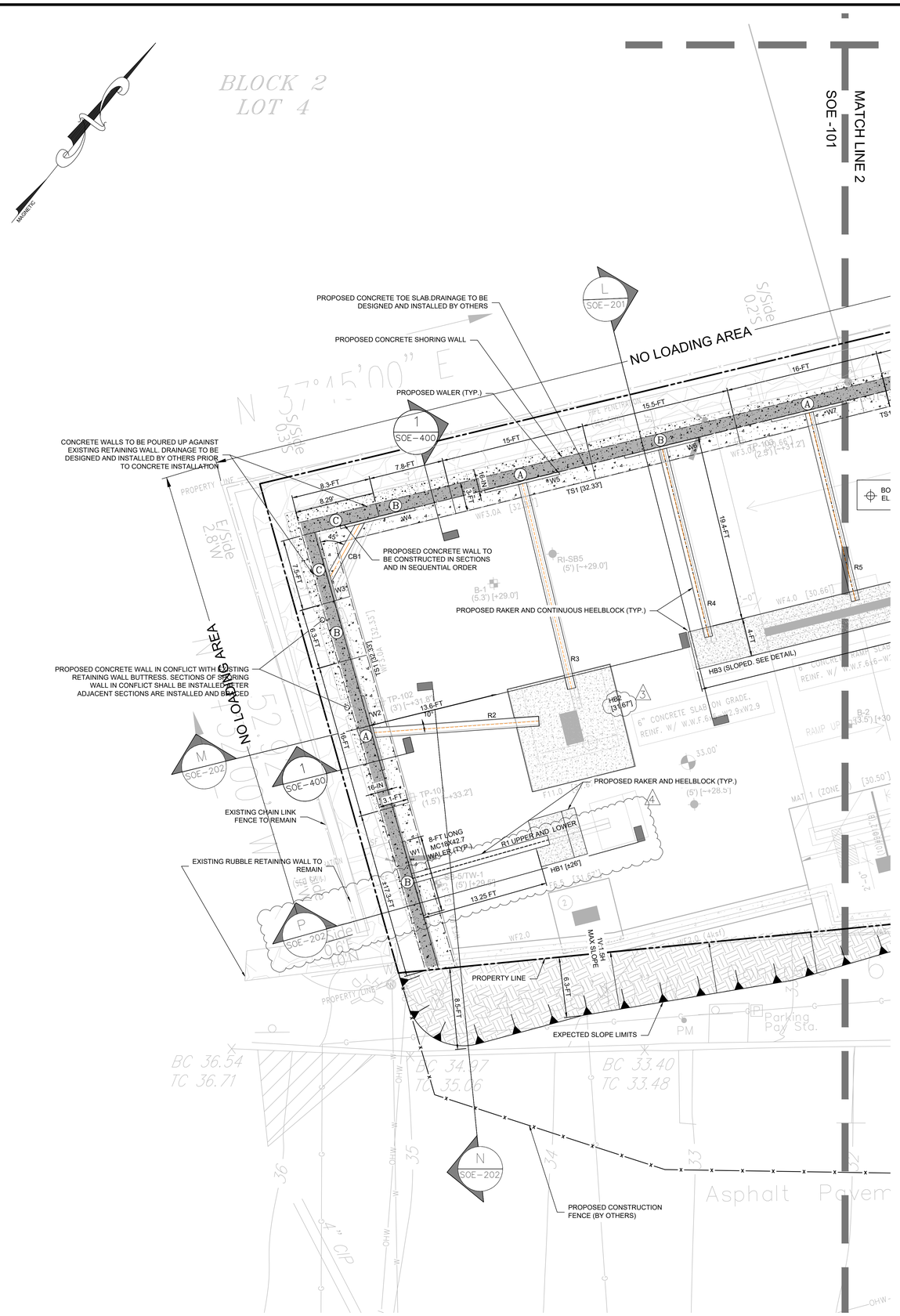

PLAN VIEW

Scale: 1"= 5'

0 2.5 5 10 15 20

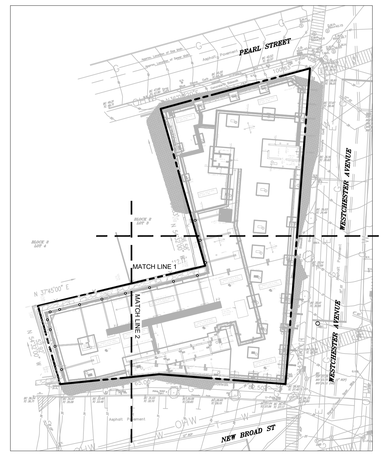

KEY MAP

Scale: 1"= 40'

0 20 40 80 120 160

no.	date	description	by
4	10/01/2024	Field Condition Revisions	AW
3	08/12/2024	IFC Set Addendum #1	AW
	04/30/2024	Final Permit Set	AW
1	03/15/2024	Permit Review Submission	EC
	11/28/2023	Construction Set	EC
	08/15/2023	Updated Permit Set	RS
	06/29/2023	SOE Permit Set	RS
	04/24/2023	Initial Bid Set	EC
	04/12/2023	Coordination Set	EC

drawn by: RS
checked by: JR
scale: AS NOTED
date: 03/10/2023

SESI CONSULTING ENGINEERS
GEOTECHNICAL | ENVIRONMENTAL | SITE CIVIL
959 route 46e, 3rd floor, parsippany, nj 07054 ph. 973.808.9050

STATE OF NEW YORK · JOSE MANUEL RODRIGUEZ · 095960 · PROFESSIONAL ENGINEER · LICENSED PROFESSIONAL ENGINEER

JOSE M. RODRIGUEZ, P.E.
PROFESSIONAL ENGINEER
N.Y. LIC. NO. 095960

146 WESTCHESTER AVENUE
PORT CHESTER, NY 10573

SUPPORT OF EXCAVATION PLAN

title:

job no. 11895
drawing no.

SOE-103

5 of 11

NYS Education Law
Unauthorized alterations or additions to this plan are a violation of section 7209 (2) of the New York State Education Law. Copies of this map not having the seal of the engineer shall not be valid.

© SESI CONSULTING ENGINEERS 2024
This drawing and all information contained here on is proprietary information of SESI CONSULTING ENGINEERS and may not be copied or reproduced, either in whole or in part, by any method, without written permission of SESI CONSULTING ENGINEERS

N:\AGM\11895\CAD\11895-SOE-SOS-WSTCH SET.dwg, 10/03/24 12:17:25PM, dpw-ww14, LAYOUT SOE-103

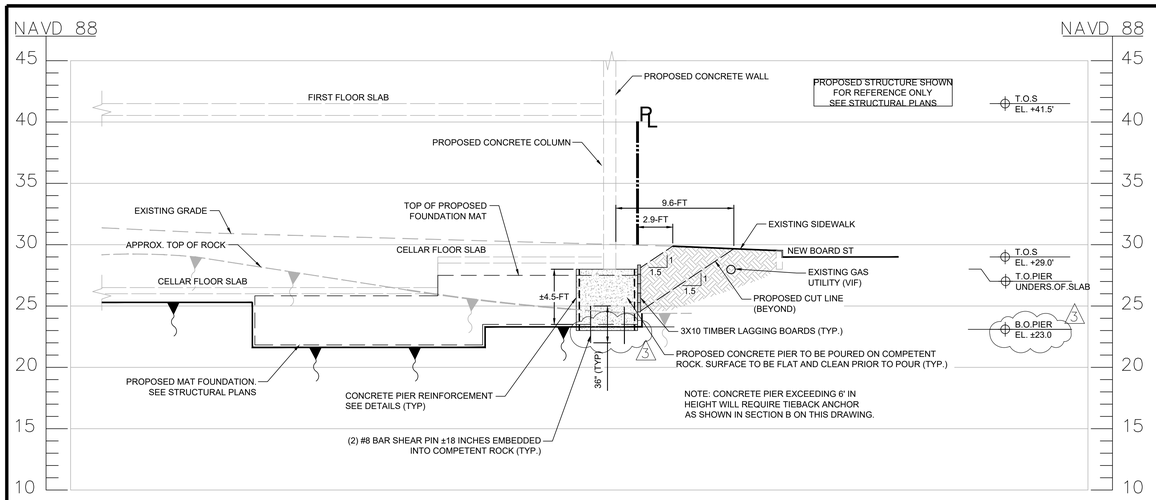

SECTION A

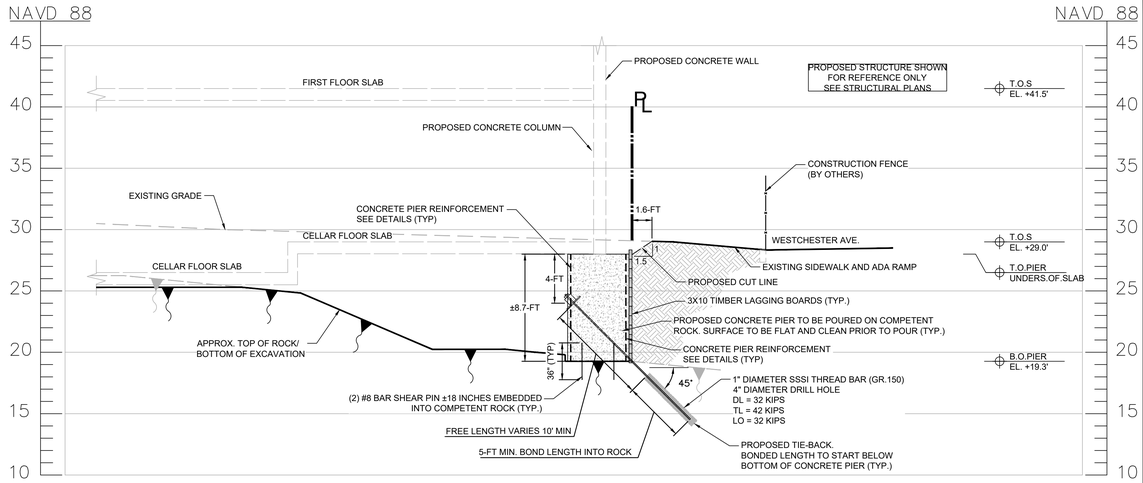

SECTION B

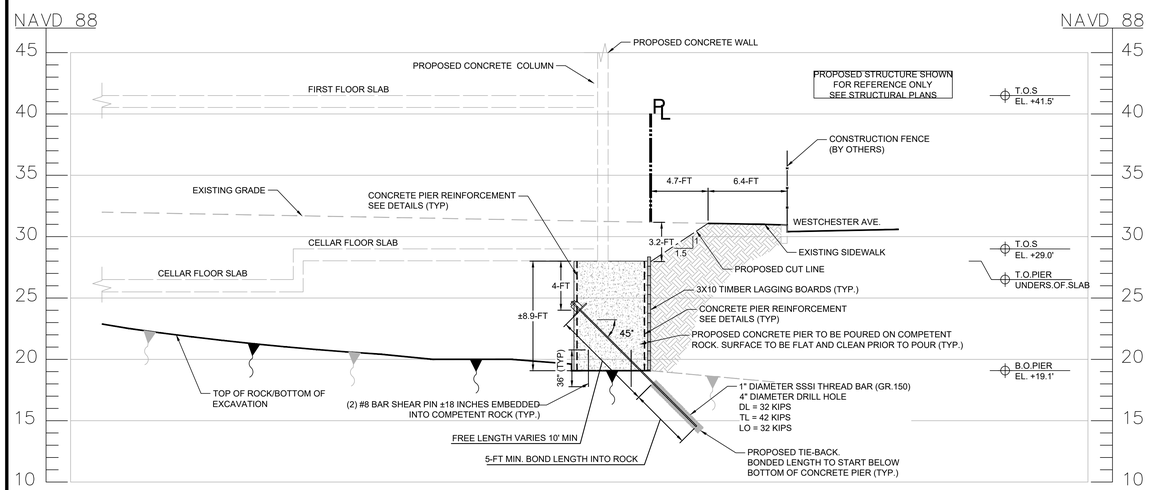

SECTION C

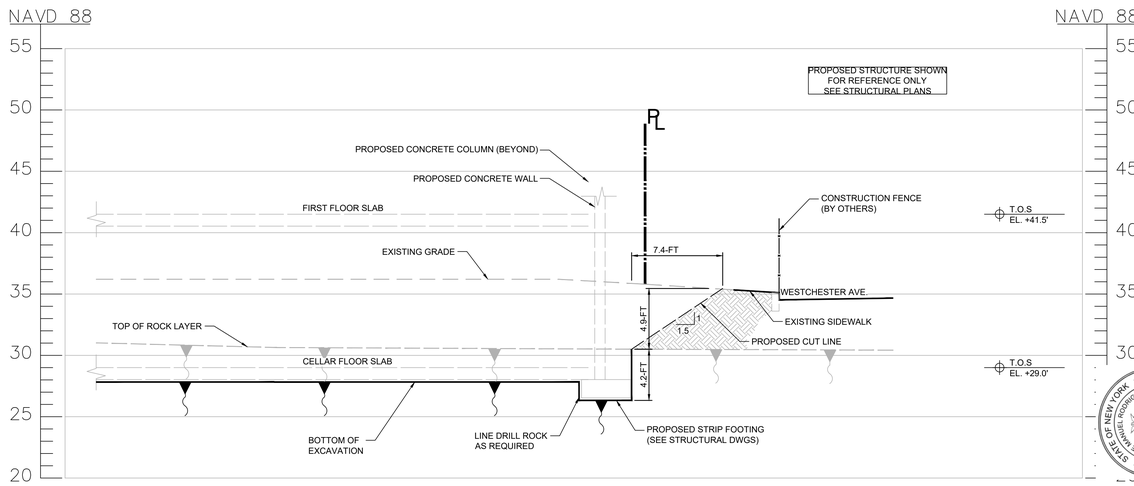

SECTION D

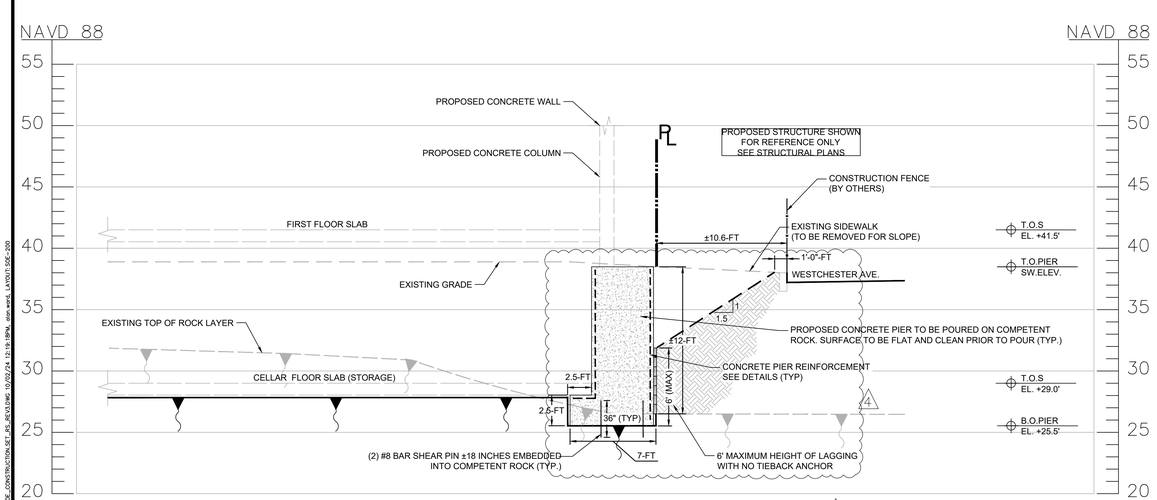

SECTION E

NOTE:
SEE ALTERNATE SECTION ON SOE-203

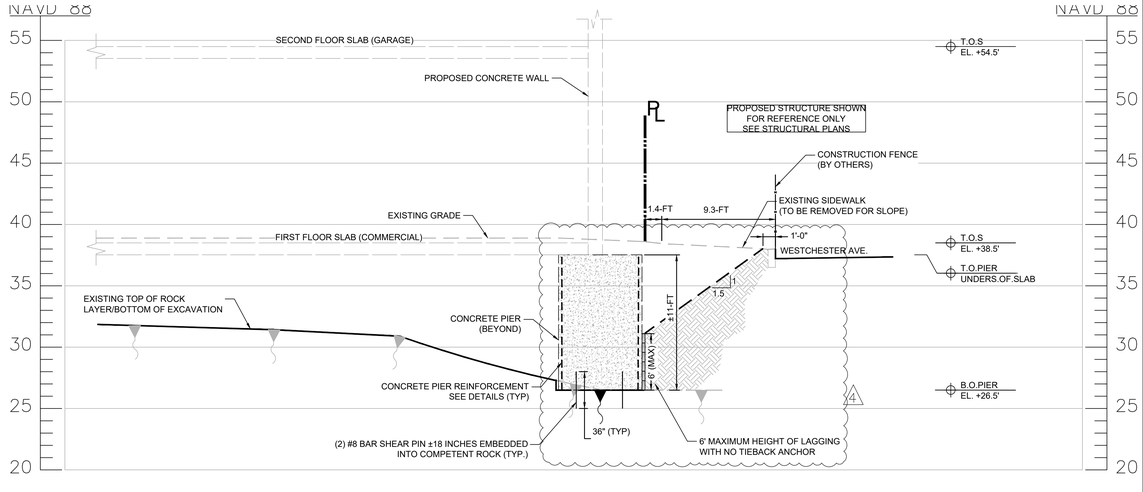

SECTION F

NOTE:
SEE ALTERNATE SECTION ON SOE-203

ALL SECTIONS

Scale: 1"= 5'

0 2.5 5 10 15 20

NYS Education Law
Unauthorized alterations or additions to this plan are a violation of section 7209 (2) of the New York State Education Law. Copies of this map not having the seal of the engineer shall not be valid.

© SESI CONSULTING ENGINEERS 2024
This drawing and all information contained here on is proprietary information of SESI CONSULTING ENGINEERS and may not be copied or reproduced, either in whole or in part, by any method, without written permission of SESI CONSULTING ENGINEERS

no.	date	description	by
4	10/01/2024	Field Condition Revisions	AW
	08/12/2024	IFC Set Addendum #1	AW
3	04/30/2024	Final Permit Set	AW
	03/15/2024	Permit Review Submission	EC
1	11/28/2023	Construction Set	EC
	10/30/2023	Value Engineering Set	RS
	06/29/2023	SOE Permit Set	RS
	04/24/2023	Initial Bid Set	EC
	04/12/2023	Coordination Set	EC

drawn by: RS
checked by: JR
scale: AS NOTED
date: 03/10/2023

SESI CONSULTING ENGINEERS
GEOTECHNICAL | ENVIRONMENTAL | SITE CIVIL
959 route 46e, 3rd floor, parsippany, nj 07054 ph. 973.808.9050

JOSE M. RODRIGUEZ, P.E.
PROFESSIONAL ENGINEER
N.Y. LIC. NO. 095969

146 WESTCHESTER AVENUE
PORT CHESTER, NY 10573

CROSS SECTIONS

job no. 11895
drawing no. SOE-200

6 of 11

M:\JOBS\11895\CIVIL\11895-SOE-CONSTRUCTION SET_RS_03-13.dwg, 3/10/2023 12:19:18 PM, rsilvestre, LAYOUT: SOE-200

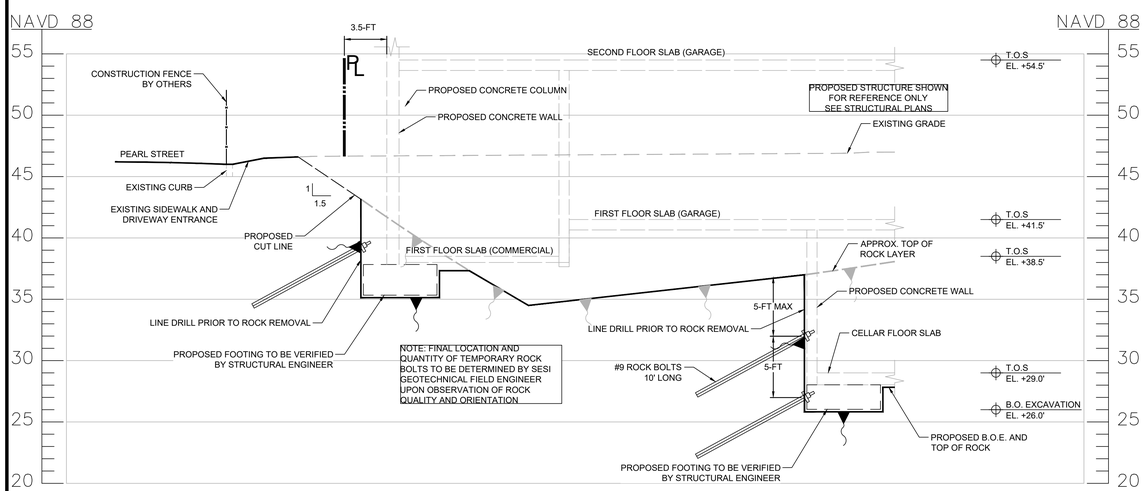

SECTION G

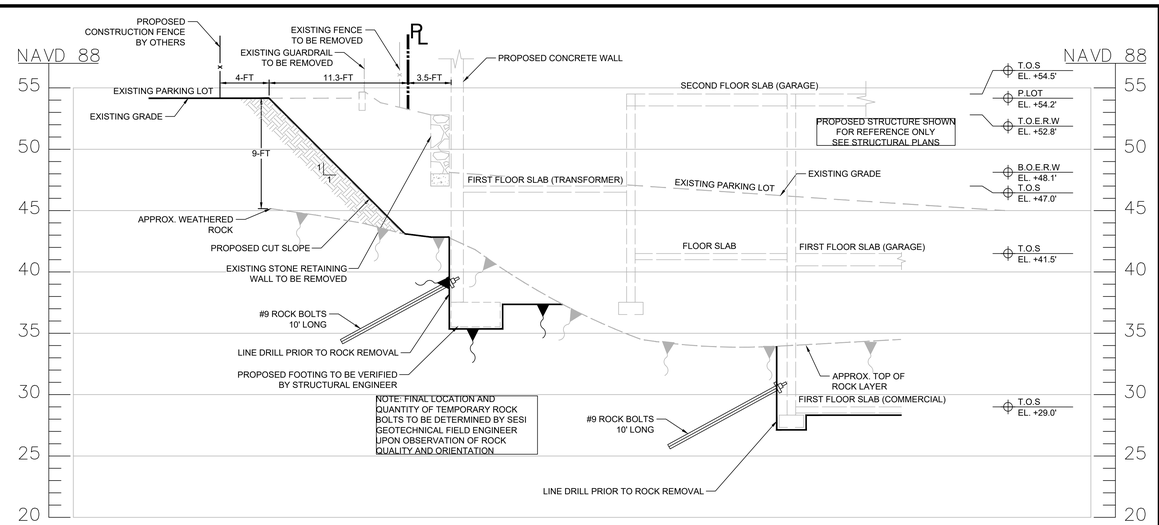

SECTION H

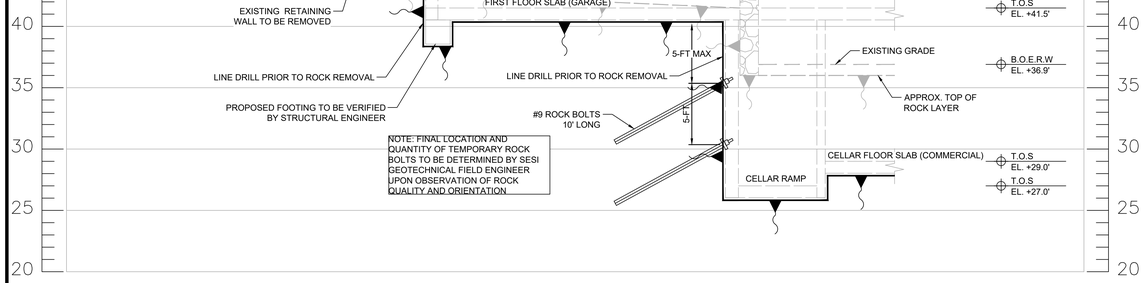

SECTION I

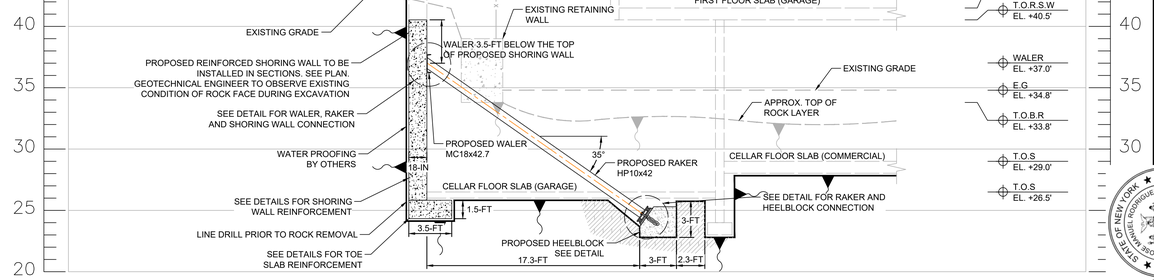

SECTION J

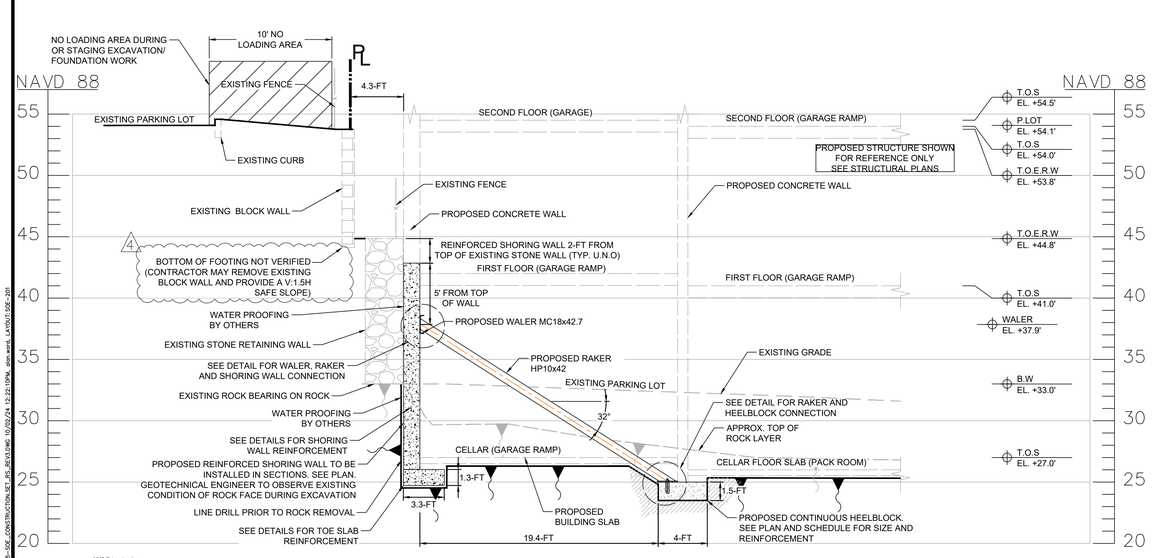

SECTION K

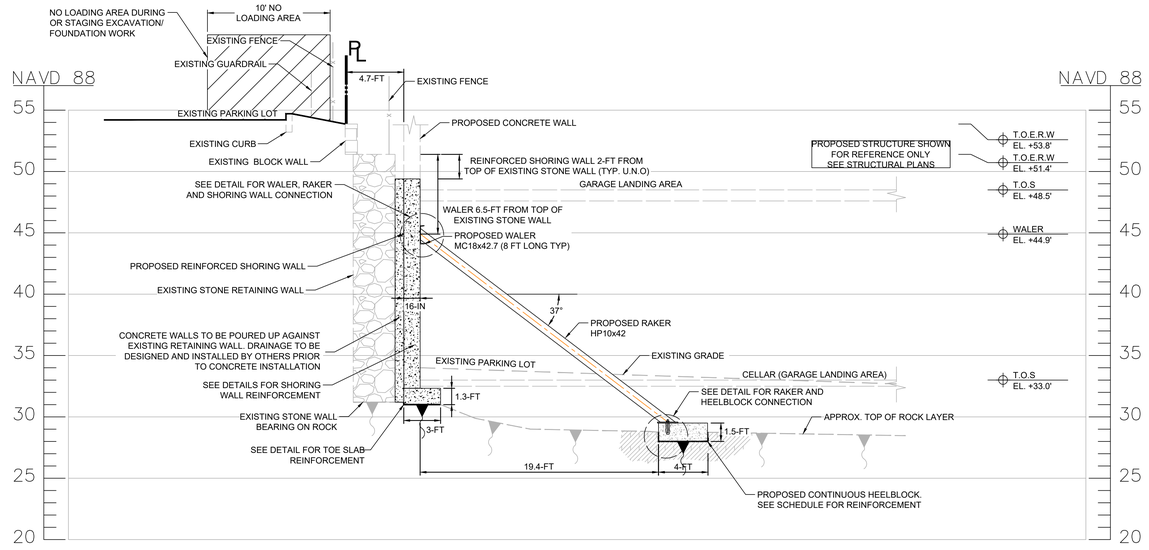

SECTION L

ALL SECTIONS

Scale: 1"= 5'

0 2.5 5 10 15 20

no.	date	description	by
4	10/01/2024	Field Condition Revisions	AW
			AW
3	08/12/2024	IFC Set Addendum #1	AW
	04/30/2024	Final Permit Set	AW
	03/15/2024	Permit Review Submission	EC
1	11/28/2023	Construction Set	EC
	08/15/2023	Preliminary Permit Set	RS
	06/29/2023	SOE Permit Set	RS
	04/24/2023	Initial Bid Set	EC
	04/12/2023	Coordination Set	EC

drawn by: RS
checked by: JR
scale: AS NOTED
date: 03/10/2023

SESI CONSULTING ENGINEERS
GEOTECHNICAL | ENVIRONMENTAL | SITE CIVIL
959 route 46e. 3rd floor, parsippany, nj 07054 ph. 973.808.9050

146 WESTCHESTER AVENUE
PORT CHESTER, NY 10573

CROSS SECTIONS

JOSE M. RODRIGUEZ, P.E.
PROFESSIONAL ENGINEER
NY LIC. NO. 095960

job no. 11895
drawing no.

SOE-201

7 of 11

NYS Education Law
Unauthorized alterations or additions to this plan are a violation of section 7209 (2) of the New York State Education Law. Copies of this map not having the seal of the engineer shall not be valid.

© SESI CONSULTING ENGINEERS 2024
This drawing and all information contained here on is proprietary information of SESI CONSULTING ENGINEERS and may not be copied or reproduced, either in whole or in part, by any method, without written permission of SESI CONSULTING ENGINEERS

J:\CAD\11895\SOE\11895-SOE_GRADING\SOE\11895-SOE_SECTIONS.dwg, 10/9/2024 12:23:10 PM, rstevens, LAYOUT: SOE-201

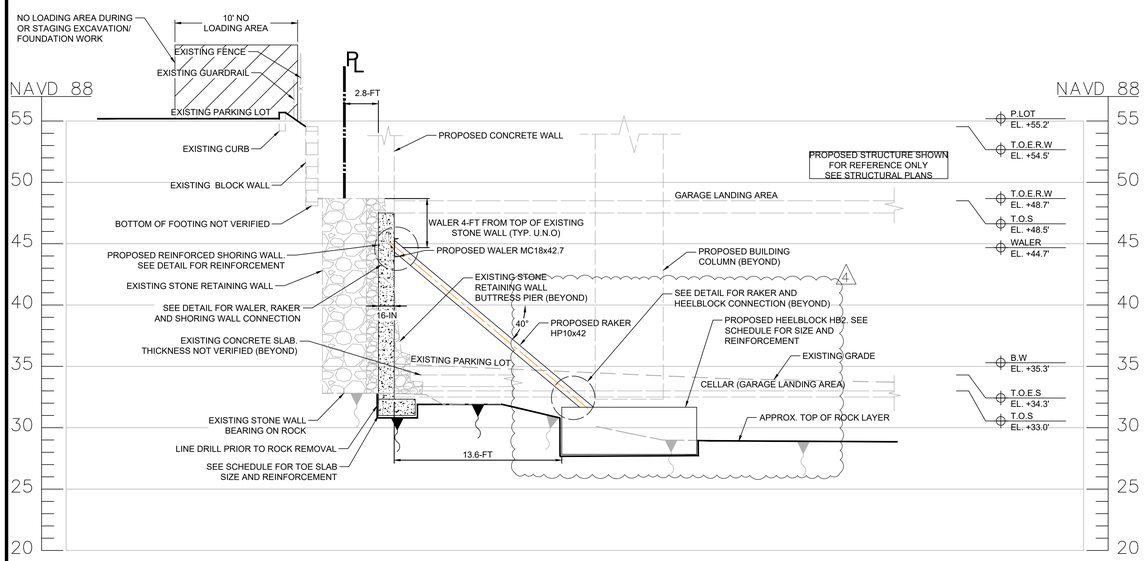

SECTION M

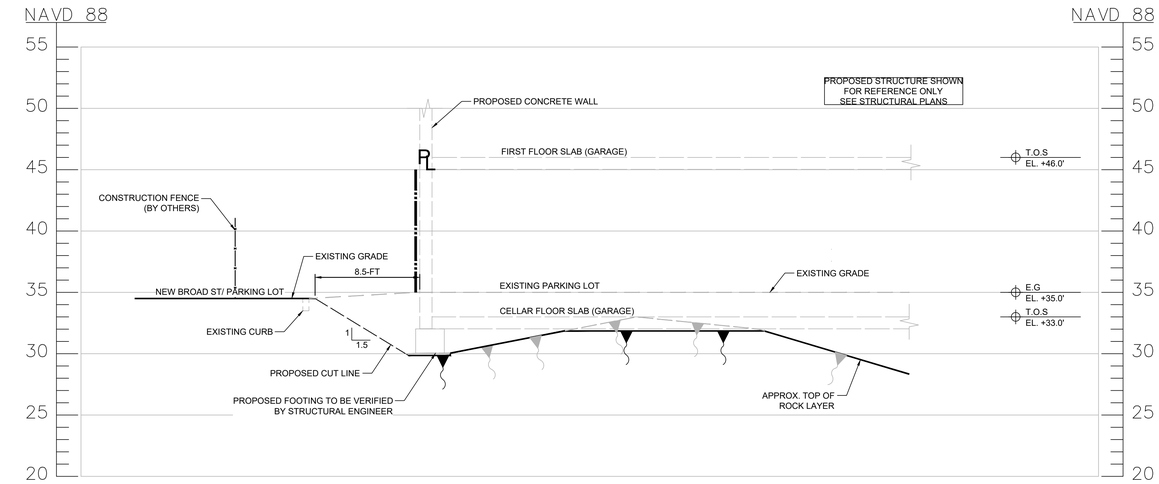

SECTION N

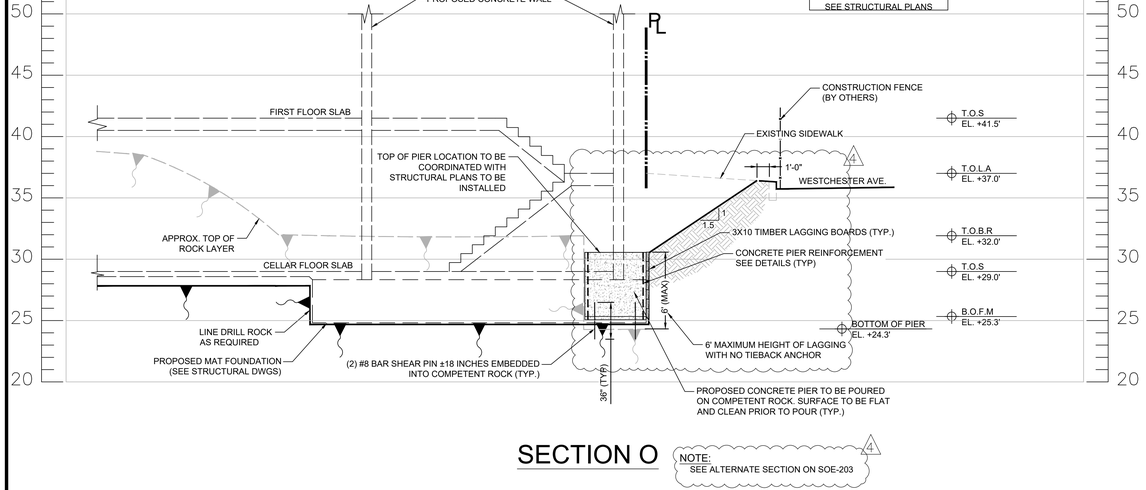

SECTION O

NOTE:
SEE ALTERNATE SECTION ON SOE-203

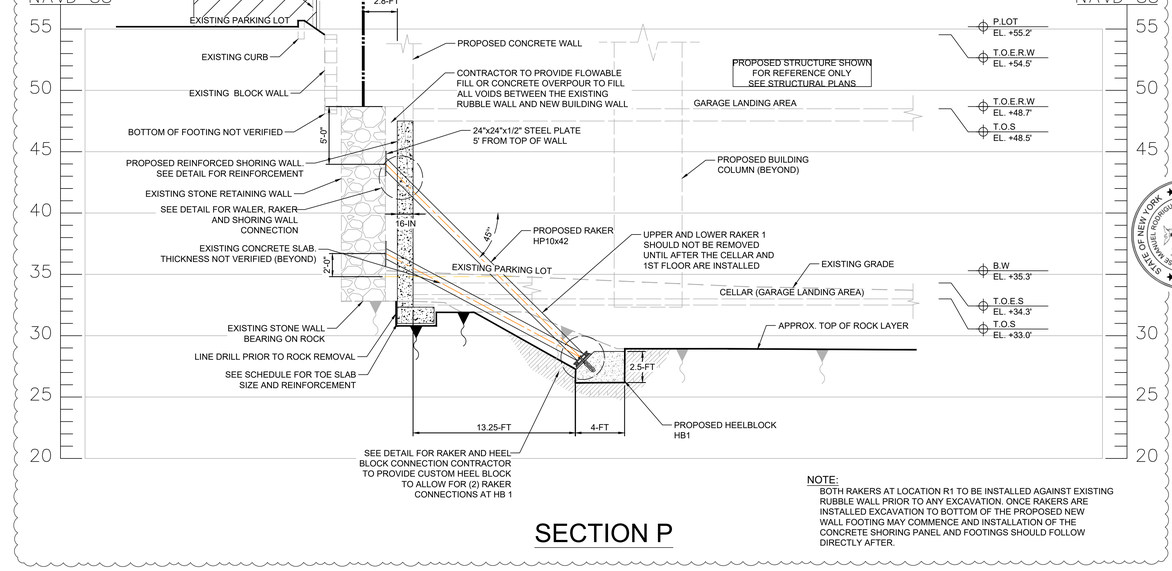

SECTION P

NOTE:
BOTH RAKERS AT LOCATION R1 TO BE INSTALLED AGAINST EXISTING RUBBLE WALL PRIOR TO ANY EXCAVATION. ONCE RAKERS ARE INSTALLED EXCAVATION TO BOTTOM OF THE PROPOSED NEW WALL FOOTING MAY COMMENCE AND INSTALLATION OF THE CONCRETE SHORING PANEL AND FOOTINGS SHOULD FOLLOW DIRECTLY AFTER.

ALL SECTIONS

Scale: 1"= 5'

0 2.5 5 10 15 20

no.	date	description	by
4	10/01/2024	Field Condition Revisions	AW
3	08/12/2024	IFC Set Addendum #1	AW
	04/30/2024	Final Permit Set	AW
1	03/15/2024	Permit Review Submission	EC
	11/28/2023	Construction Set	EC
	08/29/2023	Updated Permit Set	RS
	06/29/2023	SOE Permit Set	RS
	04/24/2023	Initial Bid Set	EC
	04/12/2023	Coordination Set	EC

drawn by: RS
checked by: JR
scale: AS NOTED
date: 03/10/2023

SESI CONSULTING ENGINEERS
GEOTECHNICAL | ENVIRONMENTAL | SITE CIVIL
959 route 46e, 3rd floor, parsippany, nj 07054 ph. 973.808.9050

JOSE M. RODRIGUEZ, P.E.
PROFESSIONAL ENGINEER
N.Y. LIC. NO. 085960

146 WESTCHESTER AVENUE
PORT CHESTER, NY 10573

CROSS SECTIONS

job no. 11895
drawing no. SOE-202

8 of 11

NYS Education Law
Unauthorized alterations or additions to this plan are a violation of section 7209 (2) of the New York State Education Law. Copies of this map not having the seal of the engineer shall not be valid.

© SESI CONSULTING ENGINEERS 2024
This drawing and all information contained here on is proprietary information of SESI CONSULTING ENGINEERS and may not be copied or reproduced, either in whole or in part, by any method, without written permission of SESI CONSULTING ENGINEERS

N:\JOBS\11895\CDS\11895-SOE_CONSTRUCTION SET_JR_R12.DWG 10/03/24 12:25:18PM drw-ww14 LAYOUT:SOE-202

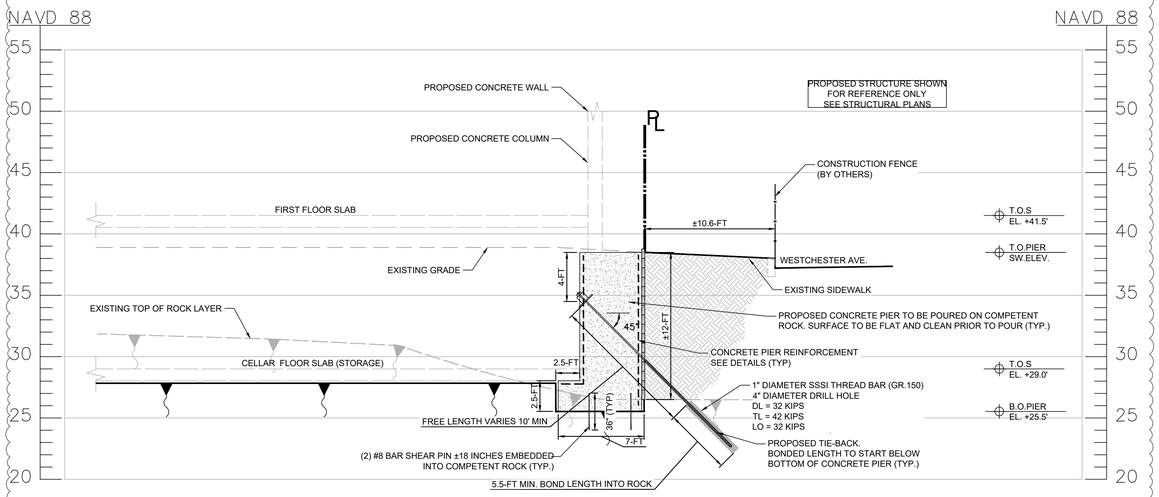

ALTERNATE SECTION E

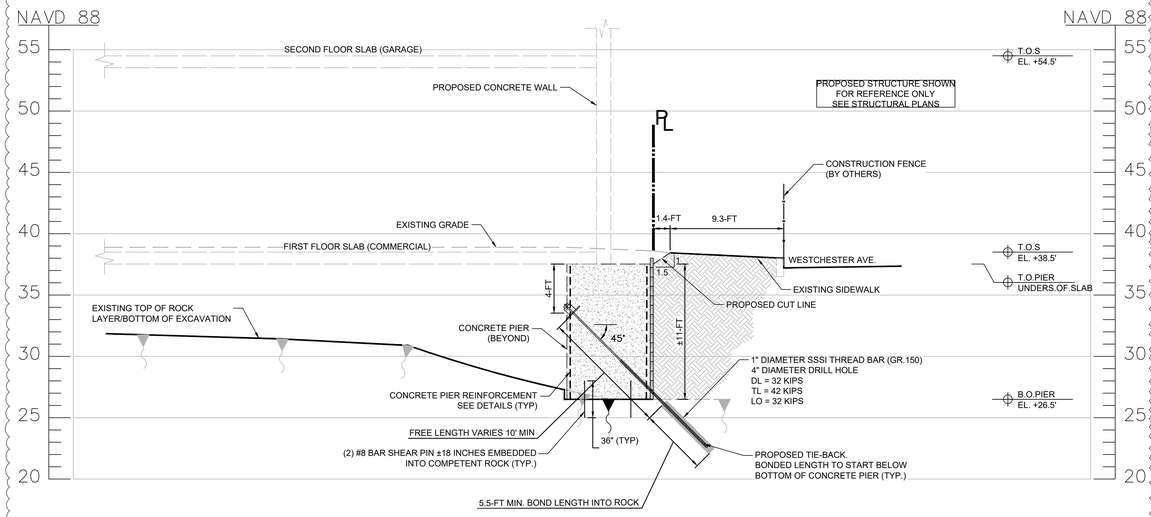

ALTERNATE SECTION F

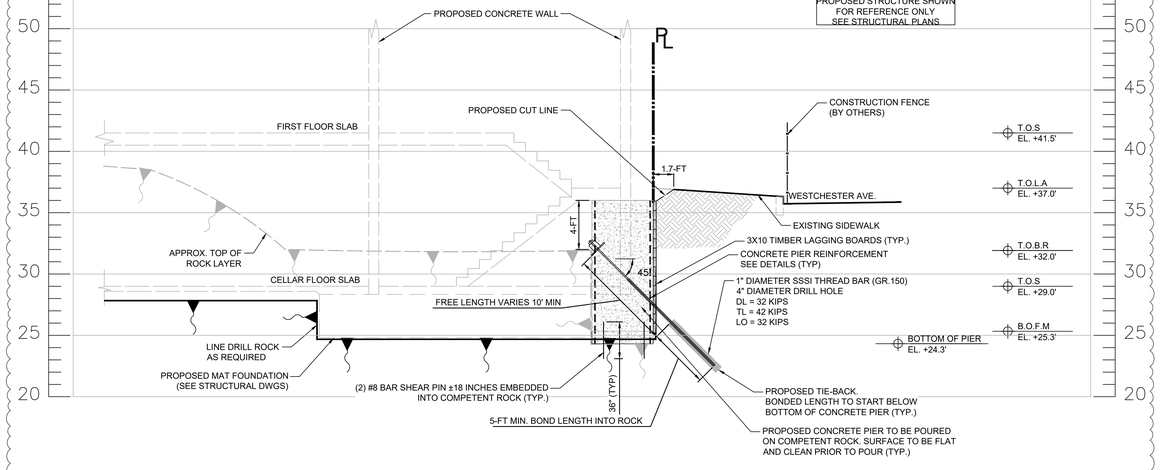

ALTERNATE SECTION O

ALL SECTIONS

Scale: 1"= 5'

0 2.5 5 10 15 20

by	description	date
AW	Field Condition Revisions	10/01/2024
AW	IFC Set Addendum #1	08/12/2024
AW	Final Permit Set	04/30/2024
EC	Permit Review Submission	03/15/2024
EC	Construction Set	01/26/2023
RS	Updated Permit Set	08/15/2023
RS	SOE Permit Set	06/29/2023
EC	Initial Bid Set	04/24/2023
EC	Coordination Set	04/12/2023

4 3 2 1

drawn by: RS
checked by: JR
scale: AS NOTED
date: 03/10/2023

SESI CONSULTING ENGINEERS
GEOTECHNICAL | ENVIRONMENTAL | SITE CIVIL
959 route 46e, 3rd floor, parsippany, nj 07054 ph. 973.808.9050

JOSE M. RODRIGUEZ, P.E.
PROFESSIONAL ENGINEER
N.Y. LIC. NO. 085960

146 WESTCHESTER AVENUE
PORT CHESTER, NY 10573

ALTERNATE CROSS SECTIONS

job no. 11895
drawing no. SOE-203

9 of 11

NYS Education Law
Unauthorized alterations or additions to this plan are a violation of section 7209 (2) of the New York State Education Law. Copies of this map not having the seal of the engineer shall not be valid.

© SESI CONSULTING ENGINEERS 2024
This drawing and all information contained here on is proprietary information of SESI CONSULTING ENGINEERS and may not be copied or reproduced, either in whole or in part, by any method, without written permission of SESI CONSULTING ENGINEERS

N:\AGENTS\SESI\CAD\11895-SOE_CONSTRUCTION SET_RS_EC\11895-10-SOE-203.dwg, 10/25/24 12:27:22PM, dina.ward, LAYOUT-SOE-203

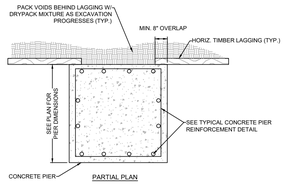

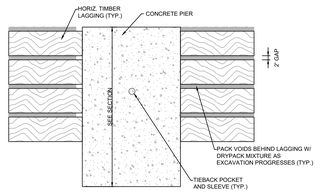

CONCRETE PIER

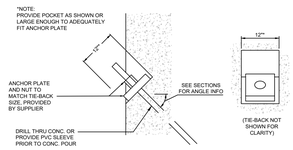

TIEBACK THROUGH CONCRETE PIER

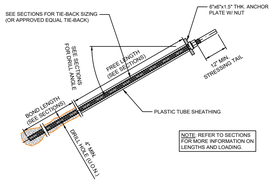

TYPICAL TIE-BACK DETAIL

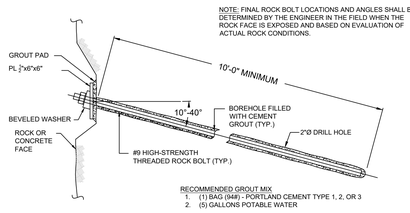

ROCK BOLT

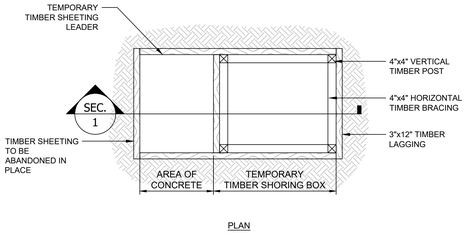

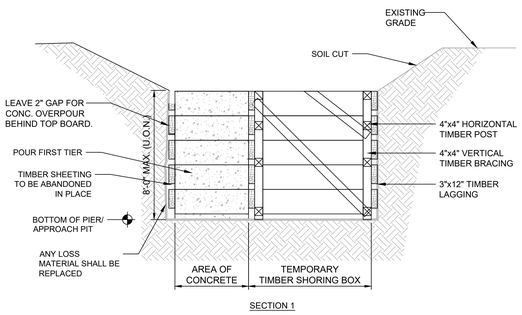

APPROACH PIT

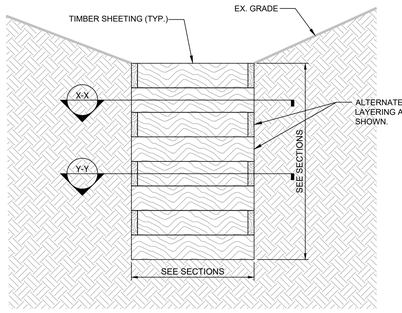

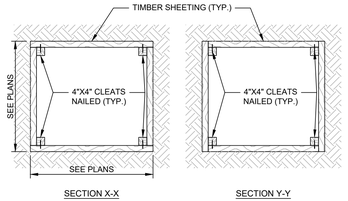

HAND EXCAVATED TIMBER BOX

TYPICAL CORNER SHORING WALL CONNECTION

TYPICAL SHORING WALL JOINTS

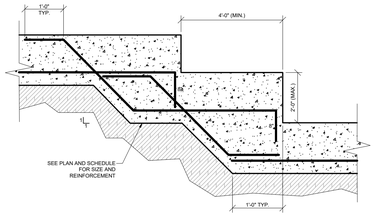

TYPICAL STEPPED DETAIL

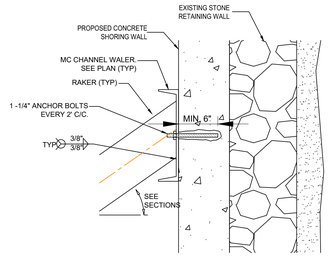

RAKER AND WALER CONNECTION

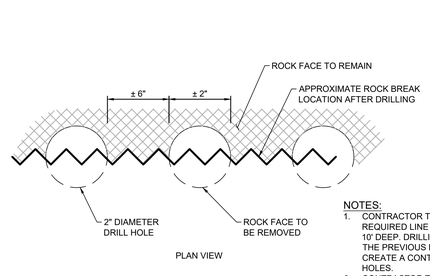

NOTES:
1. CONTRACTOR TO DRILL VERTICALLY ALONG REQUIRED LINE OF ROCK REMOVAL UP TO ± 10' DEEP. DRILLING LOCATIONS SHALL ABUT THE PREVIOUS DRILL LOCATION AS TO CREATE A CONTINUOUS LINE OF DRILL HOLES.
2. CONTRACTOR TO REMOVE PORTION OF THE ROCK MASS FROM TOP DOWN. IF ADDITIONAL ROCK NEEDS TO BE REMOVED BEYOND 10' BELOW EXISTING GROUND SURFACE, CONTRACTOR TO REPEAT STEP #1.

LINE DRILLING DETAIL

N.T.S

TOE SLAB AND CONTINUOUS HEELBLOCK SCHEDULE						
MARK	TOE SLAB SIZE		BOTTOM REINFORCEMENT		TOP REINFORCEMENT	
	WIDTH	DEPTH	TRANSVERSE	LONGITUDINAL	TRANSVERSE	LONGITUDINAL
TS1	3'-0"	1'-4"	#8 @ 12" O.C.	(4) #5	---	---
TS2	3'-4"	1'-4"	#9 @ 12" O.C.	(5) #5	---	---
TS3	3'-8"	1'-6"	#9 @ 12" O.C.	(5) #5	---	---
HB3	4'-0"	1'-6"	#7 @ 12" O.C.	(5) #5	---	---

ISOLATED HEELBLOCK SCHEDULE					
MARK	TOE SLAB SIZE	BOTTOM REINFORCEMENT		TOP REINFORCEMENT	
		TRANSVERSE	LONGITUDINAL	TRANSVERSE	LONGITUDINAL
HB2	11'-0"x11'-0"x4'-6"	(14) #9	(14) #9	---	---
HB6	8'-0"x8'-0"x3'-0"	(8) #9	(8) #9	---	---

PIER SCHEDULE					
MARK	PIER SIZE	BOTTOM REINFORCEMENT		TOP REINFORCEMENT	
		TRANSVERSE	LONGITUDINAL	TRANSVERSE	LONGITUDINAL
P1	5'-0"x5'-0"	#9 @ 12" O.C.	#9 @ 12" O.C.	#7 @ 12" O.C.	#7 @ 12" O.C.
P2	5'-0"x5'-0"	---	---	---	---
P3	6'-0"x6'-0"	#7 @ 12" O.C.	#7 @ 12" O.C.	---	---
P4	5'-0"x5'-0"	---	---	---	---
P5	6'-0"x6'-0"	#7 @ 12" O.C.	#7 @ 12" O.C.	---	---
P6	5'-0"x5'-0"	---	---	---	---
P7	5'-0"x6'-0"	#7 @ 12" O.C.	#7 @ 12" O.C.	---	---
P8	5'-6"x5'-6"	#7 @ 12" O.C.	#7 @ 12" O.C.	---	---
P9	3'-0"x4'-0"	---	---	---	---
P10	5'-6"x5'-6"	#7 @ 12" O.C.	#7 @ 12" O.C.	---	---
P11	5'-0"x4'-0"	---	---	---	---
P12	5'-0"x5'-0"	#8 @ 12" O.C.	#8 @ 12" O.C.	#7 @ 12" O.C.	#7 @ 12" O.C.
P13	3'-6"x4'-0"	---	---	---	---
P14	7'-0"x6'-0"	#7 @ 12" O.C.	#7 @ 12" O.C.	---	---
P15	5'-0"x5'-0"	---	---	---	---
P16	5'-0"x4'-0"	#7 @ 12" O.C.	#7 @ 12" O.C.	---	---
P17	5'-6"x5'-6"	#7 @ 12" O.C.	#7 @ 12" O.C.	---	---

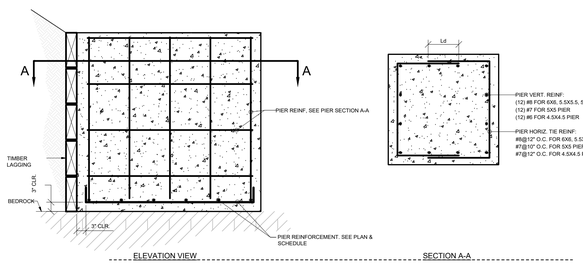

TYPICAL CONCRETE PIER REINFORCEMENT

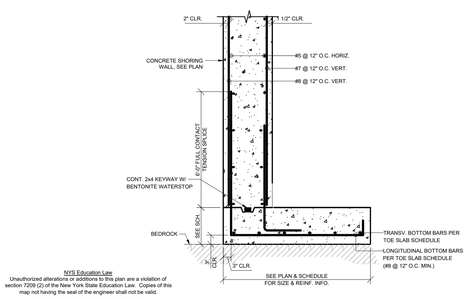

1 CONCRETE SHORING WALL SECTION

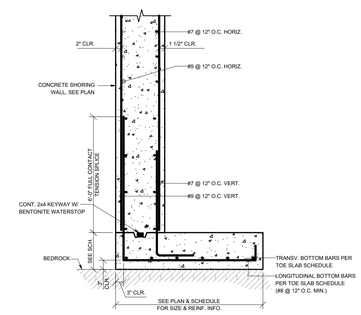

2 CONCRETE SHORING WALL SECTION

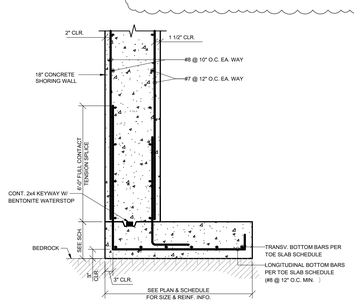

3 CONCRETE SHORING WALL SECTION

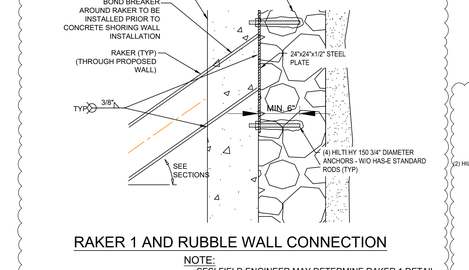

RAKER 1 AND RUBBLE WALL CONNECTION

NOTE:
SESI FIELD ENGINEER MAY DETERMINE RAKER 1 DETAIL IS REQUIRED FOR OTHER RUBBLE WALL SECTIONS UPON INSPECTION OF EXISTING CONDITIONS OR CHANGES IN WALL CONDITION DURING SITE EXCAVATION AND CONSTRUCTION

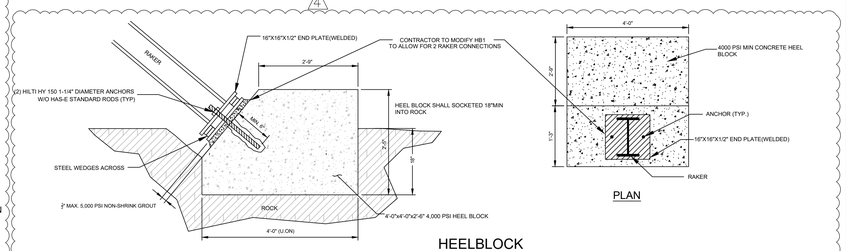

HEELBLOCK

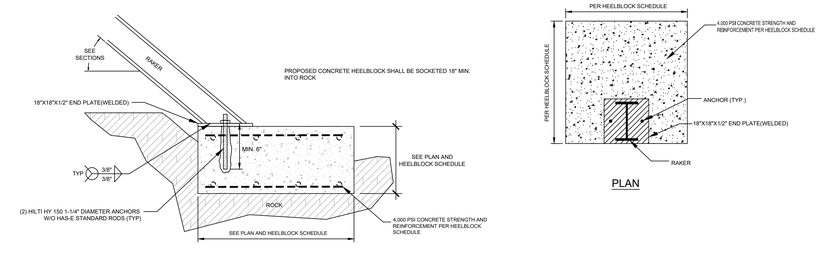

RAKER AND PROPOSED FOUNDATION CONNECTION

NYS Education Law
Unauthorized alterations or additions to this plan are a violation of section 7209 (2) of the New York State Education Law. Copies of this map not having the seal of the engineer shall not be valid.

© SESI CONSULTING ENGINEERS 2024
This drawing and all information contained here on is proprietary information of SESI CONSULTING ENGINEERS and may not be copied or reproduced, either in whole or in part, by any method, without written permission of SESI CONSULTING ENGINEERS

no.	date	description	by
4	10/01/2024	Field Condition Revisions	AW
3	08/12/2024	IFC Set Addendum #1	AW
	04/30/2024	Final Permit Set	AW
1	03/15/2024	Permit Review Submission	EC
	11/28/2023	Construction Set	EC
	08/08/2023	Coordination Set	RS
	06/29/2023	SOE Permit Set	RS
	04/24/2023	Initial Bid Set	EC
	04/12/2023	Coordination Set	EC

drawn by: RS
checked by: JR
scale: AS NOTED
date: 03/10/2023

SESI CONSULTING ENGINEERS
GEOTECHNICAL | ENVIRONMENTAL | SITE CIVIL
959 route 46e, 3rd floor, parsippany, nj 07054 ph. 973.808.9050

146 WESTCHESTER AVENUE
PORT CHESTER, NY 10573

DETAILS

JOSE M. RODRIGUEZ, P.E.
PROFESSIONAL ENGINEER
N.Y. LIC. NO. 095960

job no. 11895
drawing no. SOE-400

J:\CAD\11895\SOE\11895-SOE_CONSTRUCTION SET_R5_REVISIONS 10-01-24 12-39-32PM_dbe.dwg, LAYOUT-SOE_400



MONITORING DURING EXCAVATION AND FOUNDATION CONSTRUCTION

GENERAL NOTES:

1. THIS PLAN IS FOR LOCATING MONITORING EQUIPMENT ONLY. OTHER SITE WORK SHOWN HERE IS NOT INTENDED FOR CONSTRUCTION.
2. MONITORING POINTS ARE SHOWN AS APPROXIMATE LOCATIONS. A MONITORING PLAN SHOWING AS BUILT LOCATIONS AND UNIQUE IDENTIFIERS SHALL BE FURNISHED BY THE MONITORING COMPANY PRIOR TO START OF CONSTRUCTION.
3. ADJACENT BUILDINGS ARE SHOWN FOR REFERENCE ONLY. REFER TO PROPERTY SURVEY FOR MORE INFORMATION.

MONITORING NOTES

- PROVIDE MONITORING OF THE MOVEMENT OF THE ADJACENT BUILDINGS AND HISTORIC BUILDING. THE MONITORING PROGRAM SHALL CONSIST OF:
  - VIBRATION MONITORING DURING WORK
  - OPTICAL SURVEY MONITORING POINTS
  - CRACK MONITORING ON BUILDINGS
- PRIOR TO ANY SITE EXCAVATION BELOW EXISTING GRADE:
  - ESTABLISH SURVEY BASELINES FOR ALL BUILDINGS
  - PERFORM A PRE-CONSTRUCTION SURVEY OF ADJACENT STRUCTURES WITHIN 200 FEET OF PROJECT SITE
- MONITORING FREQUENCY: SEE TABLE BELOW.
- IN THE EVENT THAT THE OPTICAL MONITORING INDICATES MOVEMENT EXCEEDING THE DEFINED ALERT LEVELS (LATERAL, VERTICAL OR ELEVATION), THE CONTRACTOR SHALL CEASE WORK, NOTIFY THE PROJECT TEAM AND PROVIDE STABILIZATION OF THE BUILDING OR AS DIRECTED BY SESI.
- ALL SURVEY MONITORING POINTS SHALL BEAR A UNIQUE IDENTIFICATION. AS-BUILT PLANS SHALL BE PREPARED FOR ALL SURVEY MONITORING POINTS INSTALLED. PLANS SHALL BE AMENDED AS REQUIRED FOR THE ABANDONMENT, REPLACEMENT, OR ADDITION OF NEW SURVEY MONITORING LOCATIONS.
- OPTICAL MONITORING POINTS SHALL BE CAPABLE OF INDICATING MOVEMENTS IN 3-AXIS DIRECTION.
- VIBRATION MONITORING SHALL BE PERFORMED DURING ALL EARTHWORK AND SUPPORT & EXCAVATION OPERATIONS. IT IS THE CONTRACTOR'S RESPONSIBILITY TO ENSURE THAT THE MAXIMUM PERMISSIBLE VIBRATION LEVEL (PPV) OF ALL CONSTRUCTION ACTIVITIES SHALL BE WITHIN THE LIMITS SPECIFIED IN TABLE BELOW.
- VIBRATION MONITORS SHALL TAKE REAL TIME READINGS AND SEND NOTIFICATIONS TO THIS OFFICE AND THE PROJECT TEAM IF WARNING LEVELS ARE REACHED.
- IF VIBRATION WARNING LEVELS ARE REACHED, WORK SHALL STOP AND THE STRUCTURE SHOULD BE ASSESSED FOR SIGNS OF DAMAGE. ADDITIONALLY, ALTERNATE METHODS OF PERFORMING THE WORK BEING DONE SHOULD BE ASSESSED TO MINIMIZE VIBRATIONS BELOW WARNING LEVELS. IF ALTERNATE METHODS ARE NOT FEASIBLE, WORK SHOULD PROCEED WITH CAUTION AND SHOULD NOT EXCEED STOP WORK LIMIT.

VIBRATION MONITORING

A. THE MONITORING CONTRACTOR SHALL UTILIZE HIS OWN SEISMOGRAPHS TO MEASURE GROUND VIBRATIONS, AND SHALL KEEP THE PROJECT TEAM AND PROFESSIONAL ENGINEER INFORMED OF THE LEVEL OF VIBRATIONS GENERATED BY THE WORK.

B. THE VIBRATION LEVEL DURING THIS WORK SHALL NOT EXCEED 0.5 INCH/SECOND AT THE CAPITOL THEATRE EXISTING HISTORIC BUILDING AT OTHER NEIGHBORING STRUCTURES, THE VIBRATION LEVEL SHALL NOT EXCEED 1.0 INCH/SECOND DURING THIS WORK. THESE ARE INITIAL VALUES ESTABLISHED AT THIS TIME. SESI MAY REQUIRE LOWER ADJUSTMENTS, IF NECESSARY, TO PROTECT THE EXISTING BUSINESSES IN THE NEIGHBORING BUILDINGS, AND THE BUILDINGS/ STRUCTURES THEMSELVES AFTER THE REVIEW OF THE VIBRATION DATE. THE CONTRACTOR SHALL BE RESPONSIBLE FOR PERFORMING THE WORK OF THIS SECTION SO AS NOT TO CAUSE ANY DAMAGE OR LOSS OF SUPPORT TO THE EXISTING ADJACENT STRUCTURES, AND FOR NOT EXCEEDING ANY VIBRATION LIMITS INDICATED ON THESE DRAWINGS. VIBRATION WARNING LEVELS ARE INDICATED BELOW.

C. VIBRATION UNITS INSTALLED INSIDE ADJACENT PROPERTY BUILDINGS SHALL BE INSTRUMENTED TO COMMUNICATE DATA AND EXCEEDENCES IN REAL TIME TO THE PROJECT TEAM. VIBRATION UNITS INSTALLED AROUND THE PERIMETER ARE SHOWN AS AN ESTIMATED NUMBER AND SHOULD BE MOBILE. SESI MAY RELOCATE THESE MONITORS TO AREAS OF CRITICAL WORK AS REQUIRED.

SURVEY MONITORING POINTS

A. AS A MINIMUM, SURVEY MONITORING POINTS SHALL BE ESTABLISHED AND MONITORED AT THE GROUND LEVEL AND AT THE ROOF LINE AT EACH ACCESSIBLE AND VISIBLE CORNER OF EACH NEIGHBORING/BORDERING BUILDING WITHIN AT LEAST 50 FEET OF THE SITE. ADDITIONAL CONTROL POINTS SHALL BE INSTALLED AT MAXIMUM 25-FOOT SPACING ALONG THE EXTERIOR FACADES OF THESE BUILDINGS (UNLESS INDICATED OTHERWISE). ADDITIONAL MONITORING POINTS SHALL BE ESTABLISHED AT MAXIMUM 25_FOOT SPACING ALONG ADJACENT SIDEWALKS AT LEAST 50 FEET AWAY FROM THE SITE IN EVERY DIRECTION.

B. ESTABLISH AND MONITOR ALL ELEVATION AND LATERAL POSITION CONTROL POINTS TO AN ACCURACY OF 0.005 FEET. MEASURE SURVEY MONITORING CONTROL POINTS AT LEAST DAILY DURING ROCK REMOVAL, AND MORE FREQUENTLY AS NEEDED. RECORD AND REPORT ELEVATION AND LATERAL POSITION OF EACH BENCHMARK AT LEAST TWICE A WEEK WHILE INSTALLATION IS IN PROGRESS. AFTER WORK COVERED UNDER THIS SECTION IS IN PLACE, THE SURVEY CONTROL POINTS LOCATED AT THE NEIGHBORING/BORDERING STRUCTURES SHALL BE MONITORED AT LEAST ONCE PER WEEK. THE CONTRACTOR SHALL SUBMIT A WRITTEN REPORT SUMMARIZING RESULTS OF CONTROL POINT MONITORING DATA, SIGNED AND SEALED BY A PROFESSIONAL LAND SURVEYOR OR PROFESSIONAL ENGINEER LICENSED IN THE STATE OF NEW YORK, TO THE CONSTRUCTION MANAGER FOR OWNERS AND HIS ENGINEER'S REVIEW.

C. SHOULD MONITORING POINT READINGS INDICATE A DISPLACEMENT EXCEEDING 0.125 INCH BETWEEN TWO CONSECUTIVE READINGS OR A CUMULATIVE DISPLACEMENT EXCEEDING 0.25 INCH, HALT EXCAVATION AND SOE INSTALLATION OPERATIONS UNTIL CORRECTIVE ACTION HAS BEEN PROVIDED OR SOE ENGINEER HAS REVIEWED THE MOVEMENTS AND PROVIDED DIRECTION ON HOW TO PROCEED.

CRACK MONITORING

- IF CRACKS ARE OBSERVED DURING THE PRE-CONSTRUCTION SURVEY OF ADJACENT STRUCTUES, CRACK MONITORS SHOULD BE INSTALLED PRIOR TO START OF EXCAVATION WORK, TO MAINTAIN A RECORD OF CRACK MOVEMENT.
- CRACK MONITORS READINGS SHOULD INDICATE VERTICAL AND HORIZONTAL MOVEMENTS TO AN ACCURACY OF 1 MILIMETER.

MONITORING ACTION PLAN

IF ANY THRESHOLD LIMITS SPECIFIED IN NEIGHBORING BUILDING DOCUMENTATION AND MONITORING PLAN ARE EXCEEDED AT NEIGHBORING/BORDERING STRUCTURES, THE ACTION PLAN SPECIFIED ON THE MONITORING PLAN SHALL BE FOLLOWED. AS A MINIMUM, THE FOLLOWING ACTIONS SHALL BE TAKEN:

A. TEMPORARILY SUSPEND WORK WITHIN 50 FEET OF THE SUBJECT INSTRUMENTATION, EXCEPT ANY NECESSARY EMERGENCY REMEDIAL WORK.

B. ALL SURVEY CONTROL POINTS FOR THE SUBJECT BUILDING(S) SHALL BE IMMEDIATELY SURVEYED AND DATA REVIEWED BY THE MONITORING CONTRACTOR, CONTRACTOR'S PROFESSIONAL ENGINEER, THE CONSTRUCTION MANAGER, AND SESI.

C. THE CONTRACTOR, THE CONSTRUCTION MANAGER, AND SESI SHALL VISIT THE SUBJECT BUILDING(S) AND OBSERVE CONDITIONS; OWNERSHIP'S STRUCTURAL ENGINEER AND SOE ENGINEER SHOULD ALSO BE PRESENT AT THE TIME OF THE OBSERVATION, IF NECESSARY.

D. IF NO ADVERSE IMPACTS OR DAMAGES ARE OBSERVED, THE SUSPENDED WORK CAN RESUME; HOWEVER, THE CONTRACTOR SHALL MAKE ANY NECESSARY CHANGES TO THEIR CONSTRUCTION MEANS AND METHODS, SO THAT THE MONITORING THRESHOLD LEVELS ARE NOT EXCEEDED IN THE FUTURE. THE CONTRACTOR'S PROFESSIONAL ENGINEER SHALL SUBMIT A WRITTEN STATEMENT TO OWNERSHIP REGARDING THE LIKELY CAUSE OF THE THRESHOLD LEVEL EXCEEDANCE AND ANY MODIFICATIONS THE CONTRACTOR INTENDS TO MAKE TO THEIR CONSTRUCTION MEANS AND METHODS.

E. IF ADVERSE IMPACTS OR DAMAGES ARE OBSERVED, THE VILLAGE OF PORT CHESTER AND ADJACENT PROPERTY ONWER SHALL BE NOTIFIED IMMEDIATELY. THE CONTRACTOR'S PROFESSIONAL ENGINEER SHALL DEVELOP THE NECESSARY REMEDIAL PROCEDURES AND CHANGES TO THEIR CONSTRUCTION MEANS AND METHODS, AND SUBMIT A SIGNED AND SEALED COPY OF THE REMEDIAL PLAN TO OWNERSHIP. THE REMEDIAL ACTION SHALL BE IMPLEMENTED PRIOR TO RESUMING SUSPENDED CONSTRUCTION ACTIVITIES.

F. WORK SHALL NOT COMMENCE UNTIL CORRECTIVE ACTION ACCEPTABLE TO ALL CONCERNED PARTIES IS IMPLEMENTED BY THE CONTRACTOR.

LEGEND:

- NATURAL TARGET OPTICAL MONITORING POINTS LOCATED IN VERTICAL ALIGNMENT WITH EACH OTHER PER SECTION. AT TOP (ROOF LINE) AND BOTTOM (2ND FLOOR LEVEL)
- PRISM OR STICKER OPTICAL MONITORING POINTS LOCATED IN VERTICAL ALIGNMENT WITH EACH OTHER PER SECTION. AT TOP (ROOF LINE) AND BOTTOM (2ND FLOOR LEVEL)
- TEMPORARY VIBRATION MONITOR LOCATION DURING EXCAVATION ACTIVITIES
- MOBILE VIBRATION MONITOR TO BE SET UP DAILY. SESI TO DETERMINE FINAL LOCATION AND QUANTITY OF UNITS PRIOR TO START OF DAILY WORK.

MONITORING DEVICE	MONITORING TYPE	FREQUENCY	CRITERIA	WARNING	STOP WORK
OPTICAL MONITORS	---	ONCE A WEEK	HISTORICAL BUILDINGS	0.25 INCH	0.5 INCH
OPTICAL MONITORS	---	ONCE A WEEK	OTHER ADJACENT STRUCTURES	0.5 INCH	1.0 INCH
VIBRATION MONITORS	HISTOGRAM COMBO	CONTINUOUS	HISTORICAL BUILDINGS	0.3 IN/S	0.5 IN/S
VIBRATION MONITORS	HISTOGRAM COMBO	CONTINUOUS	OTHER ADJACENT STRUCTURES	0.5 IN/S	1.0 IN/S
CRACK MONITORS	---	WEEKLY	STRUCTURES WITH EXISTING CRACKS	3MM	6MM

SITE PLAN

Scale: 1"= 20'

0 10 20 40 60 80

REFERENCE:

1. EXISTING CONDITIONS & BOUNDARY ARE TAKEN FROM "AS-BUILT SURVEY - PROJECT No. AW1744". PREPARED BY ALLY SURVEYING, PC., DATED MAY 23, 2023.
2. AERIAL PHOTOGRAPHY IS FOR 140 WESTCHESTER AVENUE, PORT CHESTER N.Y., PROVIDED BY NEARMAP IMAGERY, DATED MAY 28,2023.

NYS Education Law
Unauthorized alterations or additions to this plan are a violation of section 7209 (2) of the New York State Education Law. Copies of this map not having the seal of the engineer shall not be valid.

© SESI CONSULTING ENGINEERS 2024
This drawing and all information contained here on is proprietary information of SESI CONSULTING ENGINEERS and may not be copied or reproduced, either in whole or in part, by any method, without written permission of SESI CONSULTING ENGINEERS

rev	date	description	by
4	10/01/2024	Field Condition Revisions	AW
3	08/12/2024	IFC Set Addendum #1	AW
	04/30/2024	Final Permit Set	AW
1	03/15/2024	Permit Review Submission	EC
	11/28/2023	Construction Set	EC
	08/29/2023	Addendum #1 Set	RS
	06/23/2023	SOE Permit Set	RS
	04/24/2023	Initial Bid Set	EC
	04/12/2023	Coordination Set	EC

drawn by: RS
checked by: JR
scale: AS NOTED
date: 03/10/2023

SESI CONSULTING ENGINEERS
GEOTECHNICAL | ENVIRONMENTAL | SITE CIVIL
959 route 46e, 3rd floor, parsippany, nj 07054 ph: 973.808.9050

JOSE M. RODRIGUEZ, P.E.
PROFESSIONAL ENGINEER
N.Y. LIC. NO. 095800

146 WESTCHESTER AVENUE
PORT CHESTER, NY 10573

title: MONITORING PLAN

job no. 11895
drawing no. SOE-500

N:\AC4D\11895\CAD\11895-SOE_CONSTRUCTION SET_RS_09-12.DWG 10/02/24 12:33:43PM_ stevenard_LAYOUT: SOE_500

Appendix H:

Facility Approvals

EARTHEFFICIENT
HARMONY
Belvidere Rd

Kyle Lott
Port Chester OZ Fund III QOZB, LLC
359 Springfield Ave
Summit, NJ 07901

July 24th, 2024

Re: Approval Code: **HBR006-24**
140-150 Westchester Ave
Port Chester, NY 10573
NYSDEC BCP Site #C360222
7,000 cubic yards (10,500 tons)

Dear Mr. Lott;

EarthEfficient (EE) has received the environmental documentation associated with the donor source material submitted for acceptance at the HBR Facility located at 3189 Belvidere Road in Phillipsburg, NJ 08865 (Block 7 / Lots 1, 1.01, 2, 14, 14B). The HBR Facility operates in accordance with NJ Mine Registration Certification #004885, Upper Delaware SCD Soil Erosion & Sediment Control Plan (SESC) Facility #24004, and N.J.S.A. P.L.2019, c.397 / 13:1E-127.1 ("the Act") along with associated supplemental guidelines which, in conjunction, act as the leading legislation for regulating soil and fill recycling services in New Jersey and define Non-Restricted Soil and Fill Recyclable Material.

EE provides professional Third-Party Environmental Oversight on behalf of HBR to ensure regulatory compliance. EE reviews and evaluates all provided documentation associated with the proposed donor source material for beneficial use pursuant to the facility-specific plans in addition to all applicable local, state and federal regulations, as outlined in the Material Acceptance Plan (MAP).

Acceptable Import Material is Non-Restricted Soil and Fill Recyclable Materials defined as non-putrescible, non-water soluble, non-decomposable, inert aggregate substitute, including rock, soil, broken or crushed brick, block, concrete, glass and/or clay or ceramic products, or any combination thereof, generated from land clearing, excavation, demolition, or redevelopment activities that are excluded from the definition of Solid Waste under N.J.A.C. 7:26-1.6(a)6. Acceptable Import Material must not contain concentrations of one or more contaminants exceeding the Residential or Non-Residential Soil Remediation Standards for the soil ingestion-dermal and soil inhalation exposure pathways, whichever is more stringent, as set forth at N.J.A.C. 7:26D effective May 17th, 2021.

EE has reviewed the following supporting documentation provided by Kings Capital Construction Group and SESI Consulting Engineers;

- Waste Characterization (WC) Sampling Plan by SESI Consulting Engineers, dated June 9, 2022, and Analytical Reports by Alpha Analytical, as follows:
  - Report #L2235643 dated July 22, 2022
  - Report #L2235885 dated July 25, 2022
  - Report #L2236490 dated July 27, 2022
- Remedial Investigation (RI) Analytical Reports by Alpha Analytical, as follows:
  - Report #L2235634 dated July 26, 2022

    - Report #L2235881 dated July 27, 2022
- Interim Remedial Measures Workplan (IRMWP) by SESI Consulting Engineers, dated April 14, 2023
- Material Characterization Application Form executed by Port Chester OZ Fund III QOZB, LLC, dated April 24, 2024
- Proposed Supplemental Sampling Plan by EarthEfficient, dated May 3, 2024
- Supplemental Sampling Analytical Reports by Alpha Analytical, as follows:
    - Report #L2424481 dated May 10, 2024
    - Report #L2424492 dated May 10, 2024
    - Report #L2424496 dated May 20, 2024
    - Report #L2424477 dated May 30, 2024
    - Report #L2424487 dated June 5, 2024

HBR acknowledges that the site is being remediated under NYSDEC BCP #C360222.

Based on the review of the supporting documentation, the subject material represented by the following seven (7) Composite and associated VOC Grab samples is suitable for acceptance:

#	Cell IDs:	Composite Samples:	Associated VOC Grab Samples:
1	COMP-A1	COMP-A1 (0-5)	A-1 GRAB (1.5-2)
2	COMP-A2	A2 COMP (0-5)	A2 GRAB (1.5-2)
3	COMP-A3	A3 COMP (0-5)	A3 GRAB (0.5-1)
4	COMP-A4	A4 COMP (0-5)	A4 GRAB (3.5-4)
5	COMP-A5	A-5 COMP (0-3)	A-5 GRAB (2-2.5)
6	COMP-B3	B-3 COMP (0-5)	B-3 GRAB (2-2.5)
7	COMP-B5	B5 COMP (0-5)	B5 GRAB (2.5-3)

The sampling of the subject material was performed in accordance with the NJDEP Guidance, including the N.J.A.C. 7:26E-2 Technical Requirements and the Field Sampling Procedures Manual (FSPM).

The Acceptable Import Material shall be approved under the following approval code: **HBR006-24**.

Please note that any material received that does not meet the physical, visual or olfactory acceptance criteria and specifications will be rejected and returned to the site of origin. All associated transportation fees and facility handling costs that may be accrued due to non-acceptance and diversion of such material will be the responsibility of the client. HBR holds both the generator and client responsible for providing accurate information in relation to the source material. Additional QA/QC analysis may be performed at the Facility's discretion.

The following non-analytical factors will apply:

Types of Acceptable Import Material:	Material Size Limitation:	Moisture Content Limitation:	Treated & Untreated Wood Limitation:	Coal/Ash/Slag/ Cinder Limitation:	Types of Unacceptable Import Material:
Fill Material excluded from the definition of Solid Waste under N.J.A.C. 7:26-1.6(a)6.	12”	No Free-Standing Liquid	<1%	0%	MSW, Malodorous Material, Deleterious Material, Industrial or Hazardous Waste

Based on the provided information, the 7,000 cubic yards of Acceptable Import Material is approved for ongoing quarry reclamation of the HBR Facility.

Should you have any questions or comments, please feel free to call (631) 209-4245.

Sincerely,

Ethan Szerlip
Compliance Manager
EarthEfficient

Kyle Lott
Port Chester OZ Fund III QOZB, LLC
359 Springfield Ave
Summit, NJ 07901

July 24th, 2024

Re: Approval Code: **HFR012-24**
140-150 Westchester Ave
Port Chester, NY 10573
NYSDEC BCP Site #C360222
7,000 cubic yards (10,500 tons)

Dear Mr. Lott;

EarthEfficient (EE) has received the environmental documentation associated with the donor source material submitted for acceptance at the HFR Facility located at 1 Foul Rift Road in Belvidere, NJ 07823 (Block 21 / Lot 9). The HFR Facility operates in accordance with NJ Mine Registration Certification #004886, Upper Delaware SCD Soil Erosion & Sediment Control Plan (SESC) Facility #13035-16044-20012, and N.J.S.A. P.L.2019, c.397 / 13:1E-127.1 ("the Act") along with associated supplemental guidelines which, in conjunction, act as the leading legislation for regulating soil and fill recycling services in New Jersey and define Non-Restricted Soil and Fill Recyclable Material.

EE provides professional Third-Party Environmental Oversight on behalf of HFR to ensure regulatory compliance. EE reviews and evaluates all provided documentation associated with the proposed donor source material for beneficial use pursuant to the facility-specific plans in addition to all applicable local, state and federal regulations, as outlined in the Material Acceptance Plan (MAP).

Acceptable Import Material is Non-Restricted Soil and Fill Recyclable Materials defined as non-putrescible, non-water soluble, non-decomposable, inert aggregate substitute, including rock, soil, broken or crushed brick, block, concrete, glass and/or clay or ceramic products, or any combination thereof, generated from land clearing, excavation, demolition, or redevelopment activities that are excluded from the definition of Solid Waste under N.J.A.C. 7:26-1.6(a)6. Acceptable Import Material must not contain concentrations of one or more contaminants exceeding the Residential or Non-Residential Soil Remediation Standards for the soil ingestion-dermal and soil inhalation exposure pathways, whichever is more stringent, as set forth at N.J.A.C. 7:26D effective May 17th, 2021.

EE has reviewed the following supporting documentation provided by Kings Capital Construction Group and SESI Consulting Engineers;

- Waste Characterization (WC) Sampling Plan by SESI Consulting Engineers, dated June 9, 2022, and Analytical Reports by Alpha Analytical, as follows:
  - Report #L2235643 dated July 22, 2022
  - Report #L2235885 dated July 25, 2022
  - Report #L2236490 dated July 27, 2022
- Remedial Investigation (RI) Analytical Reports by Alpha Analytical, as follows:
  - Report #L2235634 dated July 26, 2022

    - Report #L2235881 dated July 27, 2022
- Interim Remedial Measures Workplan (IRMWP) by SESI Consulting Engineers, dated April 14, 2023
- Material Characterization Application Form executed by Port Chester OZ Fund III QOZB, LLC, dated April 24, 2024
- Proposed Supplemental Sampling Plan by EarthEfficient, dated May 3, 2024
- Supplemental Sampling Analytical Reports by Alpha Analytical, as follows:
    - Report #L2424481 dated May 10, 2024
    - Report #L2424492 dated May 10, 2024
    - Report #L2424496 dated May 20, 2024
    - Report #L2424477 dated May 30, 2024
    - Report #L2424487 dated June 5, 2024

HFR acknowledges that the site is being remediated under NYSDEC BCP #C360222.

Based on the review of the supporting documentation, the subject material represented by the following seven (7) Composite and associated VOC Grab samples is suitable for acceptance:

#	Cell IDs:	Composite Samples:	Associated VOC Grab Samples:
1	COMP-A1	COMP-A1 (0-5)	A-1 GRAB (1.5-2)
2	COMP-A2	A2 COMP (0-5)	A2 GRAB (1.5-2)
3	COMP-A3	A3 COMP (0-5)	A3 GRAB (0.5-1)
4	COMP-A4	A4 COMP (0-5)	A4 GRAB (3.5-4)
5	COMP-A5	A-5 COMP (0-3)	A-5 GRAB (2-2.5)
6	COMP-B3	B-3 COMP (0-5)	B-3 GRAB (2-2.5)
7	COMP-B5	B5 COMP (0-5)	B5 GRAB (2.5-3)

The sampling of the subject material was performed in accordance with the NJDEP Guidance, including the N.J.A.C. 7:26E-2 Technical Requirements and the Field Sampling Procedures Manual (FSPM).

The Acceptable Import Material shall be approved under the following approval code: **HFR012-24**.

Please note that any material received that does not meet the physical, visual or olfactory acceptance criteria and specifications will be rejected and returned to the site of origin. All associated transportation fees and facility handling costs that may be accrued due to non-acceptance and diversion of such material will be the responsibility of the client. HFR holds both the generator and client responsible for providing accurate information in relation to the source material. Additional QA/QC analysis may be performed at the Facility's discretion.

The following non-analytical factors will apply:

Types of Acceptable Import Material:	Material Size Limitation:	Moisture Content Limitation:	Treated & Untreated Wood Limitation:	Coal/Ash/Slag/ Cinder Limitation:	Types of Unacceptable Import Material:
Fill Material excluded from the definition of Solid Waste under N.J.A.C. 7:26-1.6(a)6.	12”	No Free-Standing Liquid	<1%	0%	MSW, Malodorous Material, Deleterious Material, Industrial or Hazardous Waste

Based on the provided information, the 7,000 cubic yards of Acceptable Import Material is approved for ongoing quarry reclamation of the HFR Facility.

Should you have any questions or comments, please feel free to call (631) 209-4245.

Sincerely,

Ethan Szerlip
Compliance Manager
EarthEfficient

Kyle Lott
Port Chester OZ Fund III QOZB, LLC
359 Springfield Ave
Summit, NJ 07901

July 24th, 2024

Re: Approval Code: **XRDS012-24**
140-150 Westchester Ave
Port Chester, NY 10573
NYSDEC BCP Site #C360222
7,000 cubic yards (10,500 tons)

Dear Mr. Lott;

XRDS has received the environmental documentation associated with the donor source material submitted for acceptance at the XRDS Facility located at 190 Pompton Plains Cross Road in Wayne, NJ 07470 (Block 3403 / Lot 1). The XRDS Facility operates under NJPDES General Permit #NJG0309753 for Construction Activity Stormwater Discharge, Hudson/Essex/Passaic County Soil Erosion & Sediment Control Plan (SESC) Facility #223-P-0075, and N.J.S.A. P.L.2019, c.397 / 13:1E-127.1 ("the Act") along with the associated supplemental guidelines which, in conjunction, act as the leading legislation for regulating soil and fill recycling services in New Jersey and define Non-Restricted Soil and Fill Recyclable Material.

XRDS reviews and evaluates all provided documentation associated with the proposed donor source material pursuant to the facility-specific plans in addition to all applicable local, state and federal regulations, as outlined in the Material Acceptance Plan (MAP).

Acceptable Import Material is Non-Restricted Soil and Fill Recyclable Materials defined as non-putrescible, non-water soluble, non-decomposable, inert aggregate substitute, including rock, soil, broken or crushed brick, block, concrete, glass and/or clay or ceramic products, or any combination thereof, generated from land clearing, excavation, demolition, or redevelopment activities that are excluded from the definition of Solid Waste under N.J.A.C. 7:26-1.6(a)6. Acceptable Import Material must not contain concentrations of one or more contaminants exceeding the Residential or Non-Residential Soil Remediation Standards for the soil ingestion-dermal and soil inhalation exposure pathways, whichever is more stringent, as set forth at N.J.A.C. 7:26D effective May 17th, 2021.

XRDS has reviewed the following supporting documentation provided by Kings Capital Construction Group and SESI Consulting Engineers;

- Waste Characterization (WC) Sampling Plan by SESI Consulting Engineers, dated June 9, 2022, and Analytical Reports by Alpha Analytical, as follows:
  - Report #L2235643 dated July 22, 2022
  - Report #L2235885 dated July 25, 2022
  - Report #L2236490 dated July 27, 2022
- Remedial Investigation (RI) Analytical Reports by Alpha Analytical, as follows:
  - Report #L2235634 dated July 26, 2022

    - Report #L2235881 dated July 27, 2022
- Interim Remedial Measures Workplan (IRMWP) by SESI Consulting Engineers, dated April 14, 2023
- Material Characterization Application Form executed by Port Chester OZ Fund III QOZB, LLC, dated April 24, 2024
- Proposed Supplemental Sampling Plan by EarthEfficient, dated May 3, 2024
- Supplemental Sampling Analytical Reports by Alpha Analytical, as follows:
    - Report #L2424481 dated May 10, 2024
    - Report #L2424492 dated May 10, 2024
    - Report #L2424496 dated May 20, 2024
    - Report #L2424477 dated May 30, 2024
    - Report #L2424487 dated June 5, 2024

XRDS acknowledges that the site is being remediated under NYSDEC BCP #C360222.

Based on the review of the supporting documentation, the subject material represented by the following seven (7) Composite and associated VOC Grab samples is suitable for acceptance:

#	Cell IDs:	Composite Samples:	Associated VOC Grab Samples:
1	COMP-A1	COMP-A1 (0-5)	A-1 GRAB (1.5-2)
2	COMP-A2	A2 COMP (0-5)	A2 GRAB (1.5-2)
3	COMP-A3	A3 COMP (0-5)	A3 GRAB (0.5-1)
4	COMP-A4	A4 COMP (0-5)	A4 GRAB (3.5-4)
5	COMP-A5	A-5 COMP (0-3)	A-5 GRAB (2-2.5)
6	COMP-B3	B-3 COMP (0-5)	B-3 GRAB (2-2.5)
7	COMP-B5	B5 COMP (0-5)	B5 GRAB (2.5-3)

The sampling of the subject material was performed in accordance with the NJDEP Guidance, including the N.J.A.C. 7:26E-2 Technical Requirements and the Field Sampling Procedures Manual (FSPM).

The Acceptable Import Material shall be approved under the following approval code: **XRDS012-24**.

Please note that any material received that does not meet the physical, visual or olfactory acceptance criteria and specifications will be rejected and returned to the site of origin. All associated transportation fees and facility handling costs that may be accrued due to non-acceptance and diversion of such material will be the responsibility of the client. XRDS holds both the generator and client responsible for providing accurate information in relation to the source material. Additional QA/QC analysis may be performed at the Facility's discretion.

The following non-analytical factors will apply:

Types of Acceptable Import Material:	Material Size Limitation:	Moisture Content Limitation:	Treated & Untreated Wood Limitation:	Coal/Ash/Slag/ Cinder Limitation:	Types of Unacceptable Import Material:
Fill Material excluded from the definition of Solid Waste under N.J.A.C. 7:26-1.6(a)6.	12”	No Free-Standing Liquid	<1%	0%	MSW, Malodorous Material, Deleterious Material, Industrial or Hazardous Waste

Based on the provided information, the 7,000 cubic yards of Acceptable Import Material is approved for recycling and ongoing restoration activities at the XRDS Facility.

Should you have any questions or comments, please feel free to call (631) 209-4245.

Sincerely,

Ethan Szerlip
Compliance Manager
XRDS Recycling LLC

Kyle Lott
Port Chester OZ Fund III QOZB, LLC
359 Springfield Ave
Summit, NJ 07901

July 24th, 2024

Re: Approval Code: **MSM008-24**
140-150 Westchester Ave
Port Chester, NY 10573
NYSDEC BCP Site #C360222
10,000 cubic yards (15,000 tons)

Dear Mr. Lott;

EarthEfficient MSM (EE MSM) has received the environmental documentation associated with the donor source material submitted for acceptance at the EE MSM Facility, located at 1080 Sand Hill Road in East Stroudsburg, PA 18302 (Parcel #09.111507). EE MSM operates under the Pennsylvania Dept. of Environmental Protection (PADEP)-approved National Pollutant Discharge Elimination System (NPDES) Permit #PAD450083. EE MSM is permitted to accept Clean Fill that complies with the criteria set forth in the Management of Fill Policy (MoFP #258-2182-773), as revised January 16th, 2021.

EE MSM performs Environmental Due Diligence for the proposed donor source material pursuant to the facility-specific plans in addition to all applicable local, state and federal regulations, as outlined in the Material Acceptance Plan (MAP). The provided documentation/information includes the site history, previous environmental reports, generator certification forms, analytical results by a PA registered laboratory, chain of custody forms, and sample location/site maps.

EE MSM has reviewed the following supporting documentation provided by Kings Capital Construction Group and SESI Consulting Engineers;

- Waste Characterization (WC) Sampling Plan by SESI Consulting Engineers, dated June 9, 2022, and Analytical Reports by Alpha Analytical, as follows:
  - Report #L2235643 dated July 22, 2022
  - Report #L2235885 dated July 25, 2022
  - Report #L2236490 dated July 27, 2022
- Remedial Investigation (RI) Analytical Reports by Alpha Analytical, as follows:
  - Report #L2235634 dated July 26, 2022
  - Report #L2235881 dated July 27, 2022
- Interim Remedial Measures Workplan (IRMWP) by SESI Consulting Engineers, dated April 14, 2023
- Material Characterization Application Form executed by Port Chester OZ Fund III QOZB, LLC, dated April 24, 2024
- Proposed Supplemental Sampling Plan by EarthEfficient, dated May 3, 2024
- Supplemental Sampling Analytical Reports by Alpha Analytical, as follows:
  - Report #L2424481 dated May 10, 2024
  - Report #L2424492 dated May 10, 2024

- Report #L2424496 dated May 20, 2024
- Report #L2424477 dated May 30, 2024
- Report #L2424487 dated June 5, 2024

EE MSM acknowledges that the site is being remediated under NYSDEC BCP #C360222.

Based on the review of the supporting documentation, the subject material represented by the following ten (10) Composite and associated VOC Grab samples is suitable for acceptance:

#	Cell IDs:	Composite Samples:	Associated VOC Grab Samples:
1	COMP-A1	COMP-A1 (0-5)	A-1 GRAB (1.5-2)
2	COMP-A2	A2 COMP (0-5)	A2 GRAB (1.5-2)
3	COMP-A3	A3 COMP (0-5)	A3 GRAB (0.5-1)
4	COMP-B1	B-1 COMP (0-5)	B-1 GRAB (3-3.5)
5	COMP-B2	B-2 COMP (0-5)	B-2 GRAB (2.5-3)
6	COMP-B3	B-3 COMP (0-5)	B-3 GRAB (2-2.5)
7	COMP-B4	B-4 COMP (0-4)	B-4 GRAB (1.5-2)
8	COMP-C1	C-1 COMP (0-5)	C-1 GRAB (4-4.5)
9	COMP-C2	C-2 COMP (0-5)	C-2 GRAB (2.5-3)
10	COMP-D	D COMP (0-5)	D GRAB (2-2.5)

The approved material shall be accepted under the following approval code: **MSM008-24**.

Material will be accepted and managed in accordance with the MAP and therefore must not contain any strong odors, free liquids, wood, metal or trash/garbage. Please note that any material received that does not meet the physical, visual or olfactory acceptance criteria and specifications will be rejected and returned to the site of origin. All associated transportation fees and facility handling costs that may be accrued due to non-acceptance and diversion of such material will be the responsibility of the client. EE MSM holds the owner and client responsible for providing accurate information in relation to the source material. Additional QA/QC analysis may be performed at the Facility's discretion.

The following non-analytical factors will apply:

Types of Acceptable Import Material:	Material Size Limitation:	Moisture Content Limitation:	Treated & Untreated Wood Limitation:	Coal/Ash/Slag/ Cinder Limitation:	Types of Unacceptable Import Material:
PA Clean Fill	2'x2'x2'	No Free-Standing Liquid	< 3%	< 3%	MSW, Malodorous Material, Deleterious Material, Industrial or Hazardous Waste

Based on the provided information, the 10,000 cubic yards of PA Clean Fill meets the criteria established in the PADEP MoFP and is suitable for recycling and beneficial use at the EE MSM Facility.

Should you have any questions or comments, please feel free to call (631) 209-4245.

Sincerely,



Ethan Szerlip
Compliance Manager
EarthEfficient MSM

140-150 Westchester Ave
Port Chester, NY 10573
NYSDEC BCP Site #C360222

Cell Approval Table - 07.24.24

Category	**Cat A NJ Res**	**Cat B PA**	**Cat C Elevated**
Cell IDs / Facilities:	XRDS / HFR / HBR	MSM	TBD
COMP-A1	✓	✓	
COMP-A2	✓	✓	
COMP-A3	✓	✓	
COMP-A4	✓		
COMP-A5	✓		
COMP-B1		✓	
COMP-B2		✓	
COMP-B3	✓	✓	
COMP-B4		✓	
COMP-B5	✓		
COMP-C1		✓	
COMP-C2		✓	
COMP-D		✓	

✓ = Targeted
✓ = Backup

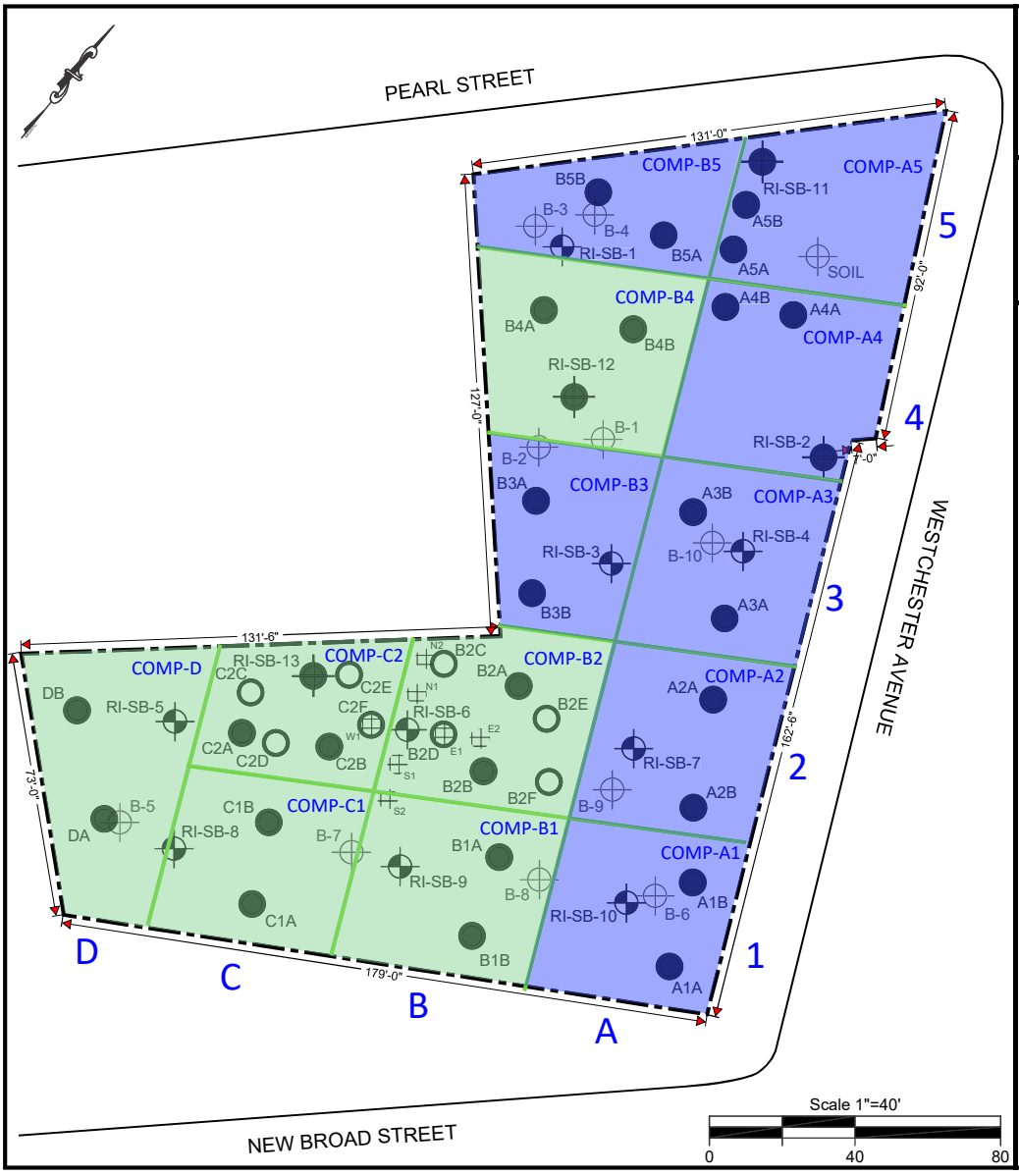

EARTH EFFICIENT

140-150 Westchester Ave Materials Mgmt Plan (MMP)

(0-5' bgs)

Legend:

- Project Boundary
- 50x50' Gridlines
- A1A — WC Sample Location (SESI, 2022)
- RI-SB-2 — WC/RI Sample Location (SESI, 2022)
- RI-SB-1 — RI Sample Location (SESI, 2022)
- B-1 — Phase II Sample Location (SESI, 2021)
- B2C — Supp. WC Sample Location (SESI, 2024)
- E1 — Delineation Location (SESI, 2024)
- Cat A - NJ Res
- Cat B - PA
- Cat C - Elevated

07/24/24

Appendix I:

Pre-Existing Site Topographic Survey

Topographic Survey of Tax Lots 17 and 65 in Block 2, Section 142.30
as shown on "The Official Tax Assessment Map
of the Town of Rye, Village of Port Chester"
Situate in the Village of Port Chester, Town of Rye,
Westchester County, New York.

Property A.K.A. 140 Westchester Ave. and 148-150 Westchester Ave., Port Chester, New York

Date: March 5, 2021 *Scale: 1"=20'*

Notes:
1. *Vertical Datum N.A.V.D. 1988*
2. *Underground Utilities shown hereon located by others no guarantee is made to their accuracy.*
3. *Total Area of Tax Lots 17 and 65 = 19,534.64 S.F. or 0.448 Ac.*
4. *Map made for Design Puposes and Building Dept Use Only.*

RICHARD J. DOMATO
LAND SURVEYOR
Chase Bank Building
22W. First Street-Room 401
Mt. Vernon, N.Y. 10550
(914)667-0565

N.Y.S.LIC. No.049418

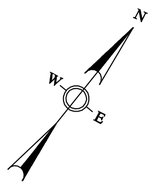

LEGEND	
D.I.	Drain Inlet
C.B.	Catch Basin
G	Approx. Location of Gas Line
E	Approx. Location of Electric Line
W	Approx. Location of Water Line
T	Approx. Location of Tel.Com. Line
OHW	Over Head Utility Wires
S	Sanitary M.H.
D	Drain M.H.
S.S.	Approx. Location of Sanitary Sewer
	Fire Hydrant
	Light Pole
P.M.	Parking Meter
	Utility Pole
	Utility Pole with Guy Wire
	Tree Pit
W.V.	Water Valve
G.V.	Gas Valve
	Pedestrian Pole
H.C.	Handicap Ramp
	Drop Curb
	Curb
	Sign
T	Utility Manhole T=Telephone/E=Electrical
PB	Pull Box
TC	Top of Curb
BC	Bottom of Curb
TW	Top of Wall
BW	Bottom of Wall

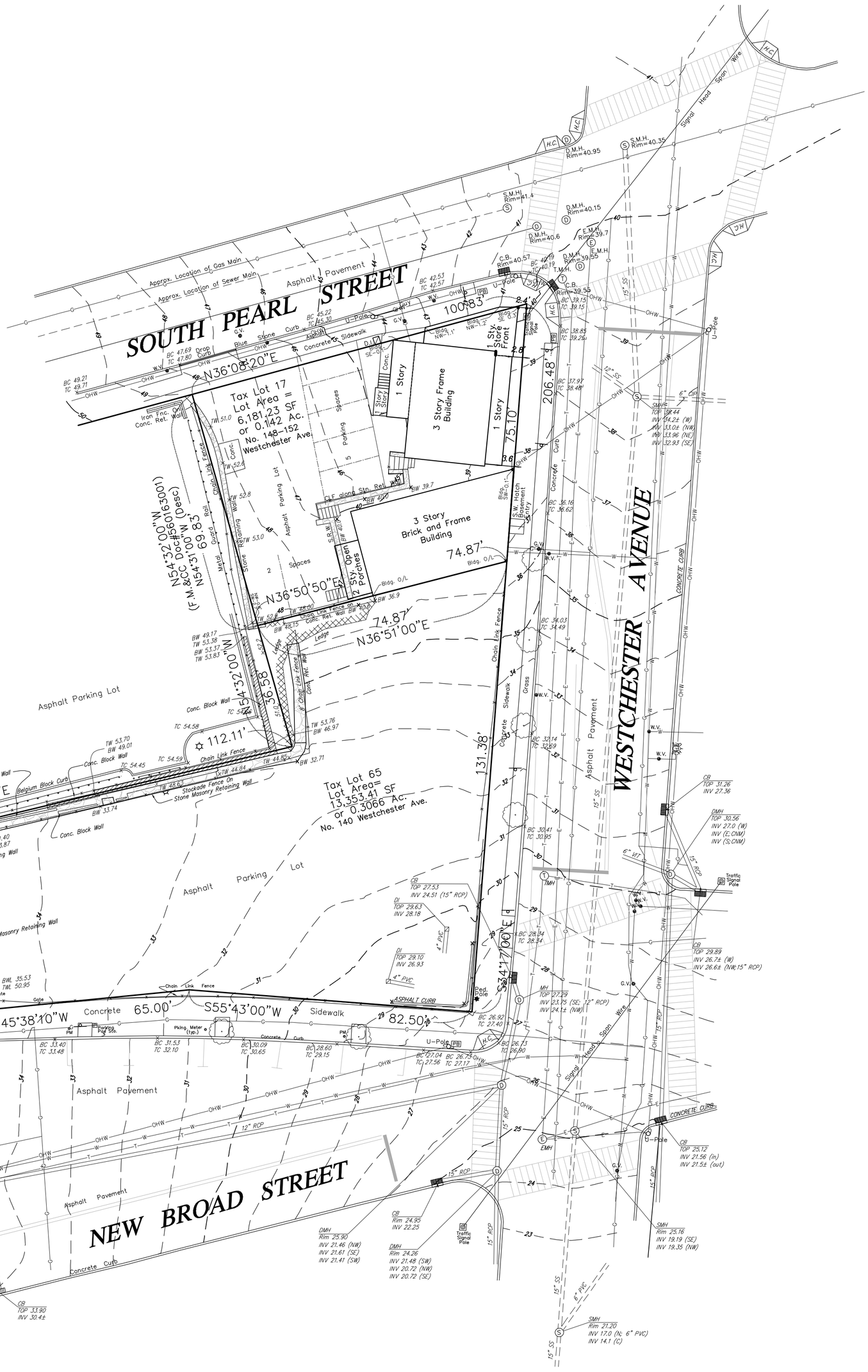

GRAPHIC SCALE

20 0 10 20 40 80

(IN FEET)
1 inch = 20 ft.

In accordance with the minimum standards for Title Surveys of The N.Y.S. Land Title Assn.

"SURVEYED AS IN POSSESSION"

Appendix J:

Final Elevation Survey

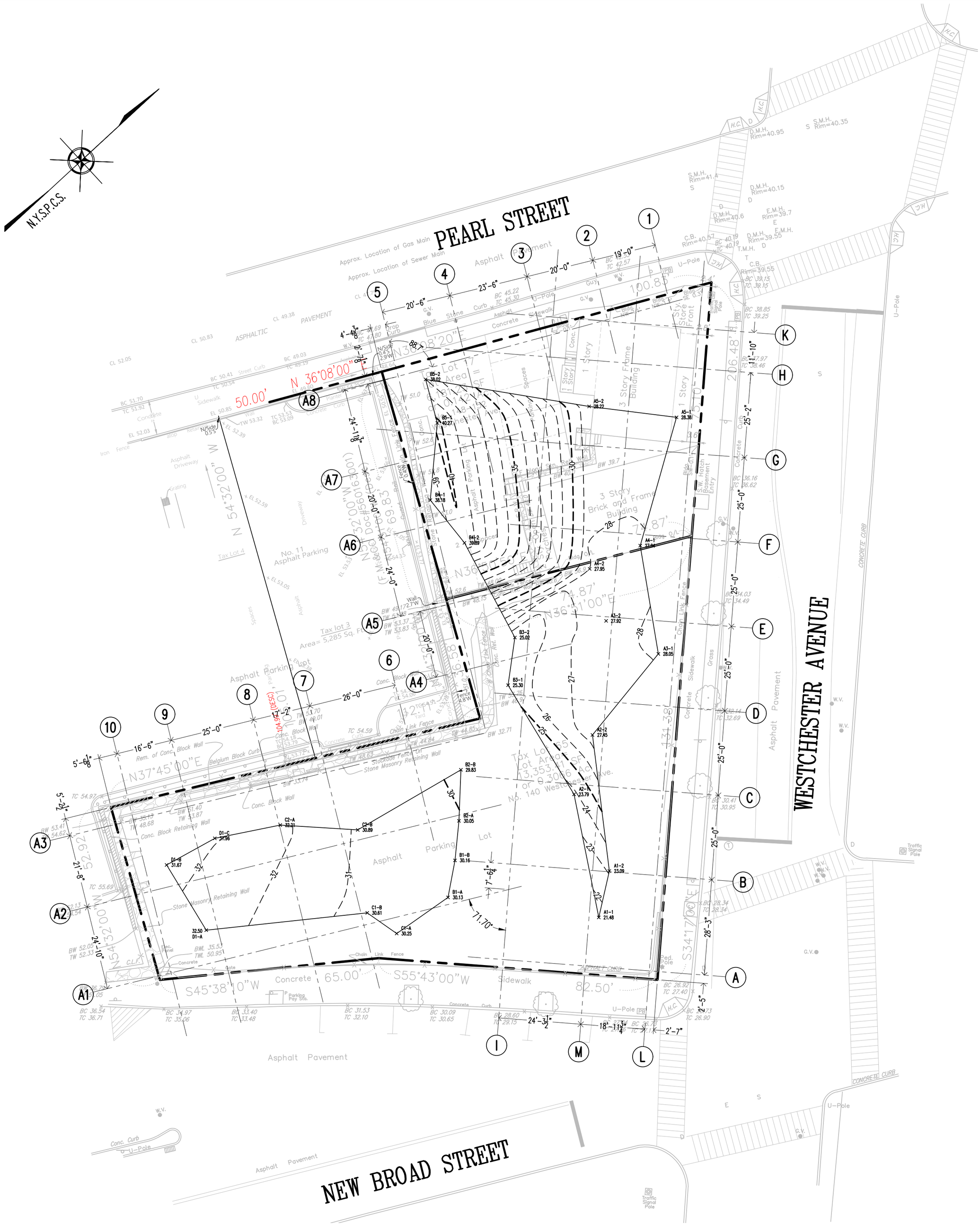

BACKGROUND SURVEY INFORMATION WAS PROVIDED BY HUDSON ENGINEERING & CONSULTING P.C.
ELEVATIONS ARE RELATIVE TO THE DATUM ESTABLISHED BY THE ABOVE SURVEY INFORMATION.
BUILDING GRID WAS TAKEN FROM PLANS PREPARED BY LESSARD DESIGN INC. P.C.

THE SURVEYOR'S SEAL, SIGNATURE AND ANY CERTIFICATION APPEARING HEREON SIGNIFY THAT, TO THE BEST OF HIS KNOWLEDGE AND BELIEF, THIS SURVEY WAS PREPARED IN ACCORDANCE WITH THE MINIMUM STANDARDS FOR LAND SURVEYS AS SET FORTH IN THE CODE OF PRACTICE ADOPTED BY THE NEW YORK STATE ASSOCIATION OF PROFESSIONAL LAND SURVEYORS, INC.

UNAUTHORIZED ALTERATION OR ADDITION TO A SURVEY MAP BEARING A LICENSED LAND SURVEYOR'S SEAL IS A VIOLATION OF SECTION 7209, SUB-DIVISION 2 OF THE NEW YORK STATE EDUCATION LAW.

LINE & GRADE SURVEYORS D.P.C.

23 Nepperhan Avenue
Elmsford, New York 10523
Phone: (914) 347-3141
email: office@lineandgrade.net

Copyright (c) 2024 LINE & GRADE SURVEYORS D.P.C All Rights Reserved.

STATE OF NEW YORK
STEVEN J. WILLARD
050054
LICENSED LAND SURVEYOR

NO.	DATE	DESCRIPTION	BY
1	01/23/25	ADDITIONAL SURVEY DATA	FM

TOPOGRAPHIC SURVEY
PREPARED FOR
140-150 WESTCHESTER AVE.
PROPERTY SITUATE AT
VILLAGE OF PORT CHESTER
COUNTY OF WESTCHESTER
STATE OF NEW YORK

0 20 40 Feet

DATE: OCTOBER 24, 2024

N: /C3D/24-4196 KINGS CAPITAL_140 150 Westchester AVE/dwg/4196-146 WESTCHESTER AVE TOPO 10-10-24.dwg

Appendix K:

Soil Disposal Manifests

SESI SOIL EXPORT TRACKING SHEET

Project Location: 140-150 Westchester Ave, Port Chester, NY

DATE	CELL ID/MATERIAL OR PRODUCT	DESTINATION/APPROVAL	MANIFEST	IMPORT/EXPORT	TRANSPORTER	TRUCK #	LICENSE PLATE	Tons
9/4/2024	A5	HBR006-24	1001	export	DI	35	AY863M	27.97
9/4/2024	A5	HBR006-24	1002	export	DI	22	AX121P	32.64
9/4/2024	A5	HBR006-24	1003	export	DI	20	AX119P	30.54
9/4/2024	A5	HBR006-24	1004	export	DI	54	AY969R	30.45
9/4/2024	A5	HBR006-24	1005	export	DI	37	AY8162	29.33
9/4/2024	A5	HBR006-24	1006	export	CF BRO	16	AY6883	29.81
9/4/2024	A5	HBR006-24	1007	export	CF BRO	17	AY672N	32.19
9/4/2024	A5	HBR006-24	1008	export	CF BRO	15	AW777M	31.11
9/4/2024	A5/B5	HBR006-24	1009	export	DI	34	AY862M	30.74
9/4/2024	B4	HBR006-24	1010	export	DI	33	AY861M	30.02
9/4/2024	B5	HBR006-24	1011	export	CF BRO	12	AY995C	30.98
9/4/2024	B5	HBR006-24	1012	export	DI	35	AY863M	28.4
9/4/2024	B5	HBR006-24	1013	export	DI	22	AX121P	30.79
9/4/2024	B5	HBR006-24	1014	export	DI	20	AX119P	29.51
9/4/2024	B5	HBR006-24	1015	export	DI	54	AY969R	31.98
9/4/2024	B5	HBR006-24	1016	export	DI	37	AY8162	29.84
9/4/2024	B5	HBR006-24	1017	export	CF BRO	16	AY6885	30.75
9/4/2024	B5	HBR006-24	1018	export	CF BRO	17	AY672N	30.33
9/4/2024	B5	HBR006-24	1019	export	CF BRO	15	AW777M	29.51
9/5/2024	B4	MSM008-24	1001	export	DI	24	AX402W	28.22
9/5/2024	B4	MSM008-24	1002	export	DI	34	AY862M	31.34
9/5/2024	B4	MSM008-24	1003	export	DI	35	AY863M	31.18
9/5/2024	B4	MSM008-24	1004	export	DI	30	AY713E	31.51
9/5/2024	B4	MSM008-24	1005	export	DI	20	AX119P	30.44
9/5/2024	B4	MSM008-24	1006	export	DI	52	AY510R	30.58
9/5/2024	B4	MSM008-24	1007	export	DI	39	AZ608A	30.93
9/5/2024	B4	MSM008-24	1008	export	DI	40	AZ609A	32.85
9/5/2024	B4	MSM008-24	1009	export	CF BRO	16	AY688J	32.07
9/5/2024	B4	MSM008-24	1010	export	CF BRO	18	AZ982E	31.72
9/5/2024	B3	HBR006-24	1020	export	DI	34	AY862M	33.68
9/5/2024	B5	HBR006-24	1021	export	DI	24	AX402W	32.13
9/5/2024	B5	HBR006-24	1022	export	DI	35	AY863M	31.95
9/5/2024	B5	HBR006-24	1023	export	DI	30	AY713E	32.66
9/5/2024	B5	HBR006-24	1024	export	DI	20	AX119P	31.74
9/5/2024	B5	HBR006-24	1025	export	DI	52	AY501R	30.6
9/5/2024	B5	HBR006-24	1026	export	DI	39	AZ608A	31.47
9/5/2024	B5	HBR006-24	1027	export	DI	40	AZ609A	31.6
9/6/2024	A4	HBR006-24	1028	export	DI	30	AY713E	31.36
9/6/2024	A4	HBR006-24	1029	export	DI	52	AY510R	30.85
9/6/2024	A4	HBR006-24	1030	export	DI	22	AX121P	32.37
9/6/2024	A4	HBR006-24	1031	export	DI	54	AY969R	32.46
9/6/2024	A4	HBR006-24	1032	export	DI	55	AY970R	31.48
9/6/2024	A4	HBR006-24	1033	export	DI	47	AW532H	32.31
9/6/2024	A4	HBR006-24	1034	export	DI	35	AY863M	31.12

DATE	CELL ID/MATERIAL OR PRODUCT	DESTINATION/APPROVAL	MANIFEST	IMPORT/EXPORT	TRANSPORTER	TRUCK #	LICENSE PLATE	Tons
9/6/2024	A4	HBR006-24	1035	export	CF BRO	14	AW132B	34.6
9/6/2024	A4	HBR006-24	1036	export	DI	34	AY862M	32.56
9/6/2024	A4	HBR006-24	1037	export	CF BRO	17	AY672N	33.8
9/6/2024	A4	HBR006-24	1038	export	CF BRO	12	AY995C	32.45
9/6/2024	A4	HBR006-24	1039	export	DI	30	AY713E	34.6
9/6/2024	A4	HBR006-24	1040	export	DI	52	AY510R	34.25
9/6/2024	A4	HBR006-24	1041	export	DI	22	AX121P	34.45
9/6/2024	A4	HBR006-24	1042	export	DI	54	AY969R	34.58
9/6/2024	A4	HBR006-24	1043	export	DI	55	AY970R	32.36
9/6/2024	A4	HBR006-24	1044	export	CF BRO	15	AW777M	34.8
9/9/2024	A4	HBR006-24	1045	export	DI	24	AX402W	32.74
9/9/2024	A4	HBR006-24	1046	export	DI	34	AY862M	33.66
9/9/2024	A4	HBR006-24	1047	export	DI	43	AZZ85B	33.97
9/9/2024	A4	HBR006-24	1048	export	DI	25	AX540W	33.28
9/9/2024	A4	HBR006-24	1049	export	DI	50	AY326F	32.03
9/9/2024	A4	HBR006-24	1050	export	CF BRO	17	AY672N	33.05
9/9/2024	A4	HBR006-24	1051	export	CF BRO	12	AY995C	33.37
9/9/2024	A4	HBR006-24	1052	export	DI	52	AY510R	32.72
9/9/2024	A4	HBR006-24	1053	export	CF BRO	16	AY688J	31.69
9/9/2024	A4	HBR006-24	1054	export	CF BRO	15	AW777M	31.34
9/9/2024	A4	HBR006-24	1055	export	SENI	4	AY689J	32.59
9/9/2024	A4	HBR006-24	1056	export	DI	43	AZ285B	30.16
9/9/2024	A4	HBR006-24	1057	export	DI	34	AY862M	30.37
9/9/2024	A4	HBR006-24	1058	export	DI	25	AX540W	30.87
9/9/2024	A4	HBR006-24	1059	export	DI	50	AY326F	29.67
9/9/2024	A4	HBR006-24	1060	export	CF BRO	17	AY672N	31.04
9/9/2024	A4	HBR006-24	1061	export	CF BRO	12	AY995C	32.02
9/9/2024	A4	HBR006-24	1062	export	DI	52	AY510R	31.9
9/9/2024	A4	HBR006-24	1063	export	CF BRO	16	AY688J	32.97
9/9/2024	A4	HBR006-24	1064	export	CF BRO	15	AW777M	33.6
9/13/2024	A4	HBR006-24	1065	export	DI	5	AY592M	30.34
9/13/2024	A4	HBR006-24	1066	export	DI	15	AW270H	33.18
9/13/2024	A4	HBR006-24	1067	export	DI	55	AY970R	30.95
9/13/2024	A4	HBR006-24	1068	export	DI	30	AY713E	33.13
9/13/2024	A4	HBR006-24	1069	export	DI	53	AY511R	31.19
9/13/2024	A4	HBR006-24	1070	export	DI	2	AZ286B	31.6
9/13/2024	A4	HBR006-24	1071	export	DI	28	AY973B	33.36
9/13/2024	A4	HBR006-24	1072	export	DI	44	AZ202C	32.31
9/13/2024	A4	HBR006-24	1073	export	DI	46	AW408E	30.36
9/13/2024	A4	HBR006-24	1074	export	DI	22	AX121P	30.66
9/13/2024	A4	HBR006-24	1075	export	DI	24	AX402W	32.01
9/13/2024	A4	HBR006-24	1076	export	DI	36	AY585R	33.11
9/13/2024	A4	HBR006-24	1077	export	DI	37	AY8162	32.62
9/13/2024	A4	HBR006-24	1078	export	DI	35	AY863M	34.25
9/13/2024	A4	HBR006-24	1079	export	DI	54	AY969R	31.41
9/13/2024	A4	HBR006-24	1080	export	CF BRO	14	AW132B	31.84

DATE	CELL ID/MATERIAL OR PRODUCT	DESTINATION/APPROVAL	MANIFEST	IMPORT/EXPORT	TRANSPORTER	TRUCK #	LICENSE PLATE	Tons
9/13/2024	A4	HBR006-24	1081	export	DI	31	AY590M	32.73
9/13/2024	A4	HBR006-24	1082	export	DI	6	AZ287B	31.45
9/13/2024	A4	HBR006-24	1083	export	DI	38	AY817Z	32.92
9/13/2024	A3	HBR006-24	1084	export	DI	12	AZ283B	32.91
9/13/2024	A3	HBR006-24	1085	export	DI	21	AX120P	32.32
9/13/2024	A3	HBR006-24	1086	export	CF BRO	16	AY6883	33.44
9/13/2024	A3	HBR006-24	1087	export	DI	7	AR713H	30.91
9/13/2024	A3	HBR006-24	1088	export	CF BRO	12	AY995C	31.8
9/13/2024	A3	HBR006-24	1089	export	CF BRO	18	AZ982E	30.99
9/13/2024	A3	HBR006-24	1090	export	DI	33	AY861M	31.45
9/13/2024	A3	HBR006-24	1091	export	CF BRO	17	AY672M	32.54
9/13/2024	A3	HBR006-24	1092	export	DI	23	AX122P	31.59
9/13/2024	A3	HBR006-24	1093	export	DI	15	AW270H	32.09
9/13/2024	A3	HBR006-24	1094	export	DI	55	AY970R	32.27
9/13/2024	A3	HBR006-24	1095	export	DI	5	AY592M	31.19
9/13/2024	A3	HBR006-24	1096	export	DI	3	AY713E	32.77
9/13/2024	A3	HBR006-24	1097	export	DI	28	AY973B	33.03
9/13/2024	A3	HBR006-24	1098	export	DI	53	AY511R	30.4
9/13/2024	A3	HBR006-24	1099	export	DI	2	AZ286B	31.08
9/13/2024	A2/A3	HBR006-24	1100	export	DI	44	AZ202C	31.71
9/13/2024	A2/A3	HBR006-24	1101	export	DI	46	AW408E	33.06
9/13/2024	A2/A3	HBR006-24	1102	export	DI	22	AX121P	33.09
9/13/2024	A2	HBR006-24	1103	export	DI	24	AX402W	31.34
9/13/2024	A2	HBR006-24	1104	export	DI	37	AY8162	31.01
9/23/2024	A1	HBR006-24	1105	export	SEBEST	2	AX581C	30.34
9/23/2024	A1	HBR006-24	1106	export	SEBEST	6	AZ483E	28.23
9/23/2024	A1	HBR006-24	1107	export	OSUNA	2	AW287S	35.24
9/23/2024	A1	HBR006-24	1108	export	OSUNA	3	AY204B	37.13
9/23/2024	A1	HBR006-24	1109	export	OSUNA	4	AZ664C	34.21
9/23/2024	A1	HBR006-24	1110	export	SEBEST	3	AY623Y	29.69
9/23/2024	A1	HBR006-24	1111	export	OSUNA	1	AW592C	35.62
9/23/2024	A1	HBR006-24	1112	export	SEBEST	1	AY175C	28.63
9/23/2024	A1	HBR006-24	1113	export	SEBEST	6	AW250R	32.69
9/23/2024	A1	HBR006-24	1114	export	SEBEST	2	AX581C	31.18
9/23/2024	A1	HBR006-24	1115	export	SEBEST	6	AZ483E	33.04
9/23/2024	A1	HBR006-24	1116	export	OSUNA	2	AW287S	30.53
9/23/2024	A1	HBR006-24	1117	export	OSUNA	3	AY204B	35.55
9/23/2024	A1	HBR006-24	1118	export	OSUNA	4	AZ664C	34.2
9/23/2024	A1	HBR006-24	1119	export	OSUNA	1	AW592C	34.17
9/23/2024	A1	HBR006-24	1120	export	SEBEST	3	AY623Y	31.93
9/23/2024	A1	HBR006-24	1121	export	SEBEST	4	AW250R	32.87
9/23/2024	A1	HBR006-24	1122	export	SEBEST	5	AY736W	34.61
9/25/2024	A2	HBR006-24	1123	export	DI	34	AY862M	32.66
9/25/2024	A2	HBR006-24	1124	export	DI	24	AX402W	34.37
9/25/2024	A2	HBR006-24	1125	export	DI	55	AY970R	31.88
9/25/2024	A2	HBR006-24	1429	export	DI	36	AY585R	35.07

DATE	CELL ID/MATERIAL OR PRODUCT	DESTINATION/APPROVAL	MANIFEST	IMPORT/EXPORT	TRANSPORTER	TRUCK #	LICENSE PLATE	Tons
9/25/2024	A2	HBR006-24	1431	export	DI	33	AY861M	32.47
9/26/2024	A2	HBR006-24	1432	export	CF BRO	12	AY995C	31.23
9/26/2024	A2	HBR006-24	2123	export	CF BRO	16	AY688J	34.79
9/26/2024	A2	HBR006-24	450135	export	CF BRO	18	AZ982E	33.75
9/26/2024	A2	HBR006-24	450136	export	CF BRO	17	AY672N	33.98
9/30/2024	A1	HBR006-24	450137	export	DI	55	AY970R	34.2
9/30/2024	A1	HBR006-24	450138	export	DI	28	AY973B	33.81
9/30/2024	A2	HBR006-24	450139	export	DI	36	AY585R	34
9/30/2024	A2	HBR006-24	450140	export	DI	42	AZ284B	36.58
9/30/2024	A1	HBR006-24	450141	export	DI	37	AY8162	32.93
9/30/2024	A1	HBR006-24	450142	export	DI	38	AY817Z	32.5
9/30/2024	A1	HBR006-24	450143	export	DI	29	AY988C	33.62
9/30/2024	B1	MSM008-24	1011	export	DI	35	AY863M	32.9
9/30/2024	B1	MSM008-24	1012	export	DI	51	AY509R	29
9/30/2024	B1	MSM008-24	1013	export	DI	52	AY510R	31.26
10/1/2024	B1	MSM008-24	7201	export	DI	37	AY8162	32.69
10/1/2024	B1	MSM008-24	7202	export	DI	30	AY713E	31.86
10/1/2024	B1	MSM008-24	7203	export	DI	20	AX119P	31.52
10/1/2024	B1	MSM008-24	7204	export	DI	34	AY862M	32.17
10/1/2024	B1	MSM008-24	7205	export	DI	52	AY510R	32.04
10/1/2024	B1	MSM008-24	7206	export	DI	33	AY861M	33.73
10/1/2024	B1	MSM008-24	7207	export	DI	44	AZ202C	32.92
10/1/2024	B1	MSM008-24	7208	export	DI	46	AW408E	31.35
10/1/2024	B1	MSM008-24	7209	export	DI	30	AY713E	27.51
10/1/2024	B1	MSM008-24	7210	export	DI	12	AZ283B	28.85
10/1/2024	B1	MSM008-24	7211	export	DI	37	AY816Z	28.57
10/1/2024	B1	MSM008-24	7212	export	DI	38	AY817Z	28.91
10/1/2024	B1	MSM008-24	7678	export	DI	33	AY863M	32.55
10/1/2024	B1	MSM008-24	7679	export	DI	31	AY590M	29.23
10/1/2024	B1	MSM008-24	7683	export	DI	34	AY862M	28.88
10/1/2024	B1	MSM008-24	7684	export	DI	20	AX119P	26.7
12/26/2024	B2, C2, D1	MSM008-24	66152	export	OSUNA	1	AW592C	28.25
12/26/2024	B2, C2, D1	MSM008-24	66153	export	SEBEST	1	AY175L	30.22
12/26/2024	B1, C1, B2, C2, D1	MSM008-24	66154	export	OSUNA	4	AZ664C	28
12/26/2024	B1, C1, B2, C2, D1	MSM008-24	66155	export	OSUNA	2	AW287S	32.25
12/26/2024	B2, C2, D1	MSM008-24	66156	export	SEBEST	3	AY623Y	30.25
12/26/2024	B2, C2, D1	MSM008-24	66157	export	SEBEST	2	AX581L	31.23
12/26/2024	B2, C2, D1	MSM008-24	66158	export	SEBEST	6	AZ483E	32.84
12/26/2024	B2, C2, D1	MSM008-24	66159	export	OSUNA	1	AW592C	33.77
12/26/2024	B2, C2, D1	MSM008-24	66160	export	OSUNA	4	AZ664C	30.5
12/26/2024	B2, C2, D1	MSM008-24	66161	export	SEBEST	5	AY736W	31.17
12/27/2024	B2, C2, D1	MSM008-24	66162	export	SEBEST	5	AY736W	29.75
12/27/2024	B2, C2, D1	MSM008-24	66163	export	SEBEST	3	AY623Y	28.8
12/27/2024	B2, C2, D1	MSM008-24	66164	export	SEBEST	1	AY175L	30
12/30/2024	B2, C2, D1	MSM008-24	7575	export	SEBEST	6	AZ483E	26.86
12/30/2024	B2, C2, D1	MSM008-24	7576	export	SEBEST	5	AY736W	23.52

EarthEfficient HBR LLC
3189 Belvidere Road
Phillipsburg NJ, 08865

EARTHEFFICIENT
HARMONY
Belvidere Rd

Ticket #: 13122
Date: 09/04/2024 10:16 AM
Phone: (718) 702-3574

Customer: HBR006-24
140-150 Westchester Ave
140-150 Westchester Ave
Port Chester NY, 10573

Generator: Port Chester OZ Fund III QOZB, LLC
359 Springfield Ave

Summit , NJ 07901

DI TRUCKING 35 - AY863M
Manifest: 1001

Remarks: Thank you, Drive Safely !!!!

Signature:

Weighmaster: VS - Vincent Sebastiano (32566)

Material	Quantity	Gross	Tare	Net
NJ RES FILL	27.97 tn	84,820	28,880	55,940

EARTH EFFICIENT HARMONY

718.702.3574

B/22

NON-HAZARDOUS MATERIAL MANIFEST

#1001

GENERATOR

Generator Name: Port Chester OZ Fund III QOZB, LLC

Address: 359 Springfield Ave

Summit, NJ 07901

Phone No. 8 4 5 - 8 6 3 9 5 4 8

Generating Location: 140-150 Westchester Ave

Address: 140-150 Westchester Ave

Port Chester, NY 10573

NYSDEC BCP Site #C360222

Description of Material

N.J.A.C. 7:26D Residential Soil Remediation Standards

Sample / Cell ID: Comp-A5

I hereby certify that the above named material does not contain free liquid as defined by 40 CFR Part 260.10 or any applicable state law, is not a hazardous waste as defined by 40 CFR Part 261 or any applicable state law, has been properly described, classified and packaged, and is in proper condition for transportation according to applicable regulations.

Generator Authorized Agent Name | Signature | 09 04 24 Shipment Date

TRANSPORTER

Truck No. 35

Transporter Name DE

Address

Phone No.

Driver Name (Print)

Vehicle License No./State AY 863M

I hereby certify that the above named material was picked up at the generator site listed above.

Driver Signature | 09 04 24 Shipment Date

DESTINATION (Please Select One)

EARTH EFFICIENT HARMONY Belvidere Rd ☑

3189 Belvidere Road, Phillipsburg, New Jersey 08865
SESC # 24004 | Mine Reg. # 004885

Approval Code: HBR006-24

EARTH EFFICIENT HARMONY Foul Rift ☑

1 Foul Rift Road, Belvidere, New Jersey 07823
SESC # 13035-16055-20012 | Mine Reg. # 004886

Approval Code: HFR012-24

Name of Authorized Agent | Signature | Receipt Date

White - Destination **Yellow - Transporter** **Pink - Generator** **Goldenrod - Consultant**

EarthEfficient HBR LLC
3189 Belvidere Road
Phillipsburg NJ, 08865

EARTH
HARMONY
Belvidere Rd

Ticket #: 13125
Date: 09/04/2024 10:31 AM
Phone: (718) 702-3574

Customer: HBR006-24
140-150 Westchester Ave
140-150 Westchester Ave
Port Chester NY, 10573

Generator: Port Chester OZ Fund III QOZB, LLC
359 Springfield Ave
Summit , NJ 07901

DI TRUCKING 22 - AX121P
Manifest: 1002

Remarks: Thank you, Drive Safely !!!!

Signature:

Weighmaster: VS - Vincent Sebastiano (32566)

Material	Quantity	Gross	Tare	Net
NJ RES FILL	32.64 tn	93,880	28,600	65,280

EARTH EFFICIENT HARMONY

13125

718.702.3574

NON-HAZARDOUS MATERIAL MANIFEST

#1002

GENERATOR

Generator Name: Port Chester OZ Fund III QOZB, LLC

Address: 359 Springfield Ave

Summit, NJ 07901

Phone No. 8 4 5 - 8 6 3 9 5 4 8

Generating Location: 140-150 Westchester Ave

Address: 140-150 Westchester Ave

Port Chester, NY 10573

NYSDEC BCP Site #C360222

Description of Material

N.J.A.C. 7:26D Residential Soil Remediation Standards

Sample / Cell ID: Comp-A5

I hereby certify that the above named material does not contain free liquid as defined by 40 CFR Part 260.10 or any applicable state law, is not a hazardous waste as defined by 40 CFR Part 261 or any applicable state law, has been properly described, classified and packaged, and is in proper condition for transportation according to applicable regulations.

Jonathon Tangen — Generator Authorized Agent Name

Signature

09 04 24 — Shipment Date

TRANSPORTER

Truck No. 22

Transporter Name DI

Address

Phone No.

Driver Name (Print) CLAUDIO LOPES

Vehicle License No./State AX121P

I hereby certify that the above named material was picked up at the generator site listed above.

Driver Signature

09 04 24 — Shipment Date

DESTINATION (Please Select One)

EARTH EFFICIENT HARMONY Belvidere Rd ☑

3189 Belvidere Road, Phillipsburg, New Jersey 08865
SESC # 24004 | Mine Reg. # 004885

Approval Code: HBR006-24

VINS — Name of Authorized Agent

Signature

EARTH EFFICIENT HARMONY Foul Rift ☐

1 Foul Rift Road, Belvidere, New Jersey 07823
SESC # 13035-16055-20012 | Mine Reg. # 004886

Approval Code: HFR012-24

09 04 24 — Receipt Date

White - Destination **Yellow - Transporter** **Pink - Generator** **Goldenrod - Consultant**

EarthEfficient HBR LLC
3189 Belvidere Road
Phillipsburg NJ, 08865

EARTH
HARMONY
Belvidere Rd

Ticket #: 13126
Date: 09/04/2024 10:33 AM
Phone: (718) 702-3574

Customer: HBR006-24
140-150 Westchester Ave
140-150 Westchester Ave
Port Chester NY, 10573

Generator:Port Chester OZ Fund III QOZB, LLC
359 Springfield Ave
Summit , NJ 07901

DI TRUCKING 20 - AX119P
Manifest: 1003

Remarks: Thank you, Drive Safely !!!!

Signature:

Weighmaster: VS - Vincent Sebastiano (32566)

Material	Quantity	Gross	Tare	Net
NJ RES FILL	30.54 tn	89,860	28,780	61,080

EARTH EFFICIENT HARMONY

13126

718.702.3574

NON-HAZARDOUS MATERIAL MANIFEST

#1003

GENERATOR

Generator Name: Port Chester OZ Fund III QOZB, LLC

Address: 359 Springfield Ave

Summit, NJ 07901

Phone No. 8 4 5 - 8 6 3 9 5 4 8

Generating Location: 140-150 Westchester Ave

Address: 140-150 Westchester Ave

Port Chester, NY 10573

NYSDEC BCP Site #C360222

Description of Material

N.J.A.C. 7:26D Residential Soil Remediation Standards

Sample / Cell ID: Comp-A5

I hereby certify that the above named material does not contain free liquid as defined by 40 CFR Part 260.10 or any applicable state law, is not a hazardous waste as defined by 40 CFR Part 261 or any applicable state law, has been properly described, classified and packaged, and is in proper condition for transportation according to applicable regulations.

Jonathan Tanzer — Generator Authorized Agent Name

Signature

09 04 24 — Shipment Date

TRANSPORTER

Truck No. 20

Transporter Name DI

Address

Phone No.

Driver Name (Print) Gio Rodriguez

Vehicle License No./State AX119P

I hereby certify that the above named material was picked up at the generator site listed above.

Driver Signature

09 04 24 — Shipment Date

DESTINATION (Please Select One)

EARTH EFFICIENT HARMONY Belvidere Rd ☒

3189 Belvidere Road, Phillipsburg, New Jersey 08865
SESC # 24004 | Mine Reg. # 004885

Approval Code: HBR006-24

EARTH EFFICIENT HARMONY Foul Rift ☐

1 Foul Rift Road, Belvidere, New Jersey 07823
SESC # 13035-16055-20012 | Mine Reg. # 004886

Approval Code: HFR012-24

Name of Authorized Agent

Signature

09 04 24 — Receipt Date

White - Destination **Yellow - Transporter** **Pink - Generator** **Goldenrod - Consultant**

EarthEfficient HBR LLC
3189 Belvidere Road
Phillipsburg NJ, 08865

EARTH
HARMONY
Belvidere Rd

Ticket #: 13127
Date: 09/04/2024 10:41 AM
Phone: (718) 702-3574

Customer: HBR006-24
140-150 Westchester Ave
140-150 Westchester Ave
Port Chester NY, 10573

Generator: Port Chester OZ Fund III QOZB, LLC
359 Springfield Ave
Summit , NJ 07901

DI TRUCKING 54 - AY969R
Manifest: 1004

Remarks: Thank you, Drive Safely !!!!

Signature:

Weighmaster: VS - Vincent Sebastiano (32566)

Material	Quantity	Gross	Tare	Net
NJ RES FILL	30.45 tn	88,100	27,200	60,900

EARTH EFFICIENT HARMONY

13127

718.702.3574

NON-HAZARDOUS MATERIAL MANIFEST

#1004

GENERATOR

Generator Name: Port Chester OZ Fund III QOZB, LLC

Address: 359 Springfield Ave
Summit, NJ 07901

Phone No. 845-8639548

Generating Location: 140-150 Westchester Ave

Address: 140-150 Westchester Ave
Port Chester, NY 10573
NYSDEC BCP Site #C360222

Description of Material

N.J.A.C. 7:26D Residential Soil Remediation Standards

Sample / Cell ID: Comp-A5

I hereby certify that the above named material does not contain free liquid as defined by 40 CFR Part 260.10 or any applicable state law, is not a hazardous waste as defined by 40 CFR Part 261 or any applicable state law, has been properly described, classified and packaged, and is in proper condition for transportation according to applicable regulations.

Jon Tangen
Generator Authorized Agent Name

Signature

090424
Shipment Date

TRANSPORTER

Truck No. 54

Transporter Name DI

Address

Phone No.

Driver Name (Print) Guido Valleso

Vehicle License No./State AY969R

I hereby certify that the above named material was picked up at the generator site listed above.

Driver Signature

090424
Shipment Date

DESTINATION (Please Select One)

EARTH EFFICIENT HARMONY Belvidere Rd

3189 Belvidere Road, Phillipsburg, New Jersey 08865
SESC # 24004 | Mine Reg. # 004885

EARTH EFFICIENT HARMONY Foul Rift

1 Foul Rift Road, Belvidere, New Jersey 07823
SESC # 13035-16055-20012 | Mine Reg. # 004886

Approval Code: HBR006-24

Approval Code: HFR012-24

Name of Authorized Agent

Signature

090424
Receipt Date

White - Destination | Yellow - Transporter | Pink - Generator | Goldenrod - Consultant

EarthEfficient HBR LLC
3189 Belvidere Road
Phillipsburg NJ, 08865

EARTH
HARMONY
Belvidere Rd

Ticket #: 13128
Date: 09/04/2024 10:54 AM
Phone: (718) 702-3574

Customer: HBR006-24
140-150 Westchester Ave
140-150 Westchester Ave
Port Chester NY, 10573

Generator: Port Chester OZ Fund III QOZB, LLC
359 Springfield Ave
Summit , NJ 07901

DI TRUCKING 37 - AY816Z
Manifest: 1005

Remarks: Thank you, Drive Safely !!!!

Signature:

Weighmaster: VS - Vincent Sebastiano (32566)

Material	Quantity	Gross	Tare	Net
NJ RES FILL	29.33 tn	88,460	29,800	58,660

EARTH EFFICIENT HARMONY

718.702.3574

13128

NON-HAZARDOUS MATERIAL MANIFEST

#1005

GENERATOR

Generator Name: Port Chester OZ Fund III QOZB, LLC

Address: 359 Springfield Ave

Summit, NJ 07901

Phone No. 8 4 5 - 8 6 3 9 5 4 8

Generating Location: 140-150 Westchester Ave

Address: 140-150 Westchester Ave

Port Chester, NY 10573

NYSDEC BCP Site #C360222

Description of Material

N.J.A.C. 7:26D Residential Soil Remediation Standards

Sample / Cell ID: Comp-A5

I hereby certify that the above named material does not contain free liquid as defined by 40 CFR Part 260.10 or any applicable state law, is not a hazardous waste as defined by 40 CFR Part 261 or any applicable state law, has been properly described, classified and packaged, and is in proper condition for transportation according to applicable regulations.

Jon Tanger — Generator Authorized Agent Name

Jon Tanger — Signature

09 04 24 — Shipment Date

TRANSPORTER

Truck No. 37

Transporter Name DE

Address

Phone No.

Driver Name (Print) T. WILSON

Vehicle License No./State FAY 8162

I hereby certify that the above named material was picked up at the generator site listed above.

Driver Signature

09 04 24 — Shipment Date

DESTINATION (Please Select One)

EARTH EFFICIENT HARMONY Belvidere Rd ☑

3189 Belvidere Road, Phillipsburg, New Jersey 08865
SESC # 24004 | Mine Peg. # 004885

Approval Code: HBR006-24

EARTH EFFICIENT HARMONY Foul Rift ☐

1 Foul Rift Road, Belvidere, New Jersey 07823
SESC # 13035-16055-20012 | Mine Reg. # 004886

Approval Code: HFR012-24

Name of Authorized Agent — Signature — Receipt Date

White - Destination **Yellow - Transporter** **Pink - Generator** **Goldenrod - Consultant**

EarthEfficient HBR LLC
3189 Belvidere Road
Phillipsburg NJ, 08865

EARTHEFFICIENT LLC
HARMONY
Belvidere Rd

Ticket #: 13129
Date: 09/04/2024 11:00 AM
Phone: (718) 702-3574

Customer: HBR006-24
140-150 Westchester Ave
140-150 Westchester Ave
Port Chester NY, 10573

Generator:Port Chester OZ Fund III QOZB, LLC
359 Springfield Ave

Summit , NJ 07901

CF BROS 16 - AY688J
Manifest: 1006

Remarks: Thank you, Drive Safely !!!!

Signature:

Weighmaster: VS - Vincent Sebastiano (32566)

Material	Quantity	Gross	Tare	Net
NJ RES FILL	29.81 tn	86,220	26,600	59,620

EARTHEFFICIENT HARMONY

13129

718.702.3574

NON-HAZARDOUS MATERIAL MANIFEST

#1006

GENERATOR

Generator Name: Port Chester OZ Fund III QOZB, LLC

Address: 359 Springfield Ave

Summit, NJ 07901

Phone No. 8 4 5 - 8 6 3 9 5 4 8

Generating Location: 140-150 Westchester Ave

Address: 140-150 Westchester Ave

Port Chester, NY 10573

NYSDEC BCP Site #C360222

Description of Material

N.J.A.C. 7:26D Residential Soil Remediation Standards

Sample / Cell ID: Comp-A5

I hereby certify that the above named material does not contain free liquid as defined by 40 CFR Part 260.10 or any applicable state law, is not a hazardous waste as defined by 40 CFR Part 261 or any applicable state law, has been properly described, classified and packaged, and is in proper condition for transportation according to applicable regulations.

Jon Jansen — Generator Authorized Agent Name

Jon Jansen — Signature

09 04 24 — Shipment Date

TRANSPORTER

Truck No. 16

Transporter Name CF Bro

Address

Phone No.

Driver Name (Print) Maykel

Vehicle License No./State AY688J

I hereby certify that the above named material was picked up at the generator site listed above.

Driver Signature

09 04 24 — Shipment Date

DESTINATION (Please Select One)

EARTHEFFICIENT HARMONY Belvidere Rd — ☒

3189 Belvidere Road, Phillipsburg, New Jersey 08865
SESC # 24004 | Mine Reg. # 004885

EARTHEFFICIENT HARMONY Foul Rift — ☐

1 Foul Rift Road, Belvidere, New Jersey 07823
SESC # 13035-16055-20012 | Mine Reg. # 004886

Approval Code: HBR006-24

Name of Authorized Agent

Signature

Approval Code: HFR012-24

09 04 24 — Receipt Date

White - Destination **Yellow - Transporter** **Pink - Generator** **Goldenrod - Consultant**

EarthEfficient HBR LLC
3189 Belvidere Road
Phillipsburg NJ, 08865

EARTH
HARMONY
Belvidere Rd

Ticket #: 13130
Date: 09/04/2024 11:07 AM
Phone: (718) 702-3574

Customer: HBR006-24
140-150 Westchester Ave
140-150 Westchester Ave
Port Chester NY, 10573

Generator:Port Chester OZ Fund III QOZB, LLC
359 Springfield Ave
Summit , NJ 07901

CF BROS 17 - AY672N
Manifest: 1007

Remarks: Thank you, Drive Safely !!!!

Signature:

Weighmaster: VS - Vincent Sebastiano (32566)

Material	Quantity	Gross	Tare	Net
NJ RES FILL	32.19 tn	91,540	27,160	64,380

EARTH EFFICIENT HARMONY

718.702.3574

13130

NON-HAZARDOUS MATERIAL MANIFEST

#1007

GENERATOR

Generator Name: Port Chester OZ Fund III QOZB, LLC
Address: 359 Springfield Ave
Summit, NJ 07901
Phone No. 8 4 5 - 8 6 3 9 5 4 8

Generating Location: 140-150 Westchester Ave
Address: 140-150 Westchester Ave
Port Chester, NY 10573
NYSDEC BCP Site #C360222

Description of Material

N.J.A.C. 7:26D Residential Soil Remediation Standards

Sample / Cell ID: Comp-A5

I hereby certify that the above named material does not contain free liquid as defined by 40 CFR Part 260.10 or any applicable state law, is not a hazardous waste as defined by 40 CFR Part 261 or any applicable state law, has been properly described, classified and packaged, and is in proper condition for transportation according to applicable regulations.

Jon Tanger — Generator Authorized Agent Name
Jon Tanger — Signature
09042 4 — Shipment Date

TRANSPORTER

Truck No. 17
Transporter Name CF Bro
Address

Phone No.
Driver Name (Print) ANTONIO
Vehicle License No./State AY 672N

I hereby certify that the above named material was picked up at the generator site listed above.

Driver Signature
09042 4 — Shipment Date

DESTINATION (Please Select One)

EARTH EFFICIENT HARMONY Belvidere Rd ☑

3189 Belvidere Road, Phillipsburg, New Jersey 08865
SESC # 24004 | Mine Reg. # 004885

EARTH EFFICIENT HARMONY Foul Rift ☐

1 Foul Rift Road, Belvidere, New Jersey 07823
SESC # 13035-16055-20012 | Mine Reg. # 004886

Approval Code: HBR006-24

Name of Authorized Agent
Signature
Receipt Date 09042 4

White - Destination **Yellow - Transporter** **Pink - Generator** **Goldenrod - Consultant**

EarthEfficient HBR LLC
3189 Belvidere Road
Phillipsburg NJ, 08865

EARTHEFFICIENT
HARMONY
Belvidere Rd

Ticket #: 13135
Date: 09/04/2024 11:18 AM
Phone: (718) 702-3574

Customer: HBR006-24
140-150 Westchester Ave
140-150 Westchester Ave
Port Chester NY, 10573

Generator: Port Chester OZ Fund III QOZB, LLC
359 Springfield Ave
Summit , NJ 07901

CF BROS 15 - AW777M
Manifest: 1008

Remarks: Thank you, Drive Safely !!!!

Signature: 

Weighmaster: VS - Vincent Sebastiano (32566)

Material	Quantity	Gross	Tare	Net
NJ RES FILL	31.11 tn	89,720	27,500	62,220

EARTH EFFICIENT HARMONY

718.702.3574

1335

NON-HAZARDOUS MATERIAL MANIFEST

#1008

GENERATOR

Generator Name: Port Chester OZ Fund III QOZB, LLC

Address: 359 Springfield Ave

Summit, NJ 07901

Phone No. 8 4 5 - 8 6 3 9 5 4 8

Generating Location: 140-150 Westchester Ave

Address: 140-150 Westchester Ave

Port Chester, NY 10573

NYSDEC BCP Site #C360222

Description of Material

N.J.A.C. 7:26D Residential Soil Remediation Standards

Sample / Cell ID: Comp-A5

I hereby certify that the above named material does not contain free liquid as defined by 40 CFR Part 260.10 or any applicable state law, is not a hazardous waste as defined by 40 CFR Part 261 or any applicable state law, has been properly described, classified and packaged, and is in proper condition for transportation according to applicable regulations.

Jon Tangen — Generator Authorized Agent Name

Jon Tangen — Signature

09 04 24 — Shipment Date

TRANSPORTER

Truck No. 15

Transporter Name C.F Bro

Address

Phone No.

Driver Name (Print) Fredy U.

Vehicle License No./State AW777M

I hereby certify that the above named material was picked up at the generator site listed above.

Driver Signature

09 04 24 — Shipment Date

DESTINATION (Please Select One)

EARTH EFFICIENT HARMONY Belvidere Rd — ☑

3189 Belvidere Road, Phillipsburg, New Jersey 08865
SESC # 24004 | Mine Reg. # 004885

Approval Code: HBR006-24

Name of Authorized Agent

Signature

EARTH EFFICIENT HARMONY Foul Rift — ☐

1 Foul Rift Road, Belvidere, New Jersey 07823
SESC # 13035-16055-20012 | Mine Reg. # 004886

Approval Code: HFR012-24

09 04 24 — Receipt Date

White - Destination | Yellow - Transporter | Pink - Generator | Goldenrod - Consultant

EarthEfficient HBR LLC
3189 Belvidere Road
Phillipsburg NJ, 08865

EARTHEFFICIENT
HARMONY
Belvidere Rd

Ticket #: 13140
Date: 09/04/2024 12:22 PM
Phone: (718) 702-3574

Customer: HBR006-24
140-150 Westchester Ave
140-150 Westchester Ave
Port Chester NY, 10573

Generator: Port Chester OZ Fund III QOZB, LLC
359 Springfield Ave
Summit , NJ 07901

DI TRUCKING 34 - AY862M
Manifest: 1009

Remarks: Thank you, Drive Safely !!!!

Signature: Weighmaster: VS - Vincent Sebastiano (32566)

Material	Quantity	Gross	Tare	Net
NJ RES FILL	30.74 tn	90,400	28,920	61,480

EARTH EFFICIENT HARMONY

718.702.3574

13140

NON-HAZARDOUS MATERIAL MANIFEST

#1009

GENERATOR

Generator Name: Port Chester OZ Fund III QOZB, LLC

Address: 359 Springfield Ave
Summit, NJ 07901

Phone No. 845-8639548

Generating Location: 140-150 Westchester Ave

Address: 140-150 Westchester Ave
Port Chester, NY 10573
NYSDEC BCP Site #C360222

Description of Material

N.J.A.C. 7:26D Residential Soil Remediation Standards

Sample / Cell ID: Comp-A5 Comp-B5

I hereby certify that the above named material does not contain free liquid as defined by 40 CFR Part 260.10 or any applicable state law, is not a hazardous waste as defined by 40 CFR Part 261 or any applicable state law, has been properly described, classified and packaged, and is in proper condition for transportation according to applicable regulations.

Jon Tanzer — Generator Authorized Agent Name

Signature

090424 — Shipment Date

TRANSPORTER

Truck No. 34

Transporter Name DI

Address

Phone No.

Driver Name (Print) X CLEBERSON DE SOUZA

Vehicle License No./State HAY862M

I hereby certify that the above named material was picked up at the generator site listed above.

Driver Signature

090424 — Shipment Date

DESTINATION (Please Select One)

EARTH EFFICIENT HARMONY Belvidere Rd ☐

3189 Belvidere Road, Phillipsburg, New Jersey 08865
SESC # 24004 | Mine Reg. # 004885

Approval Code: HBR006-24

Name of Authorized Agent

Signature

EARTH EFFICIENT HARMONY Foul Rift ☐

1 Foul Rift Road, Belvidere, New Jersey 07823
SESC # 13035-16055-20012 | Mine Reg. # 004886

Approval Code: HFR012-24

Receipt Date

White - Destination **Yellow - Transporter** **Pink - Generator** **Goldenrod - Consultant**

EarthEfficient HBR LLC
3189 Belvidere Road
Phillipsburg NJ, 08865

EARTHEFFICIENT
HARMONY
Belvidere Rd

Ticket #: 13141
Date: 09/04/2024 1:57 PM
Phone: (718) 702-3574

Customer: HBR006-24
140-150 Westchester Ave
140-150 Westchester Ave
Port Chester NY, 10573

Generator: Port Chester OZ Fund III QOZB, LLC
359 Springfield Ave
Summit , NJ 07901

CF BROS 12 - AY995C
Manifest: 1011

Remarks: Thank you, Drive Safely !!!!

Signature:

Weighmaster: VS - Vincent Sebastiano (32566)

Material	Quantity	Gross	Tare	Net
NJ RES FILL	30.98 tn	89,200	27,240	61,960

EARTH EFFICIENT HARMONY

B141

718.702.3574

NON-HAZARDOUS MATERIAL MANIFEST

#1011

GENERATOR

Generator Name: Port Chester OZ Fund III QOZB, LLC

Address: 359 Springfield Ave

Summit, NJ 07901

Phone No. 8 4 5 - 8 6 3 9 5 4 8

Generating Location: 140-150 Westchester Ave

Address: 140-150 Westchester Ave

Port Chester, NY 10573

NYSDEC BCP Site #C360222

Description of Material

N.J.A.C. 7:26D Residential Soil Remediation Standards

Sample / Cell ID: Comp-B5

I hereby certify that the above named material does not contain free liquid as defined by 40 CFR Part 260.10 or any applicable state law, is not a hazardous waste as defined by 40 CFR Part 261 or any applicable state law, has been properly described, classified and packaged, and is in proper condition for transportation according to applicable regulations.

Jon Tanger — Generator Authorized Agent Name

Jon Tanger — Signature

09 04 24 — Shipment Date

TRANSPORTER

Truck No. 12

Transporter Name CF Bro

Address

Phone No.

Driver Name (Print) Jose

Vehicle License No./State AY 995C

I hereby certify that the above named material was picked up at the generator site listed above.

Jose — Driver Signature

09 04 24 — Shipment Date

DESTINATION (Please Select One)

EARTH EFFICIENT HARMONY Belvidere Rd ☑

3189 Belvidere Road, Phillipsburg, New Jersey 08865
SESC # 24004 | Mine Reg. # 004885

Approval Code: HBR006-24

Vins — Name of Authorized Agent

Signature

EARTH EFFICIENT HARMONY Foul Rift ☐

1 Foul Rift Road, Belvidere, New Jersey 07823
SESC # 13035-16055-20012 | Mine Reg. # 004886

Approval Code: HFR012-24

09/04/24 — Receipt Date

White - Destination | Yellow - Transporter | Pink - Generator | Goldenrod - Consultant

EarthEfficient HBR LLC
3189 Belvidere Road
Phillipsburg NJ, 08865

EARTHEFFICIENT
HARMONY
Belvidere Rd

Ticket #: 13142
Date: 09/04/2024 2:05 PM
Phone: (718) 702-3574

Customer: HBR006-24
140-150 Westchester Ave
140-150 Westchester Ave
Port Chester NY, 10573

Generator: Port Chester OZ Fund III QOZB, LLC
359 Springfield Ave

Summit , NJ 07901

DI TRUCKING 33 - AU119B
Manifest: 1010

Remarks: Thank you, Drive Safely !!!!

Signature:

Weighmaster: VS - Vincent Sebastiano (32566)

Material	Quantity	Gross	Tare	Net
NJ RES FILL	30.02 tn	88,960	28,920	60,040

EARTH EFFICIENT HARMONY

718.702.3574

BH2

NON-HAZARDOUS MATERIAL MANIFEST

#1010

GENERATOR

Generator Name: Port Chester OZ Fund III QOZB, LLC

Address: 359 Springfield Ave

Summit, NJ 07901

Phone No. 8 4 5 – 8 6 3 9 5 4 8

Generating Location: 140-150 Westchester Ave

Address: 140-150 Westchester Ave

Port Chester, NY 10573

NYSDEC BCP Site #C360222

Description of Material

N.J.A.C. 7:26D Residential Soil Remediation Standards

Sample / Cell ID: Comp-B5

I hereby certify that the above named material does not contain free liquid as defined by 40 CFR Part 260.10 or any applicable state law, is not a hazardous waste as defined by 40 CFR Part 261 or any applicable state law, has been properly described, classified and packaged, and is in proper condition for transportation according to applicable regulations.

Jon Tanger — Generator Authorized Agent Name

Signature

09 04 24 — Shipment Date

TRANSPORTER

Truck No. 33

Transporter Name DI

Address

Phone No.

Driver Name (Print) ALIRIO PINTO

Vehicle License No./State AY 861M

I hereby certify that the above named material was picked up at the generator site listed above.

Driver Signature

09 04 24 — Shipment Date

DESTINATION (Please Select One)

EARTH EFFICIENT HARMONY Belvidere Rd ☑

3189 Belvidere Road, Phillipsburg, New Jersey 08865
SESC # 24004 | Mine Reg. # 004885

Approval Code: HBR006-24

EARTH EFFICIENT HARMONY Foul Rift ☐

1 Foul Rift Road, Belvidere, New Jersey 07823
SESC # 13035-16055-20012 | Mine Reg. # 004886

Approval Code: HFR012-24

Name of Authorized Agent

Signature

10 04 24 — Receipt Date

White - Destination **Yellow - Transporter** **Pink - Generator** **Goldenrod - Consultant**

EarthEfficient HBR LLC
3189 Belvidere Road
Phillipsburg NJ, 08865

EARTHEFFICIENT HARMONY Belvidere Rd

Ticket #: 13144
Date: 09/04/2024 2:51 PM
Phone: (718) 702-3574

Customer: HBR006-24
140-150 Westchester Ave
140-150 Westchester Ave
Port Chester NY, 10573

Generator: Port Chester OZ Fund III QOZB, LLC
359 Springfield Ave

Summit , NJ 07901

DI TRUCKING 35 - AY863M
Manifest: 1012

Remarks: Thank you, Drive Safely !!!!

Signature:

Weighmaster: VS - Vincent Sebastiano (32566)

Material	Quantity	Gross	Tare	Net
NJ RES FILL	28.4 tn	85,680	28,880	56,800

EARTH EFFICIENT HARMONY

718.702.3574

B144

NON-HAZARDOUS MATERIAL MANIFEST

#1012

GENERATOR

Generator Name: Port Chester OZ Fund III QOZB, LLC

Address: 359 Springfield Ave

Summit, NJ 07901

Phone No. 8 4 5 - 8 6 3 9 5 4 8

Generating Location: 140-150 Westchester Ave

Address: 140-150 Westchester Ave

Port Chester, NY 10573

NYSDEC BCP Site #C360222

Description of Material

N.J.A.C. 7:26D Residential Soil Remediation Standards

Sample / Cell ID: Comp - B5

I hereby certify that the above named material does not contain free liquid as defined by 40 CFR Part 260.10 or any applicable state law, is not a hazardous waste as defined by 40 CFR Part 261 or any applicable state law, has been properly described, classified and packaged, and is in proper condition for transportation according to applicable regulations.

Tom Tarsen — Generator Authorized Agent Name

Signature

09 04 24 — Shipment Date

TRANSPORTER

Truck No. 35

Transporter Name DE

Address

Phone No.

Driver Name (Print) Victor H Salazar

Vehicle License No./State AY 863M

I hereby certify that the above named material was picked up at the generator site listed above.

Driver Signature

09 04 24 — Shipment Date

DESTINATION (Please Select One)

EARTH EFFICIENT HARMONY Belvidere Rd ☑

3189 Belvidere Road, Phillipsburg, New Jersey 08865
SESC # 24004 | Mine Reg. # 004885

Approval Code: HBR006-24

EARTH EFFICIENT HARMONY Foul Rift ☐

1 Foul Rift Road, Belvidere, New Jersey 07823
SESC # 13035-16055-20012 | Mine Reg. # 004886

Approval Code: HFR012-24

Name of Authorized Agent

Signature

09 04 24 — Receipt Date

White - Destination **Yellow - Transporter** **Pink - Generator** **Goldenrod - Consultant**

EarthEfficient HBR LLC
3189 Belvidere Road
Phillipsburg NJ, 08865

EARTHEFFICIENT HARMONY Belvidere Rd

Ticket #: 13145
Date: 09/04/2024 3:00 PM
Phone: (718) 702-3574

Customer: HBR006-24
140-150 Westchester Ave
140-150 Westchester Ave
Port Chester NY, 10573

Generator: Port Chester OZ Fund III QOZB, LLC
359 Springfield Ave

Summit , NJ 07901

DI TRUCKING 22 - AX121P
Manifest: 1013

Remarks: Thank you, Drive Safely !!!!

Signature:

Weighmaster: VS - Vincent Sebastiano (32566)

Material	Quantity	Gross	Tare	Net
NJ RES FILL	30.79 tn	90,180	28,600	61,580



EARTHEFFICIENT HARMONY

13/45

718.702.3574

NON-HAZARDOUS MATERIAL MANIFEST

#1013

GENERATOR

Generator Name: Port Chester OZ Fund III QOZB, LLC

Address: 359 Springfield Ave

Summit, NJ 07901

Phone No. 8 4 5 – 8 6 3 9 5 4 8

Generating Location: 140-150 Westchester Ave

Address: 140-150 Westchester Ave

Port Chester, NY 10573

NYSDEC BCP Site #C360222

Description of Material

N.J.A.C. 7:26D Residential Soil Remediation Standards

Sample / Cell ID: Comp-B5

I hereby certify that the above named material does not contain free liquid as defined by 40 CFR Part 260.10 or any applicable state law, is not a hazardous waste as defined by 40 CFR Part 261 or any applicable state law, has been properly described, classified and packaged, and is in proper condition for transportation according to applicable regulations.

Jon Tarver — Generator Authorized Agent Name

Jon Tarver — Signature

09 04 24 — Shipment Date

TRANSPORTER

Truck No. 22

Transporter Name DT

Address

Phone No.

Driver Name (Print) CLAUDIO LOPEZ

Vehicle License No./State AX1218

I hereby certify that the above named material was picked up at the generator site listed above.

Driver Signature

09 04 24 — Shipment Date

DESTINATION (Please Select One)

☒ EARTHEFFICIENT HARMONY Belvidere Rd

3189 Belvidere Road, Phillipsburg, New Jersey 08865

SESC # 24004 | Mine Reg. # 004885

Approval Code: HBR006-24

☐ EARTHEFFICIENT HARMONY Foul Rift

1 Foul Rift Road, Belvidere, New Jersey 07823

SESC # 13035-16055-20012 | Mine Reg. # 004886

Approval Code: HFR012-24

Name of Authorized Agent

Signature

Receipt Date

White - Destination **Yellow - Transporter** **Pink - Generator** **Goldenrod - Consultant**

EarthEfficient HBR LLC
3189 Belvidere Road
Phillipsburg NJ, 08865

EARTHEFFICIENT HARMONY Belvidere Rd

Ticket #: 13147
Date: 09/04/2024 3:11 PM
Phone: (718) 702-3574

Customer: HBR006-24
140-150 Westchester Ave
140-150 Westchester Ave
Port Chester NY, 10573

Generator: Port Chester OZ Fund III QOZB, LLC
359 Springfield Ave

Summit , NJ 07901

DI TRUCKING 20 - AX119P
Manifest: 1014

Remarks: Thank you, Drive Safely !!!!

Signature:

Weighmaster: VS - Vincent Sebastiano (32566)

Material	Quantity	Gross	Tare	Net
NJ RES FILL	29.51 tn	87,800	28,780	59,020



EARTH EFFICIENT HARMONY

718.702.3574

13147

NON-HAZARDOUS MATERIAL MANIFEST

#1014

GENERATOR

Generator Name: Port Chester OZ Fund III QOZB, LLC

Address: 359 Springfield Ave
Summit, NJ 07901

Phone No.: 845-8639548

Generating Location: 140-150 Westchester Ave

Address: 140-150 Westchester Ave
Port Chester, NY 10573
NYSDEC BCP Site #C360222

Description of Material

N.J.A.C. 7:26D Residential Soil Remediation Standards

Sample / Cell ID: Comp-B5

I hereby certify that the above named material does not contain free liquid as defined by 40 CFR Part 260.10 or any applicable state law, is not a hazardous waste as defined by 40 CFR Part 261 or any applicable state law, has been properly described, classified and packaged, and is in proper condition for transportation according to applicable regulations.

Jon Tanger — Generator Authorized Agent Name

Signature

09/09/24 — Shipment Date

TRANSPORTER

Truck No.: 20

Transporter Name: PI

Address:

Phone No.:

Driver Name (Print): Gio Rodriguez

Vehicle License No./State: AX 119P

I hereby certify that the above named material was picked up at the generator site listed above.

Driver Signature

09/09/24 — Shipment Date

DESTINATION (Please Select One)

EARTH EFFICIENT HARMONY Belvidere Rd

3189 Belvidere Road, Phillipsburg, New Jersey 08865
SESC # 24004 | Mine Reg. # 004885

Approval Code: HBR006-24

Name of Authorized Agent

Signature

EARTH EFFICIENT HARMONY Foul Rift

☐

1 Foul Rift Road, Belvidere, New Jersey 07823
SESC # 13035-16055-20012 | Mine Reg. # 004886

Approval Code: HFR012-24

Signature

09/09/24 — Receipt Date

White - Destination | Yellow - Transporter | Pink - Generator | Goldenrod - Consultant

EarthEfficient HBR LLC
3189 Belvidere Road
Phillipsburg NJ, 08865

EARTHEFFICIENT
HARMONY
Belvidere Rd

Ticket #: 13148
Date: 09/04/2024 3:16 PM
Phone: (718) 702-3574

Customer: HBR006-24
140-150 Westchester Ave
140-150 Westchester Ave
Port Chester NY, 10573

Generator: Port Chester OZ Fund III QOZB, LLC
359 Springfield Ave

Summit , NJ 07901

DI TRUCKING 54 - AY969R
Manifest: 1015

Remarks: Thank you, Drive Safely !!!!

Signature:

Weighmaster: VS - Vincent Sebastiano (32566)

Material	Quantity	Gross	Tare	Net
NJ RES FILL	31.98 tn	91,160	27,200	63,960

EARTH EFFICIENT HARMONY

13148

718.702.3574

NON-HAZARDOUS MATERIAL MANIFEST

#1015

GENERATOR

Generator Name: Port Chester OZ Fund III QOZB, LLC

Address: 359 Springfield Ave

Summit, NJ 07901

Phone No. 8 4 5 - 8 6 3 9 5 4 8

Generating Location: 140-150 Westchester Ave

Address: 140-150 Westchester Ave

Port Chester, NY 10573

NYSDEC BCP Site #C360222

Description of Material

N.J.A.C. 7:26D Residential Soil Remediation Standards

Sample / Cell ID: Comp-B5

I hereby certify that the above named material does not contain free liquid as defined by 40 CFR Part 260.10 or any applicable state law, is not a hazardous waste as defined by 40 CFR Part 261 or any applicable state law, has been properly described, classified and packaged, and is in proper condition for transportation according to applicable regulations.

Jon Tanger — Generator Authorized Agent Name

Signature

09 04 24 — Shipment Date

TRANSPORTER

Truck No. 54

Transporter Name VI

Address

Phone No.

Driver Name (Print) Guido Amato

Vehicle License No./State AY969R

I hereby certify that the above named material was picked up at the generator site listed above.

Driver Signature

09 04 24 — Shipment Date

DESTINATION (Please Select One)

EARTH EFFICIENT HARMONY Belvidere Rd

3189 Belvidere Road, Phillipsburg, New Jersey 08865
SESC # 24004 | Mine Reg. # 004885

Approval Code: HBR006-24

Name of Authorized Agent

Signature

EARTH EFFICIENT HARMONY Foul Rift

1 Foul Rift Road, Belvidere, New Jersey 07823
SESC # 13035-16055-20012 | Mine Reg. # 004886

Approval Code: HFR012-24

09 04 24 — Receipt Date

White - Destination | Yellow - Transporter | Pink - Generator | Goldenrod - Consultant

EarthEfficient HBR LLC
3189 Belvidere Road
Phillipsburg NJ, 08865

EARTHEFFICIENT HARMONY Belvidere Rd

Ticket #: 13149
Date: 09/04/2024 3:18 PM
Phone: (718) 702-3574

Customer: HBR006-24
140-150 Westchester Ave
140-150 Westchester Ave
Port Chester NY, 10573

Generator: Port Chester OZ Fund III QOZB, LLC
359 Springfield Ave

Summit , NJ 07901

DI TRUCKING 37 - AY816Z
Manifest: 1016

Remarks: Thank you, Drive Safely !!!!

Signature:

Weighmaster: VS - Vincent Sebastiano (32566)

Material	Quantity	Gross	Tare	Net
NJ RES FILL	29.84 tn	89,480	29,800	59,680

EARTHEFFICIENT HARMONY

13149

718.702.3574

NON-HAZARDOUS MATERIAL MANIFEST

#1016

GENERATOR

Generator Name: Port Chester OZ Fund III QOZB, LLC

Address: 359 Springfield Ave

Summit, NJ 07901

Phone No. 845-8639548

Generating Location: 140-150 Westchester Ave

Address: 140-150 Westchester Ave

Port Chester, NY 10573

NYSDEC BCP Site #C360222

Description of Material

N.J.A.C. 7:26D Residential Soil Remediation Standards

Sample / Cell ID: Comp-B5

I hereby certify that the above named material does not contain free liquid as defined by 40 CFR Part 260.10 or any applicable state law, is not a hazardous waste as defined by 40 CFR Part 261 or any applicable state law, has been properly described, classified and packaged, and is in proper condition for transportation according to applicable regulations.

Generator Authorized Agent Name | Signature | Shipment Date: 090424

TRANSPORTER

Truck No. 37

Transporter Name DI

Address

Phone No.

Driver Name (Print) J. Wilson

Vehicle License No./State AY816Z

I hereby certify that the above named material was picked up at the generator site listed above.

Driver Signature | Shipment Date: 090424

DESTINATION (Please Select One)

EARTHEFFICIENT HARMONY Belvidere Rd ☒

3189 Belvidere Road, Phillipsburg, New Jersey 08865

SESC # 24004 | Mine Reg. # 004885

Approval Code: HBR006-24

EARTHEFFICIENT HARMONY Foul Rift ☐

1 Foul Rift Road, Belvidere, New Jersey 07823

SESC # 13035-16055-20012 | Mine Reg. # 004886

Approval Code: HFR012-24

Name of Authorized Agent | Signature | Receipt Date: 090424

White - Destination **Yellow - Transporter** **Pink - Generator** **Goldenrod - Consultant**

EarthEfficient HBR LLC
3189 Belvidere Road
Phillipsburg NJ, 08865

EARTHEFFICIENT HARMONY Belvidere Rd

Ticket #: 13152
Date: 09/04/2024 3:36 PM
Phone: (718) 702-3574

Customer: HBR006-24
140-150 Westchester Ave
140-150 Westchester Ave
Port Chester NY, 10573

Generator:Port Chester OZ Fund III QOZB, LLC
359 Springfield Ave

Summit , NJ 07901

CF BROS 16 - AY688J
Manifest: 1017

Remarks: Thank you, Drive Safely !!!!

Signature:

Weighmaster: VS - Vincent Sebastiano (32566)

Material	Quantity	Gross	Tare	Net
NJ RES FILL	30.75 tn	88,100	26,600	61,500

EARTH EFFICIENT HARMONY

718.702.3574

13/52

NON-HAZARDOUS MATERIAL MANIFEST

#1017

GENERATOR

Generator Name: Port Chester OZ Fund III QOZB, LLC

Address: 359 Springfield Ave

Summit, NJ 07901

Phone No. 8 4 5 - 8 6 3 9 5 4 8

Generating Location: 140-150 Westchester Ave

Address: 140-150 Westchester Ave

Port Chester, NY 10573

NYSDEC BCP Site #C360222

Description of Material

N.J.A.C. 7:26D Residential Soil Remediation Standards

Sample / Cell ID: Comp-B5

I hereby certify that the above named material does not contain free liquid as defined by 40 CFR Part 260.10 or any applicable state law, is not a hazardous waste as defined by 40 CFR Part 261 or any applicable state law, has been properly described, classified and packaged, and is in proper condition for transportation according to applicable regulations.

Jon Tanger — Generator Authorized Agent Name

Signature

09 04 24 — Shipment Date

TRANSPORTER

Truck No. 16

Transporter Name Cf Bro

Address

Phone No.

Driver Name (Print) Mayrel

Vehicle License No./State AY688J

I hereby certify that the above named material was picked up at the generator site listed above.

Driver Signature

09 04 24 — Shipment Date

DESTINATION (Please Select One)

EARTH EFFICIENT HARMONY Belvidere Rd ☒

3189 Belvidere Road, Phillipsburg, New Jersey 08865
SESC # 24004 | Mine Reg. # 004885

Approval Code: HBR006-24

EARTH EFFICIENT HARMONY Foul Rift ☐

1 Foul Rift Road, Belvidere, New Jersey 07823
SESC # 13035-16055-20012 | Mine Reg. # 004886

Approval Code: HFR012-24

Name of Authorized Agent

Signature

09 04 24 — Receipt Date

White - Destination **Yellow - Transporter** **Pink - Generator** **Goldenrod - Consultant**

EarthEfficient HBR LLC
3189 Belvidere Road
Phillipsburg NJ, 08865

EARTHEFFICIENT HARMONY Belvidere Rd

Ticket #: 13153
Date: 09/04/2024 3:37 PM
Phone: (718) 702-3574

Customer: HBR006-24
140-150 Westchester Ave
140-150 Westchester Ave
Port Chester NY, 10573

Generator: Port Chester OZ Fund III QOZB, LLC
359 Springfield Ave

Summit , NJ 07901

CF BROS 17 - AY672N
Manifest: 1018

Remarks: Thank you, Drive Safely !!!!

Signature:

Weighmaster: VS - Vincent Sebastiano (32566)

Material	Quantity	Gross	Tare	Net
NJ RES FILL	30.33 tn	87,820	27,160	60,660

EARTHEFFICIENT HARMONY

13153

718.702.3574

NON-HAZARDOUS MATERIAL MANIFEST

#1018

GENERATOR

Generator Name: Port Chester OZ Fund III QOZB, LLC

Address: 359 Springfield Ave

Summit, NJ 07901

Phone No. 8 4 5 - 8 6 3 9 5 4 8

Generating Location: 140-150 Westchester Ave

Address: 140-150 Westchester Ave

Port Chester, NY 10573

NYSDEC BCP Site #C360222

Description of Material

N.J.A.C. 7:26D Residential Soil Remediation Standards

Sample / Cell ID: Comp-B5

I hereby certify that the above named material does not contain free liquid as defined by 40 CFR Part 260.10 or any applicable state law, is not a hazardous waste as defined by 40 CFR Part 261 or any applicable state law, has been properly described, classified and packaged, and is in proper condition for transportation according to applicable regulations.

Jon Tangen — Generator Authorized Agent Name

Signature

09/04/24 — Shipment Date

TRANSPORTER

Truck No. 17

Transporter Name CF Bro

Address

Phone No.

Driver Name (Print) ANTONIO

Vehicle License No/State AY67ZN

I hereby certify that the above named material was picked up at the generator site listed above.

Driver Signature

09/09/24 — Shipment Date

DESTINATION (Please Select One)

EARTHEFFICIENT HARMONY Belvidere Rd ☐

3189 Belvidere Road, Phillipsburg, New Jersey 08865
SESC # 24004 | Mine Reg. # 004885

Approval Code: HBR006-24

EARTHEFFICIENT HARMONY Foul Rift ☐

1 Foul Rift Road, Belvidere, New Jersey 07823
SESC # 13035-16055-20012 | Mine Reg. # 004886

Approval Code: HFR012-24

Name of Authorized Agent

Signature

09/09/24 — Receipt Date

White - Destination **Yellow - Transporter** **Pink - Generator** **Goldenrod - Consultant**

EarthEfficient HBR LLC
3189 Belvidere Road
Phillipsburg NJ, 08865

EARTHEFFICIENT HARMONY Belvidere Rd

Ticket #: 13157
Date: 09/04/2024 3:58 PM
Phone: (718) 702-3574

Customer: HBR006-24
140-150 Westchester Ave
140-150 Westchester Ave
Port Chester NY, 10573

Generator: Port Chester OZ Fund III QOZB, LLC
359 Springfield Ave

Summit , NJ 07901

CF BROS 15 - AW777M
Manifest: 1019

Remarks: Thank you, Drive Safely !!!!

Signature: 

Weighmaster: VS - Vincent Sebastiano (32566)

Material	Quantity	Gross	Tare	Net
NJ RES FILL	29.51 tn	86,520	27,500	59,020

EARTH EFFICIENT HARMONY

718.702.3574

13/57

NON-HAZARDOUS MATERIAL MANIFEST

#1019

GENERATOR

Generator Name: Port Chester OZ Fund III QOZB, LLC

Address: 359 Springfield Ave

Summit, NJ 07901

Phone No. 8 4 5 - 8 6 3 9 5 4 8

Generating Location: 140-150 Westchester Ave

Address: 140-150 Westchester Ave

Port Chester, NY 10573

NYSDEC BCP Site #C360222

Description of Material

N.J.A.C. 7:26D Residential Soil Remediation Standards

Sample / Cell ID: Comp-B5

I hereby certify that the above named material does not contain free liquid as defined by 40 CFR Part 260.10 or any applicable state law, is not a hazardous waste as defined by 40 CFR Part 261 or any applicable state law, has been properly described, classified and packaged, and is in proper condition for transportation according to applicable regulations.

Jon Tanger — Generator Authorized Agent Name

Jon Tanger — Signature

09 04 24 — Shipment Date

TRANSPORTER

Truck No. 15

Transporter Name C F Bros

Address

Phone No.

Driver Name (Print) Freddy U.

Vehicle License No./State AW 777 M

I hereby certify that the above named material was picked up at the generator site listed above.

Driver Signature

09 04 24 — Shipment Date

DESTINATION (Please Select One)

EARTH EFFICIENT HARMONY Belvidere Rd ☒

3189 Belvidere Road, Phillipsburg, New Jersey 08865
SESC # 24004 | Mine Reg. # 004885

Approval Code: HBR006-24

Name of Authorized Agent

Signature

EARTH EFFICIENT HARMONY Foul Rift ☐

1 Foul Rift Road, Belvidere, New Jersey 07823
SESC # 13035-16055-20012 | Mine Reg. # 004886

Approval Code: HFR012-24

09 04 24 — Receipt Date

White - Destination | Yellow - Transporter | Pink - Generator | Goldenrod - Consultant

EarthEfficient HBR LLC
3189 Belvidere Road
Phillipsburg NJ, 08865

EARTHEFFICIENT
HARMONY
Belvidere Rd

Ticket #: 13188
Date: 09/05/2024 2:44 PM
Phone: (718) 702-3574

Customer: HBR006-24
140-150 Westchester Ave
140-150 Westchester Ave
Port Chester NY, 10573

Generator: Port Chester OZ Fund III QOZB, LLC
359 Springfield Ave
Summit , NJ 07901

DI TRUCKING 34 - AY862M
Manifest: 1020

Remarks: Thank you, Drive Safely !!!!

Signature: Weighmaster: VS - Vincent Sebastiano (32566)

Material	Quantity	Gross	Tare	Net
NJ RES FILL	33.68 tn	96,280	28,920	67,360

EARTHEFFICIENT HARMONY

718.702.3574

13188

NON-HAZARDOUS MATERIAL MANIFEST

#1020

GENERATOR

Generator Name: Port Chester OZ Fund III QOZB, LLC

Address: 359 Springfield Ave

Summit, NJ 07901

Phone No. 8 4 5 - 8 6 3 9 5 4 8

Generating Location: 140-150 Westchester Ave

Address: 140-150 Westchester Ave

Port Chester, NY 10573

NYSDEC BCP Site #C360222

Description of Material

N.J.A.C. 7:26D Residential Soil Remediation Standards

Sample / Cell ID: Comp-BS

I hereby certify that the above named material does not contain free liquid as defined by 40 CFR Part 260.10 or any applicable state law, is not a hazardous waste as defined by 40 CFR Part 261 or any applicable state law, has been properly described, classified and packaged, and is in proper condition for transportation according to applicable regulations.

Jon Tangen — Generator Authorized Agent Name

Signature

09 05 24 — Shipment Date

TRANSPORTER

Truck No. 34

Transporter Name DI

Address

Phone No.

Driver Name (Print) CIEBERSON DESOUZA

Vehicle License No./State AY862M

I hereby certify that the above named material was picked up at the generator site listed above.

Cieberson

Driver Signature

09 05 24 — Shipment Date

DESTINATION (Please Select One)

EARTHEFFICIENT HARMONY Belvidere Rd ☑

3189 Belvidere Road, Phillipsburg, New Jersey 08865

SESC # 24004 | Mine Reg. # 004885

Approval Code: HBR006-24

Name of Authorized Agent

EARTHEFFICIENT HARMONY Foul Rift ☐

1 Foul Rift Road, Belvidere, New Jersey 07823

SESC # 13035-16055-20012 | Mine Reg. # 004886

Approval Code: HFR012-24

Signature

09 05 24 — Receipt Date

White - Destination **Yellow - Transporter** **Pink - Generator** **Goldenrod - Consultant**

EarthEfficient HBR LLC
3189 Belvidere Road
Phillipsburg NJ, 08865

EARTHEFFICIENT HARMONY Belvidere Rd

Ticket #: 13189
Date: 09/05/2024 2:57 PM
Phone: (718) 702-3574

Customer: HBR006-24
140-150 Westchester Ave
140-150 Westchester Ave
Port Chester NY, 10573

Generator:Port Chester OZ Fund III QOZB, LLC
359 Springfield Ave

Summit , NJ 07901

DI TRUCKING 24 - AX402W
Manifest: 1021

Remarks: Thank you, Drive Safely !!!!

Signature:

Weighmaster: VS - Vincent Sebastiano (32566)

Material	Quantity	Gross	Tare	Net
NJ RES FILL	32.13 tn	93,000	28,740	64,260



EARTH EFFICIENT HARMONY

718.702.3574

13189

NON-HAZARDOUS MATERIAL MANIFEST

#1021

GENERATOR

Generator Name: Port Chester OZ Fund III QOZB, LLC

Address: 359 Springfield Ave

Summit, NJ 07901

Phone No. 8 4 5 – 8 6 3 9 5 4 8

Generating Location: 140-150 Westchester Ave

Address: 140-150 Westchester Ave

Port Chester, NY 10573

NYSDEC BCP Site #C360222

Description of Material

N.J.A.C. 7:26D Residential Soil Remediation Standards

Sample / Cell ID: Comp-B5

I hereby certify that the above named material does not contain free liquid as defined by 40 CFR Part 260.10 or any applicable state law, is not a hazardous waste as defined by 40 CFR Part 261 or any applicable state law, has been properly described, classified and packaged, and is in proper condition for transportation according to applicable regulations.

Jon Tangen — Generator Authorized Agent Name

Signature

09 05 24 — Shipment Date

TRANSPORTER

Truck No. 24

Transporter Name DE

Address

Phone No.

Driver Name (Print) ANTONIO PAIVA

Vehicle License No./State AX402W

I hereby certify that the above named material was picked up at the generator site listed above.

Driver Signature

09 05 24 — Shipment Date

DESTINATION (Please Select One)

EARTH EFFICIENT HARMONY Belvidere Rd ☑

3189 Belvidere Road, Phillipsburg, New Jersey 08865
SESC # 24004 | Mine Reg. # 004885

Approval Code: HBR006-24

EARTH EFFICIENT HARMONY Foul Rift ☐

1 Foul Rift Road, Belvidere, New Jersey 07823
SESC # 13035-16055-20012 | Mine Reg. # 004886

Approval Code: HFR012-24

Name of Authorized Agent

Signature

09 05 24 — Receipt Date

White - Destination **Yellow - Transporter** **Pink - Generator** **Goldenrod - Consultant**

EarthEfficient HBR LLC
3189 Belvidere Road
Phillipsburg NJ, 08865

EARTHEFFICIENT
HARMONY
Belvidere Rd

Ticket #: 13190
Date: 09/05/2024 3:00 PM
Phone: (718) 702-3574

Customer: HBR006-24
140-150 Westchester Ave
140-150 Westchester Ave
Port Chester NY, 10573

Generator: Port Chester OZ Fund III QOZB, LLC
359 Springfield Ave
Summit , NJ 07901

DI TRUCKING 30 - AY713E
Manifest: 1023

Remarks: Thank you, Drive Safely !!!!

Signature:

Weighmaster: VS - Vincent Sebastiano (32566)

Material	Quantity	Gross	Tare	Net
NJ RES FILL	32.66 tn	93,840	28,520	65,320

EARTH EFFICIENT HARMONY

13190

718.702.3574

NON-HAZARDOUS MATERIAL MANIFEST

#1023

GENERATOR

Generator Name: Port Chester OZ Fund III QOZB, LLC

Address: 359 Springfield Ave

Summit, NJ 07901

Phone No. 8 4 5 - 8 6 3 9 5 4 8

Generating Location: 140-150 Westchester Ave

Address: 140-150 Westchester Ave

Port Chester, NY 10573

NYSDEC BCP Site #C360222

Description of Material

N.J.A.C. 7:26D Residential Soil Remediation Standards

Sample / Cell ID: Comp-B5

I hereby certify that the above named material does not contain free liquid as defined by 40 CFR Part 260.10 or any applicable state law, is not a hazardous waste as defined by 40 CFR Part 261 or any applicable state law, has been properly described, classified and packaged, and is in proper condition for transportation according to applicable regulations.

Jon Tangen — Generator Authorized Agent Name

Signature

09052924 — Shipment Date

TRANSPORTER

Truck No. 30

Transporter Name DL

Address

Phone No.

Driver Name (Print) Paulo Moreno

Vehicle License No./State AY 713E

I hereby certify that the above named material was picked up at the generator site listed above.

PAUL

Driver Signature

09052924 — Shipment Date

DESTINATION (Please Select One)

EARTH EFFICIENT HARMONY Belvidere Rd

☒

3189 Belvidere Road, Phillipsburg, New Jersey 08865
SESC # 24004 | Mine Reg. # 004885

EARTH EFFICIENT HARMONY Foul Rift

☐

1 Foul Rift Road, Belvidere, New Jersey 07823
SESC # 13035-16055-20012 | Mine Reg. # 004886

Approval Code: HBR006-24

VIRS

Name of Authorized Agent

Signature

Approval Code: HFR012-24

09052924 — Receipt Date

White - Destination **Yellow - Transporter** **Pink - Generator** **Goldenrod - Consultant**

EarthEfficient HBR LLC
3189 Belvidere Road
Phillipsburg NJ, 08865

EARTHEFFICIENT
HARMONY
Belvidere Rd

Ticket #: 13191
Date: 09/05/2024 3:09 PM
Phone: (718) 702-3574

Customer: HBR006-24
140-150 Westchester Ave
140-150 Westchester Ave
Port Chester NY, 10573

Generator:Port Chester OZ Fund III QOZB, LLC
359 Springfield Ave

Summit , NJ 07901

DI TRUCKING 35 - AY863M
Manifest: 1022

Remarks: Thank you, Drive Safely !!!!

Signature:

Weighmaster: VS - Vincent Sebastiano (32566)

Material	Quantity	Gross	Tare	Net
NJ RES FILL	31.95 tn	92,780	28,880	63,900

EARTHEFFICIENT HARMONY

3191

718.702.3574

NON-HAZARDOUS MATERIAL MANIFEST

#1022

GENERATOR

Generator Name: Port Chester OZ Fund III QOZB, LLC

Address: 359 Springfield Ave

Summit, NJ 07901

Phone No. 8 4 5 - 8 6 3 9 5 4 8

Generating Location: 140-150 Westchester Ave

Address: 140-150 Westchester Ave

Port Chester, NY 10573

NYSDEC BCP Site #C360222

Description of Material

N.J.A.C. 7:26D Residential Soil Remediation Standards

Sample / Cell ID: comp-B5

I hereby certify that the above named material does not contain free liquid as defined by 40 CFR Part 260.10 or any applicable state law, is not a hazardous waste as defined by 40 CFR Part 261 or any applicable state law, has been properly described, classified and packaged, and is in proper condition for transportation according to applicable regulations.

Jon Tanger — Generator Authorized Agent Name

Jon Tanger — Signature

09052 4 — Shipment Date

TRANSPORTER

Truck No. 35

Transporter Name DI

Address

Phone No.

Driver Name (Print) Paulo H Cardoso

Vehicle License No./State AY863M

I hereby certify that the above named material was picked up at the generator site listed above.

Driver Signature

09052 4 — Shipment Date

DESTINATION (Please Select One)

EARTHEFFICIENT HARMONY Belvidere Rd ☑

3189 Belvidere Road, Phillipsburg, New Jersey 08865
SESC # 24004 | Mine Reg. # 004885

Approval Code: HBR006-24

Name of Authorized Agent

EARTHEFFICIENT HARMONY Foul Rift ☐

1 Foul Rift Road, Belvidere, New Jersey 07823
SESC # 13035-16055-20012 | Mine Reg. # 004886

Approval Code: HFR012-24

Signature

09052 4 — Receipt Date

White - Destination | Yellow - Transporter | Pink - Generator | Goldenrod - Consultant

EarthEfficient HBR LLC
3189 Belvidere Road
Phillipsburg NJ, 08865

EARTHEFFICIENT
HARMONY
Belvidere Rd

Ticket #: 13193
Date: 09/05/2024 3:19 PM
Phone: (718) 702-3574

Customer: HBR006-24
140-150 Westchester Ave
140-150 Westchester Ave
Port Chester NY, 10573

Generator: Port Chester OZ Fund III QOZB, LLC
359 Springfield Ave
Summit , NJ 07901

DI TRUCKING 20 - AX119P
Manifest: 1024

Remarks: Thank you, Drive Safely !!!!

Signature:

Weighmaster: VS - Vincent Sebastiano (32566)

Material	Quantity	Gross	Tare	Net
NJ RES FILL	31.74 tn	92,260	28,780	63,480

EARTHEFFICIENT HARMONY

718.702.3574

B193

NON-HAZARDOUS MATERIAL MANIFEST

#1024

GENERATOR

Generator Name: Port Chester OZ Fund III QOZB, LLC

Address: 359 Springfield Ave

Summit, NJ 07901

Phone No. 8 4 5 - 8 6 3 9 5 4 8

Generating Location: 140-150 Westchester Ave

Address: 140-150 Westchester Ave

Port Chester, NY 10573

NYSDEC BCP Site #C360222

Description of Material

N.J.A.C. 7:26D Residential Soil Remediation Standards

Sample / Cell ID: Comp-B5

I hereby certify that the above named material does not contain free liquid as defined by 40 CFR Part 260.10 or any applicable state law, is not a hazardous waste as defined by 40 CFR Part 261 or any applicable state law, has been properly described, classified and packaged, and is in proper condition for transportation according to applicable regulations.

Jon Tanger — Generator Authorized Agent Name

Signature

09 05 24 — Shipment Date

TRANSPORTER

Truck No. 20

Transporter Name VI

Address

Phone No.

Driver Name (Print) Cino Rodrigues

Vehicle License No./State AX119P

I hereby certify that the above named material was picked up at the generator site listed above.

Driver Signature

09 05 24 — Shipment Date

DESTINATION (Please Select One)

EARTHEFFICIENT HARMONY Belvidere Rd ☑

3189 Belvidere Road, Phillipsburg, New Jersey 08865

SESC # 24004 | Mine Reg. # 004885

Approval Code: HBR006-24

EARTHEFFICIENT HARMONY Foul Rift ☐

1 Foul Rift Road, Belvidere, New Jersey 07823

SESC # 13035-16055-20012 | Mine Reg. # 004886

Approval Code: HFR012-24

Name of Authorized Agent

Signature

Receipt Date

White - Destination **Yellow - Transporter** **Pink - Generator** **Goldenrod - Consultant**

EarthEfficient HBR LLC
3189 Belvidere Road
Phillipsburg NJ, 08865

EARTHEFFICIENT
HARMONY
Belvidere Rd

Ticket #: 13195
Date: 09/05/2024 3:25 PM
Phone: (718) 702-3574

Customer: HBR006-24
140-150 Westchester Ave
140-150 Westchester Ave
Port Chester NY, 10573

Generator: Port Chester OZ Fund III QOZB, LLC
359 Springfield Ave
Summit , NJ 07901

DI TRUCKING 52 - AY510R
Manifest: 1025

Remarks: Thank you, Drive Safely !!!!

Signature

Weighmaster: VS - Vincent Sebastiano (32566)

Material	Quantity	Gross	Tare	Net
NJ RES FILL	30.6 tn	88,600	27,400	61,200

EARTHEFFICIENT HARMONY

718.702.3574

B195

NON-HAZARDOUS MATERIAL MANIFEST

#1025

GENERATOR

Generator Name: Port Chester OZ Fund III QOZB, LLC

Address: 359 Springfield Ave

Summit, NJ 07901

Phone No. 8 4 5 - 8 6 3 9 5 4 8

Generating Location: 140-150 Westchester Ave

Address: 140-150 Westchester Ave

Port Chester, NY 10573

NYSDEC BCP Site #C360222

Description of Material

N.J.A.C. 7:26D Residential Soil Remediation Standards

Sample / Cell ID: Comp-B5

I hereby certify that the above named material does not contain free liquid as defined by 40 CFR Part 260.10 or any applicable state law, is not a hazardous waste as defined by 40 CFR Part 261 or any applicable state law, has been properly described, classified and packaged, and is in proper condition for transportation according to applicable regulations.

Jon Tanger — Generator Authorized Agent Name

Signature

09 05 24 — Shipment Date

TRANSPORTER

Truck No. 52

Transporter Name DE

Address

Phone No.

Driver Name (Print)

Vehicle License No./State AY 501R

I hereby certify that the above named material was picked up at the generator site listed above.

Driver Signature

09 05 24 — Shipment Date

DESTINATION (Please Select One)

EARTHEFFICIENT HARMONY Belvidere Rd ☑

3189 Belvidere Road, Phillipsburg, New Jersey 08865

SESC # 24004 | Mine Reg. # 004885

Approval Code: HBR006-24

Name of Authorized Agent

Signature

EARTHEFFICIENT HARMONY Foul Rift ☐

1 Foul Rift Road, Belvidere, New Jersey 07823

SESC # 13035-16055-20012 | Mine Reg. # 004886

Approval Code: HFR012-24

09 05 24 — Receipt Date

White - Destination | Yellow - Transporter | Pink - Generator | Goldenrod - Consultant

EarthEfficient HBR LLC
3189 Belvidere Road
Phillipsburg NJ, 08865

EARTHEFFICIENT
HARMONY
Belvidere Rd

Ticket #: 13198
Date: 09/05/2024 3:54 PM
Phone: (718) 702-3574

Customer: HBR006-24
140-150 Westchester Ave
140-150 Westchester Ave
Port Chester NY, 10573

Generator: Port Chester OZ Fund III QOZB, LLC
359 Springfield Ave
Summit , NJ 07901

DI TRUCKING 39 - AU744M
Manifest: 1026

Remarks: Thank you, Drive Safely !!!!

Signature:

Weighmaster: VS - Vincent Sebastiano (32566)

Material	Quantity	Gross	Tare	Net
NJ RES FILL	31.47 tn	91,880	28,940	62,940

EARTHEFFICIENT HARMONY

13198

718.702.3574

NON-HAZARDOUS MATERIAL MANIFEST

#1026

GENERATOR

Generator Name: Port Chester OZ Fund III QOZB, LLC

Address: 359 Springfield Ave

Summit, NJ 07901

Phone No. 8 4 5 - 8 6 3 9 5 4 8

Generating Location: 140-150 Westchester Ave

Address: 140-150 Westchester Ave

Port Chester, NY 10573

NYSDEC BCP Site #C360222

Description of Material

N.J.A.C. 7:26D Residential Soil Remediation Standards

Sample / Cell ID: Comp-B5 Comp-A5

I hereby certify that the above named material does not contain free liquid as defined by 40 CFR Part 260.10 or any applicable state law, is not a hazardous waste as defined by 40 CFR Part 261 or any applicable state law, has been properly described, classified and packaged, and is in proper condition for transportation according to applicable regulations.

Jon Tager — Generator Authorized Agent Name

Jon Tager — Signature

09052[illegible] — Shipment Date

TRANSPORTER

Truck No. # 39

Transporter Name DL

Address

Phone No.

Driver Name (Print) Carlos Arellano

Vehicle License No./State AZ608A

I hereby certify that the above named material was picked up at the generator site listed above.

Carlos — Driver Signature

09042[illegible] — Shipment Date

DESTINATION (Please Select One)

EARTHEFFICIENT HARMONY Belvidere Rd — ☒

3189 Belvidere Road, Phillipsburg, New Jersey 08865
SESC # 24004 | Mine Reg. # 004885

EARTHEFFICIENT HARMONY Foul Rift — ☐

1 Foul Rift Road, Belvidere, New Jersey 07823
SESC # 13035-16055-20012 | Mine Reg. # 004886

Approval Code: HBR006-24

VIRS — Name of Authorized Agent

Signature

Approval Code: HFR012-24

09052[illegible] — Receipt Date

White - Destination **Yellow - Transporter** **Pink - Generator** **Goldenrod - Consultant**

EarthEfficient HBR LLC
3189 Belvidere Road
Phillipsburg NJ, 08865

EARTHEFFICIENT
HARMONY
Belvidere Rd

Ticket #: 13200
Date: 09/05/2024 4:17 PM
Phone: (718) 702-3574

Customer: HBR006-24
140-150 Westchester Ave
140-150 Westchester Ave
Port Chester NY, 10573

Generator: Port Chester OZ Fund III QOZB, LLC
359 Springfield Ave

Summit , NJ 07901

DI TRUCKING 40 - AU745M
Manifest: 1027

Remarks: Thank you, Drive Safely !!!!

Signature:

Weighmaster: VS - Vincent Sebastiano (32566)

Material	Quantity	Gross	Tare	Net
NJ RES FILL	31.6 tn	91,880	28,680	63,200

EARTH EFFICIENT HARMONY

718.702.3574

13200

NON-HAZARDOUS MATERIAL MANIFEST

#1027

GENERATOR

Generator Name: Port Chester OZ Fund III QOZB, LLC

Address: 359 Springfield Ave

Summit, NJ 07901

Phone No. 8 4 5 - 8 6 3 9 5 4 8

Generating Location: 140-150 Westchester Ave

Address: 140-150 Westchester Ave

Port Chester, NY 10573

NYSDEC BCP Site #C360222

Description of Material

N.J.A.C. 7:26D Residential Soil Remediation Standards

Sample / Cell ID: Comp-B5 comp-A5

I hereby certify that the above named material does not contain free liquid as defined by 40 CFR Part 260.10 or any applicable state law, is not a hazardous waste as defined by 40 CFR Part 261 or any applicable state law, has been properly described, classified and packaged, and is in proper condition for transportation according to applicable regulations.

Jon Tanger — Generator Authorized Agent Name

Jon Tanger — Signature

09 05 24 — Shipment Date

TRANSPORTER

Truck No. 40

Transporter Name VI

Address

Phone No.

Driver Name (Print) Hay

Vehicle License No./State AZ 609A

I hereby certify that the above named material was picked up at the generator site listed above.

Driver Signature

09 05 24 — Shipment Date

DESTINATION (Please Select One)

EARTH EFFICIENT HARMONY Belvidere Rd ☑

3189 Belvidere Road, Phillipsburg, New Jersey 08865

SESC # 24004 | Mine Reg. # 004885

Approval Code: HBR006-24

EARTH EFFICIENT HARMONY Foul Rift ☐

1 Foul Rift Road, Belvidere, New Jersey 07823

SESC # 13035-16055-20012 | Mine Reg. # 004886

Approval Code: HFR012-24

Name of Authorized Agent

Signature

Receipt Date

White - Destination **Yellow - Transporter** **Pink - Generator** **Goldenrod - Consultant**

EarthEfficient HBR LLC
3189 Belvidere Road
Phillipsburg NJ, 08865

EARTH HARMONY Belvidere Rd

Ticket #: 13215
Date: 09/06/2024 10:14 AM
Phone: (718) 702-3574

Customer: HBR006-24
140-150 Westchester Ave
140-150 Westchester Ave
Port Chester NY, 10573

Generator: Port Chester OZ Fund III QOZB, LLC
359 Springfield Ave

Summit , NJ 07901

DI TRUCKING 30 - AY713E
Manifest: 1028

Remarks: Thank you, Drive Safely !!!!

Signature:

Weighmaster: VS - Vincent Sebastiano (32566)

Material	Quantity	Gross	Tare	Net
NJ RES FILL	31.36 tn	91,240	28,520	62,720

EARTHEFFICIENT HARMONY

718.702.3574

13215

NON-HAZARDOUS MATERIAL MANIFEST

#1028

GENERATOR

Generator Name: Port Chester OZ Fund III QOZB, LLC

Address: 359 Springfield Ave

Summit, NJ 07901

Phone No. 8 4 5 - 8 6 3 9 5 4 8

Generating Location: 140-150 Westchester Ave

Address: 140-150 Westchester Ave

Port Chester, NY 10573

NYSDEC BCP Site #C360222

Description of Material

N.J.A.C. 7:26D Residential Soil Remediation Standards

Sample / Cell ID: Comp- A4

I hereby certify that the above named material does not contain free liquid as defined by 40 CFR Part 260.10 or any applicable state law, is not a hazardous waste as defined by 40 CFR Part 261 or any applicable state law, has been properly described, classified and packaged, and is in proper condition for transportation according to applicable regulations.

Jon Tangen — Generator Authorized Agent Name

Signature

090624 — Shipment Date

TRANSPORTER

Truck No. 30

Transporter Name DE

Address

Phone No.

Driver Name (Print) Paulo Moreira

Vehicle License No./State AY713E

I hereby certify that the above named material was picked up at the generator site listed above.

Driver Signature

090624 — Shipment Date

DESTINATION (Please Select One)

EARTHEFFICIENT HARMONY Belvidere Rd ☑

3189 Belvidere Road, Phillipsburg, New Jersey 08865
SESC # 24004 | Mine Reg. # 004885

Approval Code: HBR006-24

Name of Authorized Agent

Signature

EARTHEFFICIENT HARMONY Foul Rift ☐

1 Foul Rift Road, Belvidere, New Jersey 07823
SESC # 13035-16055-20012 | Mine Reg. # 004886

Approval Code: HFR012-24

Receipt Date

White - Destination | Yellow - Transporter | Pink - Generator | Goldenrod - Consultant

EarthEfficient HBR LLC
3189 Belvidere Road
Phillipsburg NJ, 08865

EARTHEFFICIENT
HARMONY
Belvidere Rd

Ticket #: 13216
Date: 09/06/2024 10:18 AM
Phone: (718) 702-3574

Customer: HBR006-24
140-150 Westchester Ave
140-150 Westchester Ave
Port Chester NY, 10573

Generator: Port Chester OZ Fund III QOZB, LLC
359 Springfield Ave
Summit , NJ 07901

DI TRUCKING 52 - AY510R
Manifest: 1029

Remarks: Thank you, Drive Safely !!!!

Signature:

Weighmaster: VS - Vincent Sebastiano (32566)

Material	Quantity	Gross	Tare	Net
NJ RES FILL	30.85 tn	89,100	27,400	61,700

EARTH EFFICIENT HARMONY

13216

718.702.3574

NON-HAZARDOUS MATERIAL MANIFEST

#1029

GENERATOR

Generator Name: Port Chester OZ Fund III QOZB, LLC

Address: 359 Springfield Ave

Summit, NJ 07901

Phone No. 8 4 5 - 8 6 3 9 5 4 8

Generating Location: 140-150 Westchester Ave

Address: 140-150 Westchester Ave

Port Chester, NY 10573

NYSDEC BCP Site #C360222

Description of Material

N.J.A.C. 7:26D Residential Soil Remediation Standards

Sample / Cell ID: Comp-A4

I hereby certify that the above named material does not contain free liquid as defined by 40 CFR Part 260.10 or any applicable state law, is not a hazardous waste as defined by 40 CFR Part 261 or any applicable state law, has been properly described, classified and packaged, and is in proper condition for transportation according to applicable regulations.

Jon Tanzer — Generator Authorized Agent Name

Jon Tanzer — Signature

09 06 24 — Shipment Date

TRANSPORTER

Truck No. 52

Transporter Name VI

Address

Phone No.

Driver Name (Print) Jon O

Vehicle License No./State AY510R

I hereby certify that the above named material was picked up at the generator site listed above.

Driver Signature

09 06 24 — Shipment Date

DESTINATION (Please Select One)

EARTH EFFICIENT HARMONY Belvidere Rd ☑

3189 Belvidere Road, Phillipsburg, New Jersey 08865
SESC # 24004 | Mine Reg. # 004885

Approval Code: HBR006-24

Name of Authorized Agent

Signature

EARTH EFFICIENT HARMONY Foul Rift ☐

1 Foul Rift Road, Belvidere, New Jersey 07823
SESC # 13035-16055-20012 | Mine Reg. # 004886

Approval Code: HFR012-24

Receipt Date

White - Destination | Yellow - Transporter | Pink - Generator | Goldenrod - Consultant

EarthEfficient HBR LLC
3189 Belvidere Road
Phillipsburg NJ, 08865

EARTH
HARMONY
Belvidere Rd

Ticket #: 13218
Date: 09/06/2024 10:31 AM
Phone: (718) 702-3574

Customer: HBR006-24
140-150 Westchester Ave
140-150 Westchester Ave
Port Chester NY, 10573

Generator: Port Chester OZ Fund III QOZB, LLC
359 Springfield Ave

Summit , NJ 07901

DI TRUCKING 22 - AX121P
Manifest: 1030

Remarks: Thank you, Drive Safely !!!!

Signature:

Weighmaster: VS - Vincent Sebastiano (32566)

Material	Quantity	Gross	Tare	Net
NJ RES FILL	32.37 tn	93,340	28,600	64,740

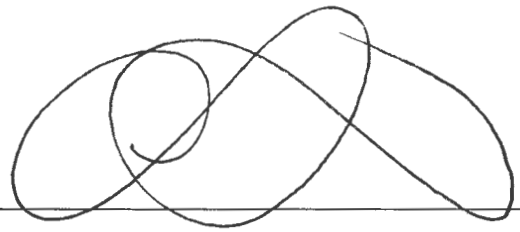

EARTH EFFICIENT HARMONY

13218

718.702.3574

NON-HAZARDOUS MATERIAL MANIFEST

#1030

GENERATOR

Generator Name: Port Chester OZ Fund III QOZB, LLC

Address: 359 Springfield Ave

Summit, NJ 07901

Phone No. 8 4 5 - 8 6 3 9 5 4 8

Generating Location: 140-150 Westchester Ave

Address: 140-150 Westchester Ave

Port Chester, NY 10573

NYSDEC BCP Site #C360222

Description of Material

N.J.A.C. 7:26D Residential Soil Remediation Standards

Sample / Cell ID: Comp-A4

I hereby certify that the above named material does not contain free liquid as defined by 40 CFR Part 260.10 or any applicable state law, is not a hazardous waste as defined by 40 CFR Part 261 or any applicable state law, has been properly described, classified and packaged, and is in proper condition for transportation according to applicable regulations.

Jon Tangen — Generator Authorized Agent Name

Signature

09/06/24 — Shipment Date

TRANSPORTER

Truck No. 22

Transporter Name DE

Address

Phone No.

Driver Name (Print) CLAUDIO LOPES

Vehicle License No./State AX 121P

I hereby certify that the above named material was picked up at the generator site listed above.

Driver Signature

09/06/24 — Shipment Date

DESTINATION (Please Select One)

EARTH EFFICIENT HARMONY Belvidere Rd ☑

3189 Belvidere Road, Phillipsburg, New Jersey 08865
SESC # 24004 | Mine Reg. # 004885

Approval Code: HBR006-24

Name of Authorized Agent

Signature

EARTH EFFICIENT HARMONY Foul Rift ☐

1 Foul Rift Road, Belvidere, New Jersey 07823
SESC # 13035-16055-20012 | Mine Reg. # 004886

Approval Code: HFR012-24

09/06/24 — Receipt Date

White - Destination **Yellow - Transporter** **Pink - Generator** **Goldenrod - Consultant**

EarthEfficient HBR LLC
3189 Belvidere Road
Phillipsburg NJ, 08865

EARTH HARMONY Belvidere Rd

Ticket #: 13219
Date: 09/06/2024 10:42 AM
Phone: (718) 702-3574

Customer: HBR006-24
140-150 Westchester Ave
140-150 Westchester Ave
Port Chester NY, 10573

Generator: Port Chester OZ Fund III QOZB, LLC
359 Springfield Ave
Summit , NJ 07901

DI TRUCKING 54 - AY969R
Manifest: 1031

Remarks: Thank you, Drive Safely !!!!

Signature:

Weighmaster: VS - Vincent Sebastiano (32566)

Material	Quantity	Gross	Tare	Net
NJ RES FILL	32.46 tn	92,120	27,200	64,920

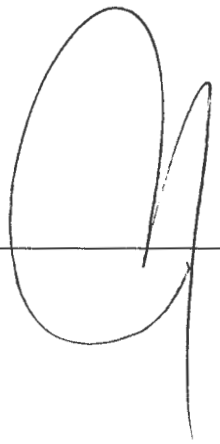

EARTH EFFICIENT HARMONY

13219

718.702.3574

NON-HAZARDOUS MATERIAL MANIFEST

#1031

GENERATOR

Generator Name: Port Chester OZ Fund III QOZB, LLC

Address: 359 Springfield Ave
Summit, NJ 07901

Phone No. 845-8639548

Generating Location: 140-150 Westchester Ave

Address: 140-150 Westchester Ave
Port Chester, NY 10573
NYSDEC BCP Site #C360222

Description of Material

N.J.A.C. 7:26D Residential Soil Remediation Standards

Sample / Cell ID: Comp-A4

I hereby certify that the above named material does not contain free liquid as defined by 40 CFR Part 260.10 or any applicable state law, is not a hazardous waste as defined by 40 CFR Part 261 or any applicable state law, has been properly described, classified and packaged, and is in proper condition for transportation according to applicable regulations.

Jon Tanger
Generator Authorized Agent Name

Signature

090624
Shipment Date

TRANSPORTER

Truck No. 54

Transporter Name DI

Address

Phone No.

Driver Name (Print) GUIDO VALLEJO

Vehicle License No./State AX969R

I hereby certify that the above named material was picked up at the generator site listed above.

Driver Signature

090624
Shipment Date

DESTINATION (Please Select One)

EARTH EFFICIENT HARMONY Belvidere Rd

3189 Belvidere Road, Phillipsburg, New Jersey 08865
SESC # 24004 | Mine Reg. # 004885

EARTH EFFICIENT HARMONY Foul Rift

1 Foul Rift Road, Belvidere, New Jersey 07823
SESC # 13035-16055-20012 | Mine Reg. # 004886

Approval Code: HBR006-24

Approval Code: HFR012-24

Name of Authorized Agent

Signature

090624
Receipt Date

White - Destination **Yellow - Transporter** **Pink - Generator** **Goldenrod - Consultant**

EarthEfficient HBR LLC
3189 Belvidere Road
Phillipsburg NJ, 08865

EARTHEFFICIENT
HARMONY
Belvidere Rd

Ticket #: 13220
Date: 09/06/2024 10:44 AM
Phone: (718) 702-3574

Customer: HBR006-24
140-150 Westchester Ave
140-150 Westchester Ave
Port Chester NY, 10573

Generator: Port Chester OZ Fund III QOZB, LLC
359 Springfield Ave
Summit , NJ 07901

DI TRUCKING 55 - AY970R
Manifest: 1032

Remarks: Thank you, Drive Safely !!!!

Signature:

Weighmaster: VS - Vincent Sebastiano (32566)

Material	Quantity	Gross	Tare	Net
NJ RES FILL	31.48 tn	90,560	27,600	62,960



EARTH EFFICIENT HARMONY

718.702.3574

3220

NON-HAZARDOUS MATERIAL MANIFEST

#1032

GENERATOR

Generator Name: Port Chester OZ Fund III QOZB, LLC

Address: 359 Springfield Ave

Summit, NJ 07901

Phone No. 8 4 5 - 8 6 3 9 5 4 8

Generating Location: 140-150 Westchester Ave

Address: 140-150 Westchester Ave

Port Chester, NY 10573

NYSDEC BCP Site #C360222

Description of Material

N.J.A.C. 7:26D Residential Soil Remediation Standards

Sample / Cell ID: Comp - A4

I hereby certify that the above named material does not contain free liquid as defined by 40 CFR Part 260.10 or any applicable state law, is not a hazardous waste as defined by 40 CFR Part 261 or any applicable state law, has been properly described, classified and packaged, and is in proper condition for transportation according to applicable regulations.

Jon Tanger — Generator Authorized Agent Name

Jm Tanger — Signature

09062x — Shipment Date

TRANSPORTER

Truck No. 55

Transporter Name PI

Address

Phone No.

Driver Name (Print) M P

Vehicle License No./State AY 970R

I hereby certify that the above named material was picked up at the generator site listed above.

Driver Signature

09062x — Shipment Date

DESTINATION (Please Select One)

EARTH EFFICIENT HARMONY Belvidere Rd ☑

3189 Belvidere Road, Phillipsburg, New Jersey 08865
SESC # 24004 | Mine Reg. # 004885

Approval Code: HBR006-24

EARTH EFFICIENT HARMONY Foul Rift ☐

1 Foul Rift Road, Belvidere, New Jersey 07823
SESC # 13035-16055-20012 | Mine Reg. # 004886

Approval Code: HFR012-24

Name of Authorized Agent

Signature

090624 — Receipt Date

White - Destination **Yellow - Transporter** **Pink - Generator** **Goldenrod - Consultant**

EarthEfficient HBR LLC
3189 Belvidere Road
Phillipsburg NJ, 08865

EARTH
HARMONY
Belvidere Rd

Ticket #: 13223
Date: 09/06/2024 10:59 AM
Phone: (718) 702-3574

Customer: HBR006-24
140-150 Westchester Ave
140-150 Westchester Ave
Port Chester NY, 10573

Generator:Port Chester OZ Fund III QOZB, LLC
359 Springfield Ave
Summit , NJ 07901

DI TRUCKING 47 - AW532H
Manifest: 1033

Remarks: Thank you, Drive Safely !!!!

Signature:

Weighmaster: VS - Vincent Sebastiano (32566)

Material	Quantity	Gross	Tare	Net
NJ RES FILL	32.31 tn	92,500	27,880	64,620

EARTH EFFICIENT HARMONY

13223

718.702.3574

NON-HAZARDOUS MATERIAL MANIFEST

#1033

GENERATOR

Generator Name: Port Chester OZ Fund III QOZB, LLC
Address: 359 Springfield Ave
Summit, NJ 07901
Phone No. 8 4 5 - 8 6 3 9 5 4 8

Generating Location: 140-150 Westchester Ave
Address: 140-150 Westchester Ave
Port Chester, NY 10573
NYSDEC BCP Site #C360222

Description of Material

N.J.A.C. 7:26D Residential Soil Remediation Standards

Sample / Cell ID: Comp-A4

I hereby certify that the above named material does not contain free liquid as defined by 40 CFR Part 260.10 or any applicable state law, is not a hazardous waste as defined by 40 CFR Part 261 or any applicable state law, has been properly described, classified and packaged, and is in proper condition for transportation according to applicable regulations.

Jon Tanger — Generator Authorized Agent Name
Signature
09/06/24 — Shipment Date

TRANSPORTER

Truck No. # 47
Transporter Name: DI Trucking
Address:

Phone No.
Driver Name (Print): Oswaldo Morales
Vehicle License No./State: AW 532H

I hereby certify that the above named material was picked up at the generator site listed above.

Driver Signature
09/06/24 — Shipment Date

DESTINATION (Please Select One)

EARTH EFFICIENT HARMONY Belvidere Rd ☑

3189 Belvidere Road, Phillipsburg, New Jersey 08865
SESC # 24004 | Mine Reg. # 004885

Approval Code: HBR006-24

Name of Authorized Agent

EARTH EFFICIENT HARMONY Foul Rift ☐

1 Foul Rift Road, Belvidere, New Jersey 07823
SESC # 13035-16055-20012 | Mine Reg. # 004886

Approval Code: HFR012-24

Signature
09/06/24 — Receipt Date

White - Destination | Yellow - Transporter | Pink - Generator | Goldenrod - Consultant

EarthEfficient HBR LLC
3189 Belvidere Road
Phillipsburg NJ, 08865

EARTHEFFICIENT
HARMONY
Belvidere Rd

Ticket #: 13226
Date: 09/06/2024 11:07 AM
Phone: (718) 702-3574

Customer: HBR006-24
140-150 Westchester Ave
140-150 Westchester Ave
Port Chester NY, 10573

Generator:Port Chester OZ Fund III QOZB, LLC
359 Springfield Ave

Summit , NJ 07901

DI TRUCKING 35 - AY863M
Manifest: 1034

Remarks: Thank you, Drive Safely !!!!

Signature:

Weighmaster: VS - Vincent Sebastiano (32566)

Material	Quantity	Gross	Tare	Net
NJ RES FILL	31.12 tn	91,120	28,880	62,240

EARTH EFFICIENT HARMONY

718.702.3574

B226

NON-HAZARDOUS MATERIAL MANIFEST

#1034

GENERATOR

Generator Name: Port Chester OZ Fund III QOZB, LLC

Address: 359 Springfield Ave

Summit, NJ 07901

Phone No. 8 4 5 – 8 6 3 9 5 4 8

Generating Location: 140-150 Westchester Ave

Address: 140-150 Westchester Ave

Port Chester, NY 10573

NYSDEC BCP Site #C360222

Description of Material

N.J.A.C. 7:26D Residential Soil Remediation Standards

Sample / Cell ID: Comp-A4

I hereby certify that the above named material does not contain free liquid as defined by 40 CFR Part 260.10 or any applicable state law, is not a hazardous waste as defined by 40 CFR Part 261 or ~~any~~ applicable state law, has been properly described, classified and packaged, and is in proper condition for transportation according to applicable ~~regulations~~.

Jon Tanzer — Generator Authorized Agent Name

Jon Tanzer — Signature

09 06 24 — Shipment Date

TRANSPORTER

Truck No. 35

Transporter Name PE

Address

Phone No.

Driver Name (Print) Ronald Copeland

Vehicle License No./State AY863M

I hereby certify that the above named material was picked up at the ~~generator site listed~~ above.

Driver Signature — 09 06 24 — Shipment Date

DESTINATION (Please Select One)

EARTH EFFICIENT HARMONY Belvidere Rd ☑

3189 Belvidere Road, Phillipsburg, New Jersey 08865
SESC # 24004 | Mine Reg. # 004885

Approval Code: HBR006-24

Name of Authorized Agent

Signature

EARTH EFFICIENT HARMONY Foul Rift ☐

1 Foul Rift Road, Belvidere, New Jersey 07823
SESC # 13035-16055-20012 | Mine Reg. # 004886

Approval Code: HFR012-24

09 06 24 — Receipt Date

White - Destination | Yellow - Transporter | Pink - Generator | Goldenrod - Consultant

EarthEfficient HBR LLC
3189 Belvidere Road
Phillipsburg NJ, 08865

EARTHEFFICIENT
HARMONY
Belvidere Rd

Ticket #: 13235
Date: 09/06/2024 1:28 PM
Phone: (718) 702-3574

Customer: HBR006-24
140-150 Westchester Ave
140-150 Westchester Ave
Port Chester NY, 10573

Generator:Port Chester OZ Fund III QOZB, LLC
359 Springfield Ave

Summit , NJ 07901

CF BROS 14 - AW132B
Manifest: 1035

Remarks: Thank you, Drive Safely !!!!

Signature:

Weighmaster: VS - Vincent Sebastiano (32566)

Material	Quantity	Gross	Tare	Net
NJ RES FILL	34.6 tn	97,200	28,000	69,200

EARTH EFFICIENT HARMONY

13235

718.702.3574

NON-HAZARDOUS MATERIAL MANIFEST

#1035

GENERATOR

Generator Name: Port Chester OZ Fund III QOZB, LLC

Address: 359 Springfield Ave
Summit, NJ 07901

Phone No. 8 4 5 - 8 6 3 9 5 4 8

Generating Location: 140-150 Westchester Ave

Address: 140-150 Westchester Ave
Port Chester, NY 10573
NYSDEC BCP Site #C360222

Description of Material

N.J.A.C. 7:26D Residential Soil Remediation Standards

Sample / Cell ID: Comp - A4

I hereby certify that the above named material does not contain free liquid as defined by 40 CFR Part 260.10 or any applicable state law, is not a hazardous waste as defined by 40 CFR Part 261 or any applicable state law, has been properly described, classified and packaged, and is in proper condition for transportation according to applicable regulations.

Jon Tangen — Generator Authorized Agent Name

Signature

09 06 24 — Shipment Date

TRANSPORTER

Truck No. 14

Transporter Name: CF Bro

Address: Bound Brook

Phone No.

Driver Name (Print): Andres C

Vehicle License No./State: AW132B

I hereby certify that the above named material was picked up at the generator site listed above.

Driver Signature

09 06 24 — Shipment Date

DESTINATION (Please Select One)

EARTH EFFICIENT HARMONY Belvidere Rd ☑

3189 Belvidere Road, Phillipsburg, New Jersey 08865
SESC # 24004 | Mine Reg. # 004885

Approval Code: HBR006-24

EARTH EFFICIENT HARMONY Foul Rift ☐

1 Foul Rift Road, Belvidere, New Jersey 07823
SESC # 13035-16055-20012 | Mine Reg. # 004886

Approval Code: HFR012-24

Name of Authorized Agent

Signature

09 06 24 — Receipt Date

White - Destination **Yellow - Transporter** **Pink - Generator** **Goldenrod - Consultant**

EarthEfficient HBR LLC
3189 Belvidere Road
Phillipsburg NJ, 08865

EARTHEFFICIENT
HARMONY
Belvidere Rd

Ticket #: 13236
Date: 09/06/2024 1:34 PM
Phone: (718) 702-3574

Customer: HBR006-24
140-150 Westchester Ave
140-150 Westchester Ave
Port Chester NY, 10573

Generator: Port Chester OZ Fund III QOZB, LLC
359 Springfield Ave

Summit , NJ 07901

CF BROS 17 - AY672N
Manifest: 1037

Remarks: Thank you, Drive Safely !!!!

Signature:

Weighmaster: VS - Vincent Sebastiano (32566)

Material	Quantity	Gross	Tare	Net
NJ RES FILL	33.8 tn	94,760	27,160	67,600

EARTH EFFICIENT HARMONY

13236

718.702.3574

NON-HAZARDOUS MATERIAL MANIFEST

#1037

GENERATOR

Generator Name: Port Chester OZ Fund III QOZB, LLC

Address: 359 Springfield Ave
Summit, NJ 07901

Phone No. 8 4 5 - 8 6 3 9 5 4 8

Generating Location: 140-150 Westchester Ave

Address: 140-150 Westchester Ave
Port Chester, NY 10573
NYSDEC BCP Site #C360222

Description of Material

N.J.A.C. 7:26D Residential Soil Remediation Standards

Sample / Cell ID: Comp-A4

I hereby certify that the above named material does not contain free liquid as defined by 40 CFR Part 260.10 or any applicable state law, is not a hazardous waste as defined by 40 CFR Part 261 or any applicable state law, has been properly described, classified and packaged, and is in proper condition for transportation according to applicable regulations.

Jon Tanger — Generator Authorized Agent Name

Jon Tanger — Signature

09 06 24 — Shipment Date

TRANSPORTER

Truck No. 17

Transporter Name: CF Bros

Address: Bound Brook, NJ

Phone No.

Driver Name (Print): ANTONIO

Vehicle License No./State: AY672N

I hereby certify that the above named material was picked up at the generator site listed above.

Driver Signature

09 06 24 — Shipment Date

DESTINATION (Please Select One)

EARTH EFFICIENT HARMONY Belvidere Rd — ☑

3189 Belvidere Road, Phillipsburg, New Jersey 08865
SESC # 24004 | Mine Reg. # 004885

Approval Code: HBR006-24

Name of Authorized Agent

Signature

EARTH EFFICIENT HARMONY Foul Rift — ☐

1 Foul Rift Road, Belvidere, New Jersey 07823
SESC # 13035-16055-20012 | Mine Reg. # 004886

Approval Code: HFR012-24

09 06 24 — Receipt Date

White - Destination | Yellow - Transporter | Pink - Generator | Goldenrod - Consultant

EarthEfficient HBR LLC
3189 Belvidere Road
Phillipsburg NJ, 08865

EARTHEFFICIENT
HARMONY
Belvidere Rd

Ticket #: 13237
Date: 09/06/2024 1:42 PM
Phone: (718) 702-3574

Customer: HBR006-24
140-150 Westchester Ave
140-150 Westchester Ave
Port Chester NY, 10573

Generator: Port Chester OZ Fund III QOZB, LLC
359 Springfield Ave
Summit , NJ 07901

CF BROS 12 - AY995C
Manifest: 1038

Remarks: Thank you, Drive Safely !!!!

Signature:

Weighmaster: VS - Vincent Sebastiano (32566)

Material	Quantity	Gross	Tare	Net
NJ RES FILL	32.45 tn	92,140	27,240	64,900

EARTH EFFICIENT HARMONY

13237

718.702.3574

NON-HAZARDOUS MATERIAL MANIFEST

#1038

GENERATOR

Generator Name: Port Chester OZ Fund III QOZB, LLC

Address: 359 Springfield Ave
Summit, NJ 07901

Phone No. 8 4 5 - 8 6 3 9 5 4 8

Generating Location: 140-150 Westchester Ave

Address: 140-150 Westchester Ave
Port Chester, NY 10573
NYSDEC BCP Site #C360222

Description of Material

N.J.A.C. 7:26D Residential Soil Remediation Standards

Sample / Cell ID: Comp-A4

I hereby certify that the above named material does not contain free liquid as defined by 40 CFR Part 260.10 or any applicable state law, is not a hazardous waste as defined by 40 CFR Part 261 or any applicable state law, has been properly described, classified and packaged, and is in proper condition for transportation according to applicable regulations.

Jon Tanger — Generator Authorized Agent Name

Signature

09 06 24 — Shipment Date

TRANSPORTER

Truck No. 12

Transporter Name CE Bio

Address

Phone No.

Driver Name (Print) Jose

Vehicle License No./State AY995C

I hereby certify that the above named material was picked up at the generator site listed above.

Driver Signature

09 06 24 — Shipment Date

DESTINATION (Please Select One)

EARTH EFFICIENT HARMONY Belvidere Rd ☑

3189 Belvidere Road, Phillipsburg, New Jersey 08865
SESC # 24004 | Mine Reg. # 004885

Approval Code: HBR006-24

Name of Authorized Agent

Signature

EARTH EFFICIENT HARMONY Foul Rift ☐

1 Foul Rift Road, Belvidere, New Jersey 07823
SESC # 13035-16055-20012 | Mine Reg. # 004886

Approval Code: HFR012-24

09 06 24 — Receipt Date

White - Destination | Yellow - Transporter | Pink - Generator | Goldenrod - Consultant

EarthEfficient HBR LLC
3189 Belvidere Road
Phillipsburg NJ, 08865

EARTHEFFICIENT
HARMONY
Belvidere Rd

Ticket #: 13238
Date: 09/06/2024 1:49 PM
Phone: (718) 702-3574

Customer: HBR006-24
140-150 Westchester Ave
140-150 Westchester Ave
Port Chester NY, 10573

Generator:Port Chester OZ Fund III QOZB, LLC
359 Springfield Ave

Summit , NJ 07901

DI TRUCKING 34 - AY862M
Manifest: 1036

Remarks: Thank you, Drive Safely !!!!

Signature:

Weighmaster: VS - Vincent Sebastiano (32566)

Material	Quantity	Gross	Tare	Net
NJ RES FILL	32.56 tn	94,040	28,920	65,120

EARTH EFFICIENT HARMONY

13238

718.702.3574

NON-HAZARDOUS MATERIAL MANIFEST

#1036

GENERATOR

Generator Name: Port Chester OZ Fund III QOZB, LLC
Address: 359 Springfield Ave
Summit, NJ 07901
Phone No. 8 4 5 - 8 6 3 9 5 4 8

Generating Location: 140-150 Westchester Ave
Address: 140-150 Westchester Ave
Port Chester, NY 10573
NYSDEC BCP Site #C360222

Description of Material

N.J.A.C. 7:26D Residential Soil Remediation Standards

Sample / Cell ID: Comp - A4

I hereby certify that the above named material does not contain free liquid as defined by 40 CFR Part 260.10 or any applicable state law, is not a hazardous waste as defined by 40 CFR Part 261 or any applicable state law, has been properly described, classified and packaged, and is in proper condition for transportation according to applicable regulations.

Jon Tanzer — Generator Authorized Agent Name
Jn Tanzer — Signature
Shipment Date

TRANSPORTER

Truck No. 34
Transporter Name DI
Address

Phone No.
Driver Name (Print) CIEBERSON DE SOUZA
Vehicle License No./State AY 862M

I hereby certify that the above named material was picked up at the generator site listed above.

Driver Signature — Shipment Date 09/06/24

DESTINATION (Please Select One)

EARTH EFFICIENT HARMONY Belvidere Rd — ☒

3189 Belvidere Road, Phillipsburg, New Jersey 08865
SESC # 24004 | Mine Reg. # 004885

Approval Code: HBR006-24

EARTH EFFICIENT HARMONY Foul Rift — ☐

1 Foul Rift Road, Belvidere, New Jersey 07823
SESC # 13035-16055-20012 | Mine Reg. # 004886

Approval Code: HFR012-24

Name of Authorized Agent — Signature — Receipt Date

White - Destination | Yellow - Transporter | Pink - Generator | Goldenrod - Consultant

EarthEfficient HBR LLC
3189 Belvidere Road
Phillipsburg NJ, 08865

EARTHEFFICIENT
HARMONY
Belvidere Rd

Ticket #: 13245
Date: 09/06/2024 2:31 PM
Phone: (718) 702-3574

Customer: HBR006-24
140-150 Westchester Ave
140-150 Westchester Ave
Port Chester NY, 10573

Generator: Port Chester OZ Fund III QOZB, LLC
359 Springfield Ave

Summit , NJ 07901

DI TRUCKING 30 - AY713E
Manifest: 1039

Remarks: Thank you, Drive Safely !!!!

Signature:

Weighmaster: VS - Vincent Sebastiano (32566)

Material	Quantity	Gross	Tare	Net
NJ RES FILL	34.6 tn	97,720	28,520	69,200

EARTH EFFICIENT HARMONY

718.702.3574

13245

NON-HAZARDOUS MATERIAL MANIFEST

#1039

GENERATOR

Generator Name: Port Chester OZ Fund III QOZB, LLC

Address: 359 Springfield Ave

Summit, NJ 07901

Phone No. 8 4 5 – 8 6 3 9 5 4 8

Generating Location: 140-150 Westchester Ave

Address: 140-150 Westchester Ave

Port Chester, NY 10573

NYSDEC BCP Site #C360222

Description of Material

N.J.A.C. 7:26D Residential Soil Remediation Standards

Sample / Cell ID: Comp-A4

I hereby certify that the above named material does not contain free liquid as defined by 40 CFR Part 260.10 or any applicable state law, is not a hazardous waste as defined by 40 CFR Part 261 or any applicable state law, has been properly described, classified and packaged, and is in proper condition for transportation according to applicable regulations.

Jon Tanger — Generator Authorized Agent Name

Jm Tnyr — Signature

09 06 24 — Shipment Date

TRANSPORTER

Truck No. 30

Transporter Name DI

Address

Phone No.

Driver Name (Prin): Paulo Moreira

Vehicle License No./State AY715E

I hereby certify that the above named material was picked up at the generator site listed above.

Paulo — Driver Signature

09 06 24 — Shipment Date

DESTINATION (Please Select One)

EARTH EFFICIENT HARMONY Belvidere Rd ☑

3189 Belvidere Road, Phillipsburg, New Jersey 08865
SESC # 24004 | Mine Reg. # 004885

Approval Code: HBR006-24

Chris — Name of Authorized Agent

Signature

EARTH EFFICIENT HARMONY Foul Rift ☐

1 Foul Rift Road, Belvidere, New Jersey 07823
SESC # 13035-16055-20012 | Mine Reg. # 004886

Approval Code: HFR012-24

09 06 24 — Receipt Date

White - Destination | Yellow - Transporter | Pink - Generator | Goldenrod - Consultant

EarthEfficient HBR LLC
3189 Belvidere Road
Phillipsburg NJ, 08865

EARTHEFFICIENT
HARMONY
Belvidere Rd

Ticket #: 13246
Date: 09/06/2024 2:53 PM
Phone: (718) 702-3574

Customer: HBR006-24
140-150 Westchester Ave
140-150 Westchester Ave
Port Chester NY, 10573

Generator:Port Chester OZ Fund III QOZB, LLC
359 Springfield Ave

Summit , NJ 07901

DI TRUCKING 52 - AY510R
Manifest: 1040

Remarks: Thank you, Drive Safely !!!!

Signature:

Weighmaster: VS - Vincent Sebastiano (32566)

Material	Quantity	Gross	Tare	Net
NJ RES FILL	34.25 tn	95,900	27,400	68,500

EARTH EFFICIENT HARMONY

13246

718.702.3574

NON-HAZARDOUS MATERIAL MANIFEST

#1040

GENERATOR

Generator Name: Port Chester OZ Fund III QOZB, LLC

Address: 359 Springfield Ave

Summit, NJ 07901

Phone No. 8 4 5 - 8 6 3 9 5 4 8

Generating Location: 140-150 Westchester Ave

Address: 140-150 Westchester Ave

Port Chester, NY 10573

NYSDEC BCP Site #C360222

Description of Material

N.J.A.C. 7:26D Residential Soil Remediation Standards

Sample / Cell ID: Comp-A4

I hereby certify that the above named material does not contain free liquid as defined by 40 CFR Part 260.10 or any applicable state law, is not a hazardous waste as defined by 40 CFR Part 261 or any applicable state law, has been properly described, classified and packaged, and is in proper condition for transportation according to applicable regulations.

Jon Tangen — Generator Authorized Agent Name

Jon Tangen — Signature

09 06 24 — Shipment Date

TRANSPORTER

Truck No. 52

Transporter Name DI

Address

Phone No.

Driver Name (Print)

Vehicle License No./State AY510R

I hereby certify that the above named material was picked up at the generator site listed above.

Driver Signature

09 06 24 — Shipment Date

DESTINATION (Please Select One)

EARTH EFFICIENT HARMONY Belvidere Rd ☒

3189 Belvidere Road, Phillipsburg, New Jersey 08865
SESC # 24004 | Mine Reg. # 004885

Approval Code: HBR006-24

EARTH EFFICIENT HARMONY Foul Rift ☐

1 Foul Rift Road, Belvidere, New Jersey 07823
SESC # 13035-16055-20012 | Mine Reg. # 004886

Approval Code: HFR012-24

Name of Authorized Agent

Signature

09 06 24 — Receipt Date

White - Destination | Yellow - Transporter | Pink - Generator | Goldenrod - Consultant

EarthEfficient HBR LLC
3189 Belvidere Road
Phillipsburg NJ, 08865

EARTH
HARMONY
Belvidere Rd

Ticket #: 13248
Date: 09/06/2024 3:02 PM
Phone: (718) 702-3574

Customer: HBR006-24
140-150 Westchester Ave
140-150 Westchester Ave
Port Chester NY, 10573

Generator: Port Chester OZ Fund III QOZB, LLC
359 Springfield Ave

Summit , NJ 07901

DI TRUCKING 54 - AY969R
Manifest: 1042

Remarks: Thank you, Drive Safely !!!!

Signature:

Weighmaster: VS - Vincent Sebastiano (32566)

Material	Quantity	Gross	Tare	Net
NJ RES FILL	34.58 tn	96,360	27,200	69,160

EARTH EFFICIENT HARMONY

13248

718.702.3574

NON-HAZARDOUS MATERIAL MANIFEST

#1042

GENERATOR

Generator Name: Port Chester OZ Fund III QOZB, LLC

Address: 359 Springfield Ave

Summit, NJ 07901

Phone No. 8 4 5 - 8 6 3 9 5 4 8

Generating Location: 140-150 Westchester Ave

Address: 140-150 Westchester Ave

Port Chester, NY 10573

NYSDEC BCP Site #C360222

Description of Material

N.J.A.C. 7:26D Residential Soil Remediation Standards

Sample / Cell ID: Comp-A4

I hereby certify that the above named material does not contain free liquid as defined by 40 CFR Part 260.10 or any applicable state law, is not a hazardous waste as defined by 40 CFR Part 261 or any applicable state law, has been properly described, classified and packaged, and is in proper condition for transportation according to applicable regulations.

Jon Tangen — Generator Authorized Agent Name

Jon Tangen — Signature

09 06 24 — Shipment Date

TRANSPORTER

Truck No. 54

Transporter Name DZ

Address

Phone No.

Driver Name (Print) GUIDO VALLESO

Vehicle License No./State AY 969R

I hereby certify that the above named material was picked up at the generator site listed above.

Driver Signature

09 06 24 — Shipment Date

DESTINATION (Please Select One)

EARTH EFFICIENT HARMONY Belvidere Rd ☑

3189 Belvidere Road, Phillipsburg, New Jersey 08865
SESC # 24004 | Mine Reg. # 004885

Approval Code: HBR006-24

Name of Authorized Agent

Signature

EARTH EFFICIENT HARMONY Foul Rift ☐

1 Foul Rift Road, Belvidere, New Jersey 07823
SESC # 13035-16055-20012 | Mine Reg. # 004886

Approval Code: HFR012-24

Signature

Receipt Date

White - Destination **Yellow - Transporter** **Pink - Generator** **Goldenrod - Consultant**

EarthEfficient HBR LLC
3189 Belvidere Road
Phillipsburg NJ, 08865

EARTHEFFICIENT
HARMONY
Belvidere Rd

Ticket #: 13250
Date: 09/06/2024 3:18 PM
Phone: (718) 702-3574

Customer: HBR006-24
140-150 Westchester Ave
140-150 Westchester Ave
Port Chester NY, 10573

Generator: Port Chester OZ Fund III QOZB, LLC
359 Springfield Ave
Summit , NJ 07901

DI TRUCKING 22 - AX121P
Manifest: 1041

Remarks: Thank you, Drive Safely !!!!

Signature:

Weighmaster: VS - Vincent Sebastiano (32566)

Material	Quantity	Gross	Tare	Net
NJ RES FILL	34.45 tn	97,500	28,600	68,900

EARTHEFFICIENT HARMONY

13250

718.702.3574

NON-HAZARDOUS MATERIAL MANIFEST

#1041

GENERATOR

Generator Name: Port Chester OZ Fund III QOZB, LLC

Address: 359 Springfield Ave

Summit, NJ 07901

Phone No. 8 4 5 - 8 6 3 9 5 4 8

Generating Location: 140-150 Westchester Ave

Address: 140-150 Westchester Ave

Port Chester, NY 10573

NYSDEC BCP Site #C360222

Description of Material

N.J.A.C. 7:26D Residential Soil Remediation Standards

Sample / Cell ID: Comp-A4

I hereby certify that the above named material does not contain free liquid as defined by 40 CFR Part 260.10 or any applicable state law, is not a hazardous waste as defined by 40 CFR Part 261 or any applicable state law, has been properly described, classified and packaged, and is in proper condition for transportation according to applicable regulations.

Jon Tangen — Generator Authorized Agent Name

Signature

9 6 24 — Shipment Date

TRANSPORTER

Truck No. 22

Transporter Name DZ

Address

Phone No.

Driver Name (Print) CLAUDIO LOPES

Vehicle License No./State AX12IP

I hereby certify that the above named material was picked up at the generator site listed above.

Driver Signature

9 6 24 — Shipment Date

DESTINATION (Please Select One)

EARTHEFFICIENT HARMONY Belvidere Rd ☐

3189 Belvidere Road, Phillipsburg, New Jersey 08865
SESC # 24004 | Mine Reg. # 004885

Approval Code: HBR006-24

Name of Authorized Agent

Signature

EARTHEFFICIENT HARMONY Foul Rift ☐

1 Foul Rift Road, Belvidere, New Jersey 07823
SESC # 13035-16055-20012 | Mine Reg. # 004886

Approval Code: HFR012-24

Receipt Date

White - Destination **Yellow - Transporter** **Pink - Generator** **Goldenrod - Consultant**

EarthEfficient HBR LLC
3189 Belvidere Road
Phillipsburg NJ, 08865

EARTH
HARMONY
Belvidere Rd

Ticket #: 13258
Date: 09/06/2024 4:13 PM
Phone: (718) 702-3574

Customer: HBR006-24
140-150 Westchester Ave
140-150 Westchester Ave
Port Chester NY, 10573

Generator: Port Chester OZ Fund III QOZB, LLC
359 Springfield Ave
Summit , NJ 07901

CF BROS 15 - AW777M
Manifest: 1044

Remarks: Thank you, Drive Safely !!!!

Signature: Freely U.

Weighmaster: VS - Vincent Sebastiano (32566)

Material	Quantity	Gross	Tare	Net
NJ RES FILL	34.8 tn	97,100	27,500	69,600

EARTH EFFICIENT HARMONY

13258

718.702.3574

NON-HAZARDOUS MATERIAL MANIFEST

#1044

GENERATOR

Generator Name: Port Chester OZ Fund III QOZB, LLC

Address: 359 Springfield Ave
Summit, NJ 07901

Phone No. 845-8639548

Generating Location: 140-150 Westchester Ave

Address: 140-150 Westchester Ave
Port Chester, NY 10573
NYSDEC BCP Site #C360222

Description of Material

N.J.A.C. 7:26D Residential Soil Remediation Standards

Sample / Cell ID: Comp-A4

I hereby certify that the above named material does not contain free liquid as defined by 40 CFR Part 260.10 or any applicable state law, is not a hazardous waste as defined by 40 CFR Part 261 or any applicable state law, has been properly described, classified and packaged, and is in proper condition for transportation according to applicable regulations.

Jon Tanger — Generator Authorized Agent Name

Signature

090624 — Shipment Date

TRANSPORTER

Truck No. 15

Transporter Name: Cf Bros

Address:

Phone No.

Driver Name (Print): Fredy Vrgiter

Vehicle License No./State: AW 777 M

I hereby certify that the above named material was picked up at the generator site listed above.

Driver Signature

090624 — Shipment Date

DESTINATION (Please Select One)

EARTH EFFICIENT HARMONY Belvidere Rd

3189 Belvidere Road, Phillipsburg, New Jersey 08865
SESC # 24004 | Mine Reg. # 004885

Approval Code: HBR006-24

EARTH EFFICIENT HARMONY Foul Rift

1 Foul Rift Road, Belvidere, New Jersey 07823
SESC # 13035-16055-20012 | Mine Reg. # 004886

Approval Code: HFR012-24

Name of Authorized Agent

Signature

090624 — Receipt Date

White - Destination | Yellow - Transporter | Pink - Generator | Goldenrod - Consultant

EarthEfficient HBR LLC
3189 Belvidere Road
Phillipsburg NJ, 08865

EARTH HARMONY Belvidere Rd

Ticket #: 13265
Date: 09/06/2024 5:01 PM
Phone: (718) 702-3574

Customer: HBR006-24
140-150 Westchester Ave
140-150 Westchester Ave
Port Chester NY, 10573

Generator: Port Chester OZ Fund III QOZB, LLC
359 Springfield Ave

Summit , NJ 07901

DI TRUCKING 55 - AY970R
Manifest: 1043

Remarks: Thank you, Drive Safely !!!!

Signature:

Weighmaster: VS - Vincent Sebastiano (32566)

Material	Quantity	Gross	Tare	Net
NJ RES FILL	32.36 tn	92,320	27,600	64,720

EARTHEFFICIENT HARMONY

718.702.3574

B265

NON-HAZARDOUS MATERIAL MANIFEST

#1043

GENERATOR

Generator Name: Port Chester OZ Fund III QOZB, LLC

Address: 359 Springfield Ave

Summit, NJ 07901

Phone No. 8 4 5 - 8 6 3 9 5 4 8

Generating Location: 140-150 Westchester Ave

Address: 140-150 Westchester Ave

Port Chester, NY 10573

NYSDEC BCP Site #C360222

Description of Material

N.J.A.C. 7:26D Residential Soil Remediation Standards

Sample / Cell ID: COMP-AH

I hereby certify that the above named material does not contain free liquid as defined by 40 CFR Part 260.10 or any applicable state law, is not a hazardous waste as defined by 40 CFR Part 261 or any applicable state law, has been properly described, classified and packaged, and is in proper condition for transportation according to applicable regulations.

Jon Targon — Generator Authorized Agent Name

Signature

09 06 24 — Shipment Date

TRANSPORTER

Truck No. 55

Transporter Name DI

Address

Phone No.

Driver Name (Print) M.P.

Vehicle License No./State AY970R

I hereby certify that the above named material was picked up at the generator site listed above.

Driver Signature

09 06 24 — Shipment Date

DESTINATION (Please Select One)

EARTHEFFICIENT HARMONY Belvidere Rd ☑

3189 Belvidere Road, Phillipsburg, New Jersey 08865
SESC # 24004 | Mine Reg. # 004885

Approval Code: HBR006-24

EARTHEFFICIENT HARMONY Foul Rift ☐

1 Foul Rift Road, Belvidere, New Jersey 07823
SESC # 13035-16055-20012 | Mine Reg. # 004886

Approval Code: HFR012-24

Name of Authorized Agent

Signature

Receipt Date

White - Destination **Yellow - Transporter** **Pink - Generator** **Goldenrod - Consultant**

EarthEfficient MSM LLC
1080 Sand Hill Rd
E.Stroudsburg PA, 18324

Ticket #: 6319
Date: 09/05/2024 10:15 AM
Phone: (516) 788-0083

Customer: MSM008-24
140-150 Westchester Ave
140-150 Westchester Ave
Port Chester NY, 10573

Generator: PACF
Port Chester OZ Fund LLC
359 Springfield Ave

Summit , NJ 07901

DI TRUCKING 24 - Di Trucking 24 (AX402W-NJ)
Manifest: 1001

Remarks: Thank you, Drive Safely !!!!

Signature:

Weighmaster: MH - Matthew Hafler (PA LIC# 84144)

Material	Quantity	Gross	Tare	Net
PACF	28.22 tn	84,100	27,660	56,440





EARTH EFFICIENT
MSM

6319

1080 Sand Hill Road, East Stroudsburg, PA 18302
NPDES Permit #: PAD450083

NON-HAZARDOUS MATERIAL MANIFEST

#1001

GENERATOR

Generator Name: Port Chester OZ Fund III QOZB, LLC
Address: 359 Springfield Ave
Summit, NJ 07901
Phone No. 8 4 5 - 8 6 3 9 5 4 8

Generating Location: 140-150 Westchester Ave
Address: 140-150 Westchester Ave
Port Chester, NY 10573
NYSDEC BCP Site #C360222

Description of Material

PA Clean Fill (PACF)
Approval Code: MSM008-24
Cell / Sample ID: Comp-B4

I hereby certify that the above named material does not contain free liquid as defined by 40 CFR Part 260.10 or any applicable state law, is not a hazardous waste as defined by 40 CFR Part 261 or any applicable state law, has been properly described, classified and packaged, and is in proper condition for transportation according to applicable regulations.

Jon Tanzer — Generator Authorized Agent Name
Jon Tanzer — Signature
09052 4 — Shipment Date

TRANSPORTER

Truck No. 24
Transporter Name DI
Address

Phone No.
Driver Name (Print) ANTONIO PALMA
Vehicle License No./State AX 402W

I hereby certify that the above named material was picked up at the generator site listed above.

A — Driver Signature
09052 4 — Shipment Date

DESTINATION

Site Name: EE MSM
Phone No. 5 1 6 - 7 8 8 0 0 8 3

Address: 1080 Sand Hill Road, East Stroudsburg, PA 18302

I hereby certify that the above named material has been accepted and to the best of my knowledge the foregoing is true and accurate.

MH — Name of Authorized Agent
Matt A — Signature
09052 4 — Receipt Date

White - Destination | Yellow - Transporter | Pink - Generator | Goldenrod - Consultant

EarthEfficient MSM LLC
1080 Sand Hill Rd
E.Stroudsburg PA, 18324

Ticket #: 6320
Date: 09/05/2024 10:18 AM
Phone: (516) 788-0083

Customer: MSM008-24
140-150 Westchester Ave
140-150 Westchester Ave
Port Chester NY, 10573

Generator: PACF
Port Chester OZ Fund LLC
359 Springfield Ave

Summit , NJ 07901

DI TRUCKING 34 - DI Trucking 34 (AY862M-NJ)
Manifest: 1002

Remarks: Thank you, Drive Safely !!!!

Signature:

Weighmaster: MH - Matthew Hafler (PA LIC# 84144)

Material	Quantity	Gross	Tare	Net
PACF	31.34 tn	90,880	28,200	62,680





EARTH EFFICIENT
MSM

6320

1080 Sand Hill Road, East Stroudsburg, PA 18302
NPDES Permit #: PAD450083

NON-HAZARDOUS MATERIAL MANIFEST

#1002

GENERATOR

Generator Name: Port Chester OZ Fund III QOZB, LLC
Address: 359 Springfield Ave
Summit, NJ 07901
Phone No. 845-8639548

Generating Location: 140-150 Westchester Ave
Address: 140-150 Westchester Ave
Port Chester, NY 10573
NYSDEC BCP Site #C360222

Description of Material

PA Clean Fill (PACF)
Approval Code: MSM008-24
Cell / Sample ID: Comp-B4

I hereby certify that the above named material does not contain free liquid as defined by 40 CFR Part 260.10 or any applicable state law, is not a hazardous waste as defined by 40 CFR Part 261 or any applicable state law, has been properly described, classified and packaged, and is in proper condition for transportation according to applicable regulations.

Jon Tanger — Generator Authorized Agent Name
Jon Tanger — Signature
09052 4 — Shipment Date

TRANSPORTER

Truck No. 34
Transporter Name VE
Address

Phone No.
Driver Name (Print) CIEBERSON DE SOUZA
Vehicle License No./State AY 862M

I hereby certify that the above named material was picked up at the generator site listed above.

Cieberson — Driver Signature
09052 4 — Shipment Date

DESTINATION

Site Name: EE MSM
Phone No. 516-7880083

Address: 1080 Sand Hill Road, East Stroudsburg, PA 18302

I hereby certify that the above named material has been accepted and to the best of my knowledge the foregoing is true and accurate.

MP — Name of Authorized Agent
Matt — Signature
09 6 5 24 — Receipt Date

White - Destination | Yellow - Transporter | Pink - Generator | Goldenrod - Consultant

EarthEfficient MSM LLC
1080 Sand Hill Rd
E.Stroudsburg PA, 18324

Ticket #: 6321
Date: 09/05/2024 10:31 AM
Phone: (516) 788-0083

Customer: MSM008-24
140-150 Westchester Ave
140-150 Westchester Ave
Port Chester NY, 10573

Generator: PACF
Port Chester OZ Fund LLC
359 Springfield Ave

Summit , NJ 07901

DI TRUCKING 35 - DI TRUCKING 35 (AY863M-NJ)
Manifest: 1003

Remarks: Thank you, Drive Safely !!!!

Signature:

Weighmaster: MH - Matthew Hafler (PA LIC# 84144)

Material	Quantity	Gross	Tare	Net
PACF	31.18 tn	91,140	28,780	62,360





EARTH EFFICIENT
MSM

6321

1080 Sand Hill Road, East Stroudsburg, PA 18302
NPDES Permit #: PAD450083

NON-HAZARDOUS MATERIAL MANIFEST

#1003

GENERATOR

Generator Name: Port Chester OZ Fund III QOZB, LLC
Address: 359 Springfield Ave
Summit, NJ 07901
Phone No. 845-8639548

Generating Location: 140-150 Westchester Ave
Address: 140-150 Westchester Ave
Port Chester, NY 10573
NYSDEC BCP Site #C360222

Description of Material

PA Clean Fill (PACF)
Approval Code: MSM008-24
Cell / Sample ID: Comp-B4

I hereby certify that the above named material does not contain free liquid as defined by 40 CFR Part 260.10 or any applicable state law, is not a hazardous waste as defined by 40 CFR Part 261 or any applicable state law, has been properly described, classified and packaged, and is in proper condition for transportation according to applicable regulations.

Jon Tarigen — Generator Authorized Agent Name
[signature] — Signature
090524 — Shipment Date

TRANSPORTER

Truck No. 35
Transporter Name PI
Address

Phone No.
Driver Name (Print) [illegible]
Vehicle License No./State KV 863M

I hereby certify that the above named material was picked up at the generator site listed above.

[signature] — Driver Signature
090524 — Shipment Date

DESTINATION

Site Name: EE MSM
Phone No. 516-7880083
Address: 1080 Sand Hill Road, East Stroudsburg, PA 18302

I hereby certify that the above named material has been accepted and to the best of my knowledge the foregoing is true and accurate.

[signature] — Name of Authorized Agent
Matt H — Signature
090524 — Receipt Date

White - Destination Yellow - Transporter Pink - Generator Goldenrod - Consultant

EarthEfficient MSM LLC
1080 Sand Hill Rd
E.Stroudsburg PA, 18324

Ticket #: 6323
Date: 09/05/2024 10:41 AM
Phone: (516) 788-0083

Customer: MSM008-24
140-150 Westchester Ave
140-150 Westchester Ave
Port Chester NY, 10573

Generator: PACF
Port Chester OZ Fund LLC
359 Springfield Ave

Summit , NJ 07901

DI TRUCKING 30 - DI TRUCKING 30 (AY713E-NJ)
Manifest: 1004

Remarks: Thank you, Drive Safely !!!

Signature:

Weighmaster: MH - Matthew Hafler (PA LIC# 84144)

Material	Quantity	Gross	Tare	Net
PACF	31.51 tn	90,940	27,920	63,020





EARTHEFFICIENT
MSM

6323

1080 Sand Hill Road, East Stroudsburg, PA 18302
NPDES Permit #: PAD450083

NON-HAZARDOUS MATERIAL MANIFEST

#1004

GENERATOR

Generator Name: Port Chester OZ Fund III QOZB, LLC
Address: 359 Springfield Ave
Summit, NJ 07901
Phone No. 8 4 5 – 8 6 3 9 5 4 8

Generating Location: 140-150 Westchester Ave
Address: 140-150 Westchester Ave
Port Chester, NY 10573
NYSDEC BCP Site #C360222

Description of Material

PA Clean Fill (PACF)
Approval Code: MSM008-24
Cell / Sample ID: Comp-B4

I hereby certify that the above named material does not contain free liquid as defined by 40 CFR Part 260.10 or any applicable state law, is not a hazardous waste as defined by 40 CFR Part 261 or any applicable state law, has been properly described, classified and packaged, and is in proper condition for transportation according to applicable regulations.

Jon Langer — Generator Authorized Agent Name
Signature
09 05 24 — Shipment Date

TRANSPORTER

Truck No. 30
Transporter Name DE
Address

Phone No.
Driver Name (Print) Paulo Moreira
Vehicle License No./State AY713E

I hereby certify that the above named material was picked up at the generator site listed above.

Driver Signature
09 05 24 — Shipment Date

DESTINATION

Site Name: EE MSM
Phone No. 5 1 6 – 7 8 8 0 0 8 3

Address: 1080 Sand Hill Road, East Stroudsburg, PA 18302

I hereby certify that the above named material has been accepted and to the best of my knowledge the foregoing is true and accurate.

MH — Name of Authorized Agent
Signature
09 05 24 — Receipt Date

White - Destination | Yellow - Transporter | Pink - Generator | Goldenrod - Consultant

EarthEfficient MSM LLC
1080 Sand Hill Rd
E.Stroudsburg PA, 18324

Ticket #: 6324
Date: 09/05/2024 10:54 AM
Phone: (516) 788-0083

Customer: MSM008-24
140-150 Westchester Ave
140-150 Westchester Ave
Port Chester NY, 10573

Generator: PACF
Port Chester OZ Fund LLC
359 Springfield Ave

Summit , NJ 07901

DI TRUCKING 20 - DI Trucking 20 (AX119P-NJ)
Manifest: 1005

Remarks: Thank you, Drive Safely !!!!

Signature:

Weighmaster: MH - Matthew Hafler (PA LIC# 84144)

Material	Quantity	Gross	Tare	Net
PACF	30.44 tn	88,320	27,440	60,880





EARTH EFFICIENT
MSM

6374

1080 Sand Hill Road, East Stroudsburg, PA 18302
NPDES Permit #: PAD450083

NON-HAZARDOUS MATERIAL MANIFEST

#1005

GENERATOR

Generator Name: Port Chester OZ Fund III QOZB, LLC
Address: 359 Springfield Ave
Summit, NJ 07901
Phone No. 8 4 5 - 8 6 3 9 5 4 8

Generating Location: 140-150 Westchester Ave
Address: 140-150 Westchester Ave
Port Chester, NY 10573
NYSDEC BCP Site #C360222

Description of Material

PA Clean Fill (PACF)
Approval Code: MSM008-24
Cell / Sample ID: Comp-B4

I hereby certify that the above named material does not contain free liquid as defined by 40 CFR Part 260.10 or any applicable state law, is not a hazardous waste as defined by 40 CFR Part 261 or any applicable state law, has been properly described, classified and packaged, and is in proper condition for transportation according to applicable regulations.

Jon Langer — Generator Authorized Agent Name
Signature
09 05 24 — Shipment Date

TRANSPORTER

Truck No. 20
Transporter Name DI
Address

Phone No.
Driver Name (Print) Ron Loomis
Vehicle License No./State AX 119P

I hereby certify that the above named material was picked up at the generator site listed above.

Driver Signature
09 05 24 — Shipment Date

DESTINATION

Site Name: EE MSM
Phone No. 5 1 6 - 7 8 8 0 0 8 3

Address: 1080 Sand Hill Road, East Stroudsburg, PA 18302

I hereby certify that the above named material has been accepted and to the best of my knowledge the foregoing is true and accurate.

MH — Name of Authorized Agent
Signature
09 05 24 — Receipt Date

White - Destination | Yellow - Transporter | Pink - Generator | Goldenrod - Consultant

EarthEfficient MSM LLC
1080 Sand Hill Rd
E.Stroudsburg PA, 18324

Ticket #: 6325
Date: 09/05/2024 11:07 AM
Phone: (516) 788-0083

Customer: MSM008-24
140-150 Westchester Ave
140-150 Westchester Ave
Port Chester NY, 10573

Generator: PACF
Port Chester OZ Fund LLC
359 Springfield Ave

Summit , NJ 07901

DI TRUCKING 52 - DI TRUCKING 52 (AY510R-NJ)
Manifest: 1006

Remarks: Thank you, Drive Safely !!!!

Signature:

Weighmaster: MH - Matthew Hafler (PA LIC# 84144)

Material	Quantity	Gross	Tare	Net
PACF	30.58 tn	89,580	28,420	61,160





6325

EARTHEFFICIENT
MSM

1080 Sand Hill Road, East Stroudsburg, PA 18302
NPDES Permit #: PAD450083

NON-HAZARDOUS MATERIAL MANIFEST

#1006

GENERATOR

Generator Name: Port Chester OZ Fund III QOZB, LLC
Address: 359 Springfield Ave
Summit, NJ 07901
Phone No. 8 4 5 - 8 6 3 9 5 4 8

Generating Location: 140-150 Westchester Ave
Address: 140-150 Westchester Ave
Port Chester, NY 10573
NYSDEC BCP Site #C360222

Description of Material

PA Clean Fill (PACF)
Approval Code: MSM008-24
Cell / Sample ID: Comp-B4

I hereby certify that the above named material does not contain free liquid as defined by 40 CFR Part 260.10 or any applicable state law, is not a hazardous waste as defined by 40 CFR Part 261 or any applicable state law, has been properly described, classified and packaged, and is in proper condition for transportation according to applicable regulations.

Jon Tanzer — Generator Authorized Agent Name
Jon Tanzer — Signature
09 05 24 — Shipment Date

TRANSPORTER

Truck No. 52
Transporter Name DE
Address

Phone No.
Driver Name (Print)
Vehicle License No./State AX510R

I hereby certify that the above named material was picked up at the generator site listed above.

Driver Signature
09 05 24 — Shipment Date

DESTINATION

Site Name: EE MSM
Phone No. 5 1 6 - 7 8 8 0 0 8 3

Address: 1080 Sand Hill Road, East Stroudsburg, PA 18302

I hereby certify that the above named material has been accepted and to the best of my knowledge the foregoing is true and accurate.

MH — Name of Authorized Agent
Matt H — Signature
09 05 24 — Receipt Date

White - Destination | Yellow - Transporter | Pink - Generator | Goldenrod - Consultant

EarthEfficient MSM LLC
1080 Sand Hill Rd
E.Stroudsburg PA, 18324

Ticket #: 6326
Date: 09/05/2024 11:24 AM
Phone: (516) 788-0083

Customer: MSM008-24
140-150 Westchester Ave
140-150 Westchester Ave
Port Chester NY, 10573

Generator: PACF
Port Chester OZ Fund LLC
359 Springfield Ave
Summit , NJ 07901

DI TRUCKING 39 - DI Trucking 39 (AU744M-NJ)
Manifest: 1007

Remarks: Thank you, Drive Safely !!!!

Signature:

Weighmaster: MH - Matthew Hafler (PA LIC# 84144)

Material	Quantity	Gross	Tare	Net
PACF	30.93 tn	88,360	26,500	61,860





6326

EARTH EFFICIENT
MSM

1080 Sand Hill Road, East Stroudsburg, PA 18302
NPDES Permit #: PAD450083

NON-HAZARDOUS MATERIAL MANIFEST

#1007

GENERATOR

Generator Name: Port Chester OZ Fund III QOZB, LLC
Address: 359 Springfield Ave
Summit, NJ 07901
Phone No. 845-8639548

Generating Location: 140-150 Westchester Ave
Address: 140-150 Westchester Ave
Port Chester, NY 10573
NYSDEC BCP Site #C360222

Description of Material

PA Clean Fill (PACF)
Approval Code: MSM008-24
Cell / Sample ID: Comp-B4

I hereby certify that the above named material does not contain free liquid as defined by 40 CFR Part 260.10 or any applicable state law, is not a hazardous waste as defined by 40 CFR Part 261 or any applicable state law, has been properly described, classified and packaged, and is in proper condition for transportation according to applicable regulations.

Jon Tarver — Signature — 090524
Generator Authorized Agent Name — Signature — Shipment Date

TRANSPORTER

Truck No. # 39
Transporter Name DI
Address

Phone No.
Driver Name (Print) Carlos Arellano
Vehicle License No./State AZ 608A

I hereby certify that the above named material was picked up at the generator site listed above.

Carlos — 090524
Driver Signature — Shipment Date

DESTINATION

Site Name: EE MSM
Phone No. 516-7880083

Address: 1080 Sand Hill Road, East Stroudsburg, PA 18302

I hereby certify that the above named material has been accepted and to the best of my knowledge the foregoing is true and accurate.

Matt H — Matt H — 090524
Name of Authorized Agent — Signature — Receipt Date

White - Destination | Yellow - Transporter | Pink - Generator | Goldenrod - Consultant

EarthEfficient MSM LLC
1080 Sand Hill Rd
E.Stroudsburg PA, 18324

Ticket #: 6327
Date: 09/05/2024 11:48 AM
Phone: (516) 788-0083

Customer: MSM008-24
140-150 Westchester Ave
140-150 Westchester Ave
Port Chester NY, 10573

Generator: PACF
Port Chester OZ Fund LLC
359 Springfield Ave

Summit , NJ 07901

DI TRUCKING 40 - DI TRUCKING 40 (AZ609A-NJ)
Manifest: 1008

Remarks: Thank you, Drive Safely !!!!

Signature:

Weighmaster: MH - Matthew Hafler (PA LIC# 84144)

Material	Quantity	Gross	Tare	Net
PACF	32.85 tn	92,940	27,240	65,700





6327

EARTH EFFICIENT
MSM

1080 Sand Hill Road, East Stroudsburg, PA 18302
NPDES Permit #: PAD450083

NON-HAZARDOUS MATERIAL MANIFEST

#1008

GENERATOR

Generator Name: Port Chester OZ Fund III QOZB, LLC
Address: 359 Springfield Ave
Summit, NJ 07901
Phone No. 845-8639548

Generating Location: 140-150 Westchester Ave
Address: 140-150 Westchester Ave
Port Chester, NY 10573
NYSDEC BCP Site #C360222

Description of Material

PA Clean Fill (PACF)
Approval Code: MSM008-24
Cell / Sample ID: Comp-B4

I hereby certify that the above named material does not contain free liquid as defined by 40 CFR Part 260.10 or any applicable state law, is not a hazardous waste as defined by 40 CFR Part 261 or any applicable state law, has been properly described, classified and packaged, and is in proper condition for transportation according to applicable regulations.

Jon Tangen — Generator Authorized Agent Name
Jon Tangen — Signature
09 05 24 — Shipment Date

TRANSPORTER

Truck No. 40
Transporter Name DE
Address

Phone No.
Driver Name (Print) Ney
Vehicle License No./State AZ 609A

I hereby certify that the above named material was picked up at the generator site listed above.

Driver Signature
09 05 24 — Shipment Date

DESTINATION

Site Name: EE MSM
Phone No. 516-7880083

Address: 1080 Sand Hill Road, East Stroudsburg, PA 18302

I hereby certify that the above named material has been accepted and to the best of my knowledge the foregoing is true and accurate.

MP — Name of Authorized Agent
Matt H — Signature
09 05 24 — Receipt Date

White - Destination | Yellow - Transporter | Pink - Generator | Goldenrod - Consultant

EarthEfficient MSM LLC
1080 Sand Hill Rd
E.Stroudsburg PA, 18324

Ticket #: 6330
Date: 09/05/2024 2:29 PM
Phone: (516) 788-0083

Customer: MSM008-24
140-150 Westchester Ave
140-150 Westchester Ave
Port Chester NY, 10573

Generator: PACF
Port Chester OZ Fund LLC
359 Springfield Ave

Summit , NJ 07901

CF BROS 16 - CF BROS 16 (AY688J-NJ)
Manifest: 1009

Remarks: Thank you, Drive Safely !!!!

Signature:

Weighmaster: MH - Matthew Hafler (PA LIC# 84144)

Material	Quantity	Gross	Tare	Net
PACF	32.07 tn	90,940	26,800	64,140





EARTH EFFICIENT MSM

#6330

1080 Sand Hill Road, East Stroudsburg, PA 18302
NPDES Permit #: PAD450083

NON-HAZARDOUS MATERIAL MANIFEST

#1009

GENERATOR

Generator Name: Port Chester OZ Fund III QOZB, LLC
Address: 359 Springfield Ave
Summit, NJ 07901
Phone No. 845-8639548

Generating Location: 140-150 Westchester Ave
Address: 140-150 Westchester Ave
Port Chester, NY 10573
NYSDEC BCP Site #C360222

Description of Material

PA Clean Fill (PACF)
Approval Code: MSM008-24
Cell / Sample ID: Comp-B4

I hereby certify that the above named material does not contain free liquid as defined by 40 CFR Part 260.10 or any applicable state law, is not a hazardous waste as defined by 40 CFR Part 261 or any applicable state law, has been properly described, classified and packaged, and is in proper condition for transportation according to applicable regulations.

Jon Tangen — Generator Authorized Agent Name
Jon Tangen — Signature
09/05/24 — Shipment Date

TRANSPORTER

Truck No. 16
Transporter Name C&F Bro
Address

Phone No.
Driver Name (Print) Maykol
Vehicle License No./State AY6885

I hereby certify that the above named material was picked up at the generator site listed above.

Driver Signature
09/05/24 — Shipment Date

DESTINATION

Site Name: EE MSM
Phone No. 516-7880083

Address: 1080 Sand Hill Road, East Stroudsburg, PA 18302

I hereby certify that the above named material has been accepted and to the best of my knowledge the foregoing is true and accurate.

Name of Authorized Agent
Signature
09/05/24 — Receipt Date

White - Destination Yellow - Transporter Pink - Generator Goldenrod - Consultant

EarthEfficient MSM LLC
1080 Sand Hill Rd
E.Stroudsburg PA, 18324

Ticket #: 6331
Date: 09/05/2024 2:33 PM
Phone: (516) 788-0083

Customer: MSM008-24
140-150 Westchester Ave
140-150 Westchester Ave
Port Chester NY, 10573

Generator: PACF
Port Chester OZ Fund LLC
359 Springfield Ave

Summit , NJ 07901

CF BROS 18 - CF BROS TRUCKING 18 (AZ982E-NJ)
Manifest: 1010

Remarks: Thank you, Drive Safely !!!!

Signature:

Weighmaster: MH - Matthew Hafler (PA LIC# 84144)

Material	Quantity	Gross	Tare	Net
PACF	31.72 tn	90,860	27,420	63,440





EARTH EFFICIENT
MSM

#6331

1080 Sand Hill Road, East Stroudsburg, PA 18302
NPDES Permit #: PAD450083

NON-HAZARDOUS MATERIAL MANIFEST

#1010

GENERATOR

Generator Name: Port Chester OZ Fund III QOZB, LLC
Address: 359 Springfield Ave
Summit, NJ 07901
Phone No. 8 4 5 - 8 6 3 9 5 4 8

Generating Location: 140-150 Westchester Ave
Address: 140-150 Westchester Ave
Port Chester, NY 10573
NYSDEC BCP Site #C360222

Description of Material

PA Clean Fill (PACF)
Approval Code: MSM008-24
Cell / Sample ID: Comp-B4

I hereby certify that the above named material does not contain free liquid as defined by 40 CFR Part 260.10 or any applicable state law, is not a hazardous waste as defined by 40 CFR Part 261 or any applicable state law, has been properly described, classified and packaged, and is in proper condition for transportation according to applicable regulations.

Jon Tanger — Generator Authorized Agent Name
Jm Tanger — Signature
09 05 24 — Shipment Date

TRANSPORTER

Truck No. 18
Transporter Name: CF Bro
Address:

Phone No.
Driver Name (Print): Jon Q
Vehicle License No./State: AZ98ZE

I hereby certify that the above named material was picked up at the generator site listed above.

Driver Signature
09 05 24 — Shipment Date

DESTINATION

Site Name: EE MSM
Phone No. 5 1 6 - 7 8 8 0 0 8 3

Address: 1080 Sand Hill Road, East Stroudsburg, PA 18302

I hereby certify that the above named material has been accepted and to the best of my knowledge the foregoing is true and accurate.

TCM. G — Name of Authorized Agent
Signature
09 05 24 — Receipt Date

White - Destination | Yellow - Transporter | Pink - Generator | Goldenrod - Consultant

EarthEfficient HBR LLC
3189 Belvidere Road
Phillipsburg NJ, 08865

EARTH HARMONY Belvidere Rd

Ticket #: 14254
Date: 09/23/2024 10:18 AM
Phone: (718) 702-3574

Customer: HBR006-24
140-150 Westchester Ave
140-150 Westchester Ave
Port Chester NY, 10573

Generator:Port Chester OZ Fund III QOZB, LLC
359 Springfield Ave

Summit , NJ 07901

SEBEST 2 - AX581L - NJ
Manifest: 1105

Remarks: Thank you, Drive Safely !!!!

Signature: Rodney Rivers Weighmaster: VS - Vincent Sebastiano (32566)

Material	Quantity	Gross	Tare	Net
NJ RES FILL	30.34 tn	88,220	27,540	60,680

EARTH EFFICIENT HARMONY

141254

718.702.3574

NON-HAZARDOUS MATERIAL MANIFEST

#1105

GENERATOR

Generator Name: Port Chester OZ Fund III QOZB, LLC

Address: 359 Springfield Ave

Summit, NJ 07901

Phone No. 8 4 5 - 8 6 3 9 5 4 8

Generating Location: 140-150 Westchester Ave

Address: 140-150 Westchester Ave

Port Chester, NY 10573

NYSDEC BCP Site #C360222

Description of Material

N.J.A.C. 7:26D Residential Soil Remediation Standards

Sample / Cell ID: Comp - A1

I hereby certify that the above named material does not contain free liquid as defined by 40 CFR Part 260.10 or any applicable state law, is not a hazardous waste as defined by 40 CFR Part 261 or any applicable state law, has been properly described, classified and packaged, and is in proper condition for transportation according to applicable regulations.

Jon Tarr — 09/23/24

Generator Authorized Agent Name | Signature | Shipment Date

TRANSPORTER

Truck No. 2

Transporter Name Senest

Address

Phone No.

Driver Name (Print) Ricky Kuo

Vehicle License No./State AX5E1L

I hereby certify that the above named material was picked up at the generator site listed above.

Ricky Kuo — 09/23/24

Driver Signature | Shipment Date

DESTINATION (Please Select One)

EARTH EFFICIENT HARMONY Belvidere Rd — ☒

3189 Belvidere Road, Phillipsburg, New Jersey 08865
SESC # 24004 | Mine Reg. # 004885

EARTH EFFICIENT HARMONY Foul Rift — ☐

1 Foul Rift Road, Belvidere, New Jersey 07823
SESC # 13035-16055-20012 | Mine Reg. # 004886

Approval Code: HBR006-24

Approval Code: HFR012-24

VAS — [signature] — 09/23/24

Name of Authorized Agent | Signature | Receipt Date

White - Destination | Yellow - Transporter | Pink - Generator | Goldenrod - Consultant

EarthEfficient HBR LLC
3189 Belvidere Road
Phillipsburg NJ, 08865

EARTH HARMONY Belvidere Rd

Ticket #: 14255
Date: 09/23/2024 10:30 AM
Phone: (718) 702-3574

Customer: HBR006-24
140-150 Westchester Ave
140-150 Westchester Ave
Port Chester NY, 10573

Generator:Port Chester OZ Fund III QOZB, LLC
359 Springfield Ave

Summit , NJ 07901

SEBEST 6 - AZ483E
Manifest: 1106

Remarks: Thank you, Drive Safely !!!!

Signature:

Weighmaster: VS - Vincent Sebastiano (32566)

Material	Quantity	Gross	Tare	Net
NJ RES FILL	28.23 tn	83,580	27,120	56,460

EARTHEFFICIENT HARMONY

14255

718.702.3574

NON-HAZARDOUS MATERIAL MANIFEST

#1106

GENERATOR

Generator Name: Port Chester OZ Fund III QOZB, LLC

Address: 359 Springfield Ave

Summit, NJ 07901

Phone No. 8 4 5 - 8 6 3 9 5 4 8

Generating Location: 140-150 Westchester Ave

Address: 140-150 Westchester Ave

Port Chester, NY 10573

NYSDEC BCP Site #C360222

Description of Material

N.J.A.C. 7:26D Residential Soil Remediation Standards

Sample / Cell ID: comp-A1

I hereby certify that the above named material does not contain free liquid as defined by 40 CFR Part 260.10 or any applicable state law, is not a hazardous waste as defined by 40 CFR Part 261 or any applicable state law, has been properly described, classified and packaged, and is in proper condition for transportation according to applicable regulations.

Jon Tanger — Generator Authorized Agent Name

Signature

09/23/24 — Shipment Date

TRANSPORTER

Truck No. 6

Transporter Name sebest

Address

Phone No.

Driver Name (Print) ANKY G

Vehicle License No./State AZ483E

I hereby certify that the above named material was picked up at the generator site listed above.

Driver Signature

09/23/24 — Shipment Date

DESTINATION (Please Select One)

EARTHEFFICIENT HARMONY Belvidere Rd ☒

3189 Belvidere Road, Phillipsburg, New Jersey 08865
SESC # 24004 | Mine Reg. # 004885

Approval Code: HBR006-24

Name of Authorized Agent

Signature

EARTHEFFICIENT HARMONY Foul Rift ☐

1 Foul Rift Road, Belvidere, New Jersey 07823
SESC # 13035-16055-20012 | Mine Reg. # 004886

Approval Code: HFR012-24

09/23/24 — Receipt Date

White - Destination **Yellow - Transporter** **Pink - Generator** **Goldenrod - Consultant**

EarthEfficient HBR LLC
3189 Belvidere Road
Phillipsburg NJ, 08865

EARTH HARMONY Belvidere Rd

Ticket #: 14269
Date: 09/23/2024 11:52 AM
Phone: (718) 702-3574

Customer: HBR006-24
140-150 Westchester Ave
140-150 Westchester Ave
Port Chester NY, 10573

Generator: Port Chester OZ Fund III QOZB, LLC
359 Springfield Ave
Summit , NJ 07901

OSUNA 2 - AW287S-NJ
Manifest: 1107

Remarks: Thank you, Drive Safely !!!!

Signature:

Weighmaster: VS - Vincent Sebastiano (32566)

Material	Quantity	Gross	Tare	Net
NJ RES FILL	35.24 tn	97,920	27,450	70,470

EARTH EFFICIENT HARMONY

14269

718.702.3574

NON-HAZARDOUS MATERIAL MANIFEST

#1107

GENERATOR

Generator Name: Port Chester OZ Fund III QOZB, LLC

Address: 359 Springfield Ave
Summit, NJ 07901

Phone No. 845-8639548

Generating Location: 140-150 Westchester Ave

Address: 140-150 Westchester Ave
Port Chester, NY 10573
NYSDEC BCP Site #C360222

Description of Material

N.J.A.C. 7:26D Residential Soil Remediation Standards

Sample / Cell ID: Comp - A1

I hereby certify that the above named material does not contain free liquid as defined by 40 CFR Part 260.10 or any applicable state law, is not a hazardous waste as defined by 40 CFR Part 261 or any applicable state law, has been properly described, classified and packaged, and is in proper condition for transportation according to applicable regulations.

Generator Authorized Agent Name | Signature | Shipment Date: 092324

TRANSPORTER

Truck No.: 2

Transporter Name: OSUNA

Address:

Phone No.:

Driver Name (Print): JUAN

Vehicle License No./State: AW2275

I hereby certify that the above named material was picked up at the generator site listed above.

Driver Signature | Shipment Date: 092324

DESTINATION (Please Select One)

EARTH EFFICIENT HARMONY Belvidere Rd ☒

3189 Belvidere Road, Phillipsburg, New Jersey 08865
SESC # 24004 | Mine Reg. # 004885

Approval Code: HBR006-24

EARTH EFFICIENT HARMONY Foul Rift ☐

1 Foul Rift Road, Belvidere, New Jersey 07823
SESC # 13035-16055-20012 | Mine Reg. # 004886

Approval Code: HFR012-24

Name of Authorized Agent | Signature | Receipt Date: 092324

White - Destination **Yellow - Transporter** **Pink - Generator** **Goldenrod - Consultant**

EarthEfficient HBR LLC
3189 Belvidere Road
Phillipsburg NJ, 08865

EARTH HARMONY Belvidere Rd

Ticket #: 14271
Date: 09/23/2024 12:09 PM
Phone: (718) 702-3574

Customer: HBR006-24
140-150 Westchester Ave
140-150 Westchester Ave
Port Chester NY, 10573

Generator:Port Chester OZ Fund III QOZB, LLC
359 Springfield Ave

Summit , NJ 07901

OSUNA 4 - AZ664C
Manifest: 1109

Remarks: Thank you, Drive Safely !!!!

Signature:

Weighmaster: VS - Vincent Sebastiano (32566)

Material	Quantity	Gross	Tare	Net
NJ RES FILL	34.21 tn	95,620	27,200	68,420

EARTH EFFICIENT HARMONY

14271

718.702.3574

NON-HAZARDOUS MATERIAL MANIFEST

#1109

GENERATOR

Generator Name: Port Chester OZ Fund III QOZB, LLC

Address: 359 Springfield Ave

Summit, NJ 07901

Phone No. 845-8639548

Generating Location: 140-150 Westchester Ave

Address: 140-150 Westchester Ave

Port Chester, NY 10573

NYSDEC BCP Site #C360222

Description of Material

N.J.A.C. 7:26D Residential Soil Remediation Standards

Sample / Cell ID: COMP-A1

I hereby certify that the above named material does not contain free liquid as defined by 40 CFR Part 260.10 or any applicable state law, is not a hazardous waste as defined by 40 CFR Part 261 or any applicable state law, has been properly described, classified and packaged, and is in proper condition for transportation according to applicable regulations.

Jon Tanzer — Generator Authorized Agent Name

Signature

09/23/24 — Shipment Date

TRANSPORTER

Truck No. 4

Phone No.

Transporter Name Osma

Driver Name (Print) DOS

Address

Vehicle License No./State AZ 664C

I hereby certify that the above named material was picked up at the generator site listed above.

Driver Signature

09/23/24 — Shipment Date

DESTINATION (Please Select One)

EARTH EFFICIENT HARMONY Belvidere Rd ☒

3189 Belvidere Road, Phillipsburg, New Jersey 08865
SESC # 24004 | Mine Reg. # 004885

Approval Code: HBR006-24

Name of Authorized Agent

Signature

EARTH EFFICIENT HARMONY Foul Rift ☐

1 Foul Rift Road, Belvidere, New Jersey 07823
SESC # 13035-16055-20012 | Mine Reg. # 004886

Approval Code: HFR012-24

09/23/24 — Receipt Date

White - Destination **Yellow - Transporter** **Pink - Generator** **Goldenrod - Consultant**

EarthEfficient HBR LLC
3189 Belvidere Road
Phillipsburg NJ, 08865

EARTH
HARMONY
Belvidere Rd

Ticket #: 14272
Date: 09/23/2024 12:13 PM
Phone: (718) 702-3574

Customer: HBR006-24
140-150 Westchester Ave
140-150 Westchester Ave
Port Chester NY, 10573

Generator:Port Chester OZ Fund III QOZB, LLC
359 Springfield Ave

Summit , NJ 07901

OSUNA 3 - AY204B
Manifest: 1108

Remarks: Thank you, Drive Safely !!!!

Signature:

Weighmaster: VS - Vincent Sebastiano (32566)

Material	Quantity	Gross	Tare	Net
NJ RES FILL	37.13 tn	101,660	27,400	74,260

EARTH EFFICIENT HARMONY

14272

718.702.3574

NON-HAZARDOUS MATERIAL MANIFEST

#1108

GENERATOR

Generator Name: Port Chester OZ Fund III QOZB, LLC

Address: 359 Springfield Ave

Summit, NJ 07901

Phone No. 8 4 5 – 8 6 3 9 5 4 8

Generating Location: 140-150 Westchester Ave

Address: 140-150 Westchester Ave

Port Chester, NY 10573

NYSDEC BCP Site #C360222

Description of Material

N.J.A.C. 7:26D Residential Soil Remediation Standards

Sample / Cell ID: Comp. A1

I hereby certify that the above named material does not contain free liquid as defined by 40 CFR Part 260.10 or any applicable state law, is not a hazardous waste as defined by 40 CFR Part 261 or any applicable state law, has been properly described, classified and packaged, and is in proper condition for transportation according to applicable regulations.

Generator Authorized Agent Name | Signature | Shipment Date: 09/23/24

TRANSPORTER

Truck No. 3

Transporter Name Osha

Address

Phone No.

Driver Name (Print) Julian Z.

Vehicle License No./State AY204B

I hereby certify that the above named material was picked up at the generator site listed above.

Driver Signature | Shipment Date: 9/13/24

DESTINATION (Please Select One)

EARTH EFFICIENT HARMONY Belvidere Rd ☒

3189 Belvidere Road, Phillipsburg, New Jersey 08865

SESC # 24004 | Mine Reg. # 004885

Approval Code: HBR006-24

Name of Authorized Agent | Signature

EARTH EFFICIENT HARMONY Foul Rift ☐

1 Foul Rift Road, Belvidere, New Jersey 07823

SESC # 13035-16055-20012 | Mine Reg. # 004886

Approval Code: HFR012-24

Receipt Date: 09/23/24

White - Destination **Yellow - Transporter** **Pink - Generator** **Goldenrod - Consultant**

EarthEfficient HBR LLC
3189 Belvidere Road
Phillipsburg NJ, 08865

EARTH
HARMONY
Belvidere Rd

Ticket #: 14273
Date: 09/23/2024 12:18 PM
Phone: (718) 702-3574

Customer: HBR006-24
140-150 Westchester Ave
140-150 Westchester Ave
Port Chester NY, 10573

Generator:Port Chester OZ Fund III QOZB, LLC
359 Springfield Ave

Summit , NJ 07901

SEBEST 3 - AY623Y
Manifest: 1110

Remarks: Thank you, Drive Safely !!!!

Signature:

Weighmaster: VS - Vincent Sebastiano (32566)

Material	Quantity	Gross	Tare	Net
NJ RES FILL	29.69 tn	87,300	27,920	59,380



EARTH EFFICIENT HARMONY

14273

718.702.3574

NON-HAZARDOUS MATERIAL MANIFEST

#1110

GENERATOR

Generator Name: Port Chester OZ Fund III QOZB, LLC

Address: 359 Springfield Ave

Summit, NJ 07901

Phone No. 8 4 5 - 8 6 3 9 5 4 8

Generating Location: 140-150 Westchester Ave

Address: 140-150 Westchester Ave

Port Chester, NY 10573

NYSDEC BCP Site #C360222

Description of Material

N.J.A.C. 7:26D Residential Soil Remediation Standards

Sample / Cell ID: Comp - A1

I hereby certify that the above named material does not contain free liquid as defined by 40 CFR Part 260.10 or any applicable state law, is not a hazardous waste as defined by 40 CFR Part 261 or any applicable state law, has been properly described, classified and packaged, and is in proper condition for transportation according to applicable regulations.

Jon Tarsa — Generator Authorized Agent Name

Signature

09 / 23 / 24 — Shipment Date

TRANSPORTER

Truck No. 3

Transporter Name Select

Address

Phone No.

Driver Name (Print)

Vehicle License No./State AY623Y

I hereby certify that the above named material was picked up at the generator site listed above.

Driver Signature

09 / 23 / 24 — Shipment Date

DESTINATION (Please Select One)

EARTH EFFICIENT HARMONY Belvidere Rd ☑

3189 Belvidere Road, Phillipsburg, New Jersey 08865
SESC # 24004 | Mine Reg. # 004885

EARTH EFFICIENT HARMONY Foul Rift ☐

1 Foul Rift Road, Belvidere, New Jersey 07823
SESC # 13035-16055-20012 | Mine Reg. # 004886

Approval Code: HBR006-24

Name of Authorized Agent

Signature

Approval Code: HFR012-24

09/23/24 — Receipt Date

White - Destination | Yellow - Transporter | Pink - Generator | Goldenrod - Consultant

EarthEfficient HBR LLC
3189 Belvidere Road
Phillipsburg NJ, 08865

EARTH
HARMONY
Belvidere Rd

Ticket #: 14274
Date: 09/23/2024 12:24 PM
Phone: (718) 702-3574

Customer: HBR006-24
140-150 Westchester Ave
140-150 Westchester Ave
Port Chester NY, 10573

Generator:Port Chester OZ Fund III QOZB, LLC
359 Springfield Ave
Summit , NJ 07901

OSUNA 1 - AW592C-NJ
Manifest: 1111

Remarks: Thank you, Drive Safely !!!!

Signature:

Weighmaster: VS - Vincent Sebastiano (32566)

Material	Quantity	Gross	Tare	Net
NJ RES FILL	35.62 tn	99,120	27,880	71,240

EARTH EFFICIENT HARMONY

14274

718.702.3574

NON-HAZARDOUS MATERIAL MANIFEST

#1111

GENERATOR

Generator Name: Port Chester OZ Fund III QOZB, LLC
Address: 359 Springfield Ave
Summit, NJ 07901
Phone No. 845-8639548

Generating Location: 140-150 Westchester Ave
Address: 140-150 Westchester Ave
Port Chester, NY 10573
NYSDEC BCP Site #C360222

Description of Material

N.J.A.C. 7:26D Residential Soil Remediation Standards

Sample / Cell ID: Comp - A1

I hereby certify that the above named material does not contain free liquid as defined by 40 CFR Part 260.10 or any applicable state law, is not a hazardous waste as defined by 40 CFR Part 261 or any applicable state law, has been properly described, classified and packaged, and is in proper condition for transportation according to applicable regulations.

Jon Tanger — Generator Authorized Agent Name
Jon Tanger — Signature
09/23/24 — Shipment Date

TRANSPORTER

Truck No. 1
Transporter Name Osuna
Address

Phone No.
Driver Name (Print) Andres P
Vehicle License No./State ATN592C

I hereby certify that the above named material was picked up at the generator site listed above.

Driver Signature
09/23/24 — Shipment Date

DESTINATION (Please Select One)

EARTH EFFICIENT HARMONY Belvidere Rd — ☒

3189 Belvidere Road, Phillipsburg, New Jersey 08865
SESC # 24004 | Mine Reg. # 004885

Approval Code: HBR006-24

Name of Authorized Agent
Signature

EARTH EFFICIENT HARMONY Foul Rift — ☐

1 Foul Rift Road, Belvidere, New Jersey 07823
SESC # 13035-16055-20012 | Mine Reg. # 004886

Approval Code: HFR012-24

09/23/24 — Receipt Date

White - Destination **Yellow - Transporter** **Pink - Generator** **Goldenrod - Consultant**

EarthEfficient HBR LLC
3189 Belvidere Road
Phillipsburg NJ, 08865

EARTH
HARMONY
Belvidere Rd

Ticket #: 14275
Date: 09/23/2024 12:28 PM
Phone: (718) 702-3574

Customer: HBR006-24
140-150 Westchester Ave
140-150 Westchester Ave
Port Chester NY, 10573

Generator: Port Chester OZ Fund III QOZB, LLC
359 Springfield Ave

Summit , NJ 07901

SEBEST 1 - AY175L
Manifest: 1112

Remarks: Thank you, Drive Safely !!!!

Signature:

Weighmaster: VS - Vincent Sebastiano (32566)

Material	Quantity	Gross	Tare	Net
NJ RES FILL	28.63 tn	84,100	26,840	57,260

EARTHEFFICIENT HARMONY

4275

718.702.3574

NON-HAZARDOUS MATERIAL MANIFEST

#1112

GENERATOR

Generator Name: Port Chester OZ Fund III QOZB, LLC

Address: 359 Springfield Ave

Summit, NJ 07901

Phone No. 8 4 5 - 8 6 3 9 5 4 8

Generating Location: 140-150 Westchester Ave

Address: 140-150 Westchester Ave

Port Chester, NY 10573

NYSDEC BCP Site #C360222

Description of Material

N.J.A.C. 7:26D Residential Soil Remediation Standards

Sample / Cell ID: COMP - A1

I hereby certify that the above named material does not contain free liquid as defined by 40 CFR Part 260.10 or any applicable state law, is not a hazardous waste as defined by 40 CFR Part 261 or any applicable state law, has been properly described, classified and packaged, and is in proper condition for transportation according to applicable regulations.

Jon Jansen — Generator Authorized Agent Name

Jon Jansen — Signature

09 23 24 — Shipment Date

TRANSPORTER

Truck No. 1

Transporter Name Sebest

Address

Phone No.

Driver Name (Print) [illegible]

Vehicle License No./State A417SL

I hereby certify that the above named material was picked up at the generator site listed above.

[illegible] — Driver Signature

09 23 24 — Shipment Date

DESTINATION (Please Select One)

EARTHEFFICIENT HARMONY Belvidere Rd ☑

3189 Belvidere Road, Phillipsburg, New Jersey 08865
SESC # 24004 | Mine Reg. # 004885

Approval Code: HBR006-24

[illegible] — Name of Authorized Agent

[illegible] — Signature

EARTHEFFICIENT HARMONY Foul Rift ☐

1 Foul Rift Road, Belvidere, New Jersey 07823
SESC # 13035-16055-20012 | Mine Reg. # 004886

Approval Code: HFR012-24

09 23 24 — Receipt Date

White - Destination **Yellow - Transporter** **Pink - Generator** **Goldenrod - Consultant**

EarthEfficient HBR LLC
3189 Belvidere Road
Phillipsburg NJ, 08865

EARTHEFFICIENT
HARMONY
Belvidere Rd

Ticket #: 14276
Date: 09/23/2024 12:42 PM
Phone: (718) 702-3574

Customer: HBR006-24
140-150 Westchester Ave
140-150 Westchester Ave
Port Chester NY, 10573

Generator: Port Chester OZ Fund III QOZB, LLC
359 Springfield Ave

Summit , NJ 07901

SEBEST 4 - SEBEST 4 (AW250R-NJ)
Manifest: 1113

Remarks: Thank you, Drive Safely !!!!

Signature:

Weighmaster: VS - Vincent Sebastiano (32566)

Material	Quantity	Gross	Tare	Net
NJ RES FILL	32.69 tn	93,020	27,650	65,370

EARTH EFFICIENT HARMONY

14276

718.702.3574

NON-HAZARDOUS MATERIAL MANIFEST

#1113

GENERATOR

Generator Name: Port Chester OZ Fund III QOZB, LLC

Address: 359 Springfield Ave

Summit, NJ 07901

Phone No. 8 4 5 - 8 6 3 9 5 4 8

Generating Location: 140-150 Westchester Ave

Address: 140-150 Westchester Ave

Port Chester, NY 10573

NYSDEC BCP Site #C360222

Description of Material

N.J.A.C. 7:26D Residential Soil Remediation Standards

Sample / Cell ID: Comp - A1

I hereby certify that the above named material does not contain free liquid as defined by 40 CFR Part 260.10 or any applicable state law, is not a hazardous waste as defined by 40 CFR Part 261 or any applicable state law, has been properly described, classified and packaged, and is in proper condition for transportation according to applicable regulations.

Jon Jansen — Generator Authorized Agent Name

Jon Jansen — Signature

09/23/24 — Shipment Date

TRANSPORTER

Truck No.

Phone No.

Transporter Name: Selvest

Driver Name (Print): JOHN

Address

Vehicle License No./State: AIV7502

I hereby certify that the above named material was picked up at the generator site listed above.

MV — Driver Signature

09/23/24 — Shipment Date

DESTINATION (Please Select One)

EARTH EFFICIENT HARMONY Belvidere Rd — ☑

3189 Belvidere Road, Phillipsburg, New Jersey 08865
SESC # 24004 | Mine Reg. # 004885

Approval Code: HBR006-24

EARTH EFFICIENT HARMONY Foul Rift — ☐

1 Foul Rift Road, Belvidere, New Jersey 07823
SESC # 13035-16055-20012 | Mine Reg. # 004886

Approval Code: HFR012-24

UM — Name of Authorized Agent

Signature

09/23/24 — Receipt Date

White - Destination **Yellow - Transporter** **Pink - Generator** **Goldenrod - Consultant**

EarthEfficient HBR LLC
3189 Belvidere Road
Phillipsburg NJ, 08865

EARTHEFFICIENT
HARMONY
Belvidere Rd

Ticket #: 14285
Date: 09/23/2024 3:11 PM
Phone: (718) 702-3574

Customer: HBR006-24
140-150 Westchester Ave
140-150 Westchester Ave
Port Chester NY, 10573

Generator: Port Chester OZ Fund III QOZB, LLC
359 Springfield Ave

Summit , NJ 07901

SEBEST 2 - AX581L - NJ
Manifest: 1114

Remarks: Thank you, Drive Safely !!!!

Signature:

Weighmaster: VS - Vincent Sebastiano (32566)

Material	Quantity	Gross	Tare	Net
NJ RES FILL	31.18 tn	89,900	27,540	62,360

EARTH EFFICIENT HARMONY

14285

718.702.3574

NON-HAZARDOUS MATERIAL MANIFEST

#1114

GENERATOR

Generator Name: Port Chester OZ Fund III QOZB, LLC

Address: 359 Springfield Ave

Summit, NJ 07901

Phone No. 8 4 5 - 8 6 3 9 5 4 8

Generating Location: 140-150 Westchester Ave

Address: 140-150 Westchester Ave

Port Chester, NY 10573

NYSDEC BCP Site #C360222

Description of Material

N.J.A.C. 7:26D Residential Soil Remediation Standards

Sample / Cell ID: COMP-A1

I hereby certify that the above named material does not contain free liquid as defined by 40 CFR Part 260.10 or any applicable state law, is not a hazardous waste as defined by 40 CFR Part 261 or any applicable state law, has been properly described, classified and packaged, and is in proper condition for transportation according to applicable regulations.

Jon Jansen — Generator Authorized Agent Name

Jon Jansen — Signature

09 23 24 — Shipment Date

TRANSPORTER

Truck No. 2

Transporter Name Selzest

Address

Phone No.

Driver Name (Print) Rodney Rivera

Vehicle License No./State AXS81L

I hereby certify that the above named material was picked up at the generator site listed above.

Rodney Rivera — Driver Signature

09 23 24 — Shipment Date

DESTINATION (Please Select One)

EARTH EFFICIENT HARMONY Belvidere Rd ☒

3189 Belvidere Road, Phillipsburg, New Jersey 08865
SESC # 24004 | Mine Reg. # 004885

Approval Code: HBR006-24

EARTH EFFICIENT HARMONY Foul Rift ☐

1 Foul Rift Road, Belvidere, New Jersey 07823
SESC # 13035-16055-20012 | Mine Reg. # 004886

Approval Code: HFR012-24

Chris — Name of Authorized Agent

Signature

09 23 24 — Receipt Date

White - Destination **Yellow - Transporter** **Pink - Generator** **Goldenrod - Consultant**

EarthEfficient HBR LLC
3189 Belvidere Road
Phillipsburg NJ, 08865

EARTHEFFICIENT
HARMONY
Belvidere Rd

Ticket #: 14294
Date: 09/23/2024 3:56 PM
Phone: (718) 702-3574

Customer: HBR006-24
140-150 Westchester Ave
140-150 Westchester Ave
Port Chester NY, 10573

Generator: Port Chester OZ Fund III QOZB, LLC
359 Springfield Ave

Summit , NJ 07901

SEBEST 6 - AZ483E
Manifest: 1115

Remarks: Thank you, Drive Safely !!!!

Signature:

Weighmaster: VS - Vincent Sebastiano (32566)

Material	Quantity	Gross	Tare	Net
NJ RES FILL	33.04 tn	93,200	27,120	66,080

EARTH EFFICIENT HARMONY

142944

718.702.3574

NON-HAZARDOUS MATERIAL MANIFEST

#1115

GENERATOR

Generator Name: Port Chester OZ Fund III QOZB, LLC

Address: 359 Springfield Ave

Summit, NJ 07901

Phone No. 8 4 5 – 8 6 3 9 5 4 8

Generating Location: 140-150 Westchester Ave

Address: 140-150 Westchester Ave

Port Chester, NY 10573

NYSDEC BCP Site #C360222

Description of Material

N.J.A.C. 7:26D Residential Soil Remediation Standards

Sample / Cell ID: COMP - A1

I hereby certify that the above named material does not contain free liquid as defined by 40 CFR Part 260.10 or any applicable state law, is not a hazardous waste as defined by 40 CFR Part 261 or any applicable state law, has been properly described, classified and packaged, and is in proper condition for transportation according to applicable regulations.

Jon Tangen — Generator Authorized Agent Name

Jon Tangen — Signature

09 23 24 — Shipment Date

TRANSPORTER

Truck No. 6

Transporter Name SEDEST

Address

Phone No.

Driver Name (Print) Valentin Restrepo

Vehicle License No./State AZ483C

I hereby certify that the above named material was picked up at the generator site listed above.

Driver Signature

09 23 24 — Shipment Date

DESTINATION (Please Select One)

EARTH EFFICIENT HARMONY Belvidere Rd ☑

3189 Belvidere Road, Phillipsburg, New Jersey 08865
SESC # 24004 | Mine Reg. # 004885

Approval Code: HBR006-24

EARTH EFFICIENT HARMONY Foul Rift ☐

1 Foul Rift Road, Belvidere, New Jersey 07823
SESC # 13035-16055-20012 | Mine Reg. # 004886

Approval Code: HFR012-24

Name of Authorized Agent

Signature

09 23 24 — Receipt Date

White - Destination **Yellow - Transporter** **Pink - Generator** **Goldenrod - Consultant**

EarthEfficient HBR LLC
3189 Belvidere Road
Phillipsburg NJ, 08865

EARTHEFFICIENT
HARMONY
Belvidere Rd

Ticket #: 14299
Date: 09/23/2024 4:18 PM
Phone: (718) 702-3574

Customer: HBR006-24
140-150 Westchester Ave
140-150 Westchester Ave
Port Chester NY, 10573

Generator: Port Chester OZ Fund III QOZB, LLC
359 Springfield Ave

Summit , NJ 07901

OSUNA 2 - AW287S-NJ
Manifest: 1116

Remarks: Thank you, Drive Safely !!!!

Signature:

Weighmaster: VS - Vincent Sebastiano (32566)

Material	Quantity	Gross	Tare	Net
NJ RES FILL	30.53 tn	88,500	27,450	61,050

EARTH EFFICIENT HARMONY

14299

718.702.3574

NON-HAZARDOUS MATERIAL MANIFEST

#1116

GENERATOR

Generator Name: Port Chester OZ Fund III QOZB, LLC
Address: 359 Springfield Ave
Summit, NJ 07901
Phone No. 8 4 5 - 8 6 3 9 5 4 8

Generating Location: 140-150 Westchester Ave
Address: 140-150 Westchester Ave
Port Chester, NY 10573
NYSDEC BCP Site #C360222

Description of Material

N.J.A.C. 7:26D Residential Soil Remediation Standards

Sample / Cell ID: comp-171

I hereby certify that the above named material does not contain free liquid as defined by 40 CFR Part 260.10 or any applicable state law, is not a hazardous waste as defined by 40 CFR Part 261 or any applicable state law, has been properly described, classified and packaged, and is in proper condition for transportation according to applicable regulations.

Jon Tanger — Generator Authorized Agent Name
Jon Tanger — Signature
09 23 24 — Shipment Date

TRANSPORTER

Truck No. 2
Transporter Name [redacted] Osuna
Address

Phone No.
Driver Name (Print) JULIAN
Vehicle License No./State AM2575

I hereby certify that the above named material was picked up at the generator site listed above.

Driver Signature
09 23 24 — Shipment Date

DESTINATION (Please Select One)

EARTH EFFICIENT HARMONY Belvidere Rd ☒
3189 Belvidere Road, Phillipsburg, New Jersey 08865
SESC # 24004 | Mine Reg. # 004885
Approval Code: HBR006-24

EARTH EFFICIENT HARMONY Foul Rift ☐
1 Foul Rift Road, Belvidere, New Jersey 07823
SESC # 13035-16055-20012 | Mine Reg. # 004886
Approval Code: HFR012-24

Chris — Name of Authorized Agent
Signature
09 23 24 — Receipt Date

White - Destination **Yellow - Transporter** **Pink - Generator** **Goldenrod - Consultant**

EarthEfficient HBR LLC
3189 Belvidere Road
Phillipsburg NJ, 08865

EARTHEFFICIENT
HARMONY
Belvidere Rd

Ticket #: 14301
Date: 09/23/2024 4:56 PM
Phone: (718) 702-3574

Customer: HBR006-24
140-150 Westchester Ave
140-150 Westchester Ave
Port Chester NY, 10573

Generator: Port Chester OZ Fund III QOZB, LLC
359 Springfield Ave
Summit , NJ 07901

OSUNA 4 - AZ664C
Manifest: 1118

Remarks: Thank you, Drive Safely !!!!

Signature:

Weighmaster: VS - Vincent Sebastiano (32566)

Material	Quantity	Gross	Tare	Net
NJ RES FILL	34.2 tn	95,600	27,200	68,400

EARTHEFFICIENT HARMONY

14301

718.702.3574

NON-HAZARDOUS MATERIAL MANIFEST

#1118

GENERATOR

Generator Name: Port Chester OZ Fund III QOZB, LLC

Address: 359 Springfield Ave

Summit, NJ 07901

Phone No. 8 4 5 - 8 6 3 9 5 4 8

Generating Location: 140-150 Westchester Ave

Address: 140-150 Westchester Ave

Port Chester, NY 10573

NYSDEC BCP Site #C360222

Description of Material

N.J.A.C. 7:26D Residential Soil Remediation Standards

Sample / Cell ID: Comp - A1

I hereby certify that the above named material does not contain free liquid as defined by 40 CFR Part 260.10 or any applicable state law, is not a hazardous waste as defined by 40 CFR Part 261 or any applicable state law, has been properly described, classified and packaged, and is in proper condition for transportation according to applicable regulations.

Jon Tangen
Generator Authorized Agent Name

Signature

04 2 3 24
Shipment Date

TRANSPORTER

Truck No. 4

Phone No.

Transporter Name OSUNA

Driver Name (Print) BOES

Address

Vehicle License No./State AZ 664C

I hereby certify that the above named material was picked up at the generator site listed above.

BOES
Driver Signature

04 2 3 24
Shipment Date

DESTINATION (Please Select One)

EARTHEFFICIENT HARMONY Belvidere Rd

3189 Belvidere Road, Phillipsburg, New Jersey 08865
SESC # 24004 | Mine Reg. # 004885

Approval Code: HBR006-24

VAS
Name of Authorized Agent

Signature

Receipt Date

EARTHEFFICIENT HARMONY Foul Rift

1 Foul Rift Road, Belvidere, New Jersey 07823
SESC # 13035-16055-20012 | Mine Reg. # 004886

Approval Code: HFR012-24

Signature

Receipt Date

White - Destination | Yellow - Transporter | Pink - Generator | Goldenrod - Consultant

EarthEfficient HBR LLC
3189 Belvidere Road
Phillipsburg NJ, 08865

EARTHEFFICIENT
HARMONY
Belvidere Rd

Ticket #: 14302
Date: 09/23/2024 4:58 PM
Phone: (718) 702-3574

Customer: HBR006-24
140-150 Westchester Ave
140-150 Westchester Ave
Port Chester NY, 10573

Generator: Port Chester OZ Fund III QOZB, LLC
359 Springfield Ave
Summit , NJ 07901

OSUNA 3 - AY204B
Manifest: 1117

Remarks: Thank you, Drive Safely !!!!

Signature:

Weighmaster: VS - Vincent Sebastiano (32566)

Material	Quantity	Gross	Tare	Net
NJ RES FILL	35.55 tn	98,500	27,400	71,100



EARTHEFFICIENT HARMONY

14302

718.702.3574

NON-HAZARDOUS MATERIAL MANIFEST

#1117

GENERATOR

Generator Name: Port Chester OZ Fund III QOZB, LLC

Address: 359 Springfield Ave
Summit, NJ 07901

Phone No. 8 4 5 - 8 6 3 9 5 4 8

Generating Location: 140-150 Westchester Ave

Address: 140-150 Westchester Ave
Port Chester, NY 10573
NYSDEC BCP Site #C360222

Description of Material

N.J.A.C. 7:26D Residential Soil Remediation Standards

Sample / Cell ID: COMP-A1

I hereby certify that the above named material does not contain free liquid as defined by 40 CFR Part 260.10 or any applicable state law, is not a hazardous waste as defined by 40 CFR Part 261 or any applicable state law, has been properly described, classified and packaged, and is in proper condition for transportation according to applicable regulations.

Jon Tanger — Generator Authorized Agent Name

Jon Tanger — Signature

09 23 24 — Shipment Date

TRANSPORTER

Truck No. 3

Transporter Name Osuna

Address

Phone No.

Driver Name (Print) Julian Z.

Vehicle License No./State AY204B

I hereby certify that the above named material was picked up at the generator site listed above.

Driver Signature

09 23 24 — Shipment Date

DESTINATION (Please Select One)

EARTHEFFICIENT HARMONY Belvidere Rd ☒

3189 Belvidere Road, Phillipsburg, New Jersey 08865
SESC # 24004 | Mine Reg. # 004885

Approval Code: HBR006-24

U.S

Name of Authorized Agent

Signature

EARTHEFFICIENT HARMONY Foul Rift ☐

1 Foul Rift Road, Belvidere, New Jersey 07823
SESC # 13035-16055-20012 | Mine Reg. # 004886

Approval Code: HFR012-24

09 23 24 — Receipt Date

White - Destination **Yellow - Transporter** **Pink - Generator** **Goldenrod - Consultant**

EarthEfficient HBR LLC
3189 Belvidere Road
Phillipsburg NJ, 08865

EARTHEFFICIENT
HARMONY
Belvidere Rd

Ticket #: 14303
Date: 09/23/2024 5:04 PM
Phone: (718) 702-3574

Customer: HBR006-24
140-150 Westchester Ave
140-150 Westchester Ave
Port Chester NY, 10573

Generator: Port Chester OZ Fund III QOZB, LLC
359 Springfield Ave

Summit , NJ 07901

OSUNA 1 - AW592C-NJ
Manifest: 1119

Remarks: Thank you, Drive Safely !!!!

Signature:

Weighmaster: VS - Vincent Sebastiano (32566)

Material	Quantity	Gross	Tare	Net
NJ RES FILL	34.17 tn	96,220	27,880	68,340

EARTH EFFICIENT HARMONY

14303

718.702.3574

NON-HAZARDOUS MATERIAL MANIFEST

#1119

GENERATOR

Generator Name: Port Chester OZ Fund III QOZB, LLC

Address: 359 Springfield Ave

Summit, NJ 07901

Phone No. 845-8639548

Generating Location: 140-150 Westchester Ave

Address: 140-150 Westchester Ave

Port Chester, NY 10573

NYSDEC BCP Site #C360222

Description of Material

N.J.A.C. 7:26D Residential Soil Remediation Standards

Sample / Cell ID: COMP-A1

I hereby certify that the above named material does not contain free liquid as defined by 40 CFR Part 260.10 or any applicable state law, is not a hazardous waste as defined by 40 CFR Part 261 or any applicable state law, has been properly described, classified and packaged, and is in proper condition for transportation according to applicable regulations.

Jon Tangen — Generator Authorized Agent Name

Jon Tangen — Signature

09/23/24 — Shipment Date

TRANSPORTER

Truck No. 1

Transporter Name OSUNA

Address

Phone No.

Driver Name (Print) ANDROS P

Vehicle License No./State AW592C

I hereby certify that the above named material was picked up at the generator site listed above.

ANDROS P — Driver Signature

09/23/24 — Shipment Date

DESTINATION (Please Select One)

EARTH EFFICIENT HARMONY Belvidere Rd — ☒

3189 Belvidere Road, Phillipsburg, New Jersey 08865
SESC # 24004 | Mine Reg. # 004885

EARTH EFFICIENT HARMONY Foul Rift — ☐

1 Foul Rift Road, Belvidere, New Jersey 07823
SESC # 13035-16055-20012 | Mine Reg. # 004886

Approval Code: HBR006-24

Approval Code: HFR012-24

Name of Authorized Agent

Signature

09/23/24 — Receipt Date

White - Destination | Yellow - Transporter | Pink - Generator | Goldenrod - Consultant

EarthEfficient HBR LLC
3189 Belvidere Road
Phillipsburg NJ, 08865

EARTHEFFICIENT
HARMONY
Belvidere Rd

Ticket #: 14306
Date: 09/23/2024 5:12 PM
Phone: (718) 702-3574

Customer: HBR006-24
140-150 Westchester Ave
140-150 Westchester Ave
Port Chester NY, 10573

Generator: Port Chester OZ Fund III QOZB, LLC
359 Springfield Ave
Summit , NJ 07901

SEBEST 3 - AY623Y
Manifest: 1120

Remarks: Thank you, Drive Safely !!!!

Signature:

Weighmaster: VS - Vincent Sebastiano (32566)

Material	Quantity	Gross	Tare	Net
NJ RES FILL	31.93 tn	91,780	27,920	63,860



EARTH EFFICIENT HARMONY

14306

718.702.3574

NON-HAZARDOUS MATERIAL MANIFEST

#1120

GENERATOR

Generator Name: Port Chester OZ Fund III QOZB, LLC

Address: 359 Springfield Ave

Summit, NJ 07901

Phone No. 8 4 5 - 8 6 3 9 5 4 8

Generating Location: 140-150 Westchester Ave

Address: 140-150 Westchester Ave

Port Chester, NY 10573

NYSDEC BCP Site #C360222

Description of Material

N.J.A.C. 7:26D Residential Soil Remediation Standards

Sample / Cell ID: Comp - A1

I hereby certify that the above named material does not contain free liquid as defined by 40 CFR Part 260.10 or any applicable state law, is not a hazardous waste as defined by 40 CFR Part 261 or any applicable state law, has been properly described, classified and packaged, and is in proper condition for transportation according to applicable regulations.

Jon Tanger — Generator Authorized Agent Name

Jon Tanger — Signature

09 23 24 — Shipment Date

TRANSPORTER

Truck No. 3

Transporter Name Selzest

Address

Phone No.

Driver Name (Print) T

Vehicle License No./State AY623Y

I hereby certify that the above named material was picked up at the generator site listed above.

T — Driver Signature

09 23 24 — Shipment Date

DESTINATION (Please Select One)

EARTH EFFICIENT HARMONY Belvidere Rd ☑

3189 Belvidere Road, Phillipsburg, New Jersey 08865
SESC # 24004 | Mine Reg. # 004885

EARTH EFFICIENT HARMONY Foul Rift ☐

1 Foul Rift Road, Belvidere, New Jersey 07823
SESC # 13035-16055-20012 | Mine Reg. # 004886

Approval Code: HBR006-24

Name of Authorized Agent

Signature

Approval Code: HFR012-24

09 23 24 — Receipt Date

White - Destination **Yellow - Transporter** **Pink - Generator** **Goldenrod - Consultant**

EarthEfficient HBR LLC
3189 Belvidere Road
Phillipsburg NJ, 08865

EARTHEFFICIENT
HARMONY
Belvidere Rd

Ticket #: 14307
Date: 09/23/2024 5:49 PM
Phone: (718) 702-3574

Customer: HBR006-24
140-150 Westchester Ave
140-150 Westchester Ave
Port Chester NY, 10573

Generator: Port Chester OZ Fund III QOZB, LLC
359 Springfield Ave

Summit , NJ 07901

SEBEST 4 - SEBEST 4 (AW250R-NJ)
Manifest: 1121

Remarks: Thank you, Drive Safely !!!!

Signature: 

Weighmaster: VS - Vincent Sebastiano (32566)

Material	Quantity	Gross	Tare	Net
NJ RES FILL	32.87 tn	93,380	27,650	65,730

EARTH EFFICIENT HARMONY

14307

718.702.3574

NON-HAZARDOUS MATERIAL MANIFEST

#1121

GENERATOR

Generator Name: Port Chester OZ Fund III QOZB, LLC

Address: 359 Springfield Ave

Summit, NJ 07901

Phone No. 8 4 5 - 8 6 3 9 5 4 8

Generating Location: 140-150 Westchester Ave

Address: 140-150 Westchester Ave

Port Chester, NY 10573

NYSDEC BCP Site #C360222

Description of Material

N.J.A.C. 7:26D Residential Soil Remediation Standards

Sample / Cell ID: COMP A1

I hereby certify that the above named material does not contain free liquid as defined by 40 CFR Part 260.10 or any applicable state law, is not a hazardous waste as defined by 40 CFR Part 261 or any applicable state law, has been properly described, classified and packaged, and is in proper condition for transportation according to applicable regulations.

Jon Targen — Generator Authorized Agent Name

Jon Targ — Signature

09 23 24 — Shipment Date

TRANSPORTER

Truck No. 4

Transporter Name Selzest

Address

Phone No.

Driver Name (Print) [illegible]

Vehicle License No./State AW25OR

I hereby certify that the above named material was picked up at the generator site listed above.

Driver Signature

09 23 24 — Shipment Date

DESTINATION (Please Select One)

EARTH EFFICIENT HARMONY Belvidere Rd ☑

3189 Belvidere Road, Phillipsburg, New Jersey 08865
SESC # 24004 | Mine Reg. # 004885

Approval Code: HBR006-24

EARTH EFFICIENT HARMONY Foul Rift ☐

1 Foul Rift Road, Belvidere, New Jersey 07823
SESC # 13035-16055-20012 | Mine Reg. # 004886

Approval Code: HFR012-24

Name of Authorized Agent

Signature

09 23 24 — Receipt Date

White - Destination | Yellow - Transporter | Pink - Generator | Goldenrod - Consultant

EarthEfficient HBR LLC
3189 Belvidere Road
Phillipsburg NJ, 08865

EARTHEFFICIENT
HARMONY
Belvidere Rd

Ticket #: 14308
Date: 09/23/2024 6:00 PM
Phone: (718) 702-3574

Customer: HBR006-24
140-150 Westchester Ave
140-150 Westchester Ave
Port Chester NY, 10573

Generator:Port Chester OZ Fund III QOZB, LLC
359 Springfield Ave

Summit , NJ 07901

SEBEST 5 - AY736W
Manifest: 1122

Remarks: Thank you, Drive Safely !!!!

Signature: Jaime H.

Weighmaster: VS - Vincent Sebastiano (32566)

Material	Quantity	Gross	Tare	Net
NJ RES FILL	34.61 tn	96,340	27,120	69,220

EARTH EFFICIENT HARMONY

14308

718.702.3574

NON-HAZARDOUS MATERIAL MANIFEST

#1122

GENERATOR

Generator Name: Port Chester OZ Fund III QOZB, LLC

Address: 359 Springfield Ave

Summit, NJ 07901

Phone No. 845-8639548

Generating Location: 140-150 Westchester Ave

Address: 140-150 Westchester Ave

Port Chester, NY 10573

NYSDEC BCP Site #C360222

Description of Material

N.J.A.C. 7:26D Residential Soil Remediation Standards

Sample / Cell ID: COMP - A1

I hereby certify that the above named material does not contain free liquid as defined by 40 CFR Part 260.10 or any applicable state law, is not a hazardous waste as defined by 40 CFR Part 261 or any applicable state law, has been properly described, classified and packaged, and is in proper condition for transportation according to applicable regulations.

Jon Tangen — Generator Authorized Agent Name

Signature

09/23/24 — Shipment Date

TRANSPORTER

Truck No. 5

Transporter Name Sebest

Address

Phone No.

Driver Name (Print)

Vehicle License No./State AY736W

I hereby certify that the above named material was picked up at the generator site listed above.

C Jaime H. — Driver Signature

09/23/24 — Shipment Date

DESTINATION (Please Select One)

EARTH EFFICIENT HARMONY Belvidere Rd ☑

3189 Belvidere Road, Phillipsburg, New Jersey 08865
SESC # 24004 | Mine Reg. # 004885

Approval Code: HBR006-24

EARTH EFFICIENT HARMONY Foul Rift ☐

1 Foul Rift Road, Belvidere, New Jersey 07823
SESC # 13035-16055-20012 | Mine Reg. # 004886

Approval Code: HFR012-24

Name of Authorized Agent

Signature

Receipt Date

White - Destination **Yellow - Transporter** **Pink - Generator** **Goldenrod - Consultant**

EarthEfficient HBR LLC
3189 Belvidere Road
Phillipsburg NJ, 08865

EARTH[illegible]
HARMONY
Belvidere Rd

Ticket #: 14490
Date: 09/26/2024 3:45 PM
Phone: (718) 702-3574

Customer: HBR006-24
140-150 Westchester Ave
140-150 Westchester Ave
Port Chester NY, 10573

Generator: Port Chester OZ Fund III QOZB, LLC
359 Springfield Ave
Summit , NJ 07901

CF BROS 12 - AY995C
Manifest: 1432

Remarks: Thank you, Drive Safely !!!!

Signature:

Weighmaster: VS - Vincent Sebastiano (32566)

Material	Quantity	Gross	Tare	Net
NJ RES FILL	31.23 tn	89,700	27,240	62,460

14490

EARTH EFFICIENT HARMONY

www.earthefficient.com | portal.earthefficient.com
o: (631) 209-4245 | f: (631) 206-9160

NON-HAZARDOUS MATERIAL MANIFEST

#1432

GENERATOR

Generator Name Port Chester 07 Fund III LLC 2078, Generating Location 140-150 West Chester Ave

Address 359 Spring Field Ave
Summit, NJ 07901

Address 140-150 Westchester Ave
Port Chester, NY 10573
NYS DEC BCP site # C360222

Phone No. ___-_____

Description of Material

N.J.A.C. 7:26D Residential Soil Remediation Standards

SAMPLE / CELL ID: COMP-A2

I hereby certify that the above named material does not contain free liquid as defined by 40 CFR Part 260.10 or any applicable state law, is not a hazardous waste as defined by 40 CFR Part 261 or any applicable state law, has been properly described, classified and packaged, and is in proper condition for transportation according to applicable regulations.

Jon Targui — Generator Authorized Agent Name

Jon Targui — Signature

09/26/24 — Shipment Date

TRANSPORTER

Truck No. 12

Phone No. ___

Transporter Name CF Bros

Driver Name (Print) Jose

Address ___

Vehicle License No./State AY995C

I hereby certify that the above named material was picked up at the generator site listed above.

Jose — Driver Signature

09/26/24 — Shipment Date

DESTINATION (Please Select One)

EARTH EFFICIENT HARMONY Belvidere Rd ☒

3189 Belvidere Road. Phillipsburg, New Jersey 08865
SESC # 20039 | Mine Reg. # 0048845

EARTH EFFICIENT HARMONY Foul Rift ☐

1 Foul Rift Road, Belvidere, New Jersey 07823
SESC # 13035-16055-20012 | Mine Reg. # 0048846

Approval Code: HBR 006-24

VIRS — Name of Authorized Agent

Signature

Approval Code: HFR

09/26/24 — Receipt Date

White- Destination | Yellow- Destination | Pink- Generator | Goldenrod- Consultant

EarthEfficient HBR LLC
3189 Belvidere Road
Phillipsburg NJ, 08865

EARTH EFFICIENT
HARMONY
Belvidere Rd

Ticket #: 14497
Date: 09/26/2024 4:09 PM
Phone: (718) 702-3574

Customer: HBR006-24
140-150 Westchester Ave
140-150 Westchester Ave
Port Chester NY, 10573

Generator:Port Chester OZ Fund III QOZB, LLC
359 Springfield Ave

Summit , NJ 07901

CF BROS 16 - AY688J
Manifest: 2123

Remarks: Thank you, Drive Safely !!!!

Signature:

Weighmaster: VS - Vincent Sebastiano (32566)

Material	Quantity	Gross	Tare	Net
NJ RES FILL	34.79 tn	96,180	26,600	69,580

EARTH EFFICIENT HARMONY

www.earthefficient.com | portal.earthefficient.com
o: (631) 209-4245 | f: (631) 206-9160

14497

NON-HAZARDOUS MATERIAL MANIFEST

#2123

GENERATOR

Generator Name Port Chester 07 Fund III LLC 0078 Generating Location 140-150 West Chester Ave

Address 557 Spring field Ave
Summit, NJ 07901

Address 140-150 westchester Ave
Port Chester, NY 10573
NYS DEC BCP # C360222

Phone No. [ ][ ][ ]-[ ][ ][ ][ ][ ][ ][ ]

Description of Material

N.J.A.C. 7:26D Residential Soil Remediation Standards

SAMPLE / CELL ID: Comp-A2

I hereby certify that the above named material does not contain free liquid as defined by 40 CFR Part 260.10 or any applicable state law, is not a hazardous waste as defined by 40 CFR Part 261 or any applicable state law, has been properly described, classified and packaged, and is in proper condition for transportation according to applicable regulations.

Jon Tarsen — Generator Authorized Agent Name

Jon Tarsen — Signature

09 26 24 — Shipment Date

TRANSPORTER

Truck No. 16 Phone No.

Transporter Name CF Bros Driver Name (Print) Maykel

Address Vehicle License No./State AY6885

I hereby certify that the above named material was picked up at the generator site listed above.

Driver Signature

09 26 24 — Shipment Date

DESTINATION (Please Select One)

EARTH EFFICIENT HARMONY Belvidere Rd ☑

3189 Belvidere Road. Phillipsburg, New Jersey 08865
SESC # 20039 | Mine Reg. # 0048845

Approval Code: HBR 006-24

Name of Authorized Agent

Signature

EARTH EFFICIENT HARMONY Foul Rift ☐

1 Foul Rift Road, Belvidere, New Jersey 07823
SESC # 13035-16055-20012 | Mine Reg. # 0048846

Approval Code: HFR

Receipt Date

White- Destination Yellow- Destination Pink- Generator Goldenrod- Consultant

EarthEfficient HBR LLC
3189 Belvidere Road
Phillipsburg NJ, 08865

EARTHEFFICIENT
HARMONY
Belvidere Rd

Ticket #: 14501
Date: 09/26/2024 4:26 PM
Phone: (718) 702-3574

Customer: HBR006-24
140-150 Westchester Ave
140-150 Westchester Ave
Port Chester NY, 10573

Generator: Port Chester OZ Fund III QOZB, LLC
359 Springfield Ave

Summit , NJ 07901

CF BROS 18 - AZ982E
Manifest: 450135

Remarks: Thank you, Drive Safely !!!!

Signature:

Weighmaster: VS - Vincent Sebastiano (32566)

Material	Quantity	Gross	Tare	Net
NJ RES FILL	33.75 tn	94,700	27,200	67,500

EARTH EFFICIENT HARMONY

14501

718.702.3574

NON-HAZARDOUS MATERIAL MANIFEST

#450135

GENERATOR

Generator Name Port Chester OZ Fund, QOZB LLC

Generating Location 140-150 Westchester Ave

Address 357 Spring Field Ave
Summit, NJ 07901

Address 140 150 West Chester Ave
Port Chester, NY 10573
NYS DEC BCP site # C360222

Phone No. ___-___

Description of Material

N.J.A.C. 7:26D Residential Soil Remediation Standards

Sample / Cell ID: COMP-A2

I hereby certify that the above named material does not contain free liquid as defined by 40 CFR Part 260.10 or any applicable state law, is not a hazardous waste as defined by 40 CFR Part 261 or any applicable state law, has been properly described, classified and packaged, and is in proper condition for transportation according to applicable regulations.

Jon Tangen — Generator Authorized Agent Name

Jon Tangen — Signature

09 26 24 — Shipment Date

TRANSPORTER

Truck No. 18

Phone No.

Transporter Name CF Bros

Driver Name (Print) Jorge

Address

Vehicle License No./State AZ982E

I hereby certify that the above named material was picked up at the generator site listed above.

Driver Signature

09 26 24 — Shipment Date

DESTINATION (Please Select One)

EARTH EFFICIENT HARMONY Belvidere Rd

3189 Belvidere Road, Phillipsburg, New Jersey 08865
SESC # 20039 | Mine Reg. # 004885

EARTH EFFICIENT HARMONY Foul Rift

1 Foul Rift Road, Belvidere, New Jersey 07823
SESC # 13035-16055-20012 | Mine Reg. # 004886

Approval Code: 006 24

Approval Code:

Name of Authorized Agent

Signature

09 26 24 — Receipt Date

White - Destination | Yellow - Transporter | Pink - Generator | Goldenrod - Consultant

EarthEfficient HBR LLC
3189 Belvidere Road
Phillipsburg NJ, 08865

EARTHEFFICIENT
HARMONY
Belvidere Rd

Ticket #: 14502
Date: 09/26/2024 4:32 PM
Phone: (718) 702-3574

Customer: HBR006-24
140-150 Westchester Ave
140-150 Westchester Ave
Port Chester NY, 10573

Generator: Port Chester OZ Fund III QOZB, LLC
359 Springfield Ave

Summit , NJ 07901

CF BROS 17 - AY672N
Manifest: 450136

Remarks: Thank you, Drive Safely !!!!

Signature:

Weighmaster: VS - Vincent Sebastiano (32566)

Material	Quantity	Gross	Tare	Net
NJ RES FILL	33.98 tn	95,120	27,160	67,960

EARTHEFFICIENT HARMONY

14502

718.702.3574

NON-HAZARDOUS MATERIAL MANIFEST

#450136

GENERATOR

Generator Name: Portchester OZ Fund III 002B, LLC
Address: 359 Springfield Ave
Summit, NJ 07901
Phone No.: [ ][ ][ ]-[ ][ ][ ][ ][ ][ ][ ]

Generating Location: 140-150 Westchester Ave
Address: 140-150 Westchester Ave
Port Chester, NY 10573
NYSDEC BCP # C360222

Description of Material

N.J.A.C. 7:26D Residential Soil Remediation Standards

Sample / Cell ID: COMP-A2

I hereby certify that the above named material does not contain free liquid as defined by 40 CFR Part 260.10 or any applicable state law, is not a hazardous waste as defined by 40 CFR Part 261 or any applicable state law, has been properly described, classified and packaged, and is in proper condition for transportation according to applicable regulations.

Jon Tanger — Generator Authorized Agent Name
Jon Tanger — Signature
09/26/24 — Shipment Date

TRANSPORTER

Truck No.: 17
Transporter Name: CF Bros
Address:

Phone No.:
Driver Name (Print): ANTONIO
Vehicle License No./State: AY67ZN

I hereby certify that the above named material was picked up at the generator site listed above.

Driver Signature
09/26/24 — Shipment Date

DESTINATION (Please Select One)

EARTHEFFICIENT HARMONY Belvidere Rd ☑

3189 Belvidere Road, Phillipsburg, New Jersey 08865
SESC # 20039 | Mine Reg. # 004885

EARTHEFFICIENT HARMONY Foul Rift ☐

1 Foul Rift Road, Belvidere, New Jersey 07823
SESC # 13035-16055-20012 | Mine Reg. # 004886

Approval Code: HBR006-24

Name of Authorized Agent
Signature
09/26/24 — Receipt Date

White - Destination **Yellow - Transporter** **Pink - Generator** **Goldenrod - Consultant**

EarthEfficient HBR LLC
3189 Belvidere Road
Phillipsburg NJ, 08865

EARTH HARMONY Belvidere Rd

Ticket #: 14395
Date: 09/25/2024 11:50 AM
Phone: (718) 702-3574

Customer: HBR006-24
140-150 Westchester Ave
140-150 Westchester Ave
Port Chester NY, 10573

Generator: Port Chester OZ Fund III QOZB, LLC
359 Springfield Ave

Summit , NJ 07901

DI TRUCKING 34 - AY862M
Manifest: 1123

Remarks: Thank you, Drive Safely !!!!

Signature:

Weighmaster: VS - Vincent Sebastiano (32566)

Material	Quantity	Gross	Tare	Net
NJ RES FILL	32.66 tn	94,240	28,920	65,320

EARTH EFFICIENT HARMONY

14395

718.702.3574

NON-HAZARDOUS MATERIAL MANIFEST

#1123

GENERATOR

Generator Name: Port Chester OZ Fund III QOZB, LLC

Address: 359 Springfield Ave
Summit, NJ 07901

Phone No. 845-8639548

Generating Location: 140-150 Westchester Ave

Address: 140-150 Westchester Ave
Port Chester, NY 10573
NYSDEC BCP Site #C360222

Description of Material

N.J.A.C. 7:26D Residential Soil Remediation Standards

Sample / Cell ID: Comp. 42

I hereby certify that the above named material does not contain free liquid as defined by 40 CFR Part 260.10 or any applicable state law, is not a hazardous waste as defined by 40 CFR Part 261 or any applicable state law, has been properly described, classified and packaged, and is in proper condition for transportation according to applicable regulations.

Jon Tanger — Generator Authorized Agent Name

Jon Tanger — Signature

092524 — Shipment Date

TRANSPORTER

Truck No. 34

Transporter Name D.

Address

Phone No.

Driver Name (Print) CLEBERSON DE SOUZA

Vehicle License No./State AY802M

I hereby certify that the above named material was picked up at the generator site listed above.

Cleberson — Driver Signature

092524 — Shipment Date

DESTINATION (Please Select One)

EARTH EFFICIENT HARMONY Belvidere Rd

3189 Belvidere Road, Phillipsburg, New Jersey 08865
SESC # 24004 | Mine Reg. # 004885

EARTH EFFICIENT HARMONY Foul Rift

1 Foul Rift Road, Belvidere, New Jersey 07823
SESC # 13035-16055-20012 | Mine Reg. # 004886

Approval Code: HBR006-24

Approval Code: HFR012-24

Name of Authorized Agent

Signature

092524 — Receipt Date

White - Destination **Yellow - Transporter** **Pink - Generator** **Goldenrod - Consultant**

EarthEfficient HBR LLC
3189 Belvidere Road
Phillipsburg NJ, 08865

EARTH HARMONY Belvidere Rd

Ticket #: 14401
Date: 09/25/2024 12:12 PM
Phone: (718) 702-3574

Customer: HBR006-24
140-150 Westchester Ave
140-150 Westchester Ave
Port Chester NY, 10573

Generator: Port Chester OZ Fund III QOZB, LLC
359 Springfield Ave

Summit , NJ 07901

DI TRUCKING 24 - AX402W
Manifest: 1124

Remarks: Thank you, Drive Safely !!!!

Signature:

Weighmaster: VS - Vincent Sebastiano (32566)

Material	Quantity	Gross	Tare	Net
NJ RES FILL	34.37 tn	96,580	27,840	68,740

EARTHEFFICIENT HARMONY

14401

718.702.3574

NON-HAZARDOUS MATERIAL MANIFEST

#1124

GENERATOR

Generator Name: Port Chester OZ Fund III QOZB, LLC

Address: 359 Springfield Ave

Summit, NJ 07901

Phone No. 8 4 5 – 8 6 3 9 5 4 8

Generating Location: 140-150 Westchester Ave

Address: 140-150 Westchester Ave

Port Chester, NY 10573

NYSDEC BCP Site #C360222

Description of Material

N.J.A.C. 7:26D Residential Soil Remediation Standards

Sample / Cell ID: Comp-A2

I hereby certify that the above named material does not contain free liquid as defined by 40 CFR Part 260.10 or any applicable state law, is not a hazardous waste as defined by 40 CFR Part 261 or any applicable state law, has been properly described, classified and packaged, and is in proper condition for transportation according to applicable regulations.

Jon Tarpey — Generator Authorized Agent Name

Signature

09 25 24 — Shipment Date

TRANSPORTER

Truck No. 24

Transporter Name D1

Address

Phone No.

Driver Name (Print) ANTONIO PAIVA

Vehicle License No./State AX4627

I hereby certify that the above named material was picked up at the generator site listed above.

Driver Signature

09 25 24 — Shipment Date

DESTINATION (Please Select One)

EARTHEFFICIENT HARMONY Belvidere Rd ☒

3189 Belvidere Road, Phillipsburg, New Jersey 08865
SESC # 24004 | Mine Reg. # 004885

Approval Code: HBR006-24

Name of Authorized Agent

EARTHEFFICIENT HARMONY Foul Rift ☐

1 Foul Rift Road, Belvidere, New Jersey 07823
SESC # 13035-16055-20012 | Mine Reg. # 004886

Approval Code: HFR012-24

Signature

09 25 24 — Receipt Date

White - Destination **Yellow - Transporter** **Pink - Generator** **Goldenrod - Consultant**

EarthEfficient HBR LLC
3189 Belvidere Road
Phillipsburg NJ, 08865

EARTHEFFICIENT
HARMONY
Belvidere Rd

Ticket #: 14405
Date: 09/25/2024 1:16 PM
Phone: (718) 702-3574

Customer: HBR006-24
140-150 Westchester Ave
140-150 Westchester Ave
Port Chester NY, 10573

Generator: Port Chester OZ Fund III QOZB, LLC
359 Springfield Ave

Summit , NJ 07901

DI TRUCKING 36 - DI 36 (AY585R-NJ)
Manifest: 1429

Remarks: Thank you, Drive Safely !!!!

Signature:

Weighmaster: VS - Vincent Sebastiano (32566)

Material	Quantity	Gross	Tare	Net
NJ RES FILL	35.07 tn	98,900	28,760	70,140



EARTH EFFICIENT HARMONY

www.earthefficient.com | portal.earthefficient.com
o: (631) 209-4245 | f: (631) 206-9160

14405

NON-HAZARDOUS MATERIAL MANIFEST

#1429

GENERATOR

Generator Name Portchester OZ Fund III QOZB LLC Generating Location 140-150 Westchester Ave

Address 359 Springfield Ave
Summit, NJ 07901

Address 140-150 Westchester Ave
Port Chester, NY 10573
NYSDEC BCP site #C360222

Phone No. ___-_____

Description of Material

N.J.A.C. 7:26D Residential Soil Remediation Standards

SAMPLE / CELL ID: comp-A2

I hereby certify that the above named material does not contain free liquid as defined by 40 CFR Part 260.10 or any applicable state law, is not a hazardous waste as defined by 40 CFR Part 261 or any applicable state law, has been properly described, classified and packaged, and is in proper condition for transportation according to applicable regulations.

Jon Tangen — Generator Authorized Agent Name

Signature

09/25/24 — Shipment Date

TRANSPORTER

Truck No. 36

Phone No.

Transporter Name D1

Driver Name (Print) Wolney Oliveira

Address

Vehicle License No./State AY55SR

I hereby certify that the above named material was picked up at the generator site listed above.

Driver Signature

09/25/24 — Shipment Date

DESTINATION (Please Select One)

EARTH EFFICIENT HARMONY Belvidere Rd ☒

3189 Belvidere Road. Phillipsburg, New Jersey 08865
SESC # 20039 | Mine Reg. # 0048845

Approval Code: HBR 006-24

Name of Authorized Agent

Signature

EARTH EFFICIENT HARMONY Foul Rift ☐

1 Foul Rift Road, Belvidere, New Jersey 07823
SESC # 13035-16055-20012 | Mine Reg. # 0048846

Approval Code: HFR

Receipt Date

White- Destination | Yellow- Destination | Pink- Generator | Goldenrod- Consultant

EarthEfficient HBR LLC
3189 Belvidere Road
Phillipsburg NJ, 08865

EARTHEFFICIENT
HARMONY
Belvidere Rd

Ticket #: 14410
Date: 09/25/2024 1:48 PM
Phone: (718) 702-3574

Customer: HBR006-24
140-150 Westchester Ave
140-150 Westchester Ave
Port Chester NY, 10573

Generator: Port Chester OZ Fund III QOZB, LLC
359 Springfield Ave
Summit , NJ 07901

DI TRUCKING 55 - AY970R
Manifest: 1125

Remarks: Thank you, Drive Safely !!!!

Signature:

Weighmaster: VS - Vincent Sebastiano (32566)

Material	Quantity	Gross	Tare	Net
NJ RES FILL	31.88 tn	91,360	27,600	63,760

EARTH EFFICIENT HARMONY

14410

718.702.3574

NON-HAZARDOUS MATERIAL MANIFEST

#1125

GENERATOR

Generator Name: Port Chester OZ Fund III QOZB, LLC

Address: 359 Springfield Ave

Summit, NJ 07901

Phone No. 845-863-9548

Generating Location: 140-150 Westchester Ave

Address: 140-150 Westchester Ave

Port Chester, NY 10573

NYSDEC BCP Site #C360222

Description of Material

N.J.A.C. 7:26D Residential Soil Remediation Standards

Sample / Cell ID: COMP-A2

I hereby certify that the above named material does not contain free liquid as defined by 40 CFR Part 260.10 or any applicable state law, is not a hazardous waste as defined by 40 CFR Part 261 or any applicable state law, has been properly described, classified and packaged, and is in proper condition for transportation according to applicable regulations.

Jon Tangen — Generator Authorized Agent Name

Jon Tangen — Signature

09/25/24 — Shipment Date

TRANSPORTER

Truck No. 55

Transporter Name DI

Address

Phone No.

Driver Name (Print) MP

Vehicle License No./State AV97JR

I hereby certify that the above named material was picked up at the generator site listed above.

Driver Signature

09/25/24 — Shipment Date

DESTINATION (Please Select One)

EARTH EFFICIENT HARMONY Belvidere Rd ☑

3189 Belvidere Road, Phillipsburg, New Jersey 08865
SESC # 24004 | Mine Reg. # 004885

Approval Code: HBR006-24

Name of Authorized Agent

Signature

Receipt Date

EARTH EFFICIENT HARMONY Foul Rift ☐

1 Foul Rift Road, Belvidere, New Jersey 07823
SESC # 13035-16055-20012 | Mine Reg. # 004886

Approval Code: HFR012-24

09252C

Receipt Date

White - Destination | Yellow - Transporter | Pink - Generator | Goldenrod - Consultant

EarthEfficient HBR LLC
3189 Belvidere Road
Phillipsburg NJ, 08865

EARTHEFFICIENT
HARMONY
Belvidere Rd

Ticket #: 14413
Date: 09/25/2024 1:55 PM
Phone: (718) 702-3574

Customer: HBR006-24
140-150 Westchester Ave
140-150 Westchester Ave
Port Chester NY, 10573

Generator: Port Chester OZ Fund III QOZB, LLC
359 Springfield Ave
Summit , NJ 07901

DI TRUCKING 33 - AY861M
Manifest: 1431

Remarks: Thank you, Drive Safely !!!!

Signature:

Weighmaster: VS - Vincent Sebastiano (32566)

Material	Quantity	Gross	Tare	Net
NJ RES FILL	32.47 tn	93,860	28,920	64,940

EARTHEFFICIENT HARMONY

www.earthefficient.com | portal.earthefficient.com
o: (631) 209-4245 | f: (631) 206-9160

LLHB

NON-HAZARDOUS MATERIAL MANIFEST

#1431

GENERATOR

Generator Name Portchester 07 Fund III QOZB, LLC Generating Location 140-150 Westchester Ave

Address 357 Springfield Ave
Summit, NJ 07901

Address 140-150 Westchester Ave
Port Chester, NY 10573
NYS DEC BCP site #C360222

Phone No. ___-_____

Description of Material

N.J.A.C. 7:26D Residential Soil Remediation Standards

SAMPLE / CELL ID: COMP - A2

I hereby certify that the above named material does not contain free liquid as defined by 40 CFR Part 260.10 or any applicable state law, is not a hazardous waste as defined by 40 CFR Part 261 or any applicable state law, has been properly described, classified and packaged, and is in proper condition for transportation according to applicable regulations.

Jon Tanger Jon Tanger 09/25/24
Generator Authorized Agent Name Signature Shipment Date

TRANSPORTER

Truck No. 33 Phone No. ___

Transporter Name D1 Driver Name (Print) Alinio Pinto

Address ___ Vehicle License No./State AY861M

I hereby certify that the above named material was picked up at the generator site listed above.

Driver Signature 09/25/24
Shipment Date

DESTINATION (Please Select One)

EARTHEFFICIENT HARMONY Belvidere Rd ☒

3189 Belvidere Road. Phillipsburg, New Jersey 08865
SESC # 20039 | Mine Reg. # 0048845

EARTHEFFICIENT HARMONY Foul Rift ☐

1 Foul Rift Road, Belvidere, New Jersey 07823
SESC # 13035-16055-20012 | Mine Reg. # 0048846

Approval Code: HBR 006-24 **Approval Code:** HFR

Name of Authorized Agent Signature 09/25/24
Receipt Date

White- Destination Yellow- Destination Pink- Generator Goldenrod- Consultant

EarthEfficient HBR LLC
3189 Belvidere Road
Phillipsburg NJ, 08865

EARTH EFFICIENT
HARMONY
Belvidere Rd

Ticket #: 13281
Date: 09/09/2024 10:29 AM
Phone: (718) 702-3574

Customer: HBR006-24
140-150 Westchester Ave
140-150 Westchester Ave
Port Chester NY, 10573

Generator: Port Chester OZ Fund III QOZB, LLC
359 Springfield Ave

Summit , NJ 07901

DI TRUCKING 43 - AZ285B
Manifest: 1047

Remarks: Thank you, Drive Safely !!!!

Signature:

Weighmaster: VS - Vincent Sebastiano (32566)

Material	Quantity	Gross	Tare	Net
NJ RES FILL	33.97 tn	96,520	28,580	67,940

EARTHEFFICIENT HARMONY

13251

718.702.3574

NON-HAZARDOUS MATERIAL MANIFEST

#1047

GENERATOR

Generator Name: Port Chester OZ Fund III QOZB, LLC

Address: 359 Springfield Ave

Summit, NJ 07901

Phone No. 8 4 5 – 8 6 3 9 5 4 8

Generating Location: 140-150 Westchester Ave

Address: 140-150 Westchester Ave

Port Chester, NY 10573

NYSDEC BCP Site #C360222

Description of Material

N.J.A.C. 7:26D Residential Soil Remediation Standards

Sample / Cell ID: Comp - A4

I hereby certify that the above named material does not contain free liquid as defined by 40 CFR Part 260.10 or any applicable state law, is not a hazardous waste as defined by 40 CFR Part 261 or any applicable state law, has been properly described, classified and packaged, and is in proper condition for transportation according to applicable regulations.

Jon Tanger — Generator Authorized Agent Name

Signature

09 09 24 — Shipment Date

TRANSPORTER

Truck No. 43

Transporter Name DL

Address

Phone No.

Driver Name (Print) ANDERSON SILVA

Vehicle License No./State AZ285B

I hereby certify that the above named material was picked up at the generator site listed above.

Driver Signature

09 09 24 — Shipment Date

DESTINATION (Please Select One)

EARTHEFFICIENT HARMONY Belvidere Rd ☑

3189 Belvidere Road, Phillipsburg, New Jersey 08865
SESC # 24004 | Mine Reg. # 004885

EARTHEFFICIENT HARMONY Foul Rift ☐

1 Foul Rift Road, Belvidere, New Jersey 07823
SESC # 13035-16055-20012 | Mine Reg. # 004886

Approval Code: HBR006-24

Name of Authorized Agent

Signature

Approval Code: HFR012-24

09 09 24 — Receipt Date

White - Destination **Yellow - Transporter** **Pink - Generator** **Goldenrod - Consultant**

EarthEfficient HBR LLC
3189 Belvidere Road
Phillipsburg NJ, 08865

EARTHEFFICIENT
HARMONY
Belvidere Rd

Ticket #: 13282
Date: 09/09/2024 10:30 AM
Phone: (718) 702-3574

Customer: HBR006-24
140-150 Westchester Ave
140-150 Westchester Ave
Port Chester NY, 10573

Generator: Port Chester OZ Fund III QOZB, LLC
359 Springfield Ave

Summit , NJ 07901

DI TRUCKING 24 - AX402W
Manifest: 1045

Remarks: Thank you, Drive Safely !!!!

Signature:

Weighmaster: VS - Vincent Sebastiano (32566)

Material	Quantity	Gross	Tare	Net
NJ RES FILL	32.74 tn	94,220	28,740	65,480

EARTH EFFICIENT HARMONY

718.702.3574

13284

NON-HAZARDOUS MATERIAL MANIFEST

#1045

GENERATOR

Generator Name: Port Chester OZ Fund III QOZB, LLC
Address: 359 Springfield Ave
Summit, NJ 07901
Phone No. 845-8639548

Generating Location: 140-150 Westchester Ave
Address: 140-150 Westchester Ave
Port Chester, NY 10573
NYSDEC BCP Site #C360222

Description of Material

N.J.A.C. 7:26D Residential Soil Remediation Standards

Sample / Cell ID: Comp-A4

I hereby certify that the above named material does not contain free liquid as defined by 40 CFR Part 260.10 or any applicable state law, is not a hazardous waste as defined by 40 CFR Part 261 or any applicable state law, has been properly described, classified and packaged, and is in proper condition for transportation according to applicable regulations.

Jon Tanger — Generator Authorized Agent Name
Signature
09/09/24 — Shipment Date

TRANSPORTER

Truck No. 24
Transporter Name DE
Address

Phone No.
Driver Name (Print) ANTONIO PALVA
Vehicle License No./State AX 402W

I hereby certify that the above named material was picked up at the generator site listed above.

Driver Signature
09/09/24 — Shipment Date

DESTINATION (Please Select One)

EARTH EFFICIENT HARMONY Belvidere Rd ☑

3189 Belvidere Road, Phillipsburg, New Jersey 08865
SESC # 24004 | Mine Reg. # 004885

Approval Code: HBR006-24

Name of Authorized Agent
Signature

EARTH EFFICIENT HARMONY Foul Rift ☐

1 Foul Rift Road, Belvidere, New Jersey 07823
SESC # 13035-16055-20012 | Mine Reg. # 004886

Approval Code: HFR012-24

09/09/24 — Receipt Date

White - Destination **Yellow - Transporter** **Pink - Generator** **Goldenrod - Consultant**

EarthEfficient HBR LLC
3189 Belvidere Road
Phillipsburg NJ, 08865

EARTH EFFICIENT
HARMONY
Belvidere Rd

Ticket #: 13286
Date: 09/09/2024 10:40 AM
Phone: (718) 702-3574

Customer: HBR006-24
140-150 Westchester Ave
140-150 Westchester Ave
Port Chester NY, 10573

Generator: Port Chester OZ Fund III QOZB, LLC
359 Springfield Ave
Summit , NJ 07901

DI TRUCKING 34 - AY862M
Manifest: 1046

Remarks: Thank you, Drive Safely !!!!

Signature:

Weighmaster: VS - Vincent Sebastiano (32566)

Material	Quantity	Gross	Tare	Net
NJ RES FILL	33.66 tn	96,240	28,920	67,320

EARTHEFFICIENT HARMONY

718.702.3574

NON-HAZARDOUS MATERIAL MANIFEST

#1046

GENERATOR

Generator Name: Port Chester OZ Fund III QOZB, LLC

Address: 359 Springfield Ave
Summit, NJ 07901

Phone No. 8 4 5 - 8 6 3 9 5 4 8

Generating Location: 140-150 Westchester Ave

Address: 140-150 Westchester Ave
Port Chester, NY 10573
NYSDEC BCP Site #C360222

Description of Material

N.J.A.C. 7:26D Residential Soil Remediation Standards

Sample / Cell ID: Comp-A4

I hereby certify that the above named material does not contain free liquid as defined by 40 CFR Part 260.10 or any applicable state law, is not a hazardous waste as defined by 40 CFR Part 261 or any applicable state law, has been properly described, classified and packaged, and is in proper condition for transportation according to applicable regulations.

Jon Tangen — Generator Authorized Agent Name

Signature

09 09 24 — Shipment Date

TRANSPORTER

Truck No. 34

Transporter Name DL

Address

Phone No.

Driver Name (Print) CLEBERSON DE SOUZA

Vehicle License No./State AY 862M

I hereby certify that the above named material was picked up at the generator site listed above.

Cleberson

Driver Signature

09 09 24 — Shipment Date

DESTINATION (Please Select One)

EARTHEFFICIENT HARMONY Belvidere Rd ☐

3189 Belvidere Road, Phillipsburg, New Jersey 08865
SESC # 24004 | Mine Reg. # 004885

Approval Code: HBR006-24

EARTHEFFICIENT HARMONY Foul Rift ☐

1 Foul Rift Road, Belvidere, New Jersey 07823
SESC # 13035-16055-20012 | Mine Reg. # 004886

Approval Code: HFR012-24

Chris

Name of Authorized Agent

Signature

09 09 24

Receipt Date

White - Destination **Yellow - Transporter** **Pink - Generator** **Goldenrod - Consultant**

EarthEfficient HBR LLC
3189 Belvidere Road
Phillipsburg NJ, 08865

EARTH EFFICIENT
HARMONY
Belvidere Rd

Ticket #: 13288
Date: 09/09/2024 10:43 AM
Phone: (718) 702-3574

Customer: HBR006-24
140-150 Westchester Ave
140-150 Westchester Ave
Port Chester NY, 10573

Generator:Port Chester OZ Fund III QOZB, LLC
359 Springfield Ave

Summit , NJ 07901

DI TRUCKING 25 - AX540W
Manifest: 1048

Remarks: Thank you, Drive Safely !!!!

Signature:

Weighmaster: VS - Vincent Sebastiano (32566)

Material	Quantity	Gross	Tare	Net
NJ RES FILL	33.28 tn	95,280	28,720	66,560

EARTHEFFICIENT HARMONY

13288

718.702.3574

NON-HAZARDOUS MATERIAL MANIFEST

#1048

GENERATOR

Generator Name: Port Chester OZ Fund III QOZB, LLC

Address: 359 Springfield Ave

Summit, NJ 07901

Phone No. 8 4 5 - 8 6 3 9 5 4 8

Generating Location: 140-150 Westchester Ave

Address: 140-150 Westchester Ave

Port Chester, NY 10573

NYSDEC BCP Site #C360222

Description of Material

N.J.A.C. 7:26D Residential Soil Remediation Standards

Sample / Cell ID: Comp - A4

I hereby certify that the above named material does not contain free liquid as defined by 40 CFR Part 260.10 or any applicable state law, is not a hazardous waste as defined by 40 CFR Part 261 or any applicable state law, has been properly described, classified and packaged, and is in proper condition for transportation according to applicable regulations.

Jon Tonger — Generator Authorized Agent Name

Jon Tonger — Signature

09 09 24 — Shipment Date

TRANSPORTER

Truck No. 25

Transporter Name DZ

Address

Phone No.

Driver Name (Print) Fabiano Moreira

Vehicle License No./State AX 540W

I hereby certify that the above named material was picked up at the generator site listed above.

Fabiano Moreira — Driver Signature

09 09 24 — Shipment Date

DESTINATION (Please Select One)

EARTHEFFICIENT HARMONY Belvidere Rd ☑

3189 Belvidere Road, Phillipsburg, New Jersey 08865
SESC # 24004 | Mine Reg. # 004885

Approval Code: HBR006-24

Vinas — Name of Authorized Agent

Signature

09 09 24 — Receipt Date

EARTHEFFICIENT HARMONY Foul Rift ☐

1 Foul Rift Road, Belvidere, New Jersey 07823
SESC # 13035-16055-20012 | Mine Reg. # 004886

Approval Code: HFR012-24

White - Destination | Yellow - Transporter | Pink - Generator | Goldenrod - Consultant

EarthEfficient HBR LLC
3189 Belvidere Road
Phillipsburg NJ, 08865

EARTH EFFICIENT
HARMONY
Belvidere Rd

Ticket #: 13290
Date: 09/09/2024 10:46 AM
Phone: (718) 702-3574

Customer: HBR006-24
140-150 Westchester Ave
140-150 Westchester Ave
Port Chester NY, 10573

Generator: Port Chester OZ Fund III QOZB, LLC
359 Springfield Ave

Summit , NJ 07901

DI TRUCKING 50 - A**Y326F**

Manifest: 1049

Remarks: Thank you, Drive Safely !!!!

Signature:

Weighmaster: VS - Vincent Sebastiano (32566)

Material	Quantity	Gross	Tare	Net
NJ RES FILL	32.03 tn	91,560	27,500	64,060

EARTHEFFICIENT HARMONY

13290

718.702.3574

NON-HAZARDOUS MATERIAL MANIFEST

#1049

GENERATOR

Generator Name: Port Chester OZ Fund III QOZB, LLC

Address: 359 Springfield Ave

Summit, NJ 07901

Phone No. 8 4 5 - 8 6 3 9 5 4 8

Generating Location: 140-150 Westchester Ave

Address: 140-150 Westchester Ave

Port Chester, NY 10573

NYSDEC BCP Site #C360222

Description of Material

N.J.A.C. 7:26D Residential Soil Remediation Standards

Sample / Cell ID: Comp-A4

I hereby certify that the above named material does not contain free liquid as defined by 40 CFR Part 260.10 or any applicable state law, is not a hazardous waste as defined by 40 CFR Part 261 or any applicable state law, has been properly described, classified and packaged, and is in proper condition for transportation according to applicable regulations.

Jon Targer — Generator Authorized Agent Name

Signature

09 09 24 — Shipment Date

TRANSPORTER

Truck No. 50

Transporter Name DE

Address

Phone No.

Driver Name (Print) Miguel Figueroa

Vehicle License No./State AY326F

I hereby certify that the above named material was picked up at the generator site listed above.

Driver Signature

09 09 24 — Shipment Date

DESTINATION (Please Select One)

EARTHEFFICIENT HARMONY Belvidere Rd ☑

3189 Belvidere Road, Phillipsburg, New Jersey 08865
SESC # 24004 | Mine Reg. # 004885

EARTHEFFICIENT HARMONY Foul Rift ☐

1 Foul Rift Road, Belvidere, New Jersey 07823
SESC # 13035-16055-20012 | Mine Reg. # 004886

Approval Code: HBR006-24

Name of Authorized Agent

Signature

Approval Code: HFR012-24

09 09 24 — Receipt Date

White - Destination **Yellow - Transporter** **Pink - Generator** **Goldenrod - Consultant**

EarthEfficient HBR LLC
3189 Belvidere Road
Phillipsburg NJ, 08865

EARTH EFFICIENT
HARMONY
Belvidere Rd

Ticket #: 13296
Date: 09/09/2024 10:57 AM
Phone: (718) 702-3574

Customer: HBR006-24
140-150 Westchester Ave
140-150 Westchester Ave
Port Chester NY, 10573

Generator: Port Chester OZ Fund III QOZB, LLC
359 Springfield Ave
Summit , NJ 07901

CF BROS 17 - AY672N
Manifest: 1050

Remarks: Thank you, Drive Safely !!!!

Signature:

Weighmaster: VS - Vincent Sebastiano (32566)

Material	Quantity	Gross	Tare	Net
NJ RES FILL	33.05 tn	93,260	27,160	66,100

EARTHEFFICIENT HARMONY

13296

718.702.3574

NON-HAZARDOUS MATERIAL MANIFEST

#1050

GENERATOR

Generator Name: Port Chester OZ Fund III QOZB, LLC

Address: 359 Springfield Ave

Summit, NJ 07901

Phone No. 8 4 5 - 8 6 3 9 5 4 8

Generating Location: 140-150 Westchester Ave

Address: 140-150 Westchester Ave

Port Chester, NY 10573

NYSDEC BCP Site #C360222

Description of Material

N.J.A.C. 7:26D Residential Soil Remediation Standards

Sample / Cell ID: Comp-A4

I hereby certify that the above named material does not contain free liquid as defined by 40 CFR Part 260.10 or any applicable state law, is not a hazardous waste as defined by 40 CFR Part 261 or any applicable state law, has been properly described, classified and packaged, and is in proper condition for transportation according to applicable regulations.

Jon Tanger — Generator Authorized Agent Name

Jon Tanger — Signature

09 09 24 — Shipment Date

TRANSPORTER

Truck No. 17

Transporter Name: C F Bros

Address:

Phone No.

Driver Name (Print): ANTONIO

Vehicle License No./State: AY67ZN

I hereby certify that the above named material was picked up at the generator site listed above.

Driver Signature

09 09 24 — Shipment Date

DESTINATION (Please Select One)

EARTHEFFICIENT HARMONY Belvidere Rd ☑

3189 Belvidere Road, Phillipsburg, New Jersey 08865
SESC # 24004 | Mine Reg. # 004885

Approval Code: HBR006-24

EARTHEFFICIENT HARMONY Foul Rift ☐

1 Foul Rift Road, Belvidere, New Jersey 07823
SESC # 13035-16055-20012 | Mine Reg. # 004886

Approval Code: HFR012-24

Name of Authorized Agent — Signature — Receipt Date

White - Destination **Yellow - Transporter** **Pink - Generator** **Goldenrod - Consultant**

EarthEfficient HBR LLC
3189 Belvidere Road
Phillipsburg NJ, 08865

EARTHEFFICIENT
HARMONY
Belvidere Rd

Ticket #: 13299
Date: 09/09/2024 11:03 AM
Phone: (718) 702-3574

Customer: HBR006-24
140-150 Westchester Ave
140-150 Westchester Ave
Port Chester NY, 10573

Generator: Port Chester OZ Fund III QOZB, LLC
359 Springfield Ave

Summit , NJ 07901

CF BROS 12 - AY995C
Manifest: 1051

Remarks: Thank you, Drive Safely !!!!

Signature

Weighmaster: VS - Vincent Sebastiano (32566)

Material	Quantity	Gross	Tare	Net
NJ RES FILL	33.37 tn	93,980	27,240	66,740

EARTH EFFICIENT HARMONY

B299

718.702.3574

NON-HAZARDOUS MATERIAL MANIFEST

#1051

GENERATOR

Generator Name: Port Chester OZ Fund III QOZB, LLC
Address: 359 Springfield Ave
Summit, NJ 07901
Phone No. 8 4 5 - 8 6 3 9 5 4 8

Generating Location: 140-150 Westchester Ave
Address: 140-150 Westchester Ave
Port Chester, NY 10573
NYSDEC BCP Site #C360222

Description of Material

N.J.A.C. 7:26D Residential Soil Remediation Standards

Sample / Cell ID: Comp-A4

I hereby certify that the above named material does not contain free liquid as defined by 40 CFR Part 260.10 or any applicable state law, is not a hazardous waste as defined by 40 CFR Part 261 or any applicable state law, has been properly described, classified and packaged, and is in proper condition for transportation according to applicable regulations.

Jon Tanger — Generator Authorized Agent Name
Jon Tanger — Signature
09 09 24 — Shipment Date

TRANSPORTER

Truck No. 12
Transporter Name CF Bros
Address

Phone No.
Driver Name (Print) Jose
Vehicle License No./State AY995C

I hereby certify that the above named material was picked up at the generator site listed above.

Jose — Driver Signature
09 09 24 — Shipment Date

DESTINATION (Please Select One)

EARTH EFFICIENT HARMONY Belvidere Rd ☑

3189 Belvidere Road, Phillipsburg, New Jersey 08865
SESC # 24004 | Mine Reg. # 004885

Approval Code: HBR006-24

EARTH EFFICIENT HARMONY Foul Rift ☐

1 Foul Rift Road, Belvidere, New Jersey 07823
SESC # 13035-16055-20012 | Mine Reg. # 004886

Approval Code: HFR012-24

Name of Authorized Agent
Signature
Receipt Date

White - Destination **Yellow - Transporter** **Pink - Generator** **Goldenrod - Consultant**

EarthEfficient HBR LLC
3189 Belvidere Road
Phillipsburg NJ, 08865

EARTHEFFICIENT
HARMONY
Belvidere Rd

Ticket #: 13300
Date: 09/09/2024 11:06 AM
Phone: (718) 702-3574

Customer: HBR006-24
140-150 Westchester Ave
140-150 Westchester Ave
Port Chester NY, 10573

Generator:Port Chester OZ Fund III QOZB, LLC
359 Springfield Ave

Summit , NJ 07901

DI TRUCKING 52 - AY510R
Manifest: 1052

Remarks: Thank you, Drive Safely !!!!

Signature:

Weighmaster: VS - Vincent Sebastiano (32566)

Material	Quantity	Gross	Tare	Net
NJ RES FILL	32.72 tn	92,840	27,400	65,440

EARTHEFFICIENT HARMONY

13300

718.702.3574

NON-HAZARDOUS MATERIAL MANIFEST

#1052

GENERATOR

Generator Name: Port Chester OZ Fund III QOZB, LLC

Address: 359 Springfield Ave

Summit, NJ 07901

Phone No. 8 4 5 – 8 6 3 9 5 4 8

Generating Location: 140-150 Westchester Ave

Address: 140-150 Westchester Ave

Port Chester, NY 10573

NYSDEC BCP Site #C360222

Description of Material

N.J.A.C. 7:26D Residential Soil Remediation Standards

Sample / Cell ID: Comp-A4

I hereby certify that the above named material does not contain free liquid as defined by 40 CFR Part 260.10 or any applicable state law, is not a hazardous waste as defined by 40 CFR Part 261 or any applicable state law, has been properly described, classified and packaged, and is in proper condition for transportation according to applicable regulations.

Jon Langer — Generator Authorized Agent Name

Signature

09/09/24 — Shipment Date

TRANSPORTER

Truck No. 52

Transporter Name DZ

Address

Phone No.

Driver Name (Print)

Vehicle License No./State AV510R

I hereby certify that the above named material was picked up at the generator site listed above.

Driver Signature

09/09/24 — Shipment Date

DESTINATION (Please Select One)

EARTHEFFICIENT HARMONY Belvidere Rd ☑

3189 Belvidere Road, Phillipsburg, New Jersey 08865
SESC # 24004 | Mine Reg. # 004885

Approval Code: HBR006-24

VIRS — Name of Authorized Agent

Signature

EARTHEFFICIENT HARMONY Foul Rift ☐

1 Foul Rift Road, Belvidere, New Jersey 07823
SESC # 13035-16055-20012 | Mine Reg. # 004886

Approval Code: HFR012-24

09/09/24 — Receipt Date

White - Destination | Yellow - Transporter | Pink - Generator | Goldenrod - Consultant

EarthEfficient HBR LLC
3189 Belvidere Road
Phillipsburg NJ, 08865

EARTHEFFICIENT
HARMONY
Belvidere Rd

Ticket #: 13307
Date: 09/09/2024 11:55 AM
Phone: (718) 702-3574

Customer: HBR006-24
140-150 Westchester Ave
140-150 Westchester Ave
Port Chester NY, 10573

Generator: Port Chester OZ Fund III QOZB, LLC
359 Springfield Ave

Summit , NJ 07901

CF BROS 16 - AY688J
Manifest: 1063

Remarks: Thank you, Drive Safely !!!!

Signature:

Weighmaster: VS - Vincent Sebastiano (32566)

Material	Quantity	Gross	Tare	Net
NJ RES FILL	31.69 tn	89,980	26,600	63,380

EARTH EFFICIENT HARMONY

718.702.3574

B307

NON-HAZARDOUS MATERIAL MANIFEST

#1053

GENERATOR

Generator Name: Port Chester OZ Fund III QOZB, LLC

Address: 359 Springfield Ave

Summit, NJ 07901

Phone No. 8 4 5 - 8 6 3 9 5 4 8

Generating Location: 140-150 Westchester Ave

Address: 140-150 Westchester Ave

Port Chester, NY 10573

NYSDEC BCP Site #C360222

Description of Material

N.J.A.C. 7:26D Residential Soil Remediation Standards

Sample / Cell ID: Comp-A4

I hereby certify that the above named material does not contain free liquid as defined by 40 CFR Part 260.10 or any applicable state law, is not a hazardous waste as defined by 40 CFR Part 261 or any applicable state law, has been properly described, classified and packaged, and is in proper condition for transportation according to applicable regulations.

Jon Tanger — Generator Authorized Agent Name

Jon Tanger — Signature

09 09 24 — Shipment Date

TRANSPORTER

Truck No. 16

Transporter Name CF Bros

Address

Phone No.

Driver Name (Print) Mayker

Vehicle License No./State AY6883

I hereby certify that the above named material was picked up at the generator site listed above.

Driver Signature

09 09 24 — Shipment Date

DESTINATION (Please Select One)

EARTH EFFICIENT HARMONY Belvidere Rd ☑

3189 Belvidere Road, Phillipsburg, New Jersey 08865
SESC # 24004 | Mine Reg. # 004885

Approval Code: HBR006-24

VnS — Name of Authorized Agent

Signature

EARTH EFFICIENT HARMONY Foul Rift ☐

1 Foul Rift Road, Belvidere, New Jersey 07823
SESC # 13035-16055-20012 | Mine Reg. # 004886

Approval Code: HFR012-24

09 09 24 — Receipt Date

White - Destination | Yellow - Transporter | Pink - Generator | Goldenrod - Consultant

EarthEfficient HBR LLC
3189 Belvidere Road
Phillipsburg NJ, 08865

EARTHEFFICIENT HARMONY Belvidere Rd

Ticket #: 13309
Date: 09/09/2024 11:59 AM
Phone: (718) 702-3574

Customer: HBR006-24
140-150 Westchester Ave
140-150 Westchester Ave
Port Chester NY, 10573

Generator: Port Chester OZ Fund III QOZB, LLC
359 Springfield Ave

Summit , NJ 07901

CF BROS 15 - AW777M
Manifest: 1054

Remarks: Thank you, Drive Safely !!!!

Signature: Freddy

Weighmaster: VS - Vincent Sebastiano (32566)

Material	Quantity	Gross	Tare	Net
NJ RES FILL	31.34 tn	90,180	27,500	62,680

EARTH EFFICIENT HARMONY

13309

718.702.3574

NON-HAZARDOUS MATERIAL MANIFEST

#1054

GENERATOR

Generator Name: Port Chester OZ Fund III QOZB, LLC
Address: 359 Springfield Ave
Summit, NJ 07901
Phone No. 8 4 5 - 8 6 3 9 5 4 8

Generating Location: 140-150 Westchester Ave
Address: 140-150 Westchester Ave
Port Chester, NY 10573
NYSDEC BCP Site #C360222

Description of Material

N.J.A.C. 7:26D Residential Soil Remediation Standards

Sample / Cell ID: Comp-A4

I hereby certify that the above named material does not contain free liquid as defined by 40 CFR Part 260.10 or any applicable state law, is not a hazardous waste as defined by 40 CFR Part 261 or any applicable state law, has been properly described, classified and packaged, and is in proper condition for transportation according to applicable regulations.

Jon Tangen — Generator Authorized Agent Name
Signature
09092[illegible] — Shipment Date

TRANSPORTER

Truck No. 15
Transporter Name CF Bros
Address

Phone No.
Driver Name (Print) Fredy Urgiles
Vehicle License No./State AW 777M

I hereby certify that the above named material was picked up at the generator site listed above.

Driver Signature
090924 — Shipment Date

DESTINATION (Please Select One)

EARTH EFFICIENT HARMONY Belvidere Rd ☑
3189 Belvidere Road, Phillipsburg, New Jersey 08865
SESC # 24004 | Mine Reg. # 004885

Approval Code: HBR006-24
Name of Authorized Agent: Vins
Signature

EARTH EFFICIENT HARMONY Foul Rift ☐
1 Foul Rift Road, Belvidere, New Jersey 07823
SESC # 13035-16055-20012 | Mine Reg. # 004886

Approval Code: HFR012-24
09092[illegible] — Receipt Date

White - Destination | Yellow - Transporter | Pink - Generator | Goldenrod - Consultant

EarthEfficient HBR LLC
3189 Belvidere Road
Phillipsburg NJ, 08865

EARTHEFFICIENT HARMONY Belvidere Rd

Ticket #: 13316
Date: 09/09/2024 12:35 PM
Phone: (718) 702-3574

Customer: HBR006-24
140-150 Westchester Ave
140-150 Westchester Ave
Port Chester NY, 10573

Generator: Port Chester OZ Fund III QOZB, LLC
359 Springfield Ave

Summit , NJ 07901

SENI 4 - AY689J
Manifest: 1055

Remarks: Thank you, Drive Safely !!!!

Signature:

Weighmaster: VS - Vincent Sebastiano (32566)

Material	Quantity	Gross	Tare	Net
NJ RES FILL	32.59 tn	92,500	27,320	65,180

EARTH EFFICIENT HARMONY

13316

718.702.3574

NON-HAZARDOUS MATERIAL MANIFEST

#1055

GENERATOR

Generator Name: Port Chester OZ Fund III QOZB, LLC

Address: 359 Springfield Ave

Summit, NJ 07901

Phone No. 845-8639548

Generating Location: 140-150 Westchester Ave

Address: 140-150 Westchester Ave

Port Chester, NY 10573

NYSDEC BCP Site #C360222

Description of Material

N.J.A.C. 7:26D Residential Soil Remediation Standards

Sample / Cell ID: Comp-A4

I hereby certify that the above named material does not contain free liquid as defined by 40 CFR Part 260.10 or any applicable state law, is not a hazardous waste as defined by 40 CFR Part 261 or any applicable state law, has been properly described, classified and packaged, and is in proper condition for transportation according to applicable regulations.

Jon Tangen — Generator Authorized Agent Name

Signature

09/09/24 — Shipment Date

TRANSPORTER

Truck No. 4

Transporter Name SENI

Address

Phone No.

Driver Name (Print) Anthony

Vehicle License No./State AY689J

I hereby certify that the above named material was picked up at the generator site listed above.

Driver Signature

09/09/24 — Shipment Date

DESTINATION (Please Select One)

☑ EARTH EFFICIENT HARMONY Belvidere Rd

3189 Belvidere Road, Phillipsburg, New Jersey 08865
SESC # 24004 | Mine Reg. # 004885

Approval Code: HBR006-24

Name of Authorized Agent

Signature

☐ EARTH EFFICIENT HARMONY Foul Rift

1 Foul Rift Road, Belvidere, New Jersey 07823
SESC # 13035-16055-20012 | Mine Reg. # 004886

Approval Code: HFR012-24

09/09/24 — Receipt Date

White - Destination **Yellow - Transporter** **Pink - Generator** **Goldenrod - Consultant**

EarthEfficient HBR LLC
3189 Belvidere Road
Phillipsburg NJ, 08865

EARTHEFFICIENT HARMONY Belvidere Rd

Ticket #: 13338
Date: 09/09/2024 2:39 PM
Phone: (718) 702-3574

Customer: HBR006-24
140-150 Westchester Ave
140-150 Westchester Ave
Port Chester NY, 10573

Generator: Port Chester OZ Fund III QOZB, LLC
359 Springfield Ave

Summit , NJ 07901

DI TRUCKING 34 - AY862M
Manifest: 1057

Remarks: Thank you, Drive Safely !!!!

Signature:

Weighmaster: VS - Vincent Sebastiano (32566)

Material	Quantity	Gross	Tare	Net
NJ RES FILL	30.37 tn	89,660	28,920	60,740

EARTHEFFICIENT HARMONY

718.702.3574

13338

NON-HAZARDOUS MATERIAL MANIFEST

#1057

GENERATOR

Generator Name: Port Chester OZ Fund III QOZB, LLC

Address: 359 Springfield Ave

Summit, NJ 07901

Phone No. 8 4 5 - 8 6 3 9 5 4 8

Generating Location: 140-150 Westchester Ave

Address: 140-150 Westchester Ave

Port Chester, NY 10573

NYSDEC BCP Site #C360222

Description of Material

N.J.A.C. 7:26D Residential Soil Remediation Standards

Sample / Cell ID: Comp-A4

I hereby certify that the above named material does not contain free liquid as defined by 40 CFR Part 260.10 or any applicable state law, is not a hazardous waste as defined by 40 CFR Part 261 or any applicable state law, has been properly described, classified and packaged, and is in proper condition for transportation according to applicable regulations.

Jon Tangen — Generator Authorized Agent Name

Jm Tangen — Signature

09 09 24 — Shipment Date

TRANSPORTER

Truck No. 34

Transporter Name DE

Address

Phone No.

Driver Name (Print) CIEBETSON DE SOUZA

Vehicle License No./State AY 862M

I hereby certify that the above named material was picked up at the generator site listed above.

Driver Signature

09 09 24 — Shipment Date

DESTINATION (Please Select One)

EARTHEFFICIENT HARMONY Belvidere Rd ☑

3189 Belvidere Road, Phillipsburg, New Jersey 08865
SESC # 24004 | Mine Reg. # 004885

Approval Code: HBR006-24

Name of Authorized Agent

EARTHEFFICIENT HARMONY Foul Rift ☐

1 Foul Rift Road, Belvidere, New Jersey 07823
SESC # 13035-16055-20012 | Mine Reg. # 004886

Approval Code: HFR012-24

Signature

09 09 24 — Receipt Date

White - Destination | Yellow - Transporter | Pink - Generator | Goldenrod - Consultant

EarthEfficient HBR LLC
3189 Belvidere Road
Phillipsburg NJ, 08865

EARTHEFFICIENT HARMONY Belvidere Rd

Ticket #: 13341
Date: 09/09/2024 2:47 PM
Phone: (718) 702-3574

Customer: HBR006-24
140-150 Westchester Ave
140-150 Westchester Ave
Port Chester NY, 10573

Generator: Port Chester OZ Fund III QOZB, LLC
359 Springfield Ave

Summit , NJ 07901

DI TRUCKING 43 - AZ285B

Manifest: 1056

Remarks: Thank you, Drive Safely !!!!

Signature:

Weighmaster: VS - Vincent Sebastiano (32566)

Material	Quantity	Gross	Tare	Net
NJ RES FILL	30.16 tn	88,900	28,580	60,320

EARTH EFFICIENT HARMONY

13340

718.702.3574

NON-HAZARDOUS MATERIAL MANIFEST

#1056

GENERATOR

Generator Name: Port Chester OZ Fund III QOZB, LLC

Address: 359 Springfield Ave

Summit, NJ 07901

Phone No. 8 4 5 - 8 6 3 9 5 4 8

Generating Location: 140-150 Westchester Ave

Address: 140-150 Westchester Ave

Port Chester, NY 10573

NYSDEC BCP Site #C360222

Description of Material

N.J.A.C. 7:26D Residential Soil Remediation Standards

Sample / Cell ID: Comp-A4

I hereby certify that the above named material does not contain free liquid as defined by 40 CFR Part 260.10 or any applicable state law, has been properly described, classified and packaged, and is in proper condition for transportation according to applicable regulations.

Jon Tanger — Generator Authorized Agent Name

Jon Tanger — Signature

09 09 24 — Shipment Date

TRANSPORTER

Truck No. 43

Transporter Name DE

Address

Phone No.

Driver Name (Print) Anderson Silva

Vehicle License No./State AZ285B

I hereby certify that the above named material was picked up at the generator site listed above.

Driver Signature

09 09 24 — Shipment Date

DESTINATION (Please Select One)

EARTH EFFICIENT HARMONY Belvidere Rd ☒

3189 Belvidere Road, Phillipsburg, New Jersey 08865
SESC # 24004 | Mine Reg. # 004885

EARTH EFFICIENT HARMONY Foul Rift ☐

1 Foul Rift Road, Belvidere, New Jersey 07823
SESC # 13035-16055-20012 | Mine Reg. # 004886

Approval Code: HBR006-24

Approval Code: HFR012-24

Name of Authorized Agent

Signature

09 09 24 — Receipt Date

White - Destination **Yellow - Transporter** **Pink - Generator** **Goldenrod - Consultant**

EarthEfficient HBR LLC
3189 Belvidere Road
Phillipsburg NJ, 08865

EARTHEFFICIENT HARMONY Belvidere Rd

Ticket #: 13344
Date: 09/09/2024 3:02 PM
Phone: (718) 702-3574

Customer: HBR006-24
140-150 Westchester Ave
140-150 Westchester Ave
Port Chester NY, 10573

Generator: Port Chester OZ Fund III QOZB, LLC
359 Springfield Ave
Summit , NJ 07901

DI TRUCKING 25 - AX540W
Manifest: 1058

Remarks: Thank you, Drive Safely !!!!

Signature:

Weighmaster: VS - Vincent Sebastiano (32566)

Material	Quantity	Gross	Tare	Net
NJ RES FILL	30.87 tn	90,460	28,720	61,740



EARTH EFFICIENT HARMONY

12344

718.702.3574

NON-HAZARDOUS MATERIAL MANIFEST

#1058

GENERATOR

Generator Name: Port Chester OZ Fund III QOZB, LLC

Address: 359 Springfield Ave

Summit, NJ 07901

Phone No. 8 4 5 - 8 6 3 9 5 4 8

Generating Location: 140-150 Westchester Ave

Address: 140-150 Westchester Ave

Port Chester, NY 10573

NYSDEC BCP Site #C360222

Description of Material

N.J.A.C. 7:26D Residential Soil Remediation Standards

Sample / Cell ID: Comp-A4

I hereby certify that the above named material does not contain free liquid as defined by 40 CFR Part 260.10 or any applicable state law, is not a hazardous waste as defined by 40 CFR Part 261 or any applicable state law, has been properly described, classified and packaged, and is in proper condition for transportation according to applicable regulations.

Jon Tangen — Generator Authorized Agent Name

Signature

09 09 24 — Shipment Date

TRANSPORTER

Truck No. 25

Transporter Name DI

Address

Phone No.

Driver Name (Print) Fabiano Moreno

Vehicle License No./State AX54CW

I hereby certify that the above named material was picked up at the generator site listed above.

Fabiano Moreno — Driver Signature

09 09 24 — Shipment Date

DESTINATION (Please Select One)

EARTH EFFICIENT HARMONY Belvidere Rd ☑

3189 Belvidere Road, Phillipsburg, New Jersey 08865
SESC # 24004 | Mine Reg. # 004885

Approval Code: HBR006-24

Name of Authorized Agent

Signature

EARTH EFFICIENT HARMONY Foul Rift ☐

1 Foul Rift Road, Belvidere, New Jersey 07823
SESC # 13035-16055-20012 | Mine Reg. # 004886

Approval Code: HFR012-24

09 09 24 — Receipt Date

White - Destination **Yellow - Transporter** **Pink - Generator** **Goldenrod - Consultant**

EarthEfficient HBR LLC
3189 Belvidere Road
Phillipsburg NJ, 08865

EARTHEFFICIENT HARMONY Belvidere Rd

Ticket #: 13346
Date: 09/09/2024 3:05 PM
Phone: (718) 702-3574

Customer: HBR006-24
140-150 Westchester Ave
140-150 Westchester Ave
Port Chester NY, 10573

Generator: Port Chester OZ Fund III QOZB, LLC
359 Springfield Ave

Summit , NJ 07901

DI TRUCKING 50 - AY326F
Manifest: 1059

Remarks: Thank you, Drive Safely !!!!

Signature:

Weighmaster: VS - Vincent Sebastiano (32566)

Material	Quantity	Gross	Tare	Net
NJ RES FILL	29.67 tn	86,840	27,500	59,340



EARTHEFFICIENT HARMONY

13346

718.702.3574

NON-HAZARDOUS MATERIAL MANIFEST

#1059

GENERATOR

Generator Name: Port Chester OZ Fund III QOZB, LLC

Address: 359 Springfield Ave

Summit, NJ 07901

Phone No. 8 4 5 - 8 6 3 9 5 4 8

Generating Location: 140-150 Westchester Ave

Address: 140-150 Westchester Ave

Port Chester, NY 10573

NYSDEC BCP Site #C360222

Description of Material

N.J.A.C. 7:26D Residential Soil Remediation Standards

Sample / Cell ID: Comp A 4

I hereby certify that the above named material does not contain free liquid as defined by 40 CFR Part 260.10 or any applicable state law, is not a hazardous waste as defined by 40 CFR Part 261 or any applicable state law, has been properly described, classified and packaged, and is in proper condition for transportation according to applicable regulations.

Jon Tanger — Generator Authorized Agent Name

Jon Tanger — Signature

09 09 24 — Shipment Date

TRANSPORTER

Truck No. SO

Transporter Name DZ

Address

Phone No.

Driver Name (Print)

Vehicle License No./State HY326F

I hereby certify that the above named material was picked up at the generator site listed above.

Driver Signature

09 09 24 — Shipment Date

DESTINATION (Please Select One)

EARTHEFFICIENT HARMONY Belvidere Rd — ☑

3189 Belvidere Road, Phillipsburg, New Jersey 08865

SESC # 24004 | Mine Reg. # 004885

Approval Code: HBR006-24

Vins

Name of Authorized Agent

EARTHEFFICIENT HARMONY Foul Rift — ☐

1 Foul Rift Road, Belvidere, New Jersey 07823

SESC # 13035-16055-20012 | Mine Reg. # 004886

Approval Code: HFR012-24

Signature

09 09 24 — Receipt Date

White - Destination | Yellow - Transporter | Pink - Generator | Goldenrod - Consultant

EarthEfficient HBR LLC
3189 Belvidere Road
Phillipsburg NJ, 08865

EARTHEFFICIENT HARMONY Belvidere Rd

Ticket #: 13351
Date: 09/09/2024 3:26 PM
Phone: (718) 702-3574

Customer: HBR006-24
140-150 Westchester Ave
140-150 Westchester Ave
Port Chester NY, 10573

Generator: Port Chester OZ Fund III QOZB, LLC
359 Springfield Ave
Summit , NJ 07901

CF BROS 17 - AY672N
Manifest: 1060

Remarks: Thank you, Drive Safely !!!!

Signature:

Weighmaster: VS - Vincent Sebastiano (32566)

Material	Quantity	Gross	Tare	Net
NJ RES FILL	31.04 tn	89,240	27,160	62,080



EARTH EFFICIENT HARMONY

718.702.3574

13351

NON-HAZARDOUS MATERIAL MANIFEST

#1060

GENERATOR

Generator Name: Port Chester OZ Fund III QOZB, LLC

Address: 359 Springfield Ave
Summit, NJ 07901

Phone No. 845-8639548

Generating Location: 140-150 Westchester Ave

Address: 140-150 Westchester Ave
Port Chester, NY 10573
NYSDEC BCP Site #C360222

Description of Material

N.J.A.C. 7:26D Residential Soil Remediation Standards

Sample / Cell ID: Comp-A4

I hereby certify that the above named material does not contain free liquid as defined by 40 CFR Part 260.10 or any applicable state law, is not a hazardous waste as defined by 40 CFR Part 261 or any applicable state law, has been properly described, classified and packaged, and is in proper condition for transportation according to applicable regulations.

Jon Tarpey — Generator Authorized Agent Name

Jon Tarpey — Signature

090924 — Shipment Date

TRANSPORTER

Truck No. 17

Transporter Name: CF Bros

Address:

Phone No.:

Driver Name (Print): ANTONIO

Vehicle License No./State: AX672N

I hereby certify that the above named material was picked up at the generator site listed above.

Driver Signature

090924 — Shipment Date

DESTINATION (Please Select One)

☒ EARTH EFFICIENT HARMONY Belvidere Rd

3189 Belvidere Road, Phillipsburg, New Jersey 08865
SESC # 24004 | Mine Reg. # 004885

Approval Code: HBR006-24

☐ EARTH EFFICIENT HARMONY Foul Rift

1 Foul Rift Road, Belvidere, New Jersey 07823
SESC # 13035-16055-20012 | Mine Reg. # 004886

Approval Code: HFR012-24

Name of Authorized Agent

Signature

090924 — Receipt Date

White - Destination | Yellow - Transporter | Pink - Generator | Goldenrod - Consultant

EarthEfficient HBR LLC
3189 Belvidere Road
Phillipsburg NJ, 08865

EARTHEFFICIENT HARMONY Belvidere Rd

Ticket #: 13354
Date: 09/09/2024 3:30 PM
Phone: (718) 702-3574

Customer: HBR006-24
140-150 Westchester Ave
140-150 Westchester Ave
Port Chester NY, 10573

Generator:Port Chester OZ Fund III QOZB, LLC
359 Springfield Ave

Summit , NJ 07901

CF BROS 12 - AY995C
Manifest: 1061

Remarks: Thank you, Drive Safely !!!!

Signature:

Weighmaster: VS - Vincent Sebastiano (32566)

Material	Quantity	Gross	Tare	Net
NJ RES FILL	32.02 tn	91,280	27,240	64,040

EARTHEFFICIENT HARMONY

13354

718.702.3574

NON-HAZARDOUS MATERIAL MANIFEST

#1061

GENERATOR

Generator Name: Port Chester OZ Fund III QOZB, LLC

Address: 359 Springfield Ave

Summit, NJ 07901

Phone No. 8 4 5 - 8 6 3 9 5 4 8

Generating Location: 140-150 Westchester Ave

Address: 140-150 Westchester Ave

Port Chester, NY 10573

NYSDEC BCP Site #C360222

Description of Material

N.J.A.C. 7:26D Residential Soil Remediation Standards

Sample / Cell ID: Comp-A4

I hereby certify that the above named material does not contain free liquid as defined by 40 CFR Part 260.10 or any applicable state law, is not a hazardous waste as defined by 40 CFR Part 261 or any applicable state law, has been properly described, classified and packaged, and is in proper condition for transportation according to applicable regulations.

Jon Langer — Generator Authorized Agent Name

Jon Langer — Signature

09 09 24 — Shipment Date

TRANSPORTER

Truck No. 12

Transporter Name CF Bros

Address

Phone No.

Driver Name (Print) Jose

Vehicle License No./State AY995C

I hereby certify that the above named material was picked up at the generator site listed above.

Jose — Driver Signature

09 09 24 — Shipment Date

DESTINATION (Please Select One)

EARTHEFFICIENT HARMONY Belvidere Rd ☑

3189 Belvidere Road, Phillipsburg, New Jersey 08865
SESC # 24004 | Mine Reg. # 004885

Approval Code: HBR006-24

VINS — Name of Authorized Agent

Signature

EARTHEFFICIENT HARMONY Foul Rift ☐

1 Foul Rift Road, Belvidere, New Jersey 07823
SESC # 13035-16055-20012 | Mine Reg. # 004886

Approval Code: HFR012-24

09 09 24 — Receipt Date

White - Destination | Yellow - Transporter | Pink - Generator | Goldenrod - Consultant

EarthEfficient HBR LLC
3189 Belvidere Road
Phillipsburg NJ, 08865

EARTH EFFICIENT HARMONY Belvidere Rd

Ticket #: 13355
Date: 09/09/2024 3:32 PM
Phone: (718) 702-3574

Customer: HBR006-24
140-150 Westchester Ave
140-150 Westchester Ave
Port Chester NY, 10573

Generator: Port Chester OZ Fund III QOZB, LLC
359 Springfield Ave

Summit , NJ 07901

DI TRUCKING 52 - AY510R
Manifest: 1062

Remarks: Thank you, Drive Safely !!!!

Signature:

Weighmaster: VS - Vincent Sebastiano (32566)

Material	Quantity	Gross	Tare	Net
NJ RES FILL	31.9 tn	91,200	27,400	63,800

EARTH EFFICIENT HARMONY

13355

718.702.3574

NON-HAZARDOUS MATERIAL MANIFEST

#1062

GENERATOR

Generator Name: Port Chester OZ Fund III QOZB, LLC

Address: 359 Springfield Ave

Summit, NJ 07901

Phone No. 8 4 5 - 8 6 3 9 5 4 8

Generating Location: 140-150 Westchester Ave

Address: 140-150 Westchester Ave

Port Chester, NY 10573

NYSDEC BCP Site #C360222

Description of Material

N.J.A.C. 7:26D Residential Soil Remediation Standards

Sample / Cell ID: Comp-A4

I hereby certify that the above named material does not contain free liquid as defined by 40 CFR Part 260.10 or any applicable state law, is not a hazardous waste as defined by 40 CFR Part 261 or any applicable state law, has been properly described, classified and packaged, and is in proper condition for transportation according to applicable regulations.

Jon Tanger — Generator Authorized Agent Name

Signature

09 09 24 — Shipment Date

TRANSPORTER

Truck No. 52

Transporter Name DI

Address

Phone No.

Driver Name (Print)

Vehicle License No./State AY 510B

I hereby certify that the above named material was picked up at the generator site listed above

Driver Signature

09 09 24 — Shipment Date

DESTINATION (Please Select One)

EARTH EFFICIENT HARMONY Belvidere Rd ☒

3189 Belvidere Road, Phillipsburg, New Jersey 08865
SESC # 24004 | Mine Reg. # 004885

Approval Code: HBR006-24

EARTH EFFICIENT HARMONY Foul Rift ☐

1 Foul Rift Road, Belvidere, New Jersey 07823
SESC # 13035-16055-20012 | Mine Reg. # 004886

Approval Code: HFR012-24

Name of Authorized Agent

Signature

09 09 24 — Receipt Date

White - Destination **Yellow - Transporter** **Pink - Generator** **Goldenrod - Consultant**

EarthEfficient HBR LLC
3189 Belvidere Road
Phillipsburg NJ, 08865

EARTHEFFICIENT HARMONY Belvidere Rd

Ticket #: 13364
Date: 09/09/2024 4:19 PM
Phone: (718) 702-3574

Customer: HBR006-24
140-150 Westchester Ave
140-150 Westchester Ave
Port Chester NY, 10573

Generator:Port Chester OZ Fund III QOZB, LLC
359 Springfield Ave

Summit , NJ 07901

CF BROS 16 - AY688J
Manifest: 1063

Remarks: Thank you, Drive Safely !!!!

Signature:

Weighmaster: VS - Vincent Sebastiano (32566)

Material	Quantity	Gross	Tare	Net
NJ RES FILL	32.97 tn	92,540	26,600	65,940

EARTH EFFICIENT HARMONY

B364

718.702.3574

NON-HAZARDOUS MATERIAL MANIFEST

#1063

GENERATOR

Generator Name: Port Chester OZ Fund III QOZB, LLC

Address: 359 Springfield Ave

Summit, NJ 07901

Phone No. 845-8639548

Generating Location: 140-150 Westchester Ave

Address: 140-150 Westchester Ave

Port Chester, NY 10573

NYSDEC BCP Site #C360222

Description of Material

N.J.A.C. 7:26D Residential Soil Remediation Standards

Sample / Cell ID: Comp-A4

I hereby certify that the above named material does not contain free liquid as defined by 40 CFR Part 260.10 or any applicable state law, is not a hazardous waste as defined by 40 CFR Part 261 or any applicable state law, has been properly described, classified and packaged, and is in proper condition for transportation according to applicable regulations.

Generator Authorized Agent Name: Jon Tangen

Signature

Shipment Date: 09/09/24

TRANSPORTER

Truck No.: 16

Transporter Name: CF Bros

Address:

Phone No.:

Driver Name (Print): Maykel

Vehicle License No./State: AX 6885

I hereby certify that the above named material was picked up at the generator site listed above.

Driver Signature

Shipment Date: 09/09/24

DESTINATION (Please Select One)

EARTH EFFICIENT HARMONY Belvidere Rd ☐

3189 Belvidere Road, Phillipsburg, New Jersey 08865
SESC # 24004 | Mine Reg. # 004885

Approval Code: HBR006-24

Name of Authorized Agent

EARTH EFFICIENT HARMONY Foul Rift ☐

1 Foul Rift Road, Belvidere, New Jersey 07823
SESC # 13035-16055-20012 | Mine Reg. # 004886

Approval Code: HFR012-24

Signature

Receipt Date

White - Destination **Yellow - Transporter** **Pink - Generator** **Goldenrod - Consultant**

EarthEfficient HBR LLC
3189 Belvidere Road
Phillipsburg NJ, 08865

EARTHEFFICIENT HARMONY Belvidere Rd

Ticket #: 13367
Date: 09/09/2024 4:30 PM
Phone: (718) 702-3574

Customer: HBR006-24
140-150 Westchester Ave
140-150 Westchester Ave
Port Chester NY, 10573

Generator:Port Chester OZ Fund III QOZB, LLC
359 Springfield Ave

Summit , NJ 07901

CF BROS 15 - AW777M
Manifest: 1064

Remarks: Thank you, Drive Safely !!!!

Signature: 

Weighmaster: VS - Vincent Sebastiano (32566)

Material	Quantity	Gross	Tare	Net
NJ RES FILL	33.6 tn	94,700	27,500	67,200

EARTH EFFICIENT HARMONY

13367

718.702.3574

NON-HAZARDOUS MATERIAL MANIFEST

#1064

GENERATOR

Generator Name: Port Chester OZ Fund III QOZB, LLC

Address: 359 Springfield Ave

Summit, NJ 07901

Phone No. 8 4 5 – 8 6 3 9 5 4 8

Generating Location: 140-150 Westchester Ave

Address: 140-150 Westchester Ave

Port Chester, NY 10573

NYSDEC BCP Site #C360222

Description of Material

N.J.A.C. 7:26D Residential Soil Remediation Standards

Sample / Cell ID: Comp-A4 Comp-A3

I hereby certify that the above named material does not contain free liquid as defined by 40 CFR Part 260.10 or any applicable state law, is not a hazardous waste as defined by 40 CFR Part 261 or any applicable state law, has been properly described, classified and packaged, and is in proper condition for transportation according to applicable regulations.

Jon Tanger — Generator Authorized Agent Name

Jon Tanger — Signature

09 09 24 — Shipment Date

TRANSPORTER

Truck No. 15

Transporter Name Cf Bros

Address

Phone No.

Driver Name (Print) Freddy Urgiles

Vehicle License No./State AW 777 M

I hereby certify that the above named material was picked up at the generator site listed above.

Driver Signature

09 09 24 — Shipment Date

DESTINATION (Please Select One)

EARTH EFFICIENT HARMONY Belvidere Rd ☑

3189 Belvidere Road, Phillipsburg, New Jersey 08865
SESC # 24004 | Mine Reg. # 004885

Approval Code: HBR006-24

Name of Authorized Agent

Signature

EARTH EFFICIENT HARMONY Foul Rift ☐

1 Foul Rift Road, Belvidere, New Jersey 07823
SESC # 13035-16055-20012 | Mine Reg. # 004886

Approval Code: HFR012-24

Receipt Date

White - Destination | Yellow - Transporter | Pink - Generator | Goldenrod - Consultant

EarthEfficient HBR LLC
3189 Belvidere Road
Phillipsburg NJ, 08865

EARTH HARMONY Belvidere Rd

Ticket #: 13778
Date: 09/13/2024 10:14 AM
Phone: (718) 702-3574

Customer: HBR006-24
140-150 Westchester Ave
140-150 Westchester Ave
Port Chester NY, 10573

Generator: Port Chester OZ Fund III QOZB, LLC
359 Springfield Ave
Summit , NJ 07901

DI TRUCKING 05 - AY592M
Manifest: 1065

Remarks: Thank you, Drive Safely !!!!

Signature:

Weighmaster: VS - Vincent Sebastiano (32566)

Material	Quantity	Gross	Tare	Net
NJ RES FILL	30.34 tn	89,720	29,040	60,680

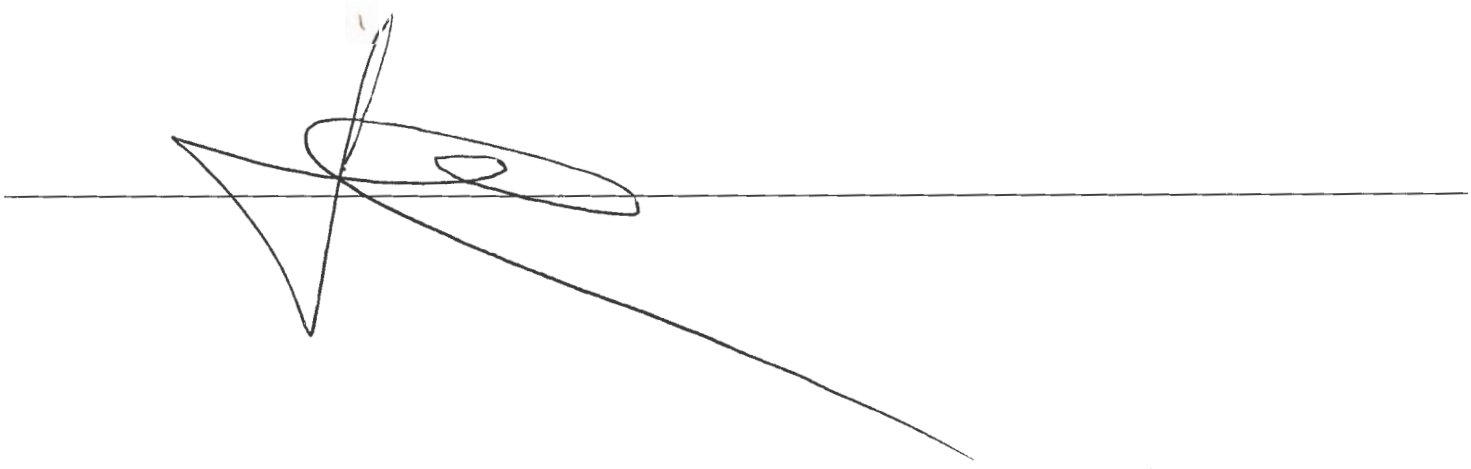

EARTHEFFICIENT HARMONY

#13778

718.702.3574

NON-HAZARDOUS MATERIAL MANIFEST

#1065

GENERATOR

Generator Name: Port Chester OZ Fund III QOZB, LLC

Address: 359 Springfield Ave
Summit, NJ 07901

Phone No. 8 4 5 - 8 6 3 9 5 4 8

Generating Location: 140-150 Westchester Ave

Address: 140-150 Westchester Ave
Port Chester, NY 10573
NYSDEC BCP Site #C360222

Description of Material

N.J.A.C. 7:26D Residential Soil Remediation Standards

Sample / Cell ID: Comp-A4

I hereby certify that the above named material does not contain free liquid as defined by 40 CFR Part 260.10 or any applicable state law, is not a hazardous waste as defined by 40 CFR Part 261 or any applicable state law, has been properly described, classified and packaged, and is in proper condition for transportation according to applicable regulations.

Jon Tanger — Generator Authorized Agent Name

Signature

09 13 24 — Shipment Date

TRANSPORTER

Truck No. 5

Transporter Name DT

Address

Phone No.

Driver Name (Print)

Vehicle License No./State 14X592M

I hereby certify that the above named material was picked up at the generator site listed above.

Driver Signature

09 13 24 — Shipment Date

DESTINATION (Please Select One)

EARTHEFFICIENT HARMONY Belvidere Rd ☒

3189 Belvidere Road, Phillipsburg, New Jersey 08865
SESC # 24004 | Mine Reg. # 004885

Approval Code: HBR006-24

EARTHEFFICIENT HARMONY Foul Rift ☐

1 Foul Rift Road, Belvidere, New Jersey 07823
SESC # 13035-16055-20012 | Mine Reg. # 004886

Approval Code: HFR012-24

Vin S — Name of Authorized Agent

Signature

09 13 24 — Receipt Date

White - Destination **Yellow - Transporter** **Pink - Generator** **Goldenrod - Consultant**

EarthEfficient HBR LLC
3189 Belvidere Road
Phillipsburg NJ, 08865

EARTH HARMONY Belvidere Rd

Ticket #: 13779
Date: 09/13/2024 10:18 AM
Phone: (718) 702-3574

Customer: HBR006-24
140-150 Westchester Ave
140-150 Westchester Ave
Port Chester NY, 10573

Generator: Port Chester OZ Fund III QOZB, LLC
359 Springfield Ave
Summit , NJ 07901

DI TRUCKING 15 - AW270H
Manifest: 1066

Remarks: Thank you, Drive Safely !!!!

Signature:

Weighmaster: VS - Vincent Sebastiano (32566)

Material	Quantity	Gross	Tare	Net
NJ RES FILL	33.18 tn	94,760	28,400	66,360



EARTH EFFICIENT HARMONY

#13779

718.702.3574

NON-HAZARDOUS MATERIAL MANIFEST

#1066

GENERATOR

Generator Name: Port Chester OZ Fund III QOZB, LLC

Address: 359 Springfield Ave
Summit, NJ 07901

Phone No. 8 4 5 – 8 6 3 9 5 4 8

Generating Location: 140-150 Westchester Ave

Address: 140-150 Westchester Ave
Port Chester, NY 10573
NYSDEC BCP Site #C360222

Description of Material

N.J.A.C. 7:26D Residential Soil Remediation Standards

Sample / Cell ID: Comp-A4

I hereby certify that the above named material does not contain free liquid as defined by 40 CFR Part 260.10 or any applicable state law, is not a hazardous waste as defined by 40 CFR Part 261 or any applicable state law, has been properly described, classified and packaged, and is in proper condition for transportation according to applicable regulations.

Jon Tarpey — Generator Authorized Agent Name

Jon Tarpey — Signature

09 13 24 — Shipment Date

TRANSPORTER

Truck No. 15

Transporter Name DT

Address

Phone No.

Driver Name (Print) MAURO KOEHLER

Vehicle License No./State AWZ70H

I hereby certify that the above named material was picked up at the generator site listed above.

Driver Signature

09 13 24 — Shipment Date

DESTINATION (Please Select One)

EARTH EFFICIENT HARMONY Belvidere Rd ☑

3189 Belvidere Road, Phillipsburg, New Jersey 08865
SESC # 24004 | Mine Reg. # 004885

Approval Code: HBR006-24

Jin S — Name of Authorized Agent

JS — Signature

EARTH EFFICIENT HARMONY Foul Rift ☐

1 Foul Rift Road, Belvidere, New Jersey 07823
SESC # 13035-16055-20012 | Mine Reg. # 004886

Approval Code: HFR012-24

09 13 24 — Receipt Date

White - Destination | Yellow - Transporter | Pink - Generator | Goldenrod - Consultant

EarthEfficient HBR LLC
3189 Belvidere Road
Phillipsburg NJ, 08865

EARTH HARMONY Belvidere Rd

Ticket #: 13781
Date: 09/13/2024 10:24 AM
Phone: (718) 702-3574

Customer: HBR006-24
140-150 Westchester Ave
140-150 Westchester Ave
Port Chester NY, 10573

Generator: Port Chester OZ Fund III QOZB, LLC
359 Springfield Ave

Summit , NJ 07901

DI TRUCKING 55 - AY970R
Manifest: 1067

Remarks: Thank you, Drive Safely !!!!

Signature:

Weighmaster: VS - Vincent Sebastiano (32566)

Material	Quantity	Gross	Tare	Net
NJ RES FILL	30.95 tn	89,500	27,600	61,900

EARTH EFFICIENT HARMONY

#13781

718.702.3574

NON-HAZARDOUS MATERIAL MANIFEST

#1067

GENERATOR

Generator Name: Port Chester OZ Fund III QOZB, LLC

Address: 359 Springfield Ave

Summit, NJ 07901

Phone No. 8 4 5 - 8 6 3 9 5 4 8

Generating Location: 140-150 Westchester Ave

Address: 140-150 Westchester Ave

Port Chester, NY 10573

NYSDEC BCP Site #C360222

Description of Material

N.J.A.C. 7:26D Residential Soil Remediation Standards

Sample / Cell ID: Comp - A4

I hereby certify that the above named material does not contain free liquid as defined by 40 CFR Part 260.10 or any applicable state law, is not a hazardous waste as defined by 40 CFR Part 261 or any applicable state law, has been properly described, classified and packaged, and is in proper condition for transportation according to applicable regulations.

Jon Tanger — Generator Authorized Agent Name

Jon Tanger — Signature

Shipment Date

TRANSPORTER

Truck No. 55

Transporter Name VZ

Address

Phone No.

Driver Name (Print) M.P.

Vehicle License No./State AY 970R

I hereby certify that the above named material was picked up at the generator site listed above.

Driver Signature

09 13 24 — Shipment Date

DESTINATION (Please Select One)

EARTH EFFICIENT HARMONY Belvidere Rd ☑

3189 Belvidere Road, Phillipsburg, New Jersey 08865
SESC # 24004 | Mine Reg. # 004885

Approval Code: HBR006-24

EARTH EFFICIENT HARMONY Foul Rift ☐

1 Foul Rift Road, Belvidere, New Jersey 07823
SESC # 13035-16055-20012 | Mine Reg. # 004886

Approval Code: HFR012-24

Vin S — Name of Authorized Agent

VS — Signature

09 13 24 — Receipt Date

White - Destination | Yellow - Transporter | Pink - Generator | Goldenrod - Consultant

EarthEfficient HBR LLC
3189 Belvidere Road
Phillipsburg NJ, 08865

EARTH HARMONY Belvidere Rd

Ticket #: 13784
Date: 09/13/2024 10:38 AM
Phone: (718) 702-3574

Customer: HBR006-24
140-150 Westchester Ave
140-150 Westchester Ave
Port Chester NY, 10573

Generator: Port Chester OZ Fund III QOZB, LLC
359 Springfield Ave

Summit , NJ 07901

DI TRUCKING 53 - AY511R
Manifest: 1069

Remarks: Thank you, Drive Safely !!!!

Signature: ES

Weighmaster: VS - Vincent Sebastiano (32566)

Material	Quantity	Gross	Tare	Net
NJ RES FILL	31.19 tn	89,580	27,200	62,380

EARTH EFFICIENT HARMONY

#13784

718.702.3574

NON-HAZARDOUS MATERIAL MANIFEST

#1069

GENERATOR

Generator Name: Port Chester OZ Fund III QOZB, LLC

Address: 359 Springfield Ave
Summit, NJ 07901

Phone No. 8 4 5 - 8 6 3 9 5 4 8

Generating Location: 140-150 Westchester Ave

Address: 140-150 Westchester Ave
Port Chester, NY 10573
NYSDEC BCP Site #C360222

Description of Material

N.J.A.C. 7:26D Residential Soil Remediation Standards

Sample / Cell ID: Comp-A4

I hereby certify that the above named material does not contain free liquid as defined by 40 CFR Part 260.10 or any applicable state law, is not a hazardous waste as defined by 40 CFR Part 261 or any applicable state law, has been properly described, classified and packaged, and is in proper condition for transportation according to applicable regulations.

Jon Tanger — Generator Authorized Agent Name

Jon Tanger — Signature

09/13/24 — Shipment Date

TRANSPORTER

Truck No. 53

Transporter Name DE

Address

Phone No.

Driver Name (Print) EDNA Santos

Vehicle License No./State AY 511R

I hereby certify that the above named material was picked up at the generator site listed above.

ES — Driver Signature

09/13/24 — Shipment Date

DESTINATION (Please Select One)

EARTH EFFICIENT HARMONY Belvidere Rd ☑

3189 Belvidere Road, Phillipsburg, New Jersey 08865
SESC # 24004 | Mine Reg. # 004886

Approval Code: HBR006-24

VhS — Name of Authorized Agent

VS — Signature

EARTH EFFICIENT HARMONY Foul Rift ☐

1 Foul Rift Road, Belvidere, New Jersey 07823
SESC # 13035-16055-20012 | Mine Reg. # 004886

Approval Code: HFR012-24

09/13/24 — Receipt Date

White - Destination | Yellow - Transporter | Pink - Generator | Goldenrod - Consultant

EarthEfficient HBR LLC
3189 Belvidere Road
Phillipsburg NJ, 08865

EARTH
HARMONY
Belvidere Rd

Ticket #: 13785
Date: 09/13/2024 10:41 AM
Phone: (718) 702-3574

Customer: HBR006-24
140-150 Westchester Ave
140-150 Westchester Ave
Port Chester NY, 10573

Generator: Port Chester OZ Fund III QOZB, LLC
359 Springfield Ave

Summit , NJ 07901

DI TRUCKING 02 - AZ286B
Manifest: 1070

Remarks: Thank you, Drive Safely !!!!

Signature

Weighmaster: VS - Vincent Sebastiano (32566)

Material	Quantity	Gross	Tare	Net
NJ RES FILL	31.6 tn	91,700	28,500	63,200

EARTH EFFICIENT HARMONY

#13785

718.702.3574

NON-HAZARDOUS MATERIAL MANIFEST

#1070

GENERATOR

Generator Name: Port Chester OZ Fund III QOZB, LLC

Address: 359 Springfield Ave

Summit, NJ 07901

Phone No. 8 4 5 - 8 6 3 9 5 4 8

Generating Location: 140-150 Westchester Ave

Address: 140-150 Westchester Ave

Port Chester, NY 10573

NYSDEC BCP Site #C360222

Description of Material

N.J.A.C. 7:26D Residential Soil Remediation Standards

Sample / Cell ID: Comp-A4

I hereby certify that the above named material does not contain free liquid as defined by 40 CFR Part 260.10 or any applicable state law, is not a hazardous waste as defined by 40 CFR Part 261 or any applicable state law, has been properly described, classified and packaged, and is in proper condition for transportation according to applicable regulations.

Jon Tangen — Generator Authorized Agent Name

Jon Tangen — Signature

09/3/24 — Shipment Date

TRANSPORTER

Truck No. OZ

Transporter Name DE

Address

Phone No.

Driver Name (Print) Yadira Carbajal

Vehicle License No./State AZ 286B

I hereby certify that the above named material was picked up at the generator site listed above.

Driver Signature

09/3/24 — Shipment Date

DESTINATION (Please Select One)

EARTH EFFICIENT HARMONY Belvidere Rd ☒

3189 Belvidere Road, Phillipsburg, New Jersey 08865
SESC # 24004 | Mine Reg. # 004885

Approval Code: HBR006-24

EARTH EFFICIENT HARMONY Foul Rift ☐

1 Foul Rift Road, Belvidere, New Jersey 07823
SESC # 13035-16055-20012 | Mine Reg. # 004886

Approval Code: HFR012-24

VHS — Name of Authorized Agent

VS — Signature

09/3/24 — Receipt Date

White - Destination | Yellow - Transporter | Pink - Generator | Goldenrod - Consultant

EarthEfficient HBR LLC
3189 Belvidere Road
Phillipsburg NJ, 08865

EARTH HARMONY Belvidere Rd

Ticket #: 13786
Date: 09/13/2024 10:44 AM
Phone: (718) 702-3574

Customer: HBR006-24
140-150 Westchester Ave
140-150 Westchester Ave
Port Chester NY, 10573

Generator: Port Chester OZ Fund III QOZB, LLC
359 Springfield Ave

Summit , NJ 07901

DI TRUCKING 28 - AY973B
Manifest: 1071

Remarks: Thank you, Drive Safely !!!!

Signature:

Weighmaster: VS - Vincent Sebastiano (32566)

Material	Quantity	Gross	Tare	Net
NJ RES FILL	33.36 tn	95,400	28,680	66,720

EARTH EFFICIENT HARMONY

#13786

718.702.3574

NON-HAZARDOUS MATERIAL MANIFEST

#1071

GENERATOR

Generator Name: Port Chester OZ Fund III QOZB, LLC

Address: 359 Springfield Ave
Summit, NJ 07901

Phone No. 8 4 5 - 8 6 3 9 5 4 8

Generating Location: 140-150 Westchester Ave

Address: 140-150 Westchester Ave
Port Chester, NY 10573
NYSDEC BCP Site #C360222

Description of Material

N.J.A.C. 7:26D Residential Soil Remediation Standards

Sample / Cell ID: Comp-A4

I hereby certify that the above named material does not contain free liquid as defined by 40 CFR Part 260.10 or any applicable state law, is not a hazardous waste as defined by 40 CFR Part 261 or any applicable state law, has been properly described, classified and packaged, and is in proper condition for transportation according to applicable regulations.

Jon Targon — Generator Authorized Agent Name

Jon Targon — Signature

09/13/24 — Shipment Date

TRANSPORTER

Truck No. 28

Transporter Name DE

Address

Phone No.

Driver Name (Print) EMERSON LESSA

Vehicle License No./State AX973B

I hereby certify that the above named material was picked up at the generator site listed above.

Driver Signature

09/13/24 — Shipment Date

DESTINATION (Please Select One)

EARTH EFFICIENT HARMONY Belvidere Rd — ☒

3189 Belvidere Road, Phillipsburg, New Jersey 08865
SESC # 24004 | Mine Reg. # 004885

Approval Code: HBR006-24

Vin J — Name of Authorized Agent

VS — Signature

EARTH EFFICIENT HARMONY Foul Rift — ☐

1 Foul Rift Road, Belvidere, New Jersey 07823
SESC # 13035-16055-20012 | Mine Reg. # 004886

Approval Code: HFR012-24

09/13/24 — Receipt Date

White - Destination | Yellow - Transporter | Pink - Generator | Goldenrod - Consultant

EarthEfficient HBR LLC
3189 Belvidere Road
Phillipsburg NJ, 08865

EARTH
HARMONY
Belvidere Rd

Ticket #: 13787
Date: 09/13/2024 10:47 AM
Phone: (718) 702-3574

Customer: HBR006-24
140-150 Westchester Ave
140-150 Westchester Ave
Port Chester NY, 10573

Generator: Port Chester OZ Fund III QOZB, LLC
359 Springfield Ave

Summit , NJ 07901

DI TRUCKING 44 - AZ202C-NJ
Manifest: 1072

Remarks: Thank you, Drive Safely !!!!

Signature:

Weighmaster: VS - Vincent Sebastiano (32566)

Material	Quantity	Gross	Tare	Net
NJ RES FILL	32.31 tn	92,860	28,240	64,620

EARTH EFFICIENT HARMONY

#13787

718.702.3574

NON-HAZARDOUS MATERIAL MANIFEST

#1072

GENERATOR

Generator Name: Port Chester OZ Fund III QOZB, LLC

Address: 359 Springfield Ave

Summit, NJ 07901

Phone No. 8 4 5 - 8 6 3 9 5 4 8

Generating Location: 140-150 Westchester Ave

Address: 140-150 Westchester Ave

Port Chester, NY 10573

NYSDEC BCP Site #C360222

Description of Material

N.J.A.C. 7:26D Residential Soil Remediation Standards

Sample / Cell ID: Comp-A4

I hereby certify that the above named material does not contain free liquid as defined by 40 CFR Part 260.10 or any applicable state law, is not a hazardous waste as defined by 40 CFR Part 261 or any applicable state law, has been properly described, classified and packaged, and is in proper condition for transportation according to applicable regulations.

Jon Tanger — Generator Authorized Agent Name

Jon Tanger — Signature

09 13 24 — Shipment Date

TRANSPORTER

Truck No. 44

Transporter Name DI

Address

Phone No.

Driver Name (Print) SIDNEY IGNACIO

Vehicle License No./State AZ 20ZC

I hereby certify that the above named material was picked up at the generator site listed above.

Driver Signature

09 13 24 — Shipment Date

DESTINATION (Please Select One)

EARTH EFFICIENT HARMONY Belvidere Rd ☑

3189 Belvidere Road, Phillipsburg, New Jersey 08865
SESC # 24004 | Mine Reg. # 004885

EARTH EFFICIENT HARMONY Foul Rift ☐

1 Foul Rift Road, Belvidere, New Jersey 07823
SESC # 13035-16055-20012 | Mine Reg. # 004886

Approval Code: HBR006-24

Approval Code: HFR012-24

VINS — Name of Authorized Agent

VS — Signature

09 13 24 — Receipt Date

White - Destination | Yellow - Transporter | Pink - Generator | Goldenrod - Consultant

EarthEfficient HBR LLC
3189 Belvidere Road
Phillipsburg NJ, 08865

EARTH
HARMONY
Belvidere Rd

Ticket #: 13788
Date: 09/13/2024 10:52 AM
Phone: (718) 702-3574

Customer: HBR006-24
140-150 Westchester Ave
140-150 Westchester Ave
Port Chester NY, 10573

Generator:Port Chester OZ Fund III QOZB, LLC
359 Springfield Ave

Summit , NJ 07901

DI TRUCKING 46 - AW408E
Manifest: 1073

Remarks: Thank you, Drive Safely !!!!

Signature:

Weighmaster: VS - Vincent Sebastiano (32566)

Material	Quantity	Gross	Tare	Net
NJ RES FILL	30.36 tn	89,800	29,080	60,720

EARTH EFFICIENT HARMONY

#13788

718.702.3574

NON-HAZARDOUS MATERIAL MANIFEST

#1073

GENERATOR

Generator Name: Port Chester OZ Fund III QOZB, LLC

Address: 359 Springfield Ave

Summit, NJ 07901

Phone No. 8 4 5 - 8 6 3 9 5 4 8

Generating Location: 140-150 Westchester Ave

Address: 140-150 Westchester Ave

Port Chester, NY 10573

NYSDEC BCP Site #C360222

Description of Material

N.J.A.C. 7:26D Residential Soil Remediation Standards

Sample / Cell ID: Comp-A4

I hereby certify that the above named material does not contain free liquid as defined by 40 CFR Part 260.10 or any applicable state law, is not a hazardous waste as defined by 40 CFR Part 261 or any applicable state law, has been properly described, classified and packaged, and is in proper condition for transportation according to applicable regulations.

Jon Tanger — Generator Authorized Agent Name

Signature

09 13 24 — Shipment Date

TRANSPORTER

Truck No. 46

Transporter Name PZ

Address

Phone No.

Driver Name (Print) NILTON JENSEN

Vehicle License No./State AW408E

I hereby certify that the above named material was picked up at the generator site listed above.

Driver Signature

09 13 24 — Shipment Date

DESTINATION (Please Select One)

EARTH EFFICIENT HARMONY Belvidere Rd ☑

3189 Belvidere Road, Phillipsburg, New Jersey 08865
SESC # 24004 | Mine Reg. # 004885

Approval Code: HBR006-24

Vin S — Name of Authorized Agent

VS — Signature

EARTH EFFICIENT HARMONY Foul Rift ☐

1 Foul Rift Road, Belvidere, New Jersey 07823
SESC # 13035-16055-20012 | Mine Reg. # 004886

Approval Code: HFR012-24

09 13 24 — Receipt Date

White - Destination **Yellow - Transporter** **Pink - Generator** **Goldenrod - Consultant**

EarthEfficient HBR LLC
3189 Belvidere Road
Phillipsburg NJ, 08865

EARTH HARMONY Belvidere Rd

Ticket #: 13783
Date: 09/13/2024 10:35 AM
Phone: (718) 702-3574

Customer: HBR006-24
140-150 Westchester Ave
140-150 Westchester Ave
Port Chester NY, 10573

Generator:Port Chester OZ Fund III QOZB, LLC
359 Springfield Ave

Summit , NJ 07901

DI TRUCKING 30 - AY713E
Manifest: 1068

Remarks: Thank you, Drive Safely !!!!

Signature:

Weighmaster: VS - Vincent Sebastiano (32566)

Material	Quantity	Gross	Tare	Net
NJ RES FILL	33.13 tn	94,780	28,520	66,260

EARTH EFFICIENT HARMONY

#13783

718.702.3574

NON-HAZARDOUS MATERIAL MANIFEST

#1068

GENERATOR

Generator Name: Port Chester OZ Fund III QOZB, LLC

Address: 359 Springfield Ave

Summit, NJ 07901

Phone No. 8 4 5 – 8 6 3 9 5 4 8

Generating Location: 140-150 Westchester Ave

Address: 140-150 Westchester Ave

Port Chester, NY 10573

NYSDEC BCP Site #C360222

Description of Material

N.J.A.C. 7:26D Residential Soil Remediation Standards

Sample / Cell ID: Comp-A4

I hereby certify that the above named material does not contain free liquid as defined by 40 CFR Part 260.10 or any applicable state law, is not a hazardous waste as defined by 40 CFR Part 261 or any applicable state law, has been properly described, classified and packaged, and is in proper condition for transportation according to applicable regulations.

Jon Tangen — Generator Authorized Agent Name

Jon Tangen — Signature

09/3/24 — Shipment Date

TRANSPORTER

Truck No. 30

Transporter Name DZ

Address

Phone No.

Driver Name (Print) Paulo Morelia

Vehicle License No./State #30 AY713E

I hereby certify that the above named material was picked up at the generator site listed above.

Paulo — Driver Signature

09/3/24 — Shipment Date

DESTINATION (Please Select One)

EARTH EFFICIENT HARMONY Belvidere Rd ☑

3189 Belvidere Road, Phillipsburg, New Jersey 08865
SESC # 24004 | Mine Reg. # 004885

Approval Code: HBR006-24

EARTH EFFICIENT HARMONY Foul Rift ☐

1 Foul Rift Road, Belvidere, New Jersey 07823
SESC # 13035-16055-20012 | Mine Reg. # 004886

Approval Code: HFR012-24

Vin S — Name of Authorized Agent

VS — Signature

09/3/24 — Receipt Date

White - Destination | Yellow - Transporter | Pink - Generator | Goldenrod - Consultant

EarthEfficient HBR LLC
3189 Belvidere Road
Phillipsburg NJ, 08865

EARTHEFFICIENT
HARMONY
Belvidere Rd

Ticket #: 13790
Date: 09/13/2024 11:04 AM
Phone: (718) 702-3574

Customer: HBR006-24
140-150 Westchester Ave
140-150 Westchester Ave
Port Chester NY, 10573

Generator: Port Chester OZ Fund III QOZB, LLC
359 Springfield Ave

Summit , NJ 07901

DI TRUCKING 22 - AX121P
Manifest: 1074

Remarks: Thank you, Drive Safely !!!!

Signature:

Weighmaster: VS - Vincent Sebastiano (32566)

Material	Quantity	Gross	Tare	Net
NJ RES FILL	30.66 tn	89,920	28,600	61,320

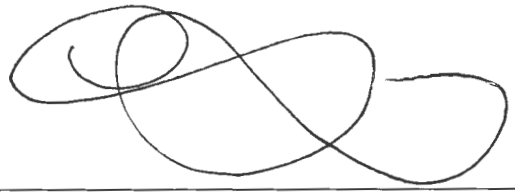

EARTH EFFICIENT HARMONY

#13790

718.702.3574

NON-HAZARDOUS MATERIAL MANIFEST

#1074

GENERATOR

Generator Name: Port Chester OZ Fund III QOZB, LLC
Address: 359 Springfield Ave
Summit, NJ 07901
Phone No. 8 4 5 - 8 6 3 9 5 4 8

Generating Location: 140-150 Westchester Ave
Address: 140-150 Westchester Ave
Port Chester, NY 10573
NYSDEC BCP Site #C360222

Description of Material

N.J.A.C. 7:26D Residential Soil Remediation Standards

Sample / Cell ID: Comp-A4

I hereby certify that the above named material does not contain free liquid as defined by 40 CFR Part 260.10 or any applicable state law, is not a hazardous waste as defined by 40 CFR Part 261 or any applicable state law, has been properly described, classified and packaged, and is in proper condition for transportation according to applicable regulations.

Jon Tanger — Generator Authorized Agent Name
Jon Tanger — Signature
09/13/24 — Shipment Date

TRANSPORTER

Truck No. 22
Transporter Name DZ
Address

Phone No.
Driver Name (Print) CLAUDIO LOPES
Vehicle License No./State AX 1218

I hereby certify that the above named material was picked up at the generator site listed above.

Driver Signature
09/13/24 — Shipment Date

DESTINATION (Please Select One)

EARTH EFFICIENT HARMONY Belvidere Rd ☑

3189 Belvidere Road, Phillipsburg, New Jersey 08865
SESC # 24004 | Mine Reg. # 004885

Approval Code: HBR006-24

Vin S — Name of Authorized Agent
VS — Signature

EARTH EFFICIENT HARMONY Foul Rift ☐

1 Foul Rift Road, Belvidere, New Jersey 07823
SESC # 13035-16055-20012 | Mine Reg. # 004886

Approval Code: HFR012-24

09/13/24 — Receipt Date

White - Destination | Yellow - Transporter | Pink - Generator | Goldenrod - Consultant

EarthEfficient HBR LLC
3189 Belvidere Road
Phillipsburg NJ, 08865

EARTHEFFICIENT
HARMONY
Belvidere Rd

Ticket #: 13792
Date: 09/13/2024 11:12 AM
Phone: (718) 702-3574

Customer: HBR006-24
140-150 Westchester Ave
140-150 Westchester Ave
Port Chester NY, 10573

Generator: Port Chester OZ Fund III QOZB, LLC
359 Springfield Ave
Summit , NJ 07901

DI TRUCKING 24 - AX402W
Manifest: 1075

Remarks: Thank you, Drive Safely !!!!

Signature:

Weighmaster: VS - Vincent Sebastiano (32566)

Material	Quantity	Gross	Tare	Net
NJ RES FILL	32.01 tn	92,760	28,740	64,020

EARTH EFFICIENT HARMONY

#13792

718.702.3574

NON-HAZARDOUS MATERIAL MANIFEST

#1075

GENERATOR

Generator Name: Port Chester OZ Fund III QOZB, LLC

Address: 359 Springfield Ave
Summit, NJ 07901

Phone No. 8 4 5 - 8 6 3 9 5 4 8

Generating Location: 140-150 Westchester Ave

Address: 140-150 Westchester Ave
Port Chester, NY 10573
NYSDEC BCP Site #C360222

Description of Material

N.J.A.C. 7:26D Residential Soil Remediation Standards

Sample / Cell ID: Comp-A4

I hereby certify that the above named material does not contain free liquid as defined by 40 CFR Part 260.10 or any applicable state law, is not a hazardous waste as defined by 40 CFR Part 261 or any applicable state law, has been properly described, classified and packaged, and is in proper condition for transportation according to applicable regulations.

Jon Tangen — Generator Authorized Agent Name

Jon Tangen — Signature

09/13/24 — Shipment Date

TRANSPORTER

Truck No. 24

Transporter Name DI

Address

Phone No.

Driver Name (Print) ANTONIO RIVA

Vehicle License No./State AX 402W

I hereby certify that the above named material was picked up at the generator site listed above.

Driver Signature

09/13/24 — Shipment Date

DESTINATION (Please Select One)

EARTH EFFICIENT HARMONY Belvidere Rd ☑

3189 Belvidere Road, Phillipsburg, New Jersey 08865
SESC # 24004 | Mine Reg. # 004885

EARTH EFFICIENT HARMONY Foul Rift ☐

1 Foul Rift Road, Belvidere, New Jersey 07823
SESC # 13035-16055-20012 | Mine Reg. # 004886

Approval Code: HBR006-24

Approval Code: HFR012-24

Vin S — Name of Authorized Agent

Signature

09.13.24 — Receipt Date

White - Destination | Yellow - Transporter | Pink - Generator | Goldenrod - Consultant

EarthEfficient HBR LLC
3189 Belvidere Road
Phillipsburg NJ, 08865

EARTH[illegible]
HARMONY
Belvidere Rd

Ticket #: 13793
Date: 09/13/2024 11:15 AM
Phone: (718) 702-3574

Customer: HBR006-24
140-150 Westchester Ave
140-150 Westchester Ave
Port Chester NY, 10573

Generator: Port Chester OZ Fund III QOZB, LLC
359 Springfield Ave

Summit , NJ 07901

DI TRUCKING 37 - AY816Z
Manifest: 1077

Remarks: Thank you, Drive Safely !!!!

Signature:

Weighmaster: VS - Vincent Sebastiano (32566)

Material	Quantity	Gross	Tare	Net
NJ RES FILL	32.62 tn	95,040	29,800	65,240

EARTH EFFICIENT HARMONY

#13793

718.702.3574

NON-HAZARDOUS MATERIAL MANIFEST

#1077

GENERATOR

Generator Name: Port Chester OZ Fund III QOZB, LLC

Address: 359 Springfield Ave

Summit, NJ 07901

Phone No. 8 4 5 - 8 6 3 9 5 4 8

Generating Location: 140-150 Westchester Ave

Address: 140-150 Westchester Ave

Port Chester, NY 10573

NYSDEC BCP Site #C360222

Description of Material

N.J.A.C. 7:26D Residential Soil Remediation Standards

Sample / Cell ID: Comp-A4

I hereby certify that the above named material does not contain free liquid as defined by 40 CFR Part 260.10 or any applicable state law, is not a hazardous waste as defined by 40 CFR Part 261 or any applicable state law, has been properly described, classified and packaged, and is in proper condition for transportation according to applicable regulations.

Jon Tanger — Generator Authorized Agent Name

Jon Tanger — Signature

09/13/24 — Shipment Date

TRANSPORTER

Truck No. 37

Transporter Name DI

Address

Phone No.

Driver Name (Print) T. Wilson

Vehicle License No./State AX816Z

I hereby certify that the above named material was picked up at the generator site listed above.

Driver Signature

09/13/24 — Shipment Date

DESTINATION (Please Select One)

EARTH EFFICIENT HARMONY Belvidere Rd — ☑

3189 Belvidere Road, Phillipsburg, New Jersey 08865
SESC # 24004 | Mine Reg. # 004885

Approval Code: HBR006-24

EARTH EFFICIENT HARMONY Foul Rift — ☐

1 Foul Rift Road, Belvidere, New Jersey 07823
SESC # 13035-16055-20012 | Mine Reg. # 004886

Approval Code: HFR012-24

Vin S — Name of Authorized Agent

VS — Signature

09/13/24 — Receipt Date

White - Destination | Yellow - Transporter | Pink - Generator | Goldenrod - Consultant

EarthEfficient HBR LLC
3189 Belvidere Road
Phillipsburg NJ, 08865

EARTH
HARMONY
Belvidere Rd

Ticket #: 13795
Date: 09/13/2024 11:24 AM
Phone: (718) 702-3574

Customer: HBR006-24
140-150 Westchester Ave
140-150 Westchester Ave
Port Chester NY, 10573

Generator: Port Chester OZ Fund III QOZB, LLC
359 Springfield Ave
Summit , NJ 07901

DI TRUCKING 35 - AY863M
Manifest: 1078

Remarks: Thank you, Drive Safely !!!!

Signature:

Weighmaster: VS - Vincent Sebastiano (32566)

Material	Quantity	Gross	Tare	Net
NJ RES FILL	34.26 tn	97,400	28,880	68,520

#F13795

EARTH EFFICIENT HARMONY

718.702.3574

NON-HAZARDOUS MATERIAL MANIFEST

#1078

GENERATOR

Generator Name: Port Chester OZ Fund III QOZB, LLC

Address: 359 Springfield Ave

Summit, NJ 07901

Phone No. 8 4 5 - 8 6 3 9 5 4 8

Generating Location: 140-150 Westchester Ave

Address: 140-150 Westchester Ave

Port Chester, NY 10573

NYSDEC BCP Site #C360222

Description of Material

N.J.A.C. 7:26D Residential Soil Remediation Standards

Sample / Cell ID: Comp-A4

I hereby certify that the above named material does not contain free liquid as defined by 40 CFR Part 260.10 or any applicable state law, is not a hazardous waste as defined by 40 CFR Part 261 or any applicable state law, has been properly described, classified and packaged, and is in proper condition for transportation according to applicable regulations.

Jon Tanger — Generator Authorized Agent Name

Jon Tanger — Signature

09 13 24 — Shipment Date

TRANSPORTER

Truck No. 35

Transporter Name PL

Address

Phone No.

Driver Name (Print) Paulo A Cardoso

Vehicle License No./State AX863M

I hereby certify that the above named material was picked up at the generator site listed above.

Driver Signature

08 13 24 — Shipment Date

DESTINATION (Please Select One)

EARTH EFFICIENT HARMONY Belvidere Rd — ☒

3189 Belvidere Road, Phillipsburg, New Jersey 08865
SESC # 24004 | Mine Reg. # 004885

Approval Code: HBR006-24

Vin S — Name of Authorized Agent

VS — Signature

EARTH EFFICIENT HARMONY Foul Rift — ☐

1 Foul Rift Road, Belvidere, New Jersey 07823
SESC # 13035-16055-20012 | Mine Reg. # 004886

Approval Code: HFR012-24

09 13 24 — Receipt Date

White - Destination | Yellow - Transporter | Pink - Generator | Goldenrod - Consultant

EarthEfficient HBR LLC
3189 Belvidere Road
Phillipsburg NJ, 08865

EARTHEFFICIENT
HARMONY
Belvidere Rd

Ticket #: 13796
Date: 09/13/2024 11:29 AM
Phone: (718) 702-3574

Customer: HBR006-24
140-150 Westchester Ave
140-150 Westchester Ave
Port Chester NY, 10573

Generator: Port Chester OZ Fund III QOZB, LLC
359 Springfield Ave

Summit , NJ 07901

DI TRUCKING 54 - AY969R
Manifest: 1079

Remarks: Thank you, Drive Safely !!!!

Signature:

Weighmaster: VS - Vincent Sebastiano (32566)

Material	Quantity	Gross	Tare	Net
NJ RES FILL	31.41 tn	90,020	27,200	62,820



EARTHEFFICIENT HARMONY

#13796

718.702.3574

NON-HAZARDOUS MATERIAL MANIFEST

#1079

GENERATOR

Generator Name: Port Chester OZ Fund III QOZB, LLC

Address: 359 Springfield Ave
Summit, NJ 07901

Phone No. 8 4 5 - 8 6 3 9 5 4 8

Generating Location: 140-150 Westchester Ave

Address: 140-150 Westchester Ave
Port Chester, NY 10573
NYSDEC BCP Site #C360222

Description of Material

N.J.A.C. 7:26D Residential Soil Remediation Standards

Sample / Cell ID: Comp-A4

I hereby certify that the above named material does not contain free liquid as defined by 40 CFR Part 260.10 or any applicable state law, is not a hazardous waste as defined by 40 CFR Part 261 or any applicable state law, has been properly described, classified and packaged, and is in proper condition for transportation according to applicable regulations.

Jon Tangen — Generator Authorized Agent Name

Jm Tangen — Signature

09/13/24 — Shipment Date

TRANSPORTER

Truck No. 54

Transporter Name DI

Address

Phone No.

Driver Name (Print) Guido Jauregui

Vehicle License No./State HAY969R

I hereby certify that the above named material was picked up at the generator site listed above.

Driver Signature

09/13/24 — Shipment Date

DESTINATION (Please Select One)

EARTHEFFICIENT HARMONY Belvidere Rd ☑

3189 Belvidere Road, Phillipsburg, New Jersey 08865
SESC # 24004 | Mine Reg. # 004885

Approval Code: HBR006-24

Vin S — Name of Authorized Agent

VS — Signature

EARTHEFFICIENT HARMONY Foul Rift ☐

1 Foul Rift Road, Belvidere, New Jersey 07823
SESC # 13035-16055-20012 | Mine Reg. # 004886

Approval Code: HFR012-24

09/13/24 — Receipt Date

White - Destination | Yellow - Transporter | Pink - Generator | Goldenrod - Consultant

EarthEfficient HBR LLC
3189 Belvidere Road
Phillipsburg NJ, 08865

EARTHEFFICIENT
HARMONY
Belvidere Rd

Ticket #: 13799
Date: 09/13/2024 11:45 AM
Phone: (718) 702-3574

Customer: HBR006-24
140-150 Westchester Ave
140-150 Westchester Ave
Port Chester NY, 10573

Generator: Port Chester OZ Fund III QOZB, LLC
359 Springfield Ave

Summit , NJ 07901

DI TRUCKING 06 - AZ287B
Manifest: 1082

Remarks: Thank you, Drive Safely !!!!

Signature:

Weighmaster: VS - Vincent Sebastiano (32566)

Material	Quantity	Gross	Tare	Net
NJ RES FILL	31.45 tn	91,620	28,720	62,900

EARTHEFFICIENT HARMONY

#13799

718.702.3574

NON-HAZARDOUS MATERIAL MANIFEST

#1082

GENERATOR

Generator Name: Port Chester OZ Fund III QOZB, LLC

Address: 359 Springfield Ave
Summit, NJ 07901

Phone No. 8 4 5 - 8 6 3 9 5 4 8

Generating Location: 140-150 Westchester Ave

Address: 140-150 Westchester Ave
Port Chester, NY 10573
NYSDEC BCP Site #C360222

Description of Material

N.J.A.C. 7:26D Residential Soil Remediation Standards

Sample / Cell ID: Comp-A4

I hereby certify that the above named material does not contain free liquid as defined by 40 CFR Part 260.10 or any applicable state law, is not a hazardous waste as defined by 40 CFR Part 261 or any applicable state law, has been properly described, classified and packaged, and is in proper condition for transportation according to applicable regulations.

Jon Tanger — Generator Authorized Agent Name

Jon Tanger — Signature

09 13 24 — Shipment Date

TRANSPORTER

Truck No. 06

Transporter Name IZI

Address

Phone No.

Driver Name (Print) Manuel Toba

Vehicle License No./State AZ 2878

I hereby certify that the above named material was picked up at the generator site listed above.

Driver Signature

09 13 24 — Shipment Date

DESTINATION (Please Select One)

EARTHEFFICIENT HARMONY Belvidere Rd ☒

3189 Belvidere Road, Phillipsburg, New Jersey 08865
SESC # 24004 | Mine Reg. # 004885

Approval Code: HBR006-24

EARTHEFFICIENT HARMONY Foul Rift ☐

1 Foul Rift Road, Belvidere, New Jersey 07823
SESC # 13035-16055-20012 | Mine Reg. # 004886

Approval Code: HFR012-24

Vinny — Name of Authorized Agent

Signature

09 13 24 — Receipt Date

White - Destination | Yellow - Transporter | Pink - Generator | Goldenrod - Consultant

EarthEfficient HBR LLC
3189 Belvidere Road
Phillipsburg NJ, 08865

EARTH
HARMONY
Belvidere Rd

Ticket #: 13800
Date: 09/13/2024 11:47 AM
Phone: (718) 702-3574

Customer: HBR006-24
140-150 Westchester Ave
140-150 Westchester Ave
Port Chester NY, 10573

Generator: Port Chester OZ Fund III QOZB, LLC
359 Springfield Ave
Summit , NJ 07901

DI TRUCKING 31 - DI 31 (AY590M-NJ)
Manifest: 1081

Remarks: Thank you, Drive Safely !!!!

Signature:

Weighmaster: VS - Vincent Sebastiano (32566)

Material	Quantity	Gross	Tare	Net
NJ RES FILL	32.73 tn	94,020	28,560	65,460

EARTH EFFICIENT HARMONY

#13800

718.702.3574

NON-HAZARDOUS MATERIAL MANIFEST

#1081

GENERATOR

Generator Name: Port Chester OZ Fund III QOZB, LLC

Address: 359 Springfield Ave
Summit, NJ 07901

Phone No. 8 4 5 - 8 6 3 9 5 4 8

Generating Location: 140-150 Westchester Ave

Address: 140-150 Westchester Ave
Port Chester, NY 10573
NYSDEC BCP Site #C360222

Description of Material

N.J.A.C. 7:26D Residential Soil Remediation Standards

Sample / Cell ID: Comp-A4

I hereby certify that the above named material does not contain free liquid as defined by 40 CFR Part 260.10 or any applicable state law, is not a hazardous waste as defined by 40 CFR Part 261 or any applicable state law, has been properly described, classified and packaged, and is in proper condition for transportation according to applicable regulations.

Jon Tanger — Generator Authorized Agent Name

Jon Tanger — Signature

09/13/24 — Shipment Date

TRANSPORTER

Truck No. 31

Transporter Name DZ

Address

Phone No.

Driver Name (Print) EDUALDO SOARES

Vehicle License No./State AY590M

I hereby certify that the above named material was picked up at the generator site listed above.

Soares — Driver Signature

09/13/24 — Shipment Date

DESTINATION (Please Select One)

EARTH EFFICIENT HARMONY Belvidere Rd ☑

3189 Belvidere Road, Phillipsburg, New Jersey 08865
SESC # 24004 | Mine Reg. # 004885

Approval Code: HBR006-24

Vin S — Name of Authorized Agent

VS — Signature

EARTH EFFICIENT HARMONY Foul Rift ☐

1 Foul Rift Road, Belvidere, New Jersey 07823
SESC # 13035-16055-20012 | Mine Reg. # 004886

Approval Code: HFR012-24

09/13/24 — Receipt Date

White - Destination | Yellow - Transporter | Pink - Generator | Goldenrod - Consultant

EarthEfficient HBR LLC
3189 Belvidere Road
Phillipsburg NJ, 08865

EARTHEFFICIENT
HARMONY
Belvidere Rd

Ticket #: 13802
Date: 09/13/2024 11:56 AM
Phone: (718) 702-3574

Customer: HBR006-24
140-150 Westchester Ave
140-150 Westchester Ave
Port Chester NY, 10573

Generator: Port Chester OZ Fund III QOZB, LLC
359 Springfield Ave

Summit , NJ 07901

CF BROS 14 - AW132B
Manifest: 1080

Remarks: Thank you, Drive Safely !!!!

Signature:

Weighmaster: VS - Vincent Sebastiano (32566)

Material	Quantity	Gross	Tare	Net
NJ RES FILL	31.84 tn	91,680	28,000	63,680

EARTHEFFICIENT HARMONY

#F13802

718.702.3574

NON-HAZARDOUS MATERIAL MANIFEST

#1080

GENERATOR

Generator Name: Port Chester OZ Fund III QOZB, LLC

Address: 359 Springfield Ave

Summit, NJ 07901

Phone No. 8 4 5 - 8 6 3 9 5 4 8

Generating Location: 140-150 Westchester Ave

Address: 140-150 Westchester Ave

Port Chester, NY 10573

NYSDEC BCP Site #C360222

Description of Material

N.J.A.C. 7:26D Residential Soil Remediation Standards

Sample / Cell ID: Comp-A4

I hereby certify that the above named material does not contain free liquid as defined by 40 CFR Part 260.10 or any applicable state law, is not a hazardous waste as defined by 40 CFR Part 261 or any applicable state law, has been properly described, classified and packaged, and is in proper condition for transportation according to applicable regulations.

Jon Tanger — Generator Authorized Agent Name

Jon Tanger — Signature

0 9 1 3 2 4 — Shipment Date

TRANSPORTER

Truck No. 14

Transporter Name: CF Bros

Address:

Phone No.:

Driver Name (Print): Andres C

Vehicle License No./State: AW 132B

I hereby certify that the above named material was picked up at the generator site listed above.

Driver Signature

0 9 1 3 2 4 — Shipment Date

DESTINATION (Please Select One)

EARTHEFFICIENT HARMONY Belvidere Rd ☑

3189 Belvidere Road, Phillipsburg, New Jersey 08865
SESC # 24004 | Mine Reg. # 004885

EARTHEFFICIENT HARMONY Foul Rift ☐

1 Foul Rift Road, Belvidere, New Jersey 07823
SESC # 13035-16055-20012 | Mine Reg. # 004886

Approval Code: HBR006-24

Approval Code: HFR012-24

Nino S — Name of Authorized Agent

NS — Signature

0 9 1 3 2 4 — Receipt Date

White - Destination | Yellow - Transporter | Pink - Generator | Goldenrod - Consultant

EarthEfficient HBR LLC
3189 Belvidere Road
Phillipsburg NJ, 08865

EARTHEFFICIENT
HARMONY
Belvidere Rd

Ticket #: 13803
Date: 09/13/2024 12:05 PM
Phone: (718) 702-3574

Customer: HBR006-24
140-150 Westchester Ave
140-150 Westchester Ave
Port Chester NY, 10573

Generator: Port Chester OZ Fund III QOZB, LLC
359 Springfield Ave

Summit , NJ 07901

DI TRUCKING 38 - AY817Z
Manifest: 1083

Remarks: Thank you, Drive Safely !!!!

Signature:

Weighmaster: VS - Vincent Sebastiano (32566)

Material	Quantity	Gross	Tare	Net
NJ RES FILL	32.92 tn	94,620	28,780	65,840

EARTH EFFICIENT HARMONY

#13803

718.702.3574

NON-HAZARDOUS MATERIAL MANIFEST

#1083

GENERATOR

Generator Name: Port Chester OZ Fund III QOZB, LLC

Address: 359 Springfield Ave
Summit, NJ 07901

Phone No. 845-8639548

Generating Location: 140-150 Westchester Ave

Address: 140-150 Westchester Ave
Port Chester, NY 10573
NYSDEC BCP Site #C360222

Description of Material

N.J.A.C. 7:26D Residential Soil Remediation Standards

Sample / Cell ID: Comp-A4

I hereby certify that the above named material does not contain free liquid as defined by 40 CFR Part 260.10 or any applicable state law, is not a hazardous waste as defined by 40 CFR Part 261 or any applicable state law, has been properly described, classified and packaged, and is in proper condition for transportation according to applicable regulations.

Jon Tanger — Generator Authorized Agent Name

Jon Tanger — Signature

091324 — Shipment Date

TRANSPORTER

Truck No. 38

Transporter Name DZ

Address

Phone No.

Driver Name (Print) Jain Dasirah

Vehicle License No./State AY 8172

I hereby certify that the above named material was picked up at the generator site listed above.

Driver Signature

091324 — Shipment Date

DESTINATION (Please Select One)

EARTH EFFICIENT HARMONY Belvidere Rd

3189 Belvidere Road, Phillipsburg, New Jersey 08865
SESC # 24004 | Mine Reg. # 004885

Approval Code: HBR006-24

EARTH EFFICIENT HARMONY Foul Rift

1 Foul Rift Road, Belvidere, New Jersey 07823
SESC # 13035-16055-20012 | Mine Reg. # 004886

Approval Code: HFR012-24

Vins — Name of Authorized Agent

VS — Signature

091324 — Receipt Date

White - Destination | Yellow - Transporter | Pink - Generator | Goldenrod - Consultant

EarthEfficient HBR LLC
3189 Belvidere Road
Phillipsburg NJ, 08865

EARTHEFFICIENT
HARMONY
Belvidere Rd

Ticket #: 13804
Date: 09/13/2024 12:08 PM
Phone: (718) 702-3574

Customer: HBR006-24
140-150 Westchester Ave
140-150 Westchester Ave
Port Chester NY, 10573

Generator: Port Chester OZ Fund III QOZB, LLC
359 Springfield Ave

Summit , NJ 07901

DI TRUCKING 12 - DI 12 (AZ283B-NJ)
Manifest: 1084

Remarks: Thank you, Drive Safely !!!!

Signature:

Weighmaster: VS - Vincent Sebastiano (32566)

Material	Quantity	Gross	Tare	Net
NJ RES FILL	32.91 tn	94,080	28,260	65,820

EARTH EFFICIENT HARMONY

718.702.3574

NON-HAZARDOUS MATERIAL MANIFEST

#13804

#1084

GENERATOR

Generator Name: Port Chester OZ Fund III QOZB, LLC

Address: 359 Springfield Ave

Summit, NJ 07901

Phone No. 8 4 5 - 8 6 3 9 5 4 8

Generating Location: 140-150 Westchester Ave

Address: 140-150 Westchester Ave

Port Chester, NY 10573

NYSDEC BCP Site #C360222

Description of Material

N.J.A.C. 7:26D Residential Soil Remediation Standards

Sample / Cell ID: Comp-A3

I hereby certify that the above named material does not contain free liquid as defined by 40 CFR Part 260.10 or any applicable state law, is not a hazardous waste as defined by 40 CFR Part 261 or any applicable state law, has been properly described, classified and packaged, and is in proper condition for transportation according to applicable regulations.

Jon Langer — Generator Authorized Agent Name

Jon Langer — Signature

09/13/24 — Shipment Date

TRANSPORTER

Truck No. 12

Transporter Name DI

Address

Phone No.

Driver Name (Print) Rene Volpato

Vehicle License No./State AZ 283B

I hereby certify that the above named material was picked up at the generator site listed above.

Driver Signature

09/13/24 — Shipment Date

DESTINATION (Please Select One)

EARTH EFFICIENT HARMONY Belvidere Rd — ☑

3189 Belvidere Road, Phillipsburg, New Jersey 08865
SESC # 24004 | Mine Reg. # 004885

EARTH EFFICIENT HARMONY Foul Rift — ☐

1 Foul Rift Road, Belvidere, New Jersey 07823
SESC # 13035-16055-20012 | Mine Reg. # 004886

Approval Code: HBR006-24

VINS — Name of Authorized Agent

Signature

Approval Code: HFR012-24

09/13/24 — Receipt Date

White - Destination **Yellow - Transporter** **Pink - Generator** **Goldenrod - Consultant**

EarthEfficient HBR LLC
3189 Belvidere Road
Phillipsburg NJ, 08865

EARTHEFFICIENT
HARMONY
Belvidere Rd

Ticket #: 13805
Date: 09/13/2024 12:11 PM
Phone: (718) 702-3574

Customer: HBR006-24
140-150 Westchester Ave
140-150 Westchester Ave
Port Chester NY, 10573

Generator: Port Chester OZ Fund III QOZB, LLC
359 Springfield Ave

Summit , NJ 07901

DI TRUCKING 21 - AX120P
Manifest: 1085

Remarks: Thank you, Drive Safely !!!!

Signature:

Weighmaster: VS - Vincent Sebastiano (32566)

Material	Quantity	Gross	Tare	Net
NJ RES FILL	32.32 tn	93,560	28,920	64,640

EARTH EFFICIENT HARMONY

718.702.3574

#1380S

NON-HAZARDOUS MATERIAL MANIFEST

#1085

GENERATOR

Generator Name: Port Chester OZ Fund III QOZB, LLC

Address: 359 Springfield Ave

Summit, NJ 07901

Phone No. 8 4 5 - 8 6 3 9 5 4 8

Generating Location: 140-150 Westchester Ave

Address: 140-150 Westchester Ave

Port Chester, NY 10573

NYSDEC BCP Site #C360222

Description of Material

N.J.A.C. 7:26D Residential Soil Remediation Standards

Sample / Cell ID: Comp-A3

I hereby certify that the above named material does not contain free liquid as defined by 40 CFR Part 260.10 or any applicable state law, is not a hazardous waste as defined by 40 CFR Part 261 or any applicable state law, has been properly described, classified and packaged, and is in proper condition for transportation according to applicable regulations.

Jon Tangen — Generator Authorized Agent Name

Jon Tangen — Signature

09/13/24 — Shipment Date

TRANSPORTER

Truck No. 21

Transporter Name DI

Address

Phone No.

Driver Name (Print) CRISTIAN BARAHONA

Vehicle License No./State AX120P

I hereby certify that the above named material was picked up at the generator site listed above.

Driver Signature

09/13/24 — Shipment Date

DESTINATION (Please Select One)

EARTH EFFICIENT HARMONY Belvidere Rd — ☒

3189 Belvidere Road, Phillipsburg, New Jersey 08865
SESC # 24004 | Mine Reg. # 004885

Approval Code: HBR006-24

EARTH EFFICIENT HARMONY Foul Rift — ☐

1 Foul Rift Road, Belvidere, New Jersey 07823
SESC # 13035-16055-20012 | Mine Reg. # 004886

Approval Code: HFR012-24

VINS — Name of Authorized Agent

VS — Signature

09/13/24 — Receipt Date

White - Destination | Yellow - Transporter | Pink - Generator | Goldenrod - Consultant

EarthEfficient HBR LLC
3189 Belvidere Road
Phillipsburg NJ, 08865

EARTHEFFICIENT
HARMONY
Belvidere Rd

Ticket #: 13808
Date: 09/13/2024 12:19 PM
Phone: (718) 702-3574

Customer: HBR006-24
140-150 Westchester Ave
140-150 Westchester Ave
Port Chester NY, 10573

Generator: Port Chester OZ Fund III QOZB, LLC
359 Springfield Ave

Summit , NJ 07901

CF BROS 16 - AY688J
Manifest: 1086

Remarks: Thank you, Drive Safely !!!!

Signature:

Weighmaster: VS - Vincent Sebastiano (32566)

Material	Quantity	Gross	Tare	Net
NJ RES FILL	33.44 tn	93,480	26,600	66,880

EARTHEFFICIENT HARMONY

#13808

718.702.3574

NON-HAZARDOUS MATERIAL MANIFEST

#1086

GENERATOR

Generator Name: Port Chester OZ Fund III QOZB, LLC

Address: 359 Springfield Ave
Summit, NJ 07901

Phone No. 845-8639548

Generating Location: 140-150 Westchester Ave

Address: 140-150 Westchester Ave
Port Chester, NY 10573
NYSDEC BCP Site #C360222

Description of Material

N.J.A.C. 7:26D Residential Soil Remediation Standards

Sample / Cell ID: Comp - A3

I hereby certify that the above named material does not contain free liquid as defined by 40 CFR Part 260.10 or any applicable state law, is not a hazardous waste as defined by 40 CFR Part 261 or any applicable state law, has been properly described, classified and packaged, and is in proper condition for transportation according to applicable regulations.

Jon Tangen — Generator Authorized Agent Name

Jon Tangen — Signature

09/13/24 — Shipment Date

TRANSPORTER

Truck No. 16

Transporter Name CF

Address

Phone No.

Driver Name (Print) Mayko

Vehicle License No./State AY6885

I hereby certify that the above named material was picked up at the generator site listed above.

Driver Signature

09/13/24 — Shipment Date

DESTINATION (Please Select One)

EARTHEFFICIENT HARMONY Belvidere Rd ☑

3189 Belvidere Road, Phillipsburg, New Jersey 08865
SESC # 24004 | Mine Reg. # 004885

Approval Code: HBR006-24

Vins — Name of Authorized Agent

VS — Signature

EARTHEFFICIENT HARMONY Foul Rift ☐

1 Foul Rift Road, Belvidere, New Jersey 07823
SESC # 13035-16055-20012 | Mine Reg. # 004886

Approval Code: HFR012-24

09/13/24 — Receipt Date

White - Destination | Yellow - Transporter | Pink - Generator | Goldenrod - Consultant

EarthEfficient HBR LLC
3189 Belvidere Road
Phillipsburg NJ, 08865

EARTHEFFICIENT
HARMONY
Belvidere Rd

Ticket #: 13809
Date: 09/13/2024 12:23 PM
Phone: (718) 702-3574

Customer: HBR006-24
140-150 Westchester Ave
140-150 Westchester Ave
Port Chester NY, 10573

Generator: Port Chester OZ Fund III QOZB, LLC
359 Springfield Ave

Summit , NJ 07901

DI TRUCKING 07 - AR713H
Manifest: 1087

Remarks: Thank you, Drive Safely !!!!

Signature:

Weighmaster: VS - Vincent Sebastiano (32566)

Material	Quantity	Gross	Tare	Net
NJ RES FILL	30.91 tn	90,340	28,520	61,820

EARTH EFFICIENT HARMONY

#13809

718.702.3574

NON-HAZARDOUS MATERIAL MANIFEST

#1087

GENERATOR

Generator Name: Port Chester OZ Fund III QOZB, LLC

Address: 359 Springfield Ave

Summit, NJ 07901

Phone No. 845-8639548

Generating Location: 140-150 Westchester Ave

Address: 140-150 Westchester Ave

Port Chester, NY 10573

NYSDEC BCP Site #C360222

Description of Material

N.J.A.C. 7:26D Residential Soil Remediation Standards

Sample / Cell ID: Comp-A3

I hereby certify that the above named material does not contain free liquid as defined by 40 CFR Part 260.10 or any applicable state law, is not a hazardous waste as defined by 40 CFR Part 261 or any applicable state law, has been properly described, classified and packaged, and is in proper condition for transportation according to applicable regulations.

Jon Tanger — Generator Authorized Agent Name

Jon Tanger — Signature

09/13/24 — Shipment Date

TRANSPORTER

Truck No. 07

Transporter Name DE

Address

Phone No.

Driver Name (Print) Cristian A.

Vehicle License No./State AR 7134

I hereby certify that the above named material was picked up at the generator site listed above.

Cristian A — Driver Signature

09/13/24 — Shipment Date

DESTINATION (Please Select One)

EARTH EFFICIENT HARMONY Belvidere Rd ☑

3189 Belvidere Road, Phillipsburg, New Jersey 08865
SESC # 24004 | Mine Reg. # 004885

Approval Code: HBR006-24

Vin S — Name of Authorized Agent

VS — Signature

EARTH EFFICIENT HARMONY Foul Rift ☐

1 Foul Rift Road, Belvidere, New Jersey 07823
SESC # 13035-16055-20012 | Mine Reg. # 004886

Approval Code: HFR012-24

09/13/24 — Receipt Date

White - Destination | Yellow - Transporter | Pink - Generator | Goldenrod - Consultant

EarthEfficient HBR LLC
3189 Belvidere Road
Phillipsburg NJ, 08865

EARTHEFFICIENT
HARMONY
Belvidere Rd

Ticket #: 13810
Date: 09/13/2024 12:26 PM
Phone: (718) 702-3574

Customer: HBR006-24
140-150 Westchester Ave
140-150 Westchester Ave
Port Chester NY, 10573

Generator: Port Chester OZ Fund III QOZB, LLC
359 Springfield Ave

Summit , NJ 07901

CF BROS 12 - AY995C
Manifest: 1088

Remarks: Thank you, Drive Safely !!!!

Signature:

Weighmaster: VS - Vincent Sebastiano (32566)

Material	Quantity	Gross	Tare	Net
NJ RES FILL	31.8 tn	90,840	27,240	63,600

EARTH EFFICIENT HARMONY

#13810

718.702.3574

NON-HAZARDOUS MATERIAL MANIFEST

#1088

GENERATOR

Generator Name: Port Chester OZ Fund III QOZB, LLC

Address: 359 Springfield Ave

Summit, NJ 07901

Phone No. 8 4 5 - 8 6 3 9 5 4 8

Generating Location: 140-150 Westchester Ave

Address: 140-150 Westchester Ave

Port Chester, NY 10573

NYSDEC BCP Site #C360222

Description of Material

N.J.A.C. 7:26D Residential Soil Remediation Standards

Sample / Cell ID: Comp-A3

I hereby certify that the above named material does not contain free liquid as defined by 40 CFR Part 260.10 or any applicable state law, is not a hazardous waste as defined by 40 CFR Part 261 or any applicable state law, has been properly described, classified and packaged, and is in proper condition for transportation according to applicable regulations.

Jon Tangen — Generator Authorized Agent Name

Jon Tangen — Signature

09 13 24 — Shipment Date

TRANSPORTER

Truck No. 12

Transporter Name CF Bros

Address

Phone No.

Driver Name (Print) Jose

Vehicle License No./State AY995C

I hereby certify that the above named material was picked up at the generator site listed above.

Jose — Driver Signature

09 13 24 — Shipment Date

DESTINATION (Please Select One)

EARTH EFFICIENT HARMONY Belvidere Rd ☑

3189 Belvidere Road, Phillipsburg, New Jersey 08865
SESC # 24004 | Mine Reg. # 004885

Approval Code: HBR006-24

Vin S — Name of Authorized Agent

VS — Signature

EARTH EFFICIENT HARMONY Foul Rift ☐

1 Foul Rift Road, Belvidere, New Jersey 07823
SESC # 13035-16055-20012 | Mine Reg. # 004886

Approval Code: HFR012-24

09 13 24 — Receipt Date

White - Destination | Yellow - Transporter | Pink - Generator | Goldenrod - Consultant

EARTH EFFICIENT HARMONY

#13811

718.702.3574

NON-HAZARDOUS MATERIAL MANIFEST

#1089

GENERATOR

Generator Name: Port Chester OZ Fund III QOZB, LLC

Address: 359 Springfield Ave

Summit, NJ 07901

Phone No. 8 4 5 – 8 6 3 9 5 4 8

Generating Location: 140-150 Westchester Ave

Address: 140-150 Westchester Ave

Port Chester, NY 10573

NYSDEC BCP Site #C360222

Description of Material

N.J.A.C. 7:26D Residential Soil Remediation Standards

Sample / Cell ID: Comp-A3

I hereby certify that the above named material does not contain free liquid as defined by 40 CFR Part 260.10 or any applicable state law, is not a hazardous waste as defined by 40 CFR Part 261 or any applicable state law, has been properly described, classified and packaged, and is in proper condition for transportation according to applicable regulations.

Jon Tangen — Generator Authorized Agent Name

Jon Tangen — Signature

09/13/24 — Shipment Date

TRANSPORTER

Truck No. 18

Transporter Name CF Bros

Address

Phone No.

Driver Name (Print) Jorge

Vehicle License No./State AZ95ZE

I hereby certify that the above named material was picked up at the generator site listed above.

Driver Signature

09/13/24 — Shipment Date

DESTINATION (Please Select One)

EARTH EFFICIENT HARMONY Belvidere Rd ☑

3189 Belvidere Road, Phillipsburg, New Jersey 08865
SESC # 24004 | Mine Reg. # 004885

Approval Code: HBR006-24

EARTH EFFICIENT HARMONY Foul Rift ☐

1 Foul Rift Road, Belvidere, New Jersey 07823
SESC # 13035-16055-20012 | Mine Reg. # 004886

Approval Code: HFR012-24

Vin S — Name of Authorized Agent

VS — Signature

09/13/24 — Receipt Date

White - Destination | Yellow - Transporter | Pink - Generator | Goldenrod - Consultant

EarthEfficient HBR LLC
3189 Belvidere Road
Phillipsburg NJ, 08865

EARTHEFFICIENT
HARMONY
Belvidere Rd

Ticket #: 13811
Date: 09/13/2024 12:29 PM
Phone: (718) 702-3574

Customer: HBR006-24
140-150 Westchester Ave
140-150 Westchester Ave
Port Chester NY, 10573

Generator: Port Chester OZ Fund III QOZB, LLC
359 Springfield Ave
Summit , NJ 07901

CF BROS 18 - AZ982E
Manifest: 1089

Remarks: Thank you, Drive Safely !!!!

Signature:

Weighmaster: VS - Vincent Sebastiano (32566)

Material	Quantity	Gross	Tare	Net
NJ RES FILL	30.99 tn	89,180	27,200	61,980

EarthEfficient HBR LLC
3189 Belvidere Road
Phillipsburg NJ, 08865

EARTHEFFICIENT
HARMONY
Belvidere Rd

Ticket #: 13812
Date: 09/13/2024 12:41 PM
Phone: (718) 702-3574

Customer: HBR006-24
140-150 Westchester Ave
140-150 Westchester Ave
Port Chester NY, 10573

Generator:Port Chester OZ Fund III QOZB, LLC
359 Springfield Ave

Summit , NJ 07901

CF BROS 17 - AY672N
Manifest: 1091

Remarks: Thank you, Drive Safely !!!!

Signature:

Weighmaster: VS - Vincent Sebastiano (32566)

Material	Quantity	Gross	Tare	Net
NJ RES FILL	32.54 tn	92,240	27,160	65,080

EARTH EFFICIENT HARMONY

#13812

718.702.3574

NON-HAZARDOUS MATERIAL MANIFEST

#1091

GENERATOR

Generator Name: Port Chester OZ Fund III QOZB, LLC

Address: 359 Springfield Ave
Summit, NJ 07901

Phone No. 8 4 5 - 8 6 3 9 5 4 8

Generating Location: 140-150 Westchester Ave

Address: 140-150 Westchester Ave
Port Chester, NY 10573
NYSDEC BCP Site #C360222

Description of Material

N.J.A.C. 7:26D Residential Soil Remediation Standards

Sample / Cell ID: Comp-A3

I hereby certify that the above named material does not contain free liquid as defined by 40 CFR Part 260.10 or any applicable state law, is not a hazardous waste as defined by 40 CFR Part 261 or any applicable state law, has been properly described, classified and packaged, and is in proper condition for transportation according to applicable regulations.

Jon Jaegen — Generator Authorized Agent Name

Jon Jaegen — Signature

09/13/24 — Shipment Date

TRANSPORTER

Truck No. 17

Transporter Name: CF Bros

Address:

Phone No.:

Driver Name (Print): ANTONIO

Vehicle License No./State: AY672M

I hereby certify that the above named material was picked up at the generator site listed above.

Driver Signature

09/13/24 — Shipment Date

DESTINATION (Please Select One)

EARTH EFFICIENT HARMONY Belvidere Rd — ☑

3189 Belvidere Road, Phillipsburg, New Jersey 08865
SESC # 24004 | Mine Reg. # 004885

Approval Code: HBR006-24

Vin S — Name of Authorized Agent

VS — Signature

EARTH EFFICIENT HARMONY Foul Rift — ☐

1 Foul Rift Road, Belvidere, New Jersey 07823
SESC # 13035-16055-20012 | Mine Reg. # 004886

Approval Code: HFR012-24

09/13/24 — Receipt Date

White - Destination | Yellow - Transporter | Pink - Generator | Goldenrod - Consultant

EarthEfficient HBR LLC
3189 Belvidere Road
Phillipsburg NJ, 08865

EARTHEFFICIENT
HARMONY
Belvidere Rd

Ticket #: 13813
Date: 09/13/2024 12:52 PM
Phone: (718) 702-3574

Customer: HBR006-24
140-150 Westchester Ave
140-150 Westchester Ave
Port Chester NY, 10573

Generator: Port Chester OZ Fund III QOZB, LLC
359 Springfield Ave

Summit , NJ 07901

DI TRUCKING 33 - AY861M
Manifest: 1090

Remarks: Thank you, Drive Safely !!!!

Signature:

Weighmaster: VS - Vincent Sebastiano (32566)

Material	Quantity	Gross	Tare	Net
NJ RES FILL	31.45 tn	91,820	28,920	62,900

EARTH EFFICIENT HARMONY

#13813

718.702.3574

NON-HAZARDOUS MATERIAL MANIFEST

#1090

GENERATOR

Generator Name: Port Chester OZ Fund III QOZB, LLC

Address: 359 Springfield Ave
Summit, NJ 07901

Phone No. 8 4 5 – 8 6 3 9 5 4 8

Generating Location: 140-150 Westchester Ave

Address: 140-150 Westchester Ave
Port Chester, NY 10573
NYSDEC BCP Site #C360222

Description of Material

N.J.A.C. 7:26D Residential Soil Remediation Standards

Sample / Cell ID: Comp-A3

I hereby certify that the above named material does not contain free liquid as defined by 40 CFR Part 260.10 or any applicable state law, is not a hazardous waste as defined by 40 CFR Part 261 or any applicable state law, has been properly described, classified and packaged, and is in proper condition for transportation according to applicable regulations.

Jon Tanger — Generator Authorized Agent Name

Jon Tanger — Signature

09/13/24 — Shipment Date

TRANSPORTER

Truck No. 33

Transporter Name DI

Address

Phone No.

Driver Name (Print) Alexio Pinto

Vehicle License No./State AY 861M

I hereby certify that the above named material was picked up at the generator site listed above.

Driver Signature

09/13/24 — Shipment Date

DESTINATION (Please Select One)

EARTH EFFICIENT HARMONY Belvidere Rd ☑

3189 Belvidere Road, Phillipsburg, New Jersey 08865
SESC # 24004 | Mine Reg. # 004885

EARTH EFFICIENT HARMONY Foul Rift ☐

1 Foul Rift Road, Belvidere, New Jersey 07823
SESC # 13035-16055-20012 | Mine Reg. # 004886

Approval Code: HBR006-24

Vin S — Name of Authorized Agent

VS — Signature

Approval Code: HFR012-24

09/13/24 — Receipt Date

White - Destination **Yellow - Transporter** **Pink - Generator** **Goldenrod - Consultant**

EarthEfficient HBR LLC
3189 Belvidere Road
Phillipsburg NJ, 08865

EARTHEFFICIENT
HARMONY
Belvidere Rd

Ticket #: 13815
Date: 09/13/2024 1:08 PM
Phone: (718) 702-3574

Customer: HBR006-24
140-150 Westchester Ave
140-150 Westchester Ave
Port Chester NY, 10573

Generator: Port Chester OZ Fund III QOZB, LLC
359 Springfield Ave

Summit , NJ 07901

DI TRUCKING 23 - AX122P

Manifest: 1092

Remarks: Thank you, Drive Safely !!!!

Signature:

Weighmaster: VS - Vincent Sebastiano (32566)

Material	Quantity	Gross	Tare	Net
NJ RES FILL	31.59 tn	91,860	28,680	63,180

EARTHEFFICIENT HARMONY

#13815

718.702.3574

NON-HAZARDOUS MATERIAL MANIFEST

#1092

GENERATOR

Generator Name: Port Chester OZ Fund III QOZB, LLC

Address: 359 Springfield Ave
Summit, NJ 07901

Phone No. 8 4 5 - 8 6 3 9 5 4 8

Generating Location: 140-150 Westchester Ave

Address: 140-150 Westchester Ave
Port Chester, NY 10573
NYSDEC BCP Site #C360222

Description of Material

N.J.A.C. 7:26D Residential Soil Remediation Standards

Sample / Cell ID: Comp-A3

I hereby certify that the above named material does not contain free liquid as defined by 40 CFR Part 260.10 or any applicable state law, is not a hazardous waste as defined by 40 CFR Part 261 or any applicable state law, has been properly described, classified and packaged, and is in proper condition for transportation according to applicable regulations.

Jon Tanger — Generator Authorized Agent Name

Jon Tanger — Signature

09/13/24 — Shipment Date

TRANSPORTER

Truck No. 23

Transporter Name DI

Address

Phone No.

Driver Name (Print): Jon Tanger

Vehicle License No./State AX122P

I hereby certify that the above named material was picked up at the generator site listed above.

Driver Signature

09/13/24 — Shipment Date

DESTINATION (Please Select One)

EARTHEFFICIENT HARMONY Belvidere Rd ☑

3189 Belvidere Road, Phillipsburg, New Jersey 08865
SESC # 24004 | Mine Reg. # 004885

Approval Code: HBR006-24

Vins — Name of Authorized Agent

VS — Signature

EARTHEFFICIENT HARMONY Foul Rift ☐

1 Foul Rift Road, Belvidere, New Jersey 07823
SESC # 13035-16055-20012 | Mine Reg. # 004886

Approval Code: HFR012-24

09/13/24 — Receipt Date

White - Destination | Yellow - Transporter | Pink - Generator | Goldenrod - Consultant

EarthEfficient HBR LLC
3189 Belvidere Road
Phillipsburg NJ, 08865

EARTHEFFICIENT
HARMONY
Belvidere Rd

Ticket #: 13817
Date: 09/13/2024 1:32 PM
Phone: (718) 702-3574

Customer: HBR006-24
140-150 Westchester Ave
140-150 Westchester Ave
Port Chester NY, 10573

Generator: Port Chester OZ Fund III QOZB, LLC
359 Springfield Ave

Summit , NJ 07901

DI TRUCKING 36 - DI 36 (AY585R-NJ)
Manifest: 1076

Remarks: Thank you, Drive Safely !!!!

Signature:

Weighmaster: VS - Vincent Sebastiano (32566)

Material	Quantity	Gross	Tare	Net
NJ RES FILL	33.11 tn	94,980	28,760	66,220



EARTH EFFICIENT HARMONY

#13817

718.702.3574

NON-HAZARDOUS MATERIAL MANIFEST

#1076

GENERATOR

Generator Name: Port Chester OZ Fund III QOZB, LLC

Address: 359 Springfield Ave
Summit, NJ 07901

Phone No. 8 4 5 - 8 6 3 9 5 4 8

Generating Location: 140-150 Westchester Ave

Address: 140-150 Westchester Ave
Port Chester, NY 10573
NYSDEC BCP Site #C360222

Description of Material

N.J.A.C. 7:26D Residential Soil Remediation Standards

Sample / Cell ID: Comp- A4

I hereby certify that the above named material does not contain free liquid as defined by 40 CFR Part 260.10 or any applicable state law, is not a hazardous waste as defined by 40 CFR Part 261 or any applicable state law, has been properly described, classified and packaged, and is in proper condition for transportation according to applicable regulations.

Jon Tangen — Generator Authorized Agent Name

Jon Tangen — Signature

09/13/24 — Shipment Date

TRANSPORTER

Truck No. 36

Transporter Name DT

Address

Phone No.

Driver Name (Print) Wolney oliveira

Vehicle License No./State AV585R

I hereby certify that the above named material was picked up at the generator site listed above.

Driver Signature

09/13/24 — Shipment Date

DESTINATION (Please Select One)

EARTH EFFICIENT HARMONY Belvidere Rd ☑

3189 Belvidere Road, Phillipsburg, New Jersey 08865
SESC # 24004 | Mine Reg. # 004885

Approval Code: HBR006-24

Vin S — Name of Authorized Agent

Signature

EARTH EFFICIENT HARMONY Foul Rift ☐

1 Foul Rift Road, Belvidere, New Jersey 07823
SESC # 13035-16055-20012 | Mine Reg. # 004886

Approval Code: HFR012-24

09/13/24 — Receipt Date

White - Destination | Yellow - Transporter | Pink - Generator | Goldenrod - Consultant

EarthEfficient HBR LLC
3189 Belvidere Road
Phillipsburg NJ, 08865

EARTHEFFICIENT
HARMONY
Belvidere Rd

Ticket #: 13824
Date: 09/13/2024 3:00 PM
Phone: (718) 702-3574

Customer: HBR006-24
140-150 Westchester Ave
140-150 Westchester Ave
Port Chester NY, 10573

DI TRUCKING 15 - AW270H
Manifest: 1093

Remarks: Thank you, Drive Safely !!!!

Signature:

Weighmaster: VS - Vincent Sebastiano (32566)

Material	Quantity	Gross	Tare	Net
NJ RES FILL	32.09 tn	92,580	28,400	64,180

EARTH EFFICIENT HARMONY

#13824

718.702.3574

NON-HAZARDOUS MATERIAL MANIFEST

#1093

GENERATOR

Generator Name: Port Chester OZ Fund III QOZB, LLC

Address: 359 Springfield Ave
Summit, NJ 07901

Phone No. 8 4 5 - 8 6 3 9 5 4 8

Generating Location: 140-150 Westchester Ave

Address: 140-150 Westchester Ave
Port Chester, NY 10573
NYSDEC BCP Site #C360222

Description of Material

N.J.A.C. 7:26D Residential Soil Remediation Standards

Sample / Cell ID: Comp-A3

I hereby certify that the above named material does not contain free liquid as defined by 40 CFR Part 260.10 or any applicable state law, is not a hazardous waste as defined by 40 CFR Part 261 or any applicable state law, has been properly described, classified and packaged, and is in proper condition for transportation according to applicable regulations.

Jon Tangen — Generator Authorized Agent Name

Jon Tangen — Signature

09/13/24 — Shipment Date

TRANSPORTER

Truck No. 15

Transporter Name DZ

Address

Phone No.

Driver Name (Print) MAURO KOEHLER

Vehicle License No./State AW270H

I hereby certify that the above named material was picked up at the generator site listed above.

Driver Signature

09/13/24 — Shipment Date

DESTINATION (Please Select One)

EARTH EFFICIENT HARMONY Belvidere Rd ☑

3189 Belvidere Road, Phillipsburg, New Jersey 08865
SESC # 24004 | Mine Reg. # 004885

Approval Code: HBR006-24

Vin S — Name of Authorized Agent

VS — Signature

EARTH EFFICIENT HARMONY Foul Rift ☐

1 Foul Rift Road, Belvidere, New Jersey 07823
SESC # 13035-16055-20012 | Mine Reg. # 004886

Approval Code: HFR012-24

09/13/24 — Receipt Date

White - Destination | Yellow - Transporter | Pink - Generator | Goldenrod - Consultant

EARTHEFFICIENT HARMONY

#13825

718.702.3574

NON-HAZARDOUS MATERIAL MANIFEST

#1094

GENERATOR

Generator Name: Port Chester OZ Fund III QOZB, LLC
Address: 359 Springfield Ave
Summit, NJ 07901
Phone No. 8 4 5 – 8 6 3 9 5 4 8

Generating Location: 140-150 Westchester Ave
Address: 140-150 Westchester Ave
Port Chester, NY 10573
NYSDEC BCP Site #C360222

Description of Material

N.J.A.C. 7:26D Residential Soil Remediation Standards

Sample / Cell ID: Comp-A3

I hereby certify that the above named material does not contain free liquid as defined by 40 CFR Part 260.10 or any applicable state law, is not a hazardous waste as defined by 40 CFR Part 261 or any applicable state law, has been properly described, classified and packaged, and is in proper condition for transportation according to applicable regulations.

Jon Tanger — Generator Authorized Agent Name
Jon Tanger — Signature
09 13 24 — Shipment Date

TRANSPORTER

Truck No. 55
Transporter Name DI
Address

Phone No.
Driver Name (Print)
Vehicle License No./State AY970R

I hereby certify that the above named material was picked up at the generator site listed above.

Driver Signature
09 13 24 — Shipment Date

DESTINATION (Please Select One)

EARTHEFFICIENT HARMONY Belvidere Rd ☑

3189 Belvidere Road, Phillipsburg, New Jersey 08865
SESC # 24004 | Mine Reg. # 004885

Approval Code: HBR006-24

Vin S — Name of Authorized Agent
VS — Signature

EARTHEFFICIENT HARMONY Foul Rift ☐

1 Foul Rift Road, Belvidere, New Jersey 07823
SESC # 13035-16055-20012 | Mine Reg. # 004886

Approval Code: HFR012-24

09 13 24 — Receipt Date

White - Destination | Yellow - Transporter | Pink - Generator | Goldenrod - Consultant

EarthEfficient HBR LLC
3189 Belvidere Road
Phillipsburg NJ, 08865

EARTHEFFICIENT
HARMONY
Belvidere Rd

Ticket #: 13825
Date: 09/13/2024 3:11 PM
Phone: (718) 702-3574

Customer: HBR006-24
140-150 Westchester Ave
140-150 Westchester Ave
Port Chester NY, 10573

Generator: Port Chester OZ Fund III QOZB, LLC
359 Springfield Ave
Summit , NJ 07901

DI TRUCKING 55 - AY970R
Manifest: 1094

Remarks: Thank you, Drive Safely !!!!

Signature:

Weighmaster: VS - Vincent Sebastiano (32566)

Material	Quantity	Gross	Tare	Net
NJ RES FILL	32.27 tn	92,140	27,600	64,540

EarthEfficient HBR LLC
3189 Belvidere Road
Phillipsburg NJ, 08865

EARTHEFFICIENT
HARMONY
Belvidere Rd

Ticket #: 13826
Date: 09/13/2024 3:17 PM
Phone: (718) 702-3574

Customer: HBR006-24
140-150 Westchester Ave
140-150 Westchester Ave
Port Chester NY, 10573

Generator: Port Chester OZ Fund III QOZB, LLC
359 Springfield Ave

Summit , NJ 07901

DI TRUCKING 30 - AY713E
Manifest: 1096

Remarks: Thank you, Drive Safely !!!!

Signature:

Weighmaster: VS - Vincent Sebastiano (32566)

Material	Quantity	Gross	Tare	Net
NJ RES FILL	32.77 tn	94,060	28,520	65,540

EARTH EFFICIENT HARMONY

#13826

718.702.3574

NON-HAZARDOUS MATERIAL MANIFEST

#1096

GENERATOR

Generator Name: Port Chester OZ Fund III QOZB, LLC

Address: 359 Springfield Ave
Summit, NJ 07901

Phone No. 8 4 5 - 8 6 3 9 5 4 8

Generating Location: 140-150 Westchester Ave

Address: 140-150 Westchester Ave
Port Chester, NY 10573
NYSDEC BCP Site #C360222

Description of Material

N.J.A.C. 7:26D Residential Soil Remediation Standards

Sample / Cell ID: Comp-A3

I hereby certify that the above named material does not contain free liquid as defined by 40 CFR Part 260.10 or any applicable state law, is not a hazardous waste as defined by 40 CFR Part 261 or any applicable state law, has been properly described, classified and packaged, and is in proper condition for transportation according to applicable regulations.

Jon Tangen — Generator Authorized Agent Name

Jon Tangen — Signature

09/13/24 — Shipment Date

TRANSPORTER

Truck No. 30

Transporter Name DE

Address

Phone No.

Driver Name (Print) Paulo Moreira

Vehicle License No./State AX78E

I hereby certify that the above named material was picked up at the generator site listed above.

Paulo — Driver Signature

09/13/24 — Shipment Date

DESTINATION (Please Select One)

EARTH EFFICIENT HARMONY Belvidere Rd ☑

3189 Belvidere Road, Phillipsburg, New Jersey 08865
SESC # 24004 | Mine Reg. # 004885

Approval Code: HBR006-24

Vin S — Name of Authorized Agent

VS — Signature

EARTH EFFICIENT HARMONY Foul Rift ☐

1 Foul Rift Road, Belvidere, New Jersey 07823
SESC # 13035-16055-20012 | Mine Reg. # 004886

Approval Code: HFR012-24

09/13/24 — Receipt Date

White - Destination | Yellow - Transporter | Pink - Generator | Goldenrod - Consultant

EarthEfficient HBR LLC
3189 Belvidere Road
Phillipsburg NJ, 08865

EARTHEFFICIENT
HARMONY
Belvidere Rd

Ticket #: 13827
Date: 09/13/2024 3:24 PM
Phone: (718) 702-3574

Customer: HBR006-24
140-150 Westchester Ave
140-150 Westchester Ave
Port Chester NY, 10573

Generator:Port Chester OZ Fund III QOZB, LLC
359 Springfield Ave

Summit , NJ 07901

DI TRUCKING 05 - AY592M
Manifest: 1095

Remarks: Thank you, Drive Safely !!!!

Signature:

Weighmaster: VS - Vincent Sebastiano (32566)

Material	Quantity	Gross	Tare	Net
NJ RES FILL	31.19 tn	91,420	29,040	62,380



EARTHEFFICIENT HARMONY

#13827

718.702.3574

NON-HAZARDOUS MATERIAL MANIFEST

#1095

GENERATOR

Generator Name: Port Chester OZ Fund III QOZB, LLC

Address: 359 Springfield Ave
Summit, NJ 07901

Phone No. 8 4 5 - 8 6 3 9 5 4 8

Generating Location: 140-150 Westchester Ave

Address: 140-150 Westchester Ave
Port Chester, NY 10573
NYSDEC BCP Site #C360222

Description of Material

N.J.A.C. 7:26D Residential Soil Remediation Standards

Sample / Cell ID: Comp-A3

I hereby certify that the above named material does not contain free liquid as defined by 40 CFR Part 260.10 or any applicable state law, is not a hazardous waste as defined by 40 CFR Part 261 or any applicable state law, has been properly described, classified and packaged, and is in proper condition for transportation according to applicable regulations.

Jon Tanzer — Generator Authorized Agent Name

Signature

09/13/24 — Shipment Date

TRANSPORTER

Truck No. 5

Transporter Name DT

Address

Phone No.

Driver Name (Print)

Vehicle License No./State AX592M

I hereby certify that the above named material was picked up at the generator site listed above.

Driver Signature

09/13/24 — Shipment Date

DESTINATION (Please Select One)

EARTHEFFICIENT HARMONY Belvidere Rd ☒

3189 Belvidere Road, Phillipsburg, New Jersey 08865
SESC # 24004 | Mine Reg. # 004885

Approval Code: HBR006-24

Vin S — Name of Authorized Agent

Signature

EARTHEFFICIENT HARMONY Foul Rift ☐

1 Foul Rift Road, Belvidere, New Jersey 07823
SESC # 13035-16055-20012 | Mine Reg. # 004886

Approval Code: HFR012-24

09/13/24 — Receipt Date

White - Destination **Yellow - Transporter** **Pink - Generator** **Goldenrod - Consultant**

EarthEfficient HBR LLC
3189 Belvidere Road
Phillipsburg NJ, 08865

EARTH
HARMONY
Belvidere Rd

Ticket #: 13828
Date: 09/13/2024 3:27 PM
Phone: (718) 702-3574

Customer: HBR006-24
140-150 Westchester Ave
140-150 Westchester Ave
Port Chester NY, 10573

Generator:Port Chester OZ Fund III QOZB, LLC
359 Springfield Ave

Summit , NJ 07901

DI TRUCKING 28 - AY973B
Manifest: 1097

Remarks: Thank you, Drive Safely !!!!

Signature:

Weighmaster: VS - Vincent Sebastiano (32566)

Material	Quantity	Gross	Tare	Net
NJ RES FILL	33.03 tn	94,740	28,680	66,060

EARTHEFFICIENT HARMONY

#13828

718.702.3574

NON-HAZARDOUS MATERIAL MANIFEST

#1097

GENERATOR

Generator Name: Port Chester OZ Fund III QOZB, LLC

Address: 359 Springfield Ave

Summit, NJ 07901

Phone No. 8 4 5 - 8 6 3 9 5 4 8

Generating Location: 140-150 Westchester Ave

Address: 140-150 Westchester Ave

Port Chester, NY 10573

NYSDEC BCP Site #C360222

Description of Material

N.J.A.C. 7:26D Residential Soil Remediation Standards

Sample / Cell ID: Comp-A3

I hereby certify that the above named material does not contain free liquid as defined by 40 CFR Part 260.10 or any applicable state law, is not a hazardous waste as defined by 40 CFR Part 261 or any applicable state law, has been properly described, classified and packaged, and is in proper condition for transportation according to applicable regulations.

Jon Tanzer — Generator Authorized Agent Name

Jon Tanzer — Signature

09 13 24 — Shipment Date

TRANSPORTER

Truck No. 28

Transporter Name DZ

Address

Phone No.

Driver Name (Print) EMERSON LESSA

Vehicle License No./State AX973B

I hereby certify that the above named material was picked up at the generator site listed above.

Driver Signature

09 13 24 — Shipment Date

DESTINATION (Please Select One)

EARTHEFFICIENT HARMONY Belvidere Rd ☑

3189 Belvidere Road, Phillipsburg, New Jersey 08865
SESC # 24004 | Mine Reg. # 004885

Approval Code: HBR006-24

Vins — Name of Authorized Agent

Signature

EARTHEFFICIENT HARMONY Foul Rift ☐

1 Foul Rift Road, Belvidere, New Jersey 07823
SESC # 13035-16055-20012 | Mine Reg. # 004886

Approval Code: HFR012-24

09 13 24 — Receipt Date

White - Destination | Yellow - Transporter | Pink - Generator | Goldenrod - Consultant

EarthEfficient HBR LLC
3189 Belvidere Road
Phillipsburg NJ, 08865

EARTH
HARMONY
Belvidere Rd

Ticket #: 13830
Date: 09/13/2024 3:42 PM
Phone: (718) 702-3574

Customer: HBR006-24
140-150 Westchester Ave
140-150 Westchester Ave
Port Chester NY, 10573

Generator: Port Chester OZ Fund III QOZB, LLC
359 Springfield Ave

Summit , NJ 07901

DI TRUCKING 53 - AY511R
Manifest: 1098

Remarks: Thank you, Drive Safely !!!!

Signature: VS

Weighmaster: VS - Vincent Sebastiano (32566)

Material	Quantity	Gross	Tare	Net
NJ RES FILL	30.4 tn	88,000	27,200	60,800

EARTH EFFICIENT HARMONY

#13830

718.702.3574

NON-HAZARDOUS MATERIAL MANIFEST

#1098

GENERATOR

Generator Name: Port Chester OZ Fund III QOZB, LLC

Address: 359 Springfield Ave

Summit, NJ 07901

Phone No. 8 4 5 - 8 6 3 9 5 4 8

Generating Location: 140-150 Westchester Ave

Address: 140-150 Westchester Ave

Port Chester, NY 10573

NYSDEC BCP Site #C360222

Description of Material

N.J.A.C. 7:26D Residential Soil Remediation Standards

Sample / Cell ID: Comp-A3

I hereby certify that the above named material does not contain free liquid as defined by 40 CFR Part 260.10 or any applicable state law, is not a hazardous waste as defined by 40 CFR Part 261 or any applicable state law, has been properly described, classified and packaged, and is in proper condition for transportation according to applicable regulations.

Jon Tanzer — Generator Authorized Agent Name

Jon Tanzer — Signature

09/13/24 — Shipment Date

TRANSPORTER

Truck No. 53

Transporter Name DT

Address

Phone No.

Driver Name (Print) EDNA Salvador

Vehicle License No./State AY 511R

I hereby certify that the above named material was picked up at the generator site listed above.

ES — Driver Signature

09/13/24 — Shipment Date

DESTINATION (Please Select One)

EARTH EFFICIENT HARMONY Belvidere Rd ☑

3189 Belvidere Road, Phillipsburg, New Jersey 08865
SESC # 24004 | Mine Reg. # 004885

EARTH EFFICIENT HARMONY Foul Rift ☐

1 Foul Rift Road, Belvidere, New Jersey 07823
SESC # 13035-16055-20012 | Mine Reg. # 004886

Approval Code: HBR006-24

Approval Code: HFR012-24

Vin S — Name of Authorized Agent

VS — Signature

09/13/24 — Receipt Date

White - Destination | Yellow - Transporter | Pink - Generator | Goldenrod - Consultant

EarthEfficient HBR LLC
3189 Belvidere Road
Phillipsburg NJ, 08865

EARTHEFFICIENT
HARMONY
Belvidere Rd

Ticket #: 13831
Date: 09/13/2024 3:44 PM
Phone: (718) 702-3574

Customer: HBR006-24
140-150 Westchester Ave
140-150 Westchester Ave
Port Chester NY, 10573

Generator: Port Chester OZ Fund III QOZB, LLC
359 Springfield Ave

Summit , NJ 07901

DI TRUCKING 02 - AZ286B
Manifest: 1099

Remarks: Thank you, Drive Safely !!!!

Signature

Weighmaster: VS - Vincent Sebastiano (32566)

Material	Quantity	Gross	Tare	Net
NJ RES FILL	31.08 tn	90,660	28,500	62,160

EARTHEFFICIENT HARMONY #13831

718.702.3574

NON-HAZARDOUS MATERIAL MANIFEST #1099

GENERATOR

Generator Name: Port Chester OZ Fund III QOZB, LLC
Address: 359 Springfield Ave
Summit, NJ 07901
Phone No. 8 4 5 - 8 6 3 9 5 4 8

Generating Location: 140-150 Westchester Ave
Address: 140-150 Westchester Ave
Port Chester, NY 10573
NYSDEC BCP Site #C360222

Description of Material

N.J.A.C. 7:26D Residential Soil Remediation Standards

Sample / Cell ID: Comp-A3

I hereby certify that the above named material does not contain free liquid as defined by 40 CFR Part 260.10 or any applicable state law, is not a hazardous waste as defined by 40 CFR Part 261 or any applicable state law, has been properly described, classified and packaged, and is in proper condition for transportation according to applicable regulations.

Jon Tanzer — Generator Authorized Agent Name
for Tanzer — Signature
09 13 24 — Shipment Date

TRANSPORTER

Truck No. 2
Transporter Name PZ
Address

Phone No.
Driver Name (Print) Jadira Castaneda
Vehicle License No./State AZ 286B

I hereby certify that the above named material was picked up at the generator site listed above.

Driver Signature
09 13 24 — Shipment Date

DESTINATION (Please Select One)

EARTHEFFICIENT HARMONY Belvidere Rd ☑
3189 Belvidere Road, Phillipsburg, New Jersey 08865
SESC # 24004 | Mine Reg. # 004885

Approval Code: HBR006-24
Vin S — Name of Authorized Agent
VS — Signature

EARTHEFFICIENT HARMONY Foul Rift ☐
1 Foul Rift Road, Belvidere, New Jersey 07823
SESC # 13035-16055-20012 | Mine Reg. # 004886

Approval Code: HFR012-24
09 13 24 — Receipt Date

White - Destination **Yellow - Transporter** **Pink - Generator** **Goldenrod - Consultant**

EarthEfficient HBR LLC
3189 Belvidere Road
Phillipsburg NJ, 08865

EARTH EFFICIENT
HARMONY
Belvidere Rd

Ticket #: 13832
Date: 09/13/2024 3:47 PM
Phone: (718) 702-3574

Customer: HBR006-24
140-150 Westchester Ave
140-150 Westchester Ave
Port Chester NY, 10573

Generator: Port Chester OZ Fund III QOZB, LLC
359 Springfield Ave

Summit , NJ 07901

DI TRUCKING 44 - AZ202C-NJ
Manifest: 1100

Remarks: Thank you, Drive Safely !!!!

Signature:

Weighmaster: VS - Vincent Sebastiano (32566)

Material	Quantity	Gross	Tare	Net
NJ RES FILL	31.71 tn	91,660	28,240	63,420

EARTH EFFICIENT HARMONY

#13832

718.702.3574

NON-HAZARDOUS MATERIAL MANIFEST

#1100

GENERATOR

Generator Name: Port Chester OZ Fund III QOZB, LLC
Address: 359 Springfield Ave
Summit, NJ 07901
Phone No. 845-8639548

Generating Location: 140-150 Westchester Ave
Address: 140-150 Westchester Ave
Port Chester, NY 10573
NYSDEC BCP Site #C360222

Description of Material

N.J.A.C. 7:26D Residential Soil Remediation Standards

Sample / Cell ID: ~~Comp-A3~~ Comp-A2

I hereby certify that the above named material does not contain free liquid as defined by 40 CFR Part 260.10 or any applicable state law, is not a hazardous waste as defined by 40 CFR Part 261 or any applicable state law, has been properly described, classified and packaged, and is in proper condition for transportation according to applicable regulations.

Jon Tanger — Generator Authorized Agent Name
Jon Tanger — Signature
09/13/24 — Shipment Date

TRANSPORTER

Truck No. 44
Transporter Name DI
Address

Phone No.
Driver Name (Print) SIDNEY JENSEN
Vehicle License No./State AZ 202C

I hereby certify that the above named material was picked up at the generator site listed above.

Driver Signature
09/13/24 — Shipment Date

DESTINATION (Please Select One)

EARTH EFFICIENT HARMONY Belvidere Rd ☒

3189 Belvidere Road, Phillipsburg, New Jersey 08865
SESC # 24004 | Mine Reg. # 004885

Approval Code: HBR006-24

EARTH EFFICIENT HARMONY Foul Rift ☐

1 Foul Rift Road, Belvidere, New Jersey 07823
SESC # 13035-16055-20012 | Mine Reg. # 004886

Approval Code: HFR012-24

Vin S — Name of Authorized Agent
VS — Signature
09/13/24 — Receipt Date

White - Destination | Yellow - Transporter | Pink - Generator | Goldenrod - Consultant

EarthEfficient HBR LLC
3189 Belvidere Road
Phillipsburg NJ, 08865

EARTHEFFICIENT
HARMONY
Belvidere Rd

Ticket #: 13834
Date: 09/13/2024 3:54 PM
Phone: (718) 702-3574

Customer: HBR006-24
140-150 Westchester Ave
140-150 Westchester Ave
Port Chester NY, 10573

Generator: Port Chester OZ Fund III QOZB, LLC
359 Springfield Ave

Summit , NJ 07901

DI TRUCKING 46 - AW408E
Manifest: 1101

Remarks: Thank you, Drive Safely !!!!

Signature:

Weighmaster: VS - Vincent Sebastiano (32566)

Material	Quantity	Gross	Tare	Net
NJ RES FILL	33.06 tn	95,200	29,080	66,120

EARTH EFFICIENT HARMONY

#13834

718.702.3574

NON-HAZARDOUS MATERIAL MANIFEST

#1101

GENERATOR

Generator Name: Port Chester OZ Fund III QOZB, LLC

Address: 359 Springfield Ave

Summit, NJ 07901

Phone No. 8 4 5 - 8 6 3 9 5 4 8

Generating Location: 140-150 Westchester Ave

Address: 140-150 Westchester Ave

Port Chester, NY 10573

NYSDEC BCP Site #C360222

Description of Material

N.J.A.C. 7:26D Residential Soil Remediation Standards

Sample / Cell ID: Comp-A3 Comp-A2

I hereby certify that the above named material does not contain free liquid as defined by 40 CFR Part 260.10 or any applicable state law, is not a hazardous waste as defined by 40 CFR Part 261 or any applicable state law, has been properly described, classified and packaged, and is in proper condition for transportation according to applicable regulations.

Jon Tangen — Generator Authorized Agent Name

for Tangen — Signature

09/13/24 — Shipment Date

TRANSPORTER

Truck No. 46

Transporter Name DI

Address

Phone No.

Driver Name (Print) NILTON JENSEN

Vehicle License No./State AW408E

I hereby certify that the above named material was picked up at the generator site listed above.

Driver Signature

09/13/24 — Shipment Date

DESTINATION (Please Select One)

EARTH EFFICIENT HARMONY Belvidere Rd ☑

3189 Belvidere Road, Phillipsburg, New Jersey 08865
SESC # 24004 | Mine Reg. # 004885

Approval Code: HBR006-24

Vin S — Name of Authorized Agent

VS — Signature

EARTH EFFICIENT HARMONY Foul Rift ☐

1 Foul Rift Road, Belvidere, New Jersey 07823
SESC # 13035-16055-20012 | Mine Reg. # 004886

Approval Code: HFR012-24

09/13/24 — Receipt Date

White - Destination | Yellow - Transporter | Pink - Generator | Goldenrod - Consultant

EarthEfficient HBR LLC
3189 Belvidere Road
Phillipsburg NJ, 08865

EARTHEFFICIENT
HARMONY
Belvidere Rd

Ticket #: 13841
Date: 09/13/2024 4:22 PM
Phone: (718) 702-3574

Customer: HBR006-24
140-150 Westchester Ave
140-150 Westchester Ave
Port Chester NY, 10573

Generator: Port Chester OZ Fund III QOZB, LLC
359 Springfield Ave

Summit , NJ 07901

DI TRUCKING 22 - AX121P
Manifest: 1102

Remarks: Thank you, Drive Safely !!!!

Signature:

Weighmaster: VS - Vincent Sebastiano (32566)

Material	Quantity	Gross	Tare	Net
NJ RES FILL	33.09 tn	94,780	28,600	66,180



EARTH EFFICIENT HARMONY

#F13841

718.702.3574

NON-HAZARDOUS MATERIAL MANIFEST

#1102

GENERATOR

Generator Name: Port Chester OZ Fund III QOZB, LLC
Address: 359 Springfield Ave
Summit, NJ 07901
Phone No. 8 4 5 - 8 6 3 9 5 4 8

Generating Location: 140-150 Westchester Ave
Address: 140-150 Westchester Ave
Port Chester, NY 10573
NYSDEC BCP Site #C360222

Description of Material

N.J.A.C. 7:26D Residential Soil Remediation Standards

Sample / Cell ID: Comp-A3
Comp-A2

I hereby certify that the above named material does not contain free liquid as defined by 40 CFR Part 260.10 or any applicable state law, is not a hazardous waste as defined by 40 CFR Part 261 or any applicable state law, has been properly described, classified and packaged, and is in proper condition for transportation according to applicable regulations.

Jon Tanger — Generator Authorized Agent Name
Signature
09/13/24 — Shipment Date

TRANSPORTER

Truck No. 22
Transporter Name DZ
Address

Phone No.
Driver Name (Print) CLAUDIO LOPES
Vehicle License No./State AX12IP

I hereby certify that the above named material was picked up at the generator site listed above.

Driver Signature
09/13/24 — Shipment Date

DESTINATION (Please Select One)

EARTH EFFICIENT HARMONY Belvidere Rd ☑

3189 Belvidere Road, Phillipsburg, New Jersey 08865
SESC # 24004 | Mine Reg. # 004885

Approval Code: HBR006-24

Vin S — Name of Authorized Agent
Signature

EARTH EFFICIENT HARMONY Foul Rift ☐

1 Foul Rift Road, Belvidere, New Jersey 07823
SESC # 13035-16055-20012 | Mine Reg. # 004886

Approval Code: HFR012-24

09/13/24 — Receipt Date

White - Destination | Yellow - Transporter | Pink - Generator | Goldenrod - Consultant

EarthEfficient HBR LLC
3189 Belvidere Road
Phillipsburg NJ, 08865

EARTHEFFICIENT
HARMONY
Belvidere Rd

Ticket #: 13844
Date: 09/13/2024 4:31 PM
Phone: (718) 702-3574

Customer: HBR006-24
140-150 Westchester Ave
140-150 Westchester Ave
Port Chester NY, 10573

Generator: Port Chester OZ Fund III QOZB, LLC
359 Springfield Ave

Summit , NJ 07901

DI TRUCKING 37 - AY816Z
Manifest: 1104

Remarks: Thank you, Drive Safely !!!!

Signature:

Weighmaster: VS - Vincent Sebastiano (32566)

Material	Quantity	Gross	Tare	Net
NJ RES FILL	31.01 tn	91,820	29,800	62,020

EARTHEFFICIENT HARMONY

#13844

718.702.3574

NON-HAZARDOUS MATERIAL MANIFEST

#1104

GENERATOR

Generator Name: Port Chester OZ Fund III QOZB, LLC
Address: 359 Springfield Ave
Summit, NJ 07901
Phone No. 845-8639548

Generating Location: 140-150 Westchester Ave
Address: 140-150 Westchester Ave
Port Chester, NY 10573
NYSDEC BCP Site #C360222

Description of Material

N.J.A.C. 7:26D Residential Soil Remediation Standards

Sample / Cell ID: Comp-A2

I hereby certify that the above named material does not contain free liquid as defined by 40 CFR Part 260.10 or any applicable state law, is not a hazardous waste as defined by 40 CFR Part 261 or any applicable state law, has been properly described, classified and packaged, and is in proper condition for transportation according to applicable regulations.

Jon Tangen — Generator Authorized Agent Name
Jm Tangen — Signature
09/13/24 — Shipment Date

TRANSPORTER

Truck No. 37
Transporter Name DE
Address

Phone No.
Driver Name (Print) J. Wilson
Vehicle License No./State AY 816Z

I hereby certify that the above named material was picked up at the generator site listed above.

Driver Signature
09/13/24 — Shipment Date

DESTINATION (Please Select One)

EARTHEFFICIENT HARMONY Belvidere Rd ☑

3189 Belvidere Road, Phillipsburg, New Jersey 08865
SESC # 24004 | Mine Reg. # 004885

EARTHEFFICIENT HARMONY Foul Rift ☐

1 Foul Rift Road, Belvidere, New Jersey 07823
SESC # 13035-16055-20012 | Mine Reg. # 004886

Approval Code: HBR006-24

Vin S — Name of Authorized Agent
VS — Signature
09/13/24 — Receipt Date

White - Destination **Yellow - Transporter** **Pink - Generator** **Goldenrod - Consultant**

EARTH EFFICIENT HARMONY

#13845

718.702.3574

NON-HAZARDOUS MATERIAL MANIFEST

#1103

GENERATOR

Generator Name: Port Chester OZ Fund III QOZB, LLC

Address: 359 Springfield Ave
Summit, NJ 07901

Phone No. 8 4 5 - 8 6 3 9 5 4 8

Generating Location: 140-150 Westchester Ave

Address: 140-150 Westchester Ave
Port Chester, NY 10573
NYSDEC BCP Site #C360222

Description of Material

N.J.A.C. 7:26D Residential Soil Remediation Standards

Sample / Cell ID: Comp-A2

I hereby certify that the above named material does not contain free liquid as defined by 40 CFR Part 260.10 or any applicable state law, is not a hazardous waste as defined by 40 CFR Part 261 or any applicable state law, has been properly described, classified and packaged, and is in proper condition for transportation according to applicable regulations.

Jon Tangen — Generator Authorized Agent Name

Jon Tangen — Signature

09 13 24 — Shipment Date

TRANSPORTER

Truck No. 24

Transporter Name PE

Address

Phone No.

Driver Name (Print) ANTONIO FALVA

Vehicle License No./State AX 402W

I hereby certify that the above named material was picked up at the generator site listed above.

Driver Signature

09 13 24 — Shipment Date

DESTINATION (Please Select One)

EARTH EFFICIENT HARMONY Belvidere Rd — ☑

3189 Belvidere Road, Phillipsburg, New Jersey 08865
SESC # 24004 | Mine Reg. # 004885

Approval Code: HBR006-24

Vin S — Name of Authorized Agent

VS — Signature

EARTH EFFICIENT HARMONY Foul Rift — ☐

1 Foul Rift Road, Belvidere, New Jersey 07823
SESC # 13035-16055-20012 | Mine Reg. # 004886

Approval Code: HFR012-24

09 13 24 — Receipt Date

White - Destination | Yellow - Transporter | Pink - Generator | Goldenrod - Consultant

EarthEfficient HBR LLC
3189 Belvidere Road
Phillipsburg NJ, 08865

EARTH HARMONY Belvidere Rd

Ticket #: 13953
Date: 09/13/2024 4:33 PM
Phone: (718) 702-3574

Customer: HBR006-24
140-150 Westchester Ave
140-150 Westchester Ave
Port Chester NY, 10573

Generator: Port Chester OZ Fund III QOZB, LLC
359 Springfield Ave

Summit , NJ 07901

DI TRUCKING 24 - AX402W
Manifest: 1103

Remarks: Thank you, Drive Safely !!!!

Signature:

Weighmaster: VS - Vincent Sebastiano (32566)

Material	Quantity	Gross	Tare	Net
NJ RES FILL	31.34 tn	91,420	28,740	62,680

EarthEfficient HBR LLC
3189 Belvidere Road
Phillipsburg NJ, 08865

EARTH HARMONY Belvidere Rd

Ticket #: 14676
Date: 09/30/2024 10:19 AM
Phone: (718) 702-3574

Customer: HBR006-24
140-150 Westchester Ave
140-150 Westchester Ave
Port Chester NY, 10573

Generator: Port Chester OZ Fund III QOZB, LLC
359 Springfield Ave

Summit , NJ 07901

DI TRUCKING 55 - AY970R
Manifest: 4501337

Remarks: Thank you, Drive Safely !!!!

Signature:

Weighmaster: VS - Vincent Sebastiano (32566)

Material	Quantity	Gross	Tare	Net
NJ RES FILL	34.2 tn	96,000	27,600	68,400

#14676

EARTH EFFICIENT HARMONY

718.702.3574

NON-HAZARDOUS MATERIAL MANIFEST

#450137

GENERATOR

Generator Name: Port Chester UZ Fund III QOZB, LLC Generating Location: 140-150 Westchester Ave

Address: 359 Springfield Ave Address: 140-150 Westchester Ave

Summit, NJ 07901 Portchester NY 10573

Phone No. [ ][ ][ ]-[ ][ ][ ][ ][ ][ ][ ] NYSDEC BCP #C360222

Description of Material

N.J.A.C. 7:26D Residential Soil Remediation Standards

Sample / Cell ID: Comp-A'

I hereby certify that the above named material does not contain free liquid as defined by 40 CFR Part 260.10 or any applicable state law, is not a hazardous waste as defined by 40 CFR Part 261 or any applicable state law, has been properly described, classified and packaged, and is in proper condition for transportation according to applicable regulations.

Jon Tungus Jon Tungus 09/30/24

Generator Authorized Agent Name Signature Shipment Date

TRANSPORTER

Truck No. 55 Phone No.

Transporter Name DI Driver Name (Print)

Address Vehicle License No./State AY 970K2

I hereby certify that the above named material was picked up at the generator site listed above.

Driver Signature 09/30/24

Driver Signature Shipment Date

DESTINATION (Please Select One)

EARTH EFFICIENT HARMONY Belvidere Rd ☒

3189 Belvidere Road, Phillipsburg, New Jersey 08865
SESC # 20039 | Mine Reg. # 004885

EARTH EFFICIENT HARMONY Foul Rift ☐

1 Foul Rift Road, Belvidere, New Jersey 07823
SESC # 13035-16055-20012 | Mine Reg. # 004886

Approval Code: HBR000-24 **Approval Code:**

Vins VS 09/30/24

Name of Authorized Agent Signature Receipt Date

White - Destination Yellow - Transporter Pink - Generator Goldenrod - Consultant

EarthEfficient HBR LLC
3189 Belvidere Road
Phillipsburg NJ, 08865

EARTH HARMONY Belvidere Rd

Ticket #: 14679
Date: 09/30/2024 10:27 AM
Phone: (718) 702-3574

Customer: HBR006-24
140-150 Westchester Ave
140-150 Westchester Ave
Port Chester NY, 10573

Generator: Port Chester OZ Fund III QOZB, LLC
359 Springfield Ave

Summit , NJ 07901

DI TRUCKING 28 - AY973B
Manifest: 450138

Remarks: Thank you, Drive Safely !!!!

Signature:

Weighmaster: VS - Vincent Sebastiano (32566)

Material	Quantity	Gross	Tare	Net
NJ RES FILL	33.81 tn	96,300	28,680	67,620

#14679

EARTH EFFICIENT HARMONY

718.702.3574

NON-HAZARDOUS MATERIAL MANIFEST

#450138

GENERATOR

Generator Name: Port Chester OZ Fund III QOZB, LLC

Generating Location: 140-150 Westchester Ave

Address: 359 Spring Field Ave
Summit, NJ 07901

Address: 140-150 Westchester Ave
Port Chester, NY 10573

Phone No. [ ][ ][ ]-[ ][ ][ ][ ][ ][ ][ ]

NYSDEC BCP #C360222

Description of Material

N.J.A.C. 7:26D Residential Soil Remediation Standards

Sample / Cell ID: COMP-A1

I hereby certify that the above named material does not contain free liquid as defined by 40 CFR Part 260.10 or any applicable state law, is not a hazardous waste as defined by 40 CFR Part 261 or any applicable state law, has been properly described, classified and packaged, and is in proper condition for transportation according to applicable regulations.

Jon Tanger — Generator Authorized Agent Name

Jon Tanger — Signature

09/30/24 — Shipment Date

TRANSPORTER

Truck No. 28

Phone No.

Transporter Name D1

Driver Name (Print) EMERSON LESSA

Address

Vehicle License No./State AY973B

I hereby certify that the above named material was picked up at the generator site listed above.

Driver Signature

09/30/24 — Shipment Date

DESTINATION (Please Select One)

EARTH EFFICIENT HARMONY Belvidere Rd — ☒

3189 Belvidere Road, Phillipsburg, New Jersey 08865
SESC # 20039 | Mine Reg. # 004885

Approval Code: BR 000-24

Vins — Name of Authorized Agent

Signature

EARTH EFFICIENT HARMONY Foul Rift — ☐

1 Foul Rift Road, Belvidere, New Jersey 07823
SESC # 13035-16055-20012 | Mine Reg. # 004886

Approval Code:

09/30/24 — Receipt Date

White - Destination | Yellow - Transporter | Pink - Generator | Goldenrod - Consultant

EarthEfficient HBR LLC
3189 Belvidere Road
Phillipsburg NJ, 08865

EARTH HARMONY Belvidere Rd

Ticket #: 14685
Date: 09/30/2024 10:43 AM
Phone: (718) 702-3574

Customer: HBR006-24
140-150 Westchester Ave
140-150 Westchester Ave
Port Chester NY, 10573

Generator: Port Chester OZ Fund III QOZB, LLC
359 Springfield Ave

Summit , NJ 07901

DI TRUCKING 42 - AZ284B
Manifest: 450140

Remarks: Thank you, Drive Safely !!!!

Signature:

Weighmaster: VS - Vincent Sebastiano (32566)

Material	Quantity	Gross	Tare	Net
NJ RES FILL	36.58 tn	101,840	28,680	73,160

#14685

EARTH EFFICIENT HARMONY

718.702.3574

NON-HAZARDOUS MATERIAL MANIFEST

#450140

GENERATOR

Generator Name Port Chester 07 Fund III GOZB, LLC Generating Location 140-150 Westchester Ave

Address 359 Springfield Ave
Summit, NJ 07901

Address 140-150 Westchester Ave
Port Chester, NY 10573

Phone No. [ ][ ][ ]-[ ][ ][ ][ ][ ][ ][ ]

NYS DEC BCP site # C360222

Description of Material

N.J.A.C. 7:26D Residential Soil Remediation Standards

Sample / Cell ID: COMP-A2

I hereby certify that the above named material does not contain free liquid as defined by 40 CFR Part 260.10 or any applicable state law, is not a hazardous waste as defined by 40 CFR Part 261 or any applicable state law, has been properly described, classified and packaged, and is in proper condition for transportation according to applicable regulations.

Jon Tangen — Generator Authorized Agent Name

Jon Tangen — Signature

09 30 24 — Shipment Date

TRANSPORTER

Truck No. 42

Phone No.

Transporter Name D1

Driver Name (Print) PABLO

Address

Vehicle License No./State 43 32413

I hereby certify that the above named material was picked up at the generator site listed above.

PABLO — Driver Signature

09 30 24 — Shipment Date

DESTINATION (Please Select One)

EARTH EFFICIENT HARMONY Belvidere Rd ☑

3189 Belvidere Road, Phillipsburg, New Jersey 08865
SESC # 20039 | Mine Reg. # 004885

EARTH EFFICIENT HARMONY Foul Rift ☐

1 Foul Rift Road, Belvidere, New Jersey 07823
SESC # 13035-16055-20012 | Mine Reg. # 004886

Approval Code: HBR 006-24

Approval Code:

Vihs — Name of Authorized Agent

VS — Signature

09 30 24 — Receipt Date

White - Destination | Yellow - Transporter | Pink - Generator | Goldenrod - Consultant

EarthEfficient HBR LLC
3189 Belvidere Road
Phillipsburg NJ, 08865

EARTH HARMONY Belvidere Rd

Ticket #: 14686
Date: 09/30/2024 10:46 AM
Phone: (718) 702-3574

Customer: HBR006-24
140-150 Westchester Ave
140-150 Westchester Ave
Port Chester NY, 10573

Generator: Port Chester OZ Fund III QOZB, LLC
359 Springfield Ave

Summit , NJ 07901

DI TRUCKING 36 - DI 36 (AY585R-NJ)
Manifest: 450139

Remarks: Thank you, Drive Safely !!!!

Signature:

Weighmaster: VS - Vincent Sebastiano (32566)

Material	Quantity	Gross	Tare	Net
NJ RES FILL	34 tn	96,760	28,760	68,000

#14686

EARTH EFFICIENT HARMONY

718.702.3574

NON-HAZARDOUS MATERIAL MANIFEST

#450139

GENERATOR

Generator Name Port Chester 02 Fund III 0028, LLC Generating Location 140 150 West Chester Ave

Address 359 Springfield Ave

Summit, NJ 07901

Address 140 150 West Chester Ave

Port Chester, NY 10573

Phone No. [ ][ ][ ]-[ ][ ][ ][ ][ ][ ][ ]

NYS DEC BCP site #C360222

Description of Material

N.J.A.C. 7:26D Residential Soil Remediation Standards

Sample / Cell ID: COMP A2

I hereby certify that the above named material does not contain free liquid as defined by 40 CFR Part 260.10 or any applicable state law, is not a hazardous waste as defined by 40 CFR Part 261 or any applicable state law, has been properly described, classified and packaged, and is in proper condition for transportation according to applicable regulations.

Jon Tanzer — Generator Authorized Agent Name

Jon Tanzer — Signature

09 30 24 — Shipment Date

TRANSPORTER

Truck No. 30

Phone No.

Transporter Name DI

Driver Name (Print) Wolney Oliveira

Address

Vehicle License No./State TY 53JK

I hereby certify that the above named material was picked up at the generator site listed above.

Driver Signature — 09 30 24 — Shipment Date

DESTINATION (Please Select One)

EARTH EFFICIENT HARMONY Belvidere Rd ☒

3189 Belvidere Road, Phillipsburg, New Jersey 08865
SESC # 20039 | Mine Reg. # 004885

Approval Code: HBR 006 · 24

Vic S — Name of Authorized Agent

VS — Signature

EARTH EFFICIENT HARMONY Foul Rift ☐

1 Foul Rift Road, Belvidere, New Jersey 07823
SESC # 13035-16055-20012 | Mine Reg. # 004886

Approval Code:

09 30 24 — Receipt Date

White - Destination | Yellow - Transporter | Pink - Generator | Goldenrod - Consultant

EarthEfficient HBR LLC
3189 Belvidere Road
Phillipsburg NJ, 08865

EARTH HARMONY Belvidere Rd

Ticket #: 14689
Date: 09/30/2024 10:54 AM
Phone: (718) 702-3574

Customer: HBR006-24
140-150 Westchester Ave
140-150 Westchester Ave
Port Chester NY, 10573

Generator: Port Chester OZ Fund III QOZB, LLC
359 Springfield Ave

Summit , NJ 07901

DI TRUCKING 37 - AY816Z
Manifest: 450141

Remarks: Thank you, Drive Safely !!!!

Signature:

Weighmaster: VS - Vincent Sebastiano (32566)

Material	Quantity	Gross	Tare	Net
NJ RES FILL	32.93 tn	95,660	29,800	65,860

#14689

EARTH EFFICIENT HARMONY

718.702.3574

NON-HAZARDOUS MATERIAL MANIFEST

#450141

GENERATOR

Generator Name Port Chester OZ Fund III QOZB, LLC

Generating Location 140-150 Westchester Ave

Address 359 Springfield Ave
Summit, NJ 07901

Address 140-150 Westchester Ave
Port Chester, NY 10573
NYS DEC BCP site #C360222

Phone No. ☐☐☐-☐☐☐☐☐☐☐

Description of Material

N.J.A.C. 7:26D Residential Soil Remediation Standards

Sample / Cell ID: comp-A2

I hereby certify that the above named material does not contain free liquid as defined by 40 CFR Part 260.10 or any applicable state law, is not a hazardous waste as defined by 40 CFR Part 261 or any applicable state law, has been properly described, classified and packaged, and is in proper condition for transportation according to applicable regulations.

Jon Tangen — Generator Authorized Agent Name

Jon Tangen — Signature

09 30 24 — Shipment Date

TRANSPORTER

Truck No. 37

Phone No.

Transporter Name DI

Driver Name (Print) J Wilcox

Address

Vehicle License No./State AY 8162

I hereby certify that the above named material was picked up at the generator site listed above.

Driver Signature

09 30 24 — Shipment Date

DESTINATION (Please Select One)

EARTH EFFICIENT HARMONY Belvidere Rd ☒

3189 Belvidere Road, Phillipsburg, New Jersey 08865
SESC # 20039 | Mine Reg. # 004885

Approval Code: HBR 000-24

EARTH EFFICIENT HARMONY Foul Rift ☐

1 Foul Rift Road, Belvidere, New Jersey 07823
SESC # 13035-16055-20012 | Mine Reg. # 004886

Approval Code:

Vins — Name of Authorized Agent

VS — Signature

093024 — Receipt Date

White - Destination **Yellow - Transporter** **Pink - Generator** **Goldenrod - Consultant**

EarthEfficient HBR LLC
3189 Belvidere Road
Phillipsburg NJ, 08865

EARTH
HARMONY
Belvidere Rd

Ticket #: 14690
Date: 09/30/2024 10:59 AM
Phone: (718) 702-3574

Customer: HBR006-24
140-150 Westchester Ave
140-150 Westchester Ave
Port Chester NY, 10573

Generator: Port Chester OZ Fund III QOZB, LLC
359 Springfield Ave
Summit , NJ 07901

DI TRUCKING 38 - AY817Z
Manifest: 450142

Remarks: Thank you, Drive Safely !!!!

Signature:

Weighmaster: VS - Vincent Sebastiano (32566)

Material	Quantity	Gross	Tare	Net
NJ RES FILL	32.5 tn	93,780	28,780	65,000

#14690

EARTHEFFICIENT HARMONY

718.702.3574

NON-HAZARDOUS MATERIAL MANIFEST

#450142

GENERATOR

Generator Name: Port Chester OZ Fund III OZB LLC

Address: 359 spring field Ave
Summit, NJ 07901

Phone No.: [ ][ ][ ]-[ ][ ][ ][ ][ ][ ][ ]

Generating Location: 140-150 Westchester Ave

Address: 140-150 Westchester Ave
Port Chester, NY 10573
NYS DEC BCP site #C360222

Description of Material

N.J.A.C. 7:26D Residential Soil Remediation Standards

Sample / Cell ID: COMP-A1, COMP-A2

I hereby certify that the above named material does not contain free liquid as defined by 40 CFR Part 260.10 or any applicable state law, is not a hazardous waste as defined by 40 CFR Part 261 or any applicable state law, has been properly described, classified and packaged, and is in proper condition for transportation according to applicable regulations.

Jon Tanger — Generator Authorized Agent Name

Jon Tanger — Signature

09/30/24 — Shipment Date

TRANSPORTER

Truck No.: 38

Transporter Name: DI

Address:

Phone No.:

Driver Name (Print): JAIN DA SILVA

Vehicle License No./State: AY8172

I hereby certify that the above named material was picked up at the generator site listed above.

Driver Signature

09/30/24 — Shipment Date

DESTINATION (Please Select One)

EARTHEFFICIENT HARMONY Belvidere Rd ☒

3189 Belvidere Road, Phillipsburg, New Jersey 08865
SESC # 20039 | Mine Reg. # 004885

Approval Code: HBR 000-24

EARTHEFFICIENT HARMONY Foul Rift ☐

1 Foul Rift Road, Belvidere, New Jersey 07823
SESC # 13035-16055-20012 | Mine Reg. # 004886

Approval Code:

Vins — Name of Authorized Agent

Signature

093024 — Receipt Date

White - Destination | Yellow - Transporter | Pink - Generator | Goldenrod - Consultant

EarthEfficient HBR LLC
3189 Belvidere Road
Phillipsburg NJ, 08865

EARTH EFFICIENT
HARMONY
Belvidere Rd

Ticket #: 14694
Date: 09/30/2024 11:32 AM
Phone: (718) 702-3574

Customer: HBR006-24
140-150 Westchester Ave
140-150 Westchester Ave
Port Chester NY, 10573

Generator: Port Chester OZ Fund III QOZB, LLC
359 Springfield Ave

Summit , NJ 07901

DI TRUCKING 29 - AY988C
Manifest: 450143

Remarks: Thank you, Drive Safely !!!!

Signature: Lia Oliveira

Weighmaster: VS - Vincent Sebastiano (32566)

Material	Quantity	Gross	Tare	Net
NJ RES FILL	33.62 tn	96,080	28,840	67,240

#14694

EARTH EFFICIENT HARMONY

718.702.3574

NON-HAZARDOUS MATERIAL MANIFEST

#450143

GENERATOR

Generator Name Portchester OZ Fund III QOZB, LLC Generating Location 140-150 Westchester Ave

Address 359 Springfield Ave

Summit, NJ 07901

Address 140-150 Westchester Ave

Port Chester, NY 10573

NYS DEC BCP #C360222

Phone No. ☐☐☐-☐☐☐☐☐☐☐

Description of Material

N.J.A.C. 7:26D Residential Soil Remediation Standards

Sample / Cell ID: COMP-A1, COMP-A2

I hereby certify that the above named material does not contain free liquid as defined by 40 CFR Part 260.10 or any applicable state law, is not a hazardous waste as defined by 40 CFR Part 261 or any applicable state law, has been properly described, classified and packaged, and is in proper condition for transportation according to applicable regulations.

Jon Tangen — Generator Authorized Agent Name

Jon Tangen — Signature

09/30/24 — Shipment Date

TRANSPORTER

Truck No. 29

Phone No.

Transporter Name D1

Driver Name (Print) Luis Oliveira

Address

Vehicle License No./State AY988C

I hereby certify that the above named material was picked up at the generator site listed above.

Luis Oliveira — Driver Signature

09/30/24 — Shipment Date

DESTINATION (Please Select One)

EARTH EFFICIENT HARMONY Belvidere Rd ☒

3189 Belvidere Road, Phillipsburg, New Jersey 08865
SESC # 20039 | Mine Reg. # 004885

Approval Code: HBR 006-24

EARTH EFFICIENT HARMONY Foul Rift ☐

1 Foul Rift Road, Belvidere, New Jersey 07823
SESC # 13035-16055-20012 | Mine Reg. # 004886

Approval Code:

Vins — Name of Authorized Agent

Signature

09/30/24 — Receipt Date

White - Destination **Yellow - Transporter** **Pink - Generator** **Goldenrod - Consultant**

EarthEfficient MSM LLC
1080 Sand Hill Rd
E.Stroudsburg PA, 18324

EARTHEFFICIENT MSM

Ticket #: 6458
Date: 09/30/2024 11:51 AM
Phone: (516) 788-0083

Customer: MSM008-24
140-150 Westchester Ave
140-150 Westchester Ave
Port Chester NY, 10573

Generator: PACF
Port Chester OZ Fund III QOZB,LLC
359 Springfield Ave

Summit , NJ 07901

DI TRUCKING 35 - DI TRUCKING 35 (AY863M-NJ)
Manifest: 1011

Remarks: Thank you, Drive Safely !!!!

Signature:

Weighmaster: TG - Thomas Galarza (PA LIC# 92161)

Material	Quantity	Gross	Tare	Net
PACF	32.9 tn	94,580	28,780	65,800





EARTH EFFICIENT
MSM

#6458

1080 Sand Hill Road, East Stroudsburg, PA 18302
NPDES Permit #: PAD450083

NON-HAZARDOUS MATERIAL MANIFEST

#1011

GENERATOR

Generator Name: Port Chester OZ Fund III QOZB, LLC
Address: 359 Springfield Ave
Summit, NJ 07901
Phone No. 845-8639548

Generating Location: 140-150 Westchester Ave
Address: 140-150 Westchester Ave
Port Chester, NY 10573
NYSDEC BCP Site #C360222

Description of Material

PA Clean Fill (PACF)
Approval Code: MSM008-24
Cell / Sample ID: COMP-P1

I hereby certify that the above named material does not contain free liquid as defined by 40 CFR Part 260.10 or any applicable state law, is not a hazardous waste as defined by 40 CFR Part 261 or any applicable state law, has been properly described, classified and packaged, and is in proper condition for transportation according to applicable regulations.

Jon Tanger — Generator Authorized Agent Name
Jon Tanger — Signature
09 30 24 — Shipment Date

TRANSPORTER

Truck No. 35
Transporter Name DI
Address

Phone No.
Driver Name (Print) Paulo H Galiano
Vehicle License No./State AY86-3M

I hereby certify that the above named material was picked up at the generator site listed above.

Paulo H Galiano — Driver Signature
09 30 24 — Shipment Date

DESTINATION

Site Name: EE MSM
Phone No. 516-7880083
Address: 1080 Sand Hill Road, East Stroudsburg, PA 18302

I hereby certify that the above named material has been accepted and to the best of my knowledge the foregoing is true and accurate.

TOM. G — Name of Authorized Agent
Signature
093024 — Receipt Date

White - Destination Yellow - Transporter Pink - Generator Goldenrod - Consultant

EarthEfficient MSM LLC
1080 Sand Hill Rd
E.Stroudsburg PA, 18324

Ticket #: 6459
Date: 09/30/2024 11:52 AM
Phone: (516) 788-0083

Customer: MSM008-24
140-150 Westchester Ave
140-150 Westchester Ave
Port Chester NY, 10573

Generator: PACF
Port Chester OZ Fund III QOZB,LLC
359 Springfield Ave

Summit , NJ 07901

DI TRUCKING 52 - DI TRUCKING 52 (AY510R-NJ)
Manifest: 1013

Remarks: Thank you, Drive Safely !!!!

Signature:

Weighmaster: TG - Thomas Galarza (PA LIC# 92161)

Material	Quantity	Gross	Tare	Net
PACF	31.26 tn	90,940	28,420	62,520





EARTH EFFICIENT
MSM

#6459
6459

1080 Sand Hill Road, East Stroudsburg, PA 18302
NPDES Permit #: PAD450083

NON-HAZARDOUS MATERIAL MANIFEST

#1013

GENERATOR

Generator Name: Port Chester OZ Fund III QOZB, LLC
Address: 359 Springfield Ave
Summit, NJ 07901
Phone No. 845-8639548

Generating Location: 140-150 Westchester Ave
Address: 140-150 Westchester Ave
Port Chester, NY 10573
NYSDEC BCP Site #C360222

Description of Material

PA Clean Fill (PACF)
Approval Code: MSM008-24
Cell / Sample ID: COMP-B1

I hereby certify that the above named material does not contain free liquid as defined by 40 CFR Part 260.10 or any applicable state law, is not a hazardous waste as defined by 40 CFR Part 261 or any applicable state law, has been properly described, classified and packaged, and is in proper condition for transportation according to applicable regulations.

Jon Tanger — Generator Authorized Agent Name
Jon Tanger — Signature
09/30/24 — Shipment Date

TRANSPORTER

Truck No. 52
Transporter Name D1
Address

Phone No.
Driver Name (Print)
Vehicle License No./State NYSICK

I hereby certify that the above named material was picked up at the generator site listed above.

Driver Signature
09/30/24 — Shipment Date

DESTINATION

Site Name: EE MSM
Phone No. 516-7880083

Address: 1080 Sand Hill Road, East Stroudsburg, PA 18302

I hereby certify that the above named material has been accepted and to the best of my knowledge the foregoing is true and accurate.

TOM. G — Name of Authorized Agent
Signature
093024 — Receipt Date

White - Destination | Yellow - Transporter | Pink - Generator | Goldenrod - Consultant

EarthEfficient MSM LLC
1080 Sand Hill Rd
E.Stroudsburg PA, 18324

EARTHEFFICIENT MSM

Ticket #: 6460
Date: 09/30/2024 11:54 AM
Phone: (516) 788-0083

Customer: MSM008-24
140-150 Westchester Ave
140-150 Westchester Ave
Port Chester NY, 10573

Generator: PACF
Port Chester OZ Fund III QOZB,LLC
359 Springfield Ave

Summit , NJ 07901

DI TRUCKING 51 - DI TRUCKING 51 (AY509R-NJ)
Manifest: 1012

Remarks: Thank you, Drive Safely !!!!

Signature:

Weighmaster: TG - Thomas Galarza (PA LIC# 92161)

Material	Quantity	Gross	Tare	Net
PACF	29 tn	85,820	27,820	58,000





EARTHEFFICIENT
MSM

#6460

1080 Sand Hill Road, East Stroudsburg, PA 18302
NPDES Permit #: PAD450083

NON-HAZARDOUS MATERIAL MANIFEST

#1012

GENERATOR

Generator Name: Port Chester OZ Fund III QOZB, LLC
Address: 359 Springfield Ave
Summit, NJ 07901
Phone No. 845-8639548

Generating Location: 140-150 Westchester Ave
Address: 140-150 Westchester Ave
Port Chester, NY 10573
NYSDEC BCP Site #C360222

Description of Material

PA Clean Fill (PACF)
Approval Code: MSM008-24
Cell / Sample ID: Comp-B1

I hereby certify that the above named material does not contain free liquid as defined by 40 CFR Part 260.10 or any applicable state law, is not a hazardous waste as defined by 40 CFR Part 261 or any applicable state law, has been properly described, classified and packaged, and is in proper condition for transportation according to applicable regulations.

Jon Tanger — Generator Authorized Agent Name
Jon Tanger — Signature
09 30 24 — Shipment Date

TRANSPORTER

Truck No. 51
Transporter Name D1
Address

Phone No.
Driver Name (Print) Edwin
Vehicle License No./State AY509R
AY509R

I hereby certify that the above named material was picked up at the generator site listed above.

Driver Signature
09 30 24 — Shipment Date

DESTINATION

Site Name: EE MSM
Phone No. 516-7880083

Address: 1080 Sand Hill Road, East Stroudsburg, PA 18302

I hereby certify that the above named material has been accepted and to the best of my knowledge the foregoing is true and accurate.

T.M.G — Name of Authorized Agent
Signature
093024 — Receipt Date

White - Destination | Yellow - Transporter | Pink - Generator | Goldenrod - Consultant

EarthEfficient MSM LLC
1080 Sand Hill Rd
E.Stroudsburg PA, 18324

Ticket #: 6461
Date: 10/01/2024 10:20 AM
Phone: (516) 788-0083

Customer: MSM008-24
140-150 Westchester Ave
140-150 Westchester Ave
Port Chester NY, 10573

Generator: PACF
Port Chester OZ Fund III QOZB,LLC
359 Springfield Ave

Summit , NJ 07901

DI TRUCKING 37 - DI Trucking 37 (AY816Z-NJ)
Manifest: 7201

Remarks: Thank you, Drive Safely !!!!

Signature:

Weighmaster: TG - Thomas Galarza (PA LIC# 92161)

Material	Quantity	Gross	Tare	Net
PACF	32.69 tn	92,880	27,500	65,380





EARTH EFFICIENT
MSM

#6461

1080 Sand Hill Road, East Stroudsburg, PA 18302
NPDES Permit #: PAD450083

NON-HAZARDOUS MATERIAL MANIFEST

#7201

GENERATOR

Generator Name Port Chester 021-0nd III 002B, LLC

Address 359 Springfield AVE
Summit NJ 07901

Phone No. [ ][ ][ ]-[ ][ ][ ][ ][ ][ ][ ]

Generating Location 140-150 Westchester Ave

Address 140-150 Westchester AVE
Port Chester, NY 10573
NYSDEC BCP Site #C360222

Description of Material

PA Clean Fill (PACF)

Approval Code: MSM008-24

Cell / Sample ID: Comp-B1

I hereby certify that the above named material does not contain free liquid as defined by 40 CFR Part 260.10 or any applicable state law, is not a hazardous waste as defined by 40 CFR Part 261 or any applicable state law, has been properly described, classified and packaged, and is in proper condition for transportation according to applicable regulations.

Jon Tanger — Generator Authorized Agent Name

Jon Tanger — Signature

[0][0][1][2][7] — Shipment Date

TRANSPORTER

Truck No. 37

Transporter Name DI

Address

Phone No.

Driver Name (Print) J Wilson

Vehicle License No./State AY8162

I hereby certify that the above named material was picked up at the generator site listed above.

Driver Signature

[1][0][0][1][24] — Shipment Date

DESTINATION

Site Name: EE MSM

Phone No. [5][1][6]-[7][8][8][0][0][8][3]

Address: 1080 Sand Hill Road, East Stroudsburg, PA 18302

I hereby certify that the above named material has been accepted and to the best of my knowledge the foregoing is true and accurate.

TOM.G — Name of Authorized Agent

Signature

[1][0][0][1][24] — Receipt Date

White - Destination | Yellow - Transporter | Pink - Generator | Goldenrod - Consultant

EarthEfficient MSM LLC
1080 Sand Hill Rd
E.Stroudsburg PA, 18324

Ticket #: 6462
Date: 10/01/2024 10:23 AM
Phone: (516) 788-0083

Customer: MSM008-24
140-150 Westchester Ave
140-150 Westchester Ave
Port Chester NY, 10573

Generator: PACF
Port Chester OZ Fund III QOZB,LLC
359 Springfield Ave

Summit , NJ 07901

DI TRUCKING 30 - DI TRUCKING 30 (AY713E-NJ)
Manifest: 7202

Remarks: Thank you, Drive Safely !!!!

Signature:

Weighmaster: TG - Thomas Galarza (PA LIC# 92161)

Material	Quantity	Gross	Tare	Net
PACF	31.86 tn	91,640	27,920	63,720





EARTHEFFICIENT
MSM

#6462

1080 Sand Hill Road, East Stroudsburg, PA 18302
NPDES Permit #: PAD450083

NON-HAZARDOUS MATERIAL MANIFEST

#7202

GENERATOR

Generator Name: Port Chester 02 Fund III 0028 LLC

Address: 359 Springfield AVE
Summit NJ 07901

Phone No.: | | | | - | | | | | | | |

Generating Location: 140-150 Westchester AVE

Address: 140-150 Westchester AVE
Port Chester, NY 10573
NYSDEC BCP SITE C360222

Description of Material

PA Clean Fill (PACF)

Approval Code: MSM

Cell / Sample ID: Comp-B1

I hereby certify that the above named material does not contain free liquid as defined by 40 CFR Part 260.10 or any applicable state law, is not a hazardous waste as defined by 40 CFR Part 261 or any applicable state law, has been properly described, classified and packaged, and is in proper condition for transportation according to applicable regulations.

Jon Tangen — Generator Authorized Agent Name

Jon Tangen — Signature

10/1/24 — Shipment Date

TRANSPORTER

Truck No.: 30

Transporter Name: DZ

Address:

Phone No.:

Driver Name (Print): Paulo Moura

Vehicle License No./State: AY713E

I hereby certify that the above named material was picked up at the generator site listed above.

Driver Signature

10/01/24 — Shipment Date

DESTINATION

Site Name: EE MSM

Phone No.: 516-788-0083

Address: 1080 Sand Hill Road, East Stroudsburg, PA 18302

I hereby certify that the above named material has been accepted and to the best of my knowledge the foregoing is true and accurate.

TOM.G — Name of Authorized Agent

FG — Signature

10/1/24 — Receipt Date

White - Destination | Yellow - Transporter | Pink - Generator | Goldenrod - Consultant

EarthEfficient MSM LLC
1080 Sand Hill Rd
E.Stroudsburg PA, 18324

Ticket #: 6463
Date: 10/01/2024 10:36 AM
Phone: (516) 788-0083

Customer: MSM008-24
140-150 Westchester Ave
140-150 Westchester Ave
Port Chester NY, 10573

Generator: PACF
Port Chester OZ Fund III QOZB,LLC
359 Springfield Ave

Summit , NJ 07901

DI TRUCKING 20 - DI Trucking 20 (AX119P-NJ)
Manifest: 7203

Remarks: Thank you, Drive Safely !!!!

Signature:

Weighmaster: TG - Thomas Galarza (PA LIC# 92161)

Material	Quantity	Gross	Tare	Net
PACF	31.52 tn	90,480	27,440	63,040





#6463

EARTH EFFICIENT MSM

1080 Sand Hill Road, East Stroudsburg, PA 18302
NPDES Permit #: PAD450083

NON-HAZARDOUS MATERIAL MANIFEST

#7203

GENERATOR

Generator Name: Port Chester QOZB, LLC (OZ Fund III)
Address: 359 Springfield AVE
summit, NJ 07901
Phone No.

Generating Location: 140-150 Weschester AVE
Address: 140-150 Weschester AVE
Port Chester, NY 10573
NYSDEC BCP SITE #C360222

Description of Material

PA Clean Fill (PACF)
Approval Code: MSM008-24
Cell / Sample ID: Comp-B1

I hereby certify that the above named material does not contain free liquid as defined by 40 CFR Part 260.10 or any applicable state law, is not a hazardous waste as defined by 40 CFR Part 261 or any applicable state law, has been properly described, classified and packaged, and is in proper condition for transportation according to applicable regulations.

Jon Tangen — Generator Authorized Agent Name
Jon Tangen — Signature
10/1/24 — Shipment Date

TRANSPORTER

Truck No.: 20
Transporter Name: DI
Address:
Phone No.:
Driver Name (Print): Jim Rodriguez
Vehicle License No./State: AX 119P

I hereby certify that the above named material was picked up at the generator site listed above.

Driver Signature
10/1/24 — Shipment Date

DESTINATION

Site Name: EE MSM
Phone No. 516-7880083

Address: 1080 Sand Hill Road, East Stroudsburg, PA 18302

I hereby certify that the above named material has been accepted and to the best of my knowledge the foregoing is true and accurate.

Tom G — Name of Authorized Agent
TG — Signature
10/01/24 — Receipt Date

White - Destination | Yellow - Transporter | Pink - Generator | Goldenrod - Consultant

EarthEfficient MSM LLC
1080 Sand Hill Rd
E.Stroudsburg PA, 18324

Ticket #: 6464
Date: 10/01/2024 10:41 AM
Phone: (516) 788-0083

Customer: MSM008-24
140-150 Westchester Ave
140-150 Westchester Ave
Port Chester NY, 10573

Generator: PACF
Port Chester OZ Fund III QOZB,LLC
359 Springfield Ave

Summit , NJ 07901

DI TRUCKING 52 - DI TRUCKING 52 (AY510R-NJ)
Manifest: 7205

Remarks: Thank you, Drive Safely !!!!

Signature:

Weighmaster: TG - Thomas Galarza (PA LIC# 92161)

Material	Quantity	Gross	Tare	Net
PACF	32.04 tn	92,500	28,420	64,080





EARTH EFFICIENT MSM

#6464

1080 Sand Hill Road, East Stroudsburg, PA 18302
NPDES Permit #: PAD450083

NON-HAZARDOUS MATERIAL MANIFEST

#7205

GENERATOR

Port Chester 62 Fund III QOZB, LLC

Generator Name _____

Address 359 Springfield AVE
Summit, NJ

Phone No. [ ][ ][ ]-[ ][ ][ ][ ][ ][ ][ ]

Generating Location 140-150 Weschester AVE

Address 140-150 Weschest AVE
Port Chester, NY 10573

Description of Material

PA Clean Fill (PACF)

Approval Code: MSM008-24

Cell / Sample ID: Comp-B1

I hereby certify that the above named material does not contain free liquid as defined by 40 CFR Part 260.10 or any applicable state law, is not a hazardous waste as defined by 40 CFR Part 261 or any applicable state law, has been properly described, classified and packaged, and is in proper condition for transportation according to applicable regulations.

Jon Tanger
Generator Authorized Agent Name

Jon Tanger
Signature

[1][0][0][1][2][4]
Shipment Date

TRANSPORTER

Truck No. #52

Transporter Name DI-52

Address _____

Phone No. _____

Driver Name (Print) _____

Vehicle License No./State A45108

I hereby certify that the above named material was picked up at the generator site listed above.

Driver Signature

[1][0][1][0][2][4]
Shipment Date

DESTINATION

Site Name: EE MSM

Phone No. [5][1][6]-[7][8][8][0][0][8][3]

Address: 1080 Sand Hill Road, East Stroudsburg, PA 18302

I hereby certify that the above named material has been accepted and to the best of my knowledge the foregoing is true and accurate.

Tom G
Name of Authorized Agent

TG
Signature

[1][0][0][1][2][4]
Receipt Date

White - Destination | Yellow - Transporter | Pink - Generator | Goldenrod - Consultant

EarthEfficient MSM LLC
1080 Sand Hill Rd
E.Stroudsburg PA, 18324

Ticket #: 6465
Date: 10/01/2024 10:43 AM
Phone: (516) 788-0083

Customer: MSM008-24
140-150 Westchester Ave
140-150 Westchester Ave
Port Chester NY, 10573

Generator: PACF
Port Chester OZ Fund III QOZB,LLC
359 Springfield Ave

Summit , NJ 07901

DI TRUCKING 34 - DI Trucking 34 (AY862M-NJ)
Manifest: 7204

Remarks: Thank you, Drive Safely !!!!

Signature:

Weighmaster: TG - Thomas Galarza (PA LIC# 92161)

Material	Quantity	Gross	Tare	Net
PACF	32.17 tn	92,540	28,200	64,340





EARTH EFFICIENT
MSM

#6465

1080 Sand Hill Road, East Stroudsburg, PA 18302
NPDES Permit #: PAD450083

NON-HAZARDOUS MATERIAL MANIFEST

#7204

GENERATOR

Generator Name Port Chester OZ Fund III QOZB LLC
Address 359 Springfield AVE
Summit, NJ 07901
Phone No. ___-_____

Generating Location 140-150 Westchez AVE
Address 140-150 Westchez AVE
Port Chesterer, NY 10573
NYSDEC BCP Site #C360222

Description of Material

PA Clean Fill (PACF)
Approval Code: MSM008-24
Cell / Sample ID: Comp-B1

I hereby certify that the above named material does not contain free liquid as defined by 40 CFR Part 260.10 or any applicable state law, is not a hazardous waste as defined by 40 CFR Part 261 or any applicable state law, has been properly described, classified and packaged, and is in proper condition for transportation according to applicable regulations.

Jon Tangen — Generator Authorized Agent Name
Jon Tangen — Signature
100124 — Shipment Date

TRANSPORTER

Truck No. 34
Transporter Name DI
Address

Phone No.
Driver Name (Print) CLEBERSON DE SOUZA
Vehicle License No./State AY 862M

I hereby certify that the above named material was picked up at the generator site listed above.

Cleberson — Driver Signature
100124 — Shipment Date

DESTINATION

Site Name: EE MSM
Phone No. 516-7880083

Address: 1080 Sand Hill Road, East Stroudsburg, PA 18302

I hereby certify that the above named material has been accepted and to the best of my knowledge the foregoing is true and accurate.

TOM G — Name of Authorized Agent
TG — Signature
100124 — Receipt Date

White - Destination Yellow - Transporter Pink - Generator Goldenrod - Consultant

EarthEfficient MSM LLC
1080 Sand Hill Rd
E.Stroudsburg PA, 18324

Ticket #: 6471
Date: 10/01/2024 2:42 PM
Phone: (516) 788-0083

Customer: MSM008-24
140-150 Westchester Ave
140-150 Westchester Ave
Port Chester NY, 10573

Generator: PACF
Port Chester OZ Fund III QOZB,LLC
359 Springfield Ave

Summit , NJ 07901

DI TRUCKING 33 - DI Trucking 33 (AY861M-NJ)
Manifest: 7206

Remarks: Thank you, Drive Safely !!!!

Signature:

Weighmaster: TG - Thomas Galarza (PA LIC# 92161)

Material	Quantity	Gross	Tare	Net
PACF	33.73 tn	95,980	28,520	67,460





EARTH EFFICIENT
MSM

#6471

1080 Sand Hill Road, East Stroudsburg, PA 18302
NPDES Permit #: PAD450083

NON-HAZARDOUS MATERIAL MANIFEST

#7206

GENERATOR

Generator Name: Port Chester OZ Fund III QOZB, LLC
Address: 339 Springfield AVE
Summit, NJ 07901
Phone No.: [ ][ ][ ]-[ ][ ][ ][ ][ ][ ][ ]

Generating Location: 140-150 Westchester Ave
Address: 140-150 Westchester AVE
Port Chester, NY 10573
NYSDEC BCP site ##C360222

Description of Material

PA Clean Fill (PACF)
Approval Code: MSM008-24
Cell / Sample ID: Comp-B1

I hereby certify that the above named material does not contain free liquid as defined by 40 CFR Part 260.10 or any applicable state law, is not a hazardous waste as defined by 40 CFR Part 261 or any applicable state law, has been properly described, classified and packaged, and is in proper condition for transportation according to applicable regulations.

Jon Tanzer — Generator Authorized Agent Name
Signature
10/01/24 — Shipment Date

TRANSPORTER

Truck No.: 33
Transporter Name: PI
Address:

Phone No.:
Driver Name (Print): Alirio Pinto
Vehicle License No./State: AX 561M

I hereby certify that the above named material was picked up at the generator site listed above.

Driver Signature
10/01/24 — Shipment Date

DESTINATION

Site Name: EE MSM
Phone No.: 516-7880083

Address: 1080 Sand Hill Road, East Stroudsburg, PA 18302

I hereby certify that the above named material has been accepted and to the best of my knowledge the foregoing is true and accurate.

TOM. G — Name of Authorized Agent
Signature
10/01/24 — Receipt Date

White - Destination | Yellow - Transporter | Pink - Generator | Goldenrod - Consultant

EarthEfficient MSM LLC
1080 Sand Hill Rd
E.Stroudsburg PA, 18324

Ticket #: 6472
Date: 10/01/2024 2:46 PM
Phone: (516) 788-0083

Customer: MSM008-24
140-150 Westchester Ave
140-150 Westchester Ave
Port Chester NY, 10573

Generator: PACF
Port Chester OZ Fund III QOZB,LLC
359 Springfield Ave

Summit , NJ 07901

DI TRUCKING 44 - DI TRUCKING 44 (AZ202C-NJ)
Manifest: 7207

Remarks: Thank you, Drive Safely !!!!

Signature:

Weighmaster: TG - Thomas Galarza (PA LIC# 92161)

Material	Quantity	Gross	Tare	Net
PACF	32.92 tn	93,960	28,120	65,840





EARTH EFFICIENT
MSM

#6472

1080 Sand Hill Road, East Stroudsburg, PA 18302
NPDES Permit #: PAD450083

NON-HAZARDOUS MATERIAL MANIFEST

#7207

GENERATOR

Generator Name: Port Chester 02 Fund III QOZB, LLC

Address: 359 Springfield AVE
Summit, NJ 07901

Phone No. [ ][ ][ ]-[ ][ ][ ][ ][ ][ ][ ]

Generating Location: 140-150 Westchester AVE

Address: 140-150 Westchester AVE
Port Chester, NY 10573
NYSDEC BCP site #C360222

Description of Material

PA Clean Fill (PACF)

Approval Code: MSM008-24

Cell / Sample ID: Comp-B1

I hereby certify that the above named material does not contain free liquid as defined by 40 CFR Part 260.10 or any applicable state law, is not a hazardous waste as defined by 40 CFR Part 261 or any applicable state law, has been properly described, classified and packaged, and is in proper condition for transportation according to applicable regulations.

Jon Tanger — Generator Authorized Agent Name

Jon Tanger — Signature

10/01/24 — Shipment Date

TRANSPORTER

Truck No. 414

Transporter Name DL

Address

Phone No.

Driver Name (Print) SIDNEY JENSON

Vehicle License No./State KZ202C

I hereby certify that the above named material was picked up at the generator site listed above.

Driver Signature

10/01/24 — Shipment Date

DESTINATION

Site Name: EE MSM

Phone No. 516-7880083

Address: 1080 Sand Hill Road, East Stroudsburg, PA 18302

I hereby certify that the above named material has been accepted and to the best of my knowledge the foregoing is true and accurate.

TOM G — Name of Authorized Agent

TG — Signature

10/01/24 — Receipt Date

White - Destination | Yellow - Transporter | Pink - Generator | Goldenrod - Consultant

EarthEfficient MSM LLC
1080 Sand Hill Rd
E.Stroudsburg PA, 18324

Ticket #: 6473
Date: 10/01/2024 2:48 PM
Phone: (516) 788-0083

Customer: MSM008-24
140-150 Westchester Ave
140-150 Westchester Ave
Port Chester NY, 10573

Generator: PACF
Port Chester OZ Fund III QOZB,LLC
359 Springfield Ave

Summit , NJ 07901

DI TRUCKING 46 - DI TRUCKING 46 (AW408E-NJ)
Manifest: 7208

Remarks: Thank you, Drive Safely !!!!

Signature:

Weighmaster: TG - Thomas Galarza (PA LIC# 92161)

Material	Quantity	Gross	Tare	Net
PACF	31.35 tn	91,240	28,540	62,700





EARTH EFFICIENT
MSM

#6473

1080 Sand Hill Road, East Stroudsburg, PA 18302
NPDES Permit #: PAD450083

NON-HAZARDOUS MATERIAL MANIFEST

#7208

GENERATOR

Generator Name: Port Chester 02 Fund III 902B, LLC

Address: 359 Springfield AVE
Summit, NJ 07901

Phone No. [ ][ ][ ]-[ ][ ][ ][ ][ ][ ][ ]

Generating Location: 140-150 Westchester AVE

Address: 140-150 Westchester AVE
port Chester NY 10573
NYSDEC BCP site #C360222

Description of Material

PA Clean Fill (PACF)

Approval Code: MSM 008-24

Cell / Sample ID: Comp-B1

I hereby certify that the above named material does not contain free liquid as defined by 40 CFR Part 260.10 or any applicable state law, is not a hazardous waste as defined by 40 CFR Part 261 or any applicable state law, has been properly described, classified and packaged, and is in proper condition for transportation according to applicable regulations.

Jon Jansen — Generator Authorized Agent Name

Jon Jansen — Signature

10/1/24 — Shipment Date

TRANSPORTER

Truck No. 46

Transporter Name DT

Address

Phone No.

Driver Name (Print) NICTON JENSEN

Vehicle License No./State AW 408E

I hereby certify that the above named material was picked up at the generator site listed above.

Driver Signature

10/1/24 — Shipment Date

DESTINATION

Site Name: EE MSM

Phone No. 516-788-0083

Address: 1080 Sand Hill Road, East Stroudsburg, PA 18302

I hereby certify that the above named material has been accepted and to the best of my knowledge the foregoing is true and accurate.

TOM, G — Name of Authorized Agent

Signature

10/1/24 — Receipt Date

White - Destination | Yellow - Transporter | Pink - Generator | Goldenrod - Consultant

EarthEfficient MSM LLC
1080 Sand Hill Rd
E.Stroudsburg PA, 18324

Ticket #: 6474
Date: 10/01/2024 2:50 PM
Phone: (516) 788-0083

Customer: MSM008-24
140-150 Westchester Ave
140-150 Westchester Ave
Port Chester NY, 10573

Generator: PACF
Port Chester OZ Fund III QOZB,LLC
359 Springfield Ave

Summit , NJ 07901

DI TRUCKING 30 - DI TRUCKING 30 (AY713E-NJ)
Manifest: 7209

Remarks: Thank you, Drive Safely !!!!

Signature:

Weighmaster: TG - Thomas Galarza (PA LIC# 92161)

Material	Quantity	Gross	Tare	Net
PACF	27.51 tn	82,940	27,920	55,020





EARTH EFFICIENT
MSM

#6474

1080 Sand Hill Road, East Stroudsburg, PA 18302
NPDES Permit #: PAD450083

NON-HAZARDOUS MATERIAL MANIFEST

#7209

GENERATOR

Generator Name: Port Chester OZ Fund III QOZB LLC
Address: 359 Springfield AVE
Summit, NJ 07901
Phone No. ___-_____

Generating Location: 140-150 Westchester AVE
Address: 140-150 Westchester AVE
Port Chester NY 10573
NYSDEC Bcp site #C360222

Description of Material

PA Clean Fill (PACF)
Approval Code: MSM008-24
Cell / Sample ID: Comp-B1

I hereby certify that the above named material does not contain free liquid as defined by 40 CFR Part 260.10 or any applicable state law, is not a hazardous waste as defined by 40 CFR Part 261 or any applicable state law, has been properly described, classified and packaged, and is in proper condition for transportation according to applicable regulations.

Jon Tangen — Generator Authorized Agent Name
Signature
10/1/24 — Shipment Date

TRANSPORTER

Truck No. 30
Transporter Name DZ
Address

Phone No.
Driver Name (Print) Paulo Marcon
Vehicle License No./State AX713E

I hereby certify that the above named material was picked up at the generator site listed above.

Driver Signature
10/1/24 — Shipment Date

DESTINATION

Site Name: EE MSM
Phone No. 516-788-0083

Address: 1080 Sand Hill Road, East Stroudsburg, PA 18302

I hereby certify that the above named material has been accepted and to the best of my knowledge the foregoing is true and accurate.

TOM. G — Name of Authorized Agent
Signature
10/1/24 — Receipt Date

White - Destination | Yellow - Transporter | Pink - Generator | Goldenrod - Consultant

EarthEfficient MSM LLC
1080 Sand Hill Rd
E.Stroudsburg PA, 18324

Ticket #: 6475
Date: 10/01/2024 2:56 PM
Phone: (516) 788-0083

Customer: MSM008-24
140-150 Westchester Ave
140-150 Westchester Ave
Port Chester NY, 10573

Generator: PACF
Port Chester OZ Fund III QOZB,LLC
359 Springfield Ave

Summit , NJ 07901

DI TRUCKING 12 - DI TRUCKING 12 (AZ283B-NJ)
Manifest: 7210

Remarks: Thank you, Drive Safely !!!!

Signature:

Weighmaster: TG - Thomas Galarza (PA LIC# 92161)

Material	Quantity	Gross	Tare	Net
PACF	28.85 tn	85,980	28,280	57,700





EARTH EFFICIENT
MSM

#6475

1080 Sand Hill Road, East Stroudsburg, PA 18302
NPDES Permit #: PAD450083

NON-HAZARDOUS MATERIAL MANIFEST

#7210

GENERATOR

Generator Name: Port Chester 02 Fund III QOZB LLC
Address: 359 Springfield AVE
Summit, NJ 07901
Phone No. ___-_____

Generating Location: 140-150 Westchester AVE
Address: Port Chester, NY 10573
NYSDEC BCP site #C360222

Description of Material

PA Clean Fill (PACF)
Approval Code: MSM 008-24
Cell / Sample ID: Comp-B1

I hereby certify that the above named material does not contain free liquid as defined by 40 CFR Part 260.10 or any applicable state law, is not a hazardous waste as defined by 40 CFR Part 261 or any applicable state law, has been properly described, classified and packaged, and is in proper condition for transportation according to applicable regulations.

Jon Tangen — Generator Authorized Agent Name
Jon Tangen — Signature
10124 — Shipment Date

TRANSPORTER

Truck No. 12
Transporter Name DT
Address

Phone No.
Driver Name (Print) Rene Volpato
Vehicle License No./State AZ283B

I hereby certify that the above named material was picked up at the generator site listed above.

Driver Signature
10124 — Shipment Date

DESTINATION

Site Name: EE MSM
Phone No. 516-7880083

Address: 1080 Sand Hill Road, East Stroudsburg, PA 18302

I hereby certify that the above named material has been accepted and to the best of my knowledge the foregoing is true and accurate.

Tom G — Name of Authorized Agent
Signature
100124 — Receipt Date

White - Destination | Yellow - Transporter | Pink - Generator | Goldenrod - Consultant

EarthEfficient MSM LLC
1080 Sand Hill Rd
E.Stroudsburg PA, 18324

Ticket #: 6476
Date: 10/01/2024 2:59 PM
Phone: (516) 788-0083

Customer: MSM008-24
140-150 Westchester Ave
140-150 Westchester Ave
Port Chester NY, 10573

Generator: PACF
Port Chester OZ Fund III QOZB,LLC
359 Springfield Ave

Summit , NJ 07901

DI TRUCKING 37 - DI Trucking 37 (AY816Z-NJ)
Manifest: 7211

Remarks: Thank you, Drive Safely !!!!

Signature:

Weighmaster: TG - Thomas Galarza (PA LIC# 92161)

Material	Quantity	Gross	Tare	Net
PACF	28.57 tn	84,640	27,500	57,140





#6476

EARTH EFFICIENT
MSM

1080 Sand Hill Road, East Stroudsburg, PA 18302
NPDES Permit #: PAD450083

NON-HAZARDOUS MATERIAL MANIFEST

#7211

GENERATOR

Generator Name: Port Chester OZ Fund QOZB, LLC
Address: 359 Springfield AVE
Summit, NJ 07901
Phone No. [ ][ ][ ]-[ ][ ][ ][ ][ ][ ][ ]

Generating Location: 140-150 Westchester AVE
Address: 140-150 Westchester AVE
Port Chester NY 10573
NYSDEC Bcp site #C360222

Description of Material

PA Clean Fill (PACF)
Approval Code: MSM008-24
Cell / Sample ID: Comp-B

I hereby certify that the above named material does not contain free liquid as defined by 40 CFR Part 260.10 or any applicable state law, is not a hazardous waste as defined by 40 CFR Part 261 or any applicable state law, has been properly described, classified and packaged, and is in proper condition for transportation according to applicable regulations.

Jon Tangen — Generator Authorized Agent Name
Jon Tangen — Signature
10/1/24 — Shipment Date

TRANSPORTER

Truck No. 37
Transporter Name DI
Address

Phone No.
Driver Name (Print) J. Wilson
Vehicle License No./State AY8162

I hereby certify that the above named material was picked up at the generator site listed above.

Driver Signature — 10/1/24 — Shipment Date

DESTINATION

Site Name: EE MSM
Phone No. 516-7880083

Address: 1080 Sand Hill Road, East Stroudsburg, PA 18302

I hereby certify that the above named material has been accepted and to the best of my knowledge the foregoing is true and accurate.

TOM G — Name of Authorized Agent
T.G — Signature
10/1/24 — Receipt Date

White - Destination | Yellow - Transporter | Pink - Generator | Goldenrod - Consultant

EarthEfficient MSM LLC
1080 Sand Hill Rd
E.Stroudsburg PA, 18324

Ticket #: 6477
Date: 10/01/2024 3:16 PM
Phone: (516) 788-0083

Customer: MSM008-24
140-150 Westchester Ave
140-150 Westchester Ave
Port Chester NY, 10573

Generator: PACF
Port Chester OZ Fund III QOZB,LLC
359 Springfield Ave

Summit , NJ 07901

DI TRUCKING 38 - DI Trucking 38 (AY817Z-NJ)
Manifest: 7212

Remarks: Thank you, Drive Safely !!!!

Signature:

Weighmaster: TG - Thomas Galarza (PA LIC# 92161)

Material	Quantity	Gross	Tare	Net
PACF	28.91 tn	85,320	27,500	57,820





#6477

EARTHEFFICIENT
MSM

1080 Sand Hill Road, East Stroudsburg, PA 18302
NPDES Permit #: PAD450083

NON-HAZARDOUS MATERIAL MANIFEST

#7212

GENERATOR

Generator Name: port Chester OZ Fund III QOZB, LLC
Address: 359 Springfield AVE
Summit, NJ 07901
Phone No. [ ][ ][ ]-[ ][ ][ ][ ][ ][ ][ ]

Generating Location: 140-150 Westchester AVE
Address: 140-150 Westchester AVE
port Chester, NY 10573
NYSDEC BCP Site #C360222

Description of Material

PA Clean Fill (PACF)
Approval Code: MSM 008-24
Cell / Sample ID: COMP-B1

I hereby certify that the above named material does not contain free liquid as defined by 40 CFR Part 260.10 or any applicable state law, is not a hazardous waste as defined by ~~40 CFR~~ Part 261 or any applicable state law, has been properly described, classified and packaged, and is in proper condition for transportation according to applicable regulations.

Jon Tanger — Generator Authorized Agent Name
Jon Tanger — Signature
10/1/24 — Shipment Date

TRANSPORTER

Truck No. 38
Transporter Name DI
Address

Phone No.
Driver Name (Print) JAIN DA SILVA
Vehicle License No./State AY 8177

I hereby certify that the above named material was picked up at the generator site listed above.

John S — Driver Signature
10/1/24 — Shipment Date

DESTINATION

Site Name: EE MSM
Phone No. 516-788-0083

Address: 1080 Sand Hill Road, East Stroudsburg, PA 18302

I hereby certify that the above named material has been accepted and to the best of my knowledge the foregoing is true and accurate.

TOM. G — Name of Authorized Agent
FG — Signature
10/1/24 — Receipt Date

White - Destination | Yellow - Transporter | Pink - Generator | Goldenrod - Consultant

EarthEfficient MSM LLC
1080 Sand Hill Rd
E.Stroudsburg PA, 18324

Ticket #: 6478
Date: 10/01/2024 3:30 PM
Phone: (516) 788-0083

Customer: MSM008-24
140-150 Westchester Ave
140-150 Westchester Ave
Port Chester NY, 10573

Generator: PACF
Port Chester OZ Fund III QOZB,LLC
359 Springfield Ave

Summit , NJ 07901

DI TRUCKING 35 - DI TRUCKING 35 (AY863M-NJ)
Manifest: 7678

Remarks: Thank you, Drive Safely !!!!

Signature:

Weighmaster: TG - Thomas Galarza (PA LIC# 92161)

Material	Quantity	Gross	Tare	Net
PACF	32.55 tn	93,880	28,780	65,100





EARTH EFFICIENT
MSM

#6478

1080 Sand Hill Road, East Stroudsburg, PA 18302
NPDES Permit #: PAD450083

NON-HAZARDOUS MATERIAL MANIFEST

#7678

GENERATOR

Generator Name: Port Chester Oz-fund III Q0226
Address: 359 Spring field Ave
Summit, NJ 07901

Generating Location: 140-150 Westchester Ave
Address: 140-150 Westchester Ave
Port Chester Ave, NY 10573

Phone No. [ ][ ][ ]-[ ][ ][ ][ ][ ][ ][ ]

Description of Material

PA Clean Fill (PACF)
Approval Code: MSM 008-24
Cell / Sample ID: Comp-B1

I hereby certify that the above named material does not contain free liquid as defined by 40 CFR Part 260.10 or any applicable state law, is not a hazardous waste as defined by 40 CFR Part 261 or any applicable state law, has been properly described, classified and packaged, and is in proper condition for transportation according to applicable regulations.

Jon Tanzer — Generator Authorized Agent Name
Jon Tanzer — Signature
10/1/24 — Shipment Date

TRANSPORTER

Truck No. 35
Transporter Name DI
Address

Phone No.
Driver Name (Print)
Vehicle License No./State HY863H

I hereby certify that the above named material was picked up at the generator site listed above.

Driver Signature
10/1/24 — Shipment Date

DESTINATION

Site Name: EE MSM
Phone No. 516-7880083

Address: 1080 Sand Hill Road, East Stroudsburg, PA 18302

I hereby certify that the above named material has been accepted and to the best of my knowledge the foregoing is true and accurate.

TOM. G — Name of Authorized Agent
TG — Signature
10/1/24 — Receipt Date

White - Destination | Yellow - Transporter | Pink - Generator | Goldenrod - Consultant

EarthEfficient MSM LLC
1080 Sand Hill Rd
E.Stroudsburg PA, 18324

Ticket #: 6479
Date: 10/01/2024 3:41 PM
Phone: (516) 788-0083

Customer: MSM008-24
140-150 Westchester Ave
140-150 Westchester Ave
Port Chester NY, 10573

Generator: PACF
Port Chester OZ Fund III QOZB,LLC
359 Springfield Ave

Summit , NJ 07901

DI TRUCKING 31 - DI TRUCKING 31 (AY590M-NJ)
Manifest: 7679

Remarks: Thank you, Drive Safely !!!!

Signature:

Weighmaster: TG - Thomas Galarza (PA LIC# 92161)

Material	Quantity	Gross	Tare	Net
PACF	29.23 tn	86,980	28,520	58,460





EARTH EFFICIENT
MSM

#6479

1080 Sand Hill Road, East Stroudsburg, PA 18302
NPDES Permit #: PAD450083

NON-HAZARDOUS MATERIAL MANIFEST

#7679

GENERATOR

Generator Name: Portchester QZ Fund III
Address: 359 Springfield Ave Summit NJ 07901
Phone No.:

Generating Location: 140-nowestchesterAve
Address: Portchester NY 10573

NYSDEC BP# C360222

Description of Material

PA Clean Fill (PACF)
Approval Code: MSM008-24
Cell / Sample ID: Comp-B1

I hereby certify that the above named material does not contain free liquid as defined by 40 CFR Part 260.10 or any applicable state law, is not a hazardous waste as defined by 40 CFR Part 261 or any applicable state law, has been properly described, classified and packaged, and is in proper condition for transportation according to applicable regulations.

Jon Tanger — Generator Authorized Agent Name
Jon Tanger — Signature
10/01/24 — Shipment Date

TRANSPORTER

Truck No.: 31
Transporter Name: DI
Address:

Phone No.:
Driver Name (Print): Eduardo Soares
Vehicle License No./State: AY590M

I hereby certify that the above named material was picked up at the generator site listed above.

Driver Signature
10/01/24 — Shipment Date

DESTINATION

Site Name: EE MSM
Phone No.: 516-7880083

Address: 1080 Sand Hill Road, East Stroudsburg, PA 18302

I hereby certify that the above named material has been accepted and to the best of my knowledge the foregoing is true and accurate.

Tom, G — Name of Authorized Agent
TG — Signature
10/01/24 — Receipt Date

White - Destination | Yellow - Transporter | Pink - Generator | Goldenrod - Consultant

EarthEfficient MSM LLC
1080 Sand Hill Rd
E.Stroudsburg PA, 18324

Ticket #: 6480
Date: 10/01/2024 3:43 PM
Phone: (516) 788-0083

Customer: MSM008-24
140-150 Westchester Ave
140-150 Westchester Ave
Port Chester NY, 10573

Generator: PACF
Port Chester OZ Fund III QOZB,LLC
359 Springfield Ave

Summit , NJ 07901

DI TRUCKING 34 - DI Trucking 34 (AY862M-NJ)
Manifest: 7683

Remarks: Thank you, Drive Safely !!!!

Signature:

Weighmaster: TG - Thomas Galarza (PA LIC# 92161)

Material	Quantity	Gross	Tare	Net
PACF	28.88 tn	85,960	28,200	57,760





EARTH EFFICIENT
MSM

#6480

1080 Sand Hill Road, East Stroudsburg, PA 18302
NPDES Permit #: PAD450083

NON-HAZARDOUS MATERIAL MANIFEST

#7683

GENERATOR

Generator Name: Portchester OZ fund III
Address: 351 Springfield Ave Summit NJ 07901

Generating Location: 140-150 Westchester Ave
Address: 140-150 Westchester Ave Portchester Ave 10573

Phone No. [ ][ ][ ]-[ ][ ][ ][ ][ ][ ][ ]

Description of Material

PA Clean Fill (PACF)
Approval Code: MSM 008-24
Cell / Sample ID: comp-B1

I hereby certify that the above named material does not contain free liquid as defined by 40 CFR Part 260.10 or any applicable state law, is not a hazardous waste as defined by 40 CFR Part 261 or any applicable state law, has been properly described, classified and packaged, and is in proper condition for transportation according to applicable regulations.

Jon Tangen — Generator Authorized Agent Name
Jon Tangen — Signature
10/1/24 — Shipment Date

TRANSPORTER

Truck No. 54
Transporter Name DE
Address

Phone No.
Driver Name (Print) CLEBERSON DE SOUZA
Vehicle License No/State AY 862M

I hereby certify that the above named material was picked up at the generator site listed above.

Cleberson de Souza — Driver Signature
10/1/24 — Shipment Date

DESTINATION

Site Name: EE MSM
Phone No. 516-7880083

Address: 1080 Sand Hill Road, East Stroudsburg, PA 18302

I hereby certify that the above named material has been accepted and to the best of my knowledge the foregoing is true and accurate.

TOM. G — Name of Authorized Agent
TG — Signature
10/1/24 — Receipt Date

White - Destination | Yellow - Transporter | Pink - Generator | Goldenrod - Consultant

EarthEfficient MSM LLC
1080 Sand Hill Rd
E.Stroudsburg PA, 18324

Ticket #: 6481
Date: 10/01/2024 3:47 PM
Phone: (516) 788-0083

Customer: MSM008-24
140-150 Westchester Ave
140-150 Westchester Ave
Port Chester NY, 10573

Generator: PACF
Port Chester OZ Fund III QOZB,LLC
359 Springfield Ave

Summit , NJ 07901

DI TRUCKING 20 - DI Trucking 20 (AX119P-NJ)
Manifest: 7684

Remarks: Thank you, Drive Safely !!!!

Signature:

Weighmaster: TG - Thomas Galarza (PA LIC# 92161)

Material	Quantity	Gross	Tare	Net
PACF	26.7 tn	80,840	27,440	53,400





#6481

EARTH EFFICIENT
MSM

1080 Sand Hill Road, East Stroudsburg, PA 18302
NPDES Permit #: PAD450083

NON-HAZARDOUS MATERIAL MANIFEST

#7684

GENERATOR

Generator Name: Portchester OZ fund III
Address: 3571 Springfield Ave
Summit NY 07901
Phone No. ___-_____

Generating Location: 140-150 Westchester Ave
Address: 140-150 Westchester Ave
Port Chester NY 10573
NYSDEC BCP# C360222

Description of Material

PA Clean Fill (PACF)
Approval Code: MSM 00824
Cell / Sample ID: Comp-B1

I hereby certify that the above named material does not contain free liquid as defined by 40 CFR Part 260.10 or any applicable state law, is not a hazardous waste as defined by 40 CFR Part 261 or any applicable state law, has been properly described, classified and packaged, and is in proper condition for transportation according to applicable regulations.

Jon Tanger — Generator Authorized Agent Name
Jon Tanger — Signature
10/01/24 — Shipment Date

TRANSPORTER

Truck No. 20
Transporter Name: DI
Address:

Phone No.:
Driver Name (Print): Ciro Rodriguez
Vehicle License No./State: AX119P

I hereby certify that the above named material was picked up at the generator site listed above.

Driver Signature
10/01/24 — Shipment Date

DESTINATION

Site Name: EE MSM
Phone No. 516-7880083

Address: 1080 Sand Hill Road, East Stroudsburg, PA 18302

I hereby certify that the above named material has been accepted and to the best of my knowledge the foregoing is true and accurate.

TOM, G — Name of Authorized Agent
TG — Signature
10/01/24 — Receipt Date

White - Destination Yellow - Transporter Pink - Generator Goldenrod - Consultant

EarthEfficient MSM LLC
1080 Sand Hill Rd
E.Stroudsburg PA, 18324

Ticket #: 6766
Date: 12/30/2024 11:56 AM
Phone: (516) 788-0083

Customer: MSM008-24
140-150 Westchester Ave
140-150 Westchester Ave
Port Chester NY, 10573

Generator: PACF
Port Chester OZ Fund III QOZB,LLC
359 Springfield Ave

Summit , NJ 07901

SEBEST 06 - AZ483E-NJ
Manifest: 7575

Remarks: Thank you, Drive Safely !!!!

Signature:

Weighmaster: MH - Matthew Hafler (PA LIC# 84144)

Material	Quantity	Gross	Tare	Net
PACF	26.86 tn	81,020	27,300	53,720





EARTH EFFICIENT
MSM

6766

1080 Sand Hill Road, East Stroudsburg, PA 18302
NPDES Permit #: PAD450083

NON-HAZARDOUS MATERIAL MANIFEST

#7575

GENERATOR

Generator Name: Portchester OZ Fund III OZB, LLC
Address: 359 Springfield Ave
Summit, NJ 07901
Phone No.:

Generating Location: 140-150 Westchester Ave
Address: Port Chester, NY 10573
BCP Site # C360222

Description of Material

PA Clean Fill (PACF)
Approval Code: MSM003-24
Cell / Sample ID: Comp-B2, Comp-C2, Comp-D

I hereby certify that the above named material does not contain free liquid as defined by 40 CFR Part 260.10 or any applicable state law, is not a hazardous waste as defined by 40 CFR Part 261 or any applicable state law, has been properly described, classified and packaged, and is in proper condition for transportation according to applicable regulations.

Alex Vaposic — Generator Authorized Agent Name
Signature
12/30/24 — Shipment Date

TRANSPORTER

Truck No.: 6
Transporter Name: SEBEST INC
Address:

Phone No.:
Driver Name (Print): AMEY G.
Vehicle License No./State: AZ483E.

I hereby certify that the above named material was picked up at the generator site listed above.

Driver Signature
12/30/24 — Shipment Date

DESTINATION

Site Name: EE MSM
Phone No.: 516-7880083

Address: 1080 Sand Hill Road, East Stroudsburg, PA 18302

I hereby certify that the above named material has been accepted and to the best of my knowledge the foregoing is true and accurate.

MH — Name of Authorized Agent
Signature
12/30/24 — Receipt Date

White - Destination | Yellow - Transporter | Pink - Generator | Goldenrod - Consultant

EarthEfficient MSM LLC
1080 Sand Hill Rd
E.Stroudsburg PA, 18324

Ticket #: 6775
Date: 12/30/2024 4:03 PM
Phone: (516) 788-0083

Customer: MSM008-24
140-150 Westchester Ave
140-150 Westchester Ave
Port Chester NY, 10573

Generator: PACF
Port Chester OZ Fund III QOZB,LLC
359 Springfield Ave

Summit , NJ 07901

SEBEST 05 - SEBEST 05 (AY736W-NJ)
Manifest: 7576

Remarks: Thank you, Drive Safely !!!!

Signature: Joliine H.

Weighmaster: MH - Matthew Hafler (PA LIC# 84144)

Material	Quantity	Gross	Tare	Net
PACF	23.52 tn	74,120	27,080	47,040





EARTH EFFICIENT
MSM

6775

1080 Sand Hill Road, East Stroudsburg, PA 18302
NPDES Permit #: PAD450083

NON-HAZARDOUS MATERIAL MANIFEST

#7576

GENERATOR

Generator Name: Portchester OZ Fund III OZB, LLC
Address: 351 Springfield Ave
Summit, NJ 07901
Phone No.: [ ][ ][ ]-[ ][ ][ ][ ][ ][ ][ ]

Generating Location: 140-150 Westchester Ave
Address: Port Chester, NY 10573
BCP Site # C360222

Description of Material

PA Clean Fill (PACF)
Approval Code: MSM008-24
Cell / Sample ID: Comp-B2, Comp-C2, Comp-D

I hereby certify that the above named material does not contain free liquid as defined by 40 CFR Part 260.10 or any applicable state law, is not a hazardous waste as defined by 40 CFR Part 261 or any applicable state law, has been properly described, classified and packaged, and is in proper condition for transportation according to applicable regulations.

Nick Canto — Generator Authorized Agent Name
N. Canto — Signature
12/30/24 — Shipment Date

TRANSPORTER

Truck No.: 5
Transporter Name: Sebest
Address:

Phone No.: 8622188721
Driver Name (Print): Jaime Hermoso
Vehicle License No./State: AY736W

I hereby certify that the above named material was picked up at the generator site listed above.

Jaime H — Driver Signature
12/30/24 — Shipment Date

DESTINATION

Site Name: EE MSM
Phone No.: 516-7880083

Address: 1080 Sand Hill Road, East Stroudsburg, PA 18302

I hereby certify that the above named material has been accepted and to the best of my knowledge the foregoing is true and accurate.

Matt — Name of Authorized Agent
Matt — Signature
12/30/24 — Receipt Date

White - Destination | Yellow - Transporter | Pink - Generator | Goldenrod - Consultant

EarthEfficient MSM LLC
1080 Sand Hill Rd
E.Stroudsburg PA, 18324

Ticket #: 6745
Date: 12/26/2024 9:26 AM
Phone: (516) 788-0083

Customer: MSM008-24
140-150 Westchester Ave
140-150 Westchester Ave
Port Chester NY, 10573

Generator: PACF
Port Chester OZ Fund III QOZB,LLC
359 Springfield Ave

Summit , NJ 07901

OSUNA 1 - OSUNA TRUCKING 01 (AW592C-NJ)
Manifest: 66152

Remarks: Thank you, Drive Safely !!!!

Signature:

Weighmaster: TG - Thomas Galarza (PA LIC# 92161)

Material	Quantity	Gross	Tare	Net
PACF	28.25 tn	84,380	27,880	56,500





EARTH EFFICIENT

#6745

www.earthefficient.com | portal.earthefficient.com
o: (631) 209-4245 | f: (631) 206-9160

NON-HAZARDOUS MATERIAL MANIFEST

#66152

GENERATOR

Generator Name Portchester OZ fund III Q02B LLC

Address 359 Springfield Ave
Summit NJ 07901

Phone No. ___-___

Generating Location 140-150 Westchester Ave

Address Port Chester NY 10573
NYSDec BCP # C360224

Description of Material

Non-Hazardous Soils

CUMP B-2 C-2

Approval Code: MSM008024 CELL D

I hereby certify that the above named material does not contain free liquid as defined by 40 CFR Part 260.10 or any applicable state law, is not a hazardous waste as defined by 40 CFR Part 261 or any applicable state law, has been properly described, classified and packaged, and is in proper condition for transportation according to applicable regulations.

Alex Vaporis
Generator Authorized Agent Name

Signature

122624
Shipment Date

TRANSPORTER

Truck No. 1

Transporter Name OSUNA

Address Dover NJ

Phone No.

Driver Name (Print) Andres P

Vehicle License No./State AW5920

I hereby certify that the above named material was picked up at the generator site listed above.

Driver Signature

122624
Shipment Date

DESTINATION

Site Name EF MSM

Phone No. ___-___

Address 1080 Sandhill Rd, East Stroudsburg PA 18302

I hereby certify that the above named material has been accepted and to the best of my knowledge the foregoing is true and accurate.

~~Alex Vaporis~~ Tom. G
Name of Authorized Agent

Signature

122624
Receipt Date

White - Destination Yellow - Transporter Pink - Generator Goldenrod - Consultant

EarthEfficient MSM LLC
1080 Sand Hill Rd
E.Stroudsburg PA, 18324

Ticket #: 6746
Date: 12/26/2024 9:30 AM
Phone: (516) 788-0083

Customer: MSM008-24
140-150 Westchester Ave
140-150 Westchester Ave
Port Chester NY, 10573

Generator: PACF
Port Chester OZ Fund III QOZB,LLC
359 Springfield Ave

Summit , NJ 07901

OSUNA 04 - OSUNA TRUCKING 04 (AZ664C-NJ)
Manifest: 66154

Remarks: Thank you, Drive Safely !!!!

Signature:

Weighmaster: TG - Thomas Galarza (PA LIC# 92161)

Material	Quantity	Gross	Tare	Net
PACF	28 tn	83,980	27,980	56,000





EARTH EFFICIENT

#6746

www.earthefficient.com | portal.earthefficient.com
o: (631) 209-4245 | f: (631) 206-9160

NON-HAZARDOUS MATERIAL MANIFEST

#66154

GENERATOR

Generator Name PortChester OZ Fund III Q OZ BLLC
Address 359 Springfield Ave
Summit NJ 07901
Phone No. ___-_____

Generating Location 140-150 Westchester Ave
Address Port Chester NY 10573
NYSDecBCP # C360222

Description of Material

Non-Hazardous Soils

Approval Code: MSM008-24 CELL: CUMP B2 B1 C2 C1 D

I hereby certify that the above named material does not contain free liquid as defined by 40 CFR Part 260.10 or any applicable state law, is not a hazardous waste as defined by 40 CFR Part 261 or any applicable state law, has been properly described, classified and packaged, and is in proper condition for transportation according to applicable regulations.

Alex Vaporis
Generator Authorized Agent Name

Signature

122624
Shipment Date

TRANSPORTER

Truck No. 4
Transporter Name OSUNA
Address

Phone No.
Driver Name (Print) ABM
Vehicle License No./State AZ664C

I hereby certify that the above named material was picked up at the generator site listed above.

ABM
Driver Signature

122624
Shipment Date

DESTINATION

Site Name EEMSM
Address 1080 Sand Hill Rd, East Stroudsburg PA 18302

Phone No. ___-_____

I hereby certify that the above named material has been accepted and to the best of my knowledge the foregoing is true and accurate.

Name of Authorized Agent

Signature

122624
Receipt Date

White - Destination Yellow - Transporter Pink - Generator Goldenrod - Consultant

EarthEfficient MSM LLC
1080 Sand Hill Rd
E.Stroudsburg PA, 18324

Ticket #: 6747
Date: 12/26/2024 9:33 AM
Phone: (516) 788-0083

Customer: MSM008-24
140-150 Westchester Ave
140-150 Westchester Ave
Port Chester NY, 10573

Generator: PACF
Port Chester OZ Fund III QOZB,LLC
359 Springfield Ave

Summit , NJ 07901

SEBEST 01 - SEBEST 01 (AY175L-NJ)
Manifest: 66153

Remarks: Thank you, Drive Safely !!!!

Signature:

Weighmaster: TG - Thomas Galarza (PA LIC# 92161)

Material	Quantity	Gross	Tare	Net
PACF	30.22 tn	87,680	27,240	60,440





EARTH EFFICIENT

#6747

www.earthefficient.com | portal.earthefficient.com
o: (631) 209-4245 | f: (631) 206-9160

NON-HAZARDOUS MATERIAL MANIFEST

#66153

GENERATOR

Generator Name Port Chester 02 fund 111 002 BLLC

Address 359 Springfield Ave Summit NJ 07901

Phone No. ___-___

Generating Location 140-150 Westchester Ave

Address Port Chester NY 10573 NYSDEC BCP #C360222

Description of Material

Non-Hazardous Soils Comp B2 C2

Approval Code: MSM008-24 CELL D

I hereby certify that the above named material does not contain free liquid as defined by 40 CFR Part 260.10 or any applicable state law, is not a hazardous waste as defined by 40 CFR Part 261 or any applicable state law, has been properly described, classified and packaged, and is in proper condition for transportation according to applicable regulations.

Alex Vaporre — Generator Authorized Agent Name

[signature] — Signature

122624 — Shipment Date

TRANSPORTER

Truck No. 1

Transporter Name Sebest

Address

Phone No.

Driver Name (Print) [signature]

Vehicle License No./State A1/175L

I hereby certify that the above named material was picked up at the generator site listed above.

[signature] — Driver Signature

122624 — Shipment Date

DESTINATION

Site Name EE-MSM

Phone No. ___-___

Address 1080 Sand Hill Rd East Stroudsburg PA 18302

I hereby certify that the above named material has been accepted and to the best of my knowledge the foregoing is true and accurate.

[signature] — Name of Authorized Agent

[signature] — Signature

122624 — Receipt Date

White - Destination Yellow - Transporter Pink - Generator Goldenrod - Consultant

EarthEfficient MSM LLC
1080 Sand Hill Rd
E.Stroudsburg PA, 18324

Ticket #: 6748
Date: 12/26/2024 11:26 AM
Phone: (516) 788-0083

Customer: MSM008-24
140-150 Westchester Ave
140-150 Westchester Ave
Port Chester NY, 10573

Generator: PACF
Port Chester OZ Fund III QOZB,LLC
359 Springfield Ave

Summit , NJ 07901

OSUNA 2 - OSUNA TRUCKING 02 (AW287S-NJ)
Manifest: 66155

Remarks: Thank you, Drive Safely !!!!

Signature:

Weighmaster: TG - Thomas Galarza (PA LIC# 92161)

Material	Quantity	Gross	Tare	Net
PACF	32.25 tn	92,420	27,920	64,500





EARTH EFFICIENT

#6748

www.earthefficient.com | portal.earthefficient.com
o: (631) 209-4245 | f: (631) 206-9160

NON-HAZARDOUS MATERIAL MANIFEST

#66155

GENERATOR

Generator Name Port Chester 02 Landlord LLC

Address 359 Springfield Ave Summit NJ 07901

Phone No. [ ][ ][ ]-[ ][ ][ ][ ][ ][ ][ ]

Generating Location 140-150 Westchester Ave

Address Port Chester NY 10573

NYSDec Bsp # C360222

Description of Material

Non-Hazardous Soils Comp C&D

Approval Code: MSM008-24 CELL

I hereby certify that the above named material does not contain free liquid as defined by 40 CFR Part 260.10 or any applicable state law, is not a hazardous waste as defined by 40 CFR Part 261 or any applicable state law, has been properly described, classified and packaged, and is in proper condition for transportation according to applicable regulations.

Alex Vejares — Generator Authorized Agent Name

Signature

12/26/24 — Shipment Date

TRANSPORTER

Truck No. 2

Transporter Name OSUNA

Address

Phone No.

Driver Name (Print) ANDRES

Vehicle License No./State AW2875

I hereby certify that the above named material was picked up at the generator site listed above.

Driver Signature

12/26/24 — Shipment Date

DESTINATION

Site Name EE MSM

Phone No. [ ][ ][ ]-[ ][ ][ ][ ][ ][ ][ ]

Address 1080 Sand Hill Rd East Stroudsburg PA 18302

I hereby certify that the above named material has been accepted and to the best of my knowledge the foregoing is true and accurate.

TOM G — Name of Authorized Agent

Signature

12/26/24 — Receipt Date

White - Destination | Yellow - Transporter | Pink - Generator | Goldenrod - Consultant

EarthEfficient MSM LLC
1080 Sand Hill Rd
E.Stroudsburg PA, 18324

Ticket #: 6749
Date: 12/26/2024 1:39 PM
Phone: (516) 788-0083

Customer: MSM008-24
140-150 Westchester Ave
140-150 Westchester Ave
Port Chester NY, 10573

Generator: PACF
Port Chester OZ Fund III QOZB,LLC
359 Springfield Ave

Summit , NJ 07901

SEBEST 03 - SEBEST 03 (AY623Y-NJ)
Manifest: 66156

Remarks: Thank you, Drive Safely !!!!

Signature:

Weighmaster: TG - Thomas Galarza (PA LIC# 92161)

Material	Quantity	Gross	Tare	Net
PACF	30.25 tn	87,680	27,180	60,500





EARTH EFFICIENT

#6749

www.earthefficient.com | portal.earthefficient.com
o: (631) 209-4245 | f: (631) 206-9160

NON-HAZARDOUS MATERIAL MANIFEST

#66156

GENERATOR

Generator Name Portchester 02 Fund III 002 BLLC

Address 359 Springfield Ave ~~[illegible]~~ Summit NJ 07901

Phone No. ___-___

Generating Location 140-150 Westchester Ave

Address Port Chester NY 10573

NYSDecBCP # C360221

Description of Material

Non-Hazardous Soils

Comp B2 C2

Approval Code: MSM008-21 CELL D

I hereby certify that the above named material does not contain free liquid as defined by 40 CFR Part 260.10 or any applicable state law, is not a hazardous waste as defined by 40 CFR Part 261 or any applicable state law, has been properly described, classified and packaged, and is in proper condition for transportation according to applicable regulations.

Alex Vaporis — Generator Authorized Agent Name

[signature] — Signature

122624 — Shipment Date

TRANSPORTER

Truck No. 3

Transporter Name Sebest

Address

Phone No.

Driver Name (Print) Fernando

Vehicle License No./State AY6231

I hereby certify that the above named material was picked up at the generator site listed above.

Fernando — Driver Signature

122624 — Shipment Date

DESTINATION

Site Name EE MSM

Phone No. ___-___

Address 1080 Sand Hill Rd East Stroudsburg PA 18302

I hereby certify that the above named material has been accepted and to the best of my knowledge the foregoing is true and accurate.

Tom G — Name of Authorized Agent

TG — Signature

122624 — Receipt Date

White - Destination | Yellow - Transporter | Pink - Generator | Goldenrod - Consultant

EarthEfficient MSM LLC
1080 Sand Hill Rd
E.Stroudsburg PA, 18324

Ticket #: 6750
Date: 12/26/2024 1:42 PM
Phone: (516) 788-0083

Customer: MSM008-24
140-150 Westchester Ave
140-150 Westchester Ave
Port Chester NY, 10573

Generator: PACF
Port Chester OZ Fund III QOZB,LLC
359 Springfield Ave

Summit , NJ 07901

SEBEST 2 - SEBEST 02 (AX581L-NJ)
Manifest: 66157

Remarks: Thank you, Drive Safely !!!!

Signature:

Weighmaster: TG - Thomas Galarza (PA LIC# 92161)

Material	Quantity	Gross	Tare	Net
PACF	31.23 tn	89,860	27,400	62,460





EARTH EFFICIENT

#6750

www.earthefficient.com | portal.earthefficient.com
o: (631) 209-4245 | f: (631) 206-9160

NON-HAZARDOUS MATERIAL MANIFEST

#66157

GENERATOR

Generator Name Port Chester OZ Fund III QOZB LLC
Address 359 Springfield Ave
Summit NJ 07901
Phone No. [ ][ ][ ]-[ ][ ][ ][ ][ ][ ][ ]

Generating Location 140-150 Westchester Ave
Address Portchester NY 10573
NYSDEC Bapt # C360222

Description of Material

Non-Hazardous Soils comp B2 C2

Approval Code: MSM00624 CELL 1

I hereby certify that the above named material does not contain free liquid as defined by 40 CFR Part 260.10 or any applicable state law, is not a hazardous waste as defined by 40 CFR Part 261 or any applicable state law, has been properly described, classified and packaged, and is in proper condition for transportation according to applicable regulations.

Alex Vaporis — Generator Authorized Agent Name
Signature
12/26/24 — Shipment Date

TRANSPORTER

Truck No. 2
Transporter Name Sebest
Address

Phone No.
Driver Name (Print) Luis Perez
Vehicle License No./State AX581L

I hereby certify that the above named material was picked up at the generator site listed above.

Driver Signature
12/26/24 — Shipment Date

DESTINATION

Site Name EE MSM
Address 1080 Sand Hill Rd East Stroudsburg PA 18302

Phone No. [ ][ ][ ]-[ ][ ][ ][ ][ ][ ][ ]

I hereby certify that the above named material has been accepted and to the best of my knowledge the foregoing is true and accurate.

Name of Authorized Agent
Signature
12/26/24 — Receipt Date

White - Destination | Yellow - Transporter | Pink - Generator | Goldenrod - Consultant

EarthEfficient MSM LLC
1080 Sand Hill Rd
E.Stroudsburg PA, 18324

Ticket #: 6751
Date: 12/26/2024 2:36 PM
Phone: (516) 788-0083

Customer: MSM008-24
140-150 Westchester Ave
140-150 Westchester Ave
Port Chester NY, 10573

Generator: PACF
Port Chester OZ Fund III QOZB,LLC
359 Springfield Ave

Summit , NJ 07901

SEBEST 06 - AZ483E-NJ
Manifest: 66158

Remarks: Thank you, Drive Safely !!!!

Signature:

Weighmaster: TG - Thomas Galarza (PA LIC# 92161)

Material	Quantity	Gross	Tare	Net
PACF	32.84 tn	92,980	27,300	65,680





#6751

EARTHEFFICIENT

www.earthefficient.com | portal.earthefficient.com
o: (631) 209-4245 | f: (631) 206-9160

NON-HAZARDOUS MATERIAL MANIFEST

#66158

GENERATOR

Generator Name: Port Chester 02 Fund III 02LLC
Address: 359 Springfield Ave Summit NJ 07901
Phone No.:

Generating Location: 140-150 Westchester Ave
Address: Port Chester NY 10573
NYSDEC BP # C360227

Description of Material

Non-Hazardous Soils Comp B2 C2 D

Approval Code: MSM008-24 CELL

I hereby certify that the above named material does not contain free liquid as defined by 40 CFR Part 260.10 or any applicable state law, is not a hazardous waste as defined by 40 CFR Part 261 or any applicable state law, has been properly described, classified and packaged, and is in proper condition for transportation according to applicable regulations.

Alex Voporis — Generator Authorized Agent Name
Signature
12/26/24 — Shipment Date

TRANSPORTER

Truck No.: 6
Transporter Name: Sebest
Address:

Phone No.:
Driver Name (Print): Arley G
Vehicle License No./State: AZ483E

I hereby certify that the above named material was picked up at the generator site listed above.

Driver Signature
12/26/24 — Shipment Date

DESTINATION

Site Name: MSM
Phone No.:
Address: 1080 Sand Hill Rd East Stroudsburg PA 18302

I hereby certify that the above named material has been accepted and to the best of my knowledge the foregoing is true and accurate.

Name of Authorized Agent
Signature
12/26/24 — Receipt Date

White - Destination | Yellow - Transporter | Pink - Generator | Goldenrod - Consultant

EarthEfficient MSM LLC
1080 Sand Hill Rd
E.Stroudsburg PA, 18324

Ticket #: 6752
Date: 12/26/2024 2:49 PM
Phone: (516) 788-0083

Customer: MSM008-24
140-150 Westchester Ave
140-150 Westchester Ave
Port Chester NY, 10573

Generator: PACF
Port Chester OZ Fund III QOZB,LLC
359 Springfield Ave

Summit , NJ 07901

OSUNA 04 - OSUNA TRUCKING 04 (AZ664C-NJ)
Manifest: 66160

Remarks: Thank you, Drive Safely !!!!

Signature:

Weighmaster: TG - Thomas Galarza (PA LIC# 92161)

Material	Quantity	Gross	Tare	Net
PACF	30.5 tn	88,980	27,980	61,000





EARTHEFFICIENT

#6752

www.earthefficient.com | portal.earthefficient.com
o: (631) 209-4245 | f: (631) 206-9160

NON-HAZARDOUS MATERIAL MANIFEST

#66160

GENERATOR

Generator Name: Port Chester QZ Fund III QOZ LLC
Address: 359 Springfield Ave Summit NJ 07901
Phone No.: [ ][ ][ ]-[ ][ ][ ][ ][ ][ ][ ]

Generating Location: 40-150 Westchester Ave
Address: Port Chester NY 10573

Description of Material

Non-Hazardous Soils COMP B2 C2 D

Approval Code: MSM005-24 CELL

I hereby certify that the above named material does not contain free liquid as defined by 40 CFR Part 260.10 or any applicable state law, is not a hazardous waste as defined by 40 CFR Part 261 or any applicable state law, has been properly described, classified and packaged, and is in proper condition for transportation according to applicable regulations.

Alex Vapora — Generator Authorized Agent Name
[signature] — Signature
12/26/24 — Shipment Date

TRANSPORTER

Truck No.: 4
Transporter Name: OSUNA
Address:

Phone No.:
Driver Name (Print): ABT
Vehicle License No./State: A26664C

I hereby certify that the above named material was picked up at the generator site listed above.

ABT — Driver Signature
12/26/24 — Shipment Date

DESTINATION

Site Name: EE MSM
Address: 1080 Sand Hill Rd East Stroudsburg PA 18302
Phone No.: [ ][ ][ ]-[ ][ ][ ][ ][ ][ ][ ]

I hereby certify that the above named material has been accepted and to the best of my knowledge the foregoing is true and accurate.

[illegible] — Name of Authorized Agent
[signature] — Signature
12/26/24 — Receipt Date

White - Destination | Yellow - Transporter | Pink - Generator | Goldenrod - Consultant

EarthEfficient MSM LLC
1080 Sand Hill Rd
E.Stroudsburg PA, 18324

EARTHEFFICIENT MSM

Ticket #: 6753
Date: 12/26/2024 2:55 PM
Phone: (516) 788-0083

Customer: MSM008-24
140-150 Westchester Ave
140-150 Westchester Ave
Port Chester NY, 10573

Generator: PACF
Port Chester OZ Fund III QOZB,LLC
359 Springfield Ave
Summit , NJ 07901

OSUNA 1 - OSUNA TRUCKING 01 (AW592C-NJ)
Manifest: 66159

Remarks: Thank you, Drive Safely !!!!

Signature:

Weighmaster: TG - Thomas Galarza (PA LIC# 92161)

Material	Quantity	Gross	Tare	Net
PACF	33.77 tn	95,420	27,880	67,540





EARTHEFFICIENT

#6753

www.earthefficient.com | portal.earthefficient.com
o: (631) 209-4245 | f: (631) 206-9160

NON-HAZARDOUS MATERIAL MANIFEST

#66159

GENERATOR

Generator Name Port Chester OZ Fund III Q02044

Address 359 Springfield Ave
Summit NJ 07901

Phone No. ___-_____

Generating Location 140-150 Westchester Ave

Address Port Chester NY 10573
NYSDecBcp # C360222

Description of Material

Non-Hazardous Soils

Comp B2 C2

Approval Code: MSM008-24 CELL D

I hereby certify that the above named material does not contain free liquid as defined by 40 CFR Part 260.10 or any applicable state law, is not a hazardous waste as defined by 40 CFR Part 261 or any applicable state law, has been properly described, classified and packaged, and is in proper condition for transportation according to applicable regulations.

Alex Vaporo — Generator Authorized Agent Name

[signature] — Signature

122624 — Shipment Date

TRANSPORTER

Truck No. 2

Transporter Name OSUNA

Address Dover NJ

Phone No.

Driver Name (Print) Andres P.

Vehicle License No./State AC592C

I hereby certify that the above named material was picked up at the generator site listed above.

Driver Signature

122624 — Shipment Date

DESTINATION

Site Name EE MSM

Phone No. ___-_____

Address 1080 Sand Hill Rd East Stroudsburgs PA 18302

I hereby certify that the above named material has been accepted and to the best of my knowledge the foregoing is true and accurate.

Tom. G — Name of Authorized Agent

TG — Signature

122624 — Receipt Date

White - Destination Yellow - Transporter Pink - Generator Goldenrod - Consultant

EarthEfficient MSM LLC
1080 Sand Hill Rd
E.Stroudsburg PA, 18324

Ticket #: 6754
Date: 12/26/2024 4:46 PM
Phone: (516) 788-0083

Customer: MSM008-24
140-150 Westchester Ave
140-150 Westchester Ave
Port Chester NY, 10573

Generator: PACF
Port Chester OZ Fund III QOZB,LLC
359 Springfield Ave

Summit , NJ 07901

SEBEST 05 - SEBEST 05 (AY736W-NJ)
Manifest: 66161

Remarks: Thank you, Drive Safely !!!!

Signature: Jaime H

Weighmaster: TG - Thomas Galarza (PA LIC# 92161)

Material	Quantity	Gross	Tare	Net
PACF	31.17 tn	89,420	27,080	62,340





#6754

EARTH EFFICIENT

www.earthefficient.com | portal.earthefficient.com
o: (631) 209-4245 | f: (631) 206-9160

NON-HAZARDOUS MATERIAL MANIFEST

#66161

GENERATOR

Generator Name Port Chester OZ Fund III Q02B, LLC
Address 359 Springfield Ave
Summit NJ 07901
Phone No. ___-_____

Generating Location 140-150 Westchester Ave
Address Port Chester NY 10573
NYSDECBCP # C360222

Description of Material

Non-Hazardous Soils COMP B2 C2

Approval Code MSM00624 CELL D

I hereby certify that the above named material does not contain free liquid as defined by 40 CFR Part 260.10 or any applicable state law, is not a hazardous waste as defined by 40 CFR Part 261 or any applicable state law, has been properly described, classified and packaged, and is in proper condition for transportation according to applicable regulations.

Alex Vigorre — Generator Authorized Agent Name
[signature] — Signature
122624 — Shipment Date

TRANSPORTER

Truck No. 5
Transporter Name Sebest
Address

Phone No.
Driver Name (Print) [signature]
Vehicle License No./State AY 736W

I hereby certify that the above named material was picked up at the generator site listed above.

Jaime H. — Driver Signature
122624 — Shipment Date

DESTINATION

Site Name EE MSM
Address 1080 Sand Hill Rd East Stroudsburg PA 18302
Phone No. ___-_____

I hereby certify that the above named material has been accepted and to the best of my knowledge the foregoing is true and accurate.

TCM. G — Name of Authorized Agent
[signature] — Signature
122624 — Receipt Date

White - Destination Yellow - Transporter Pink - Generator Goldenrod - Consultant

EarthEfficient MSM LLC
1080 Sand Hill Rd
E.Stroudsburg PA, 18324

Ticket #: 6755
Date: 12/27/2024 1:17 PM
Phone: (516) 788-0083

Customer: MSM008-24
140-150 Westchester Ave
140-150 Westchester Ave
Port Chester NY, 10573

Generator: PACF
Port Chester OZ Fund III QOZB,LLC
359 Springfield Ave
Summit , NJ 07901

SEBEST 05 - SEBEST 05 (AY736W-NJ)
Manifest: 66162

Remarks: Thank you, Drive Safely !!!!

Signature: Jaime H.

Weighmaster: TG - Thomas Galarza (PA LIC# 92161)

Material	Quantity	Gross	Tare	Net
PACF	29.75 tn	86,580	27,080	59,500





#6755

EARTHEFFICIENT

www.earthefficient.com | portal.earthefficient.com
o: (631) 209-4245 | f: (631) 206-9160

NON-HAZARDOUS MATERIAL MANIFEST

#66162

GENERATOR

Generator Name: Port Chester OZ Fund III QOZB LLC
Address: 359 Springfield Ave Summit NJ 07901

Generating Location: 40-150 Westchester Ave
Address: Port Chester NY 10573
NYSDecBCP# C360222

Phone No.

Description of Material

Non-Hazardous Soils Comp B2 C2

Approval Code: NSM008-24 CELL D

I hereby certify that the above named material does not contain free liquid as defined by 40 CFR Part 260.10 or any applicable state law, is not a hazardous waste as defined by 40 CFR Part 261 or any applicable state law, has been properly described, classified and packaged, and is in proper condition for transportation according to applicable regulations.

Alex Veporis — Generator Authorized Agent Name
Signature
12/27/24 — Shipment Date

TRANSPORTER

Truck No. 5
Transporter Name Sebest
Address

Phone No.
Driver Name (Print)
Vehicle License No./State AX 73600

I hereby certify that the above named material was picked up at the generator site listed above.

Jaime H — Driver Signature
12/27/24 — Shipment Date

DESTINATION

Site Name EE NSM
Phone No.
Address 1080 Sand Hill Rd East Stroudsburg PA 18302

I hereby certify that the above named material has been accepted and to the best of my knowledge the foregoing is true and accurate.

Tam. E — Name of Authorized Agent
Signature
12/27/24 — Receipt Date

White - Destination | Yellow - Transporter | Pink - Generator | Goldenrod - Consultant

EarthEfficient MSM LLC
1080 Sand Hill Rd
E.Stroudsburg PA, 18324

Ticket #: 6756
Date: 12/27/2024 2:17 PM
Phone: (516) 788-0083

Customer: MSM008-24
140-150 Westchester Ave
140-150 Westchester Ave
Port Chester NY, 10573

Generator: PACF
Port Chester OZ Fund III QOZB,LLC
359 Springfield Ave

Summit , NJ 07901

SEBEST 03 - SEBEST 03 (AY623Y-NJ)
Manifest: 66163

Remarks: Thank you, Drive Safely !!!!

Signature:

Weighmaster: TG - Thomas Galarza (PA LIC# 92161)

Material	Quantity	Gross	Tare	Net
PACF	28.8 tn	84,780	27,180	57,600





EARTH EFFICIENT

#6756

www.earthefficient.com | portal.earthefficient.com
o: (631) 209-4245 | f: (631) 206-9160

NON-HAZARDOUS MATERIAL MANIFEST

#66163

GENERATOR

Generator Name Port Chester 02 Fund III G02B LLC
Address 359 Springfield Ave
Summit NJ 07901
Phone No. ___-_____

Generating Location 140-150 Westchester Ave
Address Port Chester NY 10573
NYSDecBop# C360222

Description of Material

Non-Hazardous Soils B2
COMP C2
Approval Code: MSM008-24 CELL D

I hereby certify that the above named material does not contain free liquid as defined by 40 CFR Part 260.10 or any applicable state law, is not a hazardous waste as defined by 40 CFR Part 261 or any applicable state law, has been properly described, classified and packaged, and is in proper condition for transportation according to applicable regulations.

Alex Vaporis
Generator Authorized Agent Name

[signature]
Signature

122724
Shipment Date

TRANSPORTER

Truck No. 3
Transporter Name Sebest
Address

Phone No.
Driver Name (Print) Fernando
Vehicle License No./State AY6231

I hereby certify that the above named material was picked up at the generator site listed above.

Fernando
Driver Signature

122724
Shipment Date

DESTINATION

Site Name EE-MSM
Address 1080 Sand Hill Rd East Stroudsburg PA 18302
Phone No. ___-_____

I hereby certify that the above named material has been accepted and to the best of my knowledge the foregoing is true and accurate.

Tom. G
Name of Authorized Agent

[signature]
Signature

122724
Receipt Date

White - Destination Yellow - Transporter Pink - Generator Goldenrod - Consultant

EarthEfficient MSM LLC
1080 Sand Hill Rd
E.Stroudsburg PA, 18324

Ticket #: 6757
Date: 12/27/2024 4:24 PM
Phone: (516) 788-0083

Customer: MSM008-24
140-150 Westchester Ave
140-150 Westchester Ave
Port Chester NY, 10573

Generator: PACF
Port Chester OZ Fund III QOZB,LLC
359 Springfield Ave

Summit , NJ 07901

SEBEST 01 - SEBEST 01 (AY175L-NJ)
Manifest: 66164

Remarks: Thank you, Drive Safely !!!!

Signature:

Weighmaster: TG - Thomas Galarza (PA LIC# 92161)

Material	Quantity	Gross	Tare	Net
PACF	30 tn	87,240	27,240	60,000





EARTH EFFICIENT

#6757

www.earthefficient.com | portal.earthefficient.com
o: (631) 209-4245 | f: (631) 206-9160

NON-HAZARDOUS MATERIAL MANIFEST

#66164

GENERATOR

Generator Name Portchester 02 Fund III Q02 BLLC
Address 359 Springfield Ave
Summit NJ 07901
Phone No. ___-_____

Generating Location 140-150 Westchester Ave
Address Portchester NY 10573
NYSDecBCP # C360222

Description of Material

Non-Hazardous Soils Comp C2 B2
Approval Code: MSM008-24 CELL D

I hereby certify that the above named material does not contain free liquid as defined by 40 CFR Part 260.10 or any applicable state law, is not a hazardous waste as defined by 40 CFR Part 261 or any applicable state law, has been properly described, classified and packaged, and is in proper condition for transportation according to applicable regulations.

Alex Vaporis — Generator Authorized Agent Name
[signature] — Signature
122724 — Shipment Date

TRANSPORTER

Truck No. 1
Transporter Name Sebest
Address

Phone No.
Driver Name (Print) [illegible]
Vehicle License No./State AY 175L

I hereby certify that the above named material was picked up at the generator site listed above.

[signature] — Driver Signature
122724 — Shipment Date

DESTINATION

Site Name EE-MSM
Phone No. ___-_____
Address 1080 Sand Hill Rd East Stroudsburg PA 18302

I hereby certify that the above named material has been accepted and to the best of my knowledge the foregoing is true and accurate.

[signature] — Name of Authorized Agent
[signature] — Signature
122724 — Receipt Date

White - Destination Yellow - Transporter Pink - Generator Goldenrod - Consultant

Appendix L:

Trucking Permits

NEW YORK STATE DEPARTMENT OF ENVIRONMENTAL CONSERVATION
DIVISION OF MATERIALS MANAGEMENT

PART 364
WASTE TRANSPORTER PERMIT NO. NJ-1016

Pursuant to Article 27 ,Titles 3 and 15 of the Environmental Conservation Law and 6 NYCRR 364

PERMIT ISSUED TO:

CF BROTHERS TRANSPORTATION, INC.
69 W. SECOND STREET
BOUND BROOK, NJ 08805

PERMIT TYPE:

☐ NEW
☐ RENEWAL
■ MODIFICATION

CONTACT NAME:	CARLOS MARTINEZ	EFFECTIVE DATE:	03/27/2024
COUNTY:	OUT OF STATE	EXPIRATION DATE:	**03/10/2025**
TELEPHONE NO:	(732)585-9833	US EPA ID NUMBER:	

AUTHORIZED WASTE TYPES BY DESTINATION FACILITY:

The Permittee is Authorized to Transport the Following Waste Type(s) to the Destination Facility listed :

Destination Facility	Location	Waste Type(s)	Note
ACUA HANEMAN "FRITZ" ENVIRONMENTAL PARK	EGG HARBOR TOWNSHIP , NJ	Non-Hazardous Industrial/Commercial Petroleum Contaminated Soil	
Allocco Recycling Ltd (Kingsland Ave)	Brooklyn , NY	Non-Hazardous Industrial/Commercial	
ATLANTIC COUNTY UTILITIES AUTHORITY	EGG HARBOR , NJ	Non-Hazardous Industrial/Commercial Petroleum Contaminated Soil	
BAYSHORE SOIL MANAGEMENT, LLC	KEASBEY , NJ	Non-Hazardous Industrial/Commercial Petroleum Contaminated Soil	
BELLMAWR WATERFRONT DEVELOPMENT	BELLMAWR , NJ	Non-Hazardous Industrial/Commercial Petroleum Contaminated Soil	
BETHLEHEM EARTH, LP	BETHLEHEM , PA	Non-Hazardous Industrial/Commercial Petroleum Contaminated Soil	
BETHLEHEM LANDFILL	BETHLEHEM , PA	Non-Hazardous Industrial/Commercial Petroleum Contaminated Soil	
BROOK BROTHERS ENTERPRISES/ FRATTERELLI BROS	CARSTADT , NJ	Non-Hazardous Industrial/Commercial	
BTL BARTELL	POCONO SUMMIT , PA	Non-Hazardous Industrial/Commercial Petroleum Contaminated Soil	
CAPITAL DEVELOPMENT	E. BANGOR , PA	Non-Hazardous Industrial/Commercial Petroleum Contaminated Soil	
CLEAN EARTH - BETHLEHEM	BETHLEHEM , PA	Non-Hazardous Industrial/Commercial Petroleum Contaminated Soil	

*** AUTHORIZED WASTE TYPES BY DESTINATION FACILITY LISTING (continued on next page) ***

NOTE: By acceptance of this permit, the permittee agrees that the permit is contingent upon strict compliance with the Environmental Conservation Law, all applicable regulations, and the General Conditions printed on the back of this page.

ADDRESS:

New York State Department of Environmental Conservation
Division of Materials Management - Waste Transporter Program
625 Broadway, 9th Floor
Albany, NY 12233-7251

AUTHORIZED SIGNATURE: Patricia A. Leonardo Digitally signed by Patricia A. Leonardo Date: 2024.03.26 12:55:02 -04'00' Date:_____/_____/_____

WASTE TRANSPORTER PERMIT

GENERAL CONDITIONS

The permittee must:

1. Carry a copy of this waste transporter permit in each vehicle to transport waste. Failure to produce a copy of the permit upon request is a violation of the permit.

2. Display the full name of the transporter on both sides of each vehicle and display the waste transporter permit number on both sides and rear of each vehicle containing waste. The displayed name and permit number must be in characters at least three inches high and of a color that contrasts sharply with the background.

3. Transport waste only in authorized vehicles. An authorized vehicle is one that is listed on this permit.

4. Submit to the Department a modification application for additions/deletions to the authorized fleet of vehicles. The permittee must wait for a modified permit before operating the vehicles identified in the modification application.

5. Submit to the Department a modification application to add a new waste category or a new destination facility, or to change the current waste or destination facility category. The permittee must wait for a modified permit before transporting new waste types or transporting to new destination facilities.

6. Submit to the Department a modification application for change of address or company name.

7. Comply with requirements for placarding and packaging as set forth in New York State Transportation Law as well as any applicable federal rules and regulations.

8. Contain all wastes in the vehicle so there is no leaking, blowing, or other discharge of waste.

9. Use vehicles to transport only materials not intended for human or animal consumption unless the vehicle is properly cleaned.

10. Comply with requirements for manifesting hazardous waste, regulated medical waste, or low-level radioactive waste as set forth in the New York State Environmental Conservation Law and the implementing regulations. Transporters who provide a pre-printed manifest to a generator/shipper/ offeror of regulated waste shall ensure that all information is correct and clearly legible on all copies of the manifest.

11. Deliver waste only to transfer, storage, treatment and disposal facilities authorized to accept such waste. Permittee must demonstrate that facilities are so authorized if requested to do so.

12. Maintain liability insurance as required by New York State Environmental Conservation Law.

13. Maintain records of the amount of each waste type transported to each destination facility on a calendar-year basis. The transporter is obligated to provide a report of this information to the Department at the time of permit renewal, or to any law enforcement officer, if requested to do so.

14. Pay regulatory fees on an annual basis. Non-payment may be cause for revocation or suspension of permit.

15. This permit is not transferrable. A change of ownership will invalidate this permit.

16. This permit does not relieve the permittee from the obligation to obtain any other approvals or permits, or from complying with any other applicable federal, state, or local requirement.

17. **Renewal applications must be submitted no less than 30 days prior to the expiration date of the permit to:**

New York State Department of Environmental Conservation
Division of Materials Management, Waste Transporter Program
625 Broadway, 9th Floor
Albany, NY 12233-7251

NEW YORK STATE DEPARTMENT OF ENVIRONMENTAL CONSERVATION
DIVISION OF MATERIALS MANAGEMENT

PART 364
WASTE TRANSPORTER PERMIT NO. NJ-1016

Pursuant to Article 27 ,Titles 3 and 15 of the Environmental Conservation Law and 6 NYCRR 364

PERMIT ISSUED TO:

CF BROTHERS TRANSPORTATION, INC.
69 W. SECOND STREET
BOUND BROOK, NJ 08805

CONTACT NAME: CARLOS MARTINEZ
COUNTY: OUT OF STATE
TELEPHONE NO: (732)585-9833

PERMIT TYPE:

☐ NEW
☐ RENEWAL
■ MODIFICATION

EFFECTIVE DATE: 03/27/2024
EXPIRATION DATE: **03/10/2025**
US EPA ID NUMBER:

AUTHORIZED WASTE TYPES BY DESTINATION FACILITY: (Continued)
The Permittee is Authorized to Transport the Following Waste Type(s) to the Destination Facility listed :

Destination Facility	Location	Waste Type(s)	Note
CLEAN EARTH OF CARTERET	CARTERET , NJ	Non-Hazardous Industrial/Commercial Petroleum Contaminated Soil	
CLEAN EARTH OF MARYLAND	HAGERSTOWN , MD	Non-Hazardous Industrial/Commercial Petroleum Contaminated Soil	
CLEAN EARTH OF NEW CASTLE, INC.	NEW CASTLE , DE	Non-Hazardous Industrial/Commercial	
CLEAN EARTH OF NORTH JERSEY	KEARNY , NJ	Non-Hazardous Industrial/Commercial Petroleum Contaminated Soil	
CLEAN EARTH OF PHILADELPHIA	PHILADELPHIA , PA	Non-Hazardous Industrial/Commercial Petroleum Contaminated Soil	
CLEAN EARTH OF SOUTHEAST PENNSYLVANIA	MORRISVILLE , PA	Non-Hazardous Industrial/Commercial Petroleum Contaminated Soil	
CLINTON QUARRY	CLINTON , NJ	Non-Hazardous Industrial/Commercial Petroleum Contaminated Soil	
COMMONWEALTH ENVIRONMENTAL SYSTEMS, LP	HEGINS , PA	Non-Hazardous Industrial/Commercial Petroleum Contaminated Soil	
CONESTOGA LANDFILL	MORGANTOWN , PA	Non-Hazardous Industrial/Commercial Petroleum Contaminated Soil	
COPLAY AGGREGATES	WHITEHALL , PA	Non-Hazardous Industrial/Commercial Petroleum Contaminated Soil	
Cycle Chem Inc dba ACV Enviro	New Windsor , NY	Non-Hazardous Industrial/Commercial Petroleum Contaminated Soil	
CYTEC INDUSTRIES, INC. - WARNERS	LINDEN , NJ	Non-Hazardous Industrial/Commercial Petroleum Contaminated Soil	
DOREMUS AVE SITE PREP & EARTHWORK	NEWARK , NJ	Non-Hazardous Industrial/Commercial Petroleum Contaminated Soil	
EARTH EFFICIENT HARMONY (PLANT #1 BELVIDERE RD)	PHILLIPSBURG , NJ	Non-Hazardous Industrial/Commercial	
EARTH EFFICIENT HARMONY (PLANT #2 FOUL RIFT)	BELVIDERE , NJ	Non-Hazardous Industrial/Commercial	
EARTH EFFICIENT MSM LLC	EAST STROUDSBURG , PA	Non-Hazardous Industrial/Commercial	
ESMI OF NEW JERSEY	KEASBEY , NJ	Non-Hazardous Industrial/Commercial Petroleum Contaminated Soil	
FAIRLESS LANDFILL (PA DEP 101699)	MORRISVILLE , PA	Non-Hazardous Industrial/Commercial Petroleum Contaminated Soil	

*** AUTHORIZED WASTE TYPES BY DESTINATION FACILITY LISTING (continued on next page) ***

NEW YORK STATE DEPARTMENT OF ENVIRONMENTAL CONSERVATION
DIVISION OF MATERIALS MANAGEMENT

PART 364
WASTE TRANSPORTER PERMIT NO. NJ-1016

Pursuant to Article 27 ,Titles 3 and 15 of the Environmental Conservation Law and 6 NYCRR 364

PERMIT ISSUED TO:

CF BROTHERS TRANSPORTATION, INC.
69 W. SECOND STREET
BOUND BROOK, NJ 08805

PERMIT TYPE:

☐ NEW
☐ RENEWAL
■ MODIFICATION

CONTACT NAME:	CARLOS MARTINEZ	EFFECTIVE DATE:	03/27/2024
COUNTY:	OUT OF STATE	EXPIRATION DATE:	**03/10/2025**
TELEPHONE NO:	(732)585-9833	US EPA ID NUMBER:	

AUTHORIZED WASTE TYPES BY DESTINATION FACILITY: (Continued)
The Permittee is Authorized to Transport the Following Waste Type(s) to the Destination Facility listed :

Destination Facility	Location	Waste Type(s)	Note
Faztec Industries	Staten Island , NY	Non-Hazardous Industrial/Commercial	
FREEMANSBURG RESTORATION FACILITY	FREEMANSBURG , PA	Non-Hazardous Industrial/Commercial Petroleum Contaminated Soil	
GERDAU AMERISTEEL PERTH AMBOY MILL/ANACONDA COOPER SITE	PERTH AMBOY , NJ	Non-Hazardous Industrial/Commercial Petroleum Contaminated Soil	
GREEN ROCK RECYCLING	CLINTON , NJ	Non-Hazardous Industrial/Commercial Petroleum Contaminated Soil	
GREENVIEW	STROUDSBURG , PA	Non-Hazardous Industrial/Commercial Petroleum Contaminated Soil	
GRIFFIN PIPE PRODUCTION CO.	FLORENCE , NJ	Non-Hazardous Industrial/Commercial Petroleum Contaminated Soil	
GRINNELL RECYCLING INC	SPARTA , NJ	Non-Hazardous Industrial/Commercial Petroleum Contaminated Soil	
GROWS LANDFILL NORTH (PA DEP 101680)	MORRISVILLE , PA	Non-Hazardous Industrial/Commercial Petroleum Contaminated Soil	
HAZLETON CREEK PROPERTIES, LLC	HAZLETON , PA	Non-Hazardous Industrial/Commercial	
HENRY HARRIS SLF (ALHERN, INC.)	MULLICA HILL , NJ	Non-Hazardous Industrial/Commercial Petroleum Contaminated Soil	
HOFFMAN GRIFFETT MINE RECLAMATION FACILITY	BELVIDERE , NJ	Non-Hazardous Industrial/Commercial Petroleum Contaminated Soil	
Hunters Point Recycling Inc	Long Island City , NY	Non-Hazardous Industrial/Commercial	
IMPACT RECOVERY AND REUSE CENTER	LYNDHURST , NJ	Non-Hazardous Industrial/Commercial Petroleum Contaminated Soil	
JERC PARTNERS VII/LLC	EDISON , NJ	Non-Hazardous Industrial/Commercial Petroleum Contaminated Soil	
KEEGAN LANDFILL (HMDC) CLOSED DO NOT ADD	KEARNEY , NJ	Non-Hazardous Industrial/Commercial Petroleum Contaminated Soil	
KEYSTONE SANITARY LANDFILL	DUNMORE , PA	Non-Hazardous Industrial/Commercial Petroleum Contaminated Soil	
KSR CORP. DEVELOPMENT PROJECT	KEARNY , NJ	Non-Hazardous Industrial/Commercial	
LIBERTY AGGREGATES	JERSEY CITY , NJ	Non-Hazardous Industrial/Commercial Petroleum Contaminated Soil	

*** AUTHORIZED WASTE TYPES BY DESTINATION FACILITY LISTING (continued on next page) ***

NEW YORK STATE DEPARTMENT OF ENVIRONMENTAL CONSERVATION
DIVISION OF MATERIALS MANAGEMENT

PART 364
WASTE TRANSPORTER PERMIT NO. NJ-1016

Pursuant to Article 27 ,Titles 3 and 15 of the Environmental Conservation Law and 6 NYCRR 364

PERMIT ISSUED TO:

CF BROTHERS TRANSPORTATION, INC.
69 W. SECOND STREET
BOUND BROOK, NJ 08805

CONTACT NAME: CARLOS MARTINEZ
COUNTY: OUT OF STATE
TELEPHONE NO: (732)585-9833

PERMIT TYPE:

☐ NEW
☐ RENEWAL
■ MODIFICATION

EFFECTIVE DATE: 03/27/2024
EXPIRATION DATE: **03/10/2025**
US EPA ID NUMBER:

AUTHORIZED WASTE TYPES BY DESTINATION FACILITY: (Continued)
The Permittee is Authorized to Transport the Following Waste Type(s) to the Destination Facility listed :

Destination Facility	Location	Waste Type(s)	Note
MALANKA (MALL) LANDFILL	SECAUCUS , NJ	Non-Hazardous Industrial/Commercial Petroleum Contaminated Soil	
MIDDLESEX COUNTY UTILITY AUTHORITY	SAYREVILLE , NJ	Non-Hazardous Industrial/Commercial	
NATURES CHOICE	KEARNY , NJ	Non-Hazardous Industrial/Commercial	
New York Recycling LLC	Bronx , NY	Non-Hazardous Industrial/Commercial	
OVERPECK PARK LANDFILL AREA IV	PALISADES PARK , NJ	Non-Hazardous Industrial/Commercial Petroleum Contaminated Soil	
P PARK NORTH LLC	PROSPECT PARK , NJ	Non-Hazardous Industrial/Commercial	
Patriot Recycling Inc.	Oceanside , NY	Non-Hazardous Industrial/Commercial	
PHASE III ENVIRONMENTAL	PALMERTON , PA	Non-Hazardous Industrial/Commercial Petroleum Contaminated Soil	
PHILLIPSBURG COMMERCE PK URBAN RENEWAL ENTITY	PHILLIPSBURG , NJ	Non-Hazardous Industrial/Commercial Petroleum Contaminated Soil	
Posillico Materials	Farmingdale , NY	Non-Hazardous Industrial/Commercial	
PURE EARTH (MID ATLANTIC) RECYCLING TECH	VINELAND , NJ	Non-Hazardous Industrial/Commercial Petroleum Contaminated Soil	
PURE EARTH RECYCLING	VINELAND , NJ	Non-Hazardous Industrial/Commercial Petroleum Contaminated Soil	
PURE SOIL @ PERTH AMBOY	PERTH AMBOY , NJ	Non-Hazardous Industrial/Commercial Petroleum Contaminated Soil	
PURE SOIL TECHNOLOGIES	JACKSON , NJ	Non-Hazardous Industrial/Commercial Petroleum Contaminated Soil	
RESOURCE MANAGEMENT TECHNOLOGIES	NORTH BERGEN , NJ	Non-Hazardous Industrial/Commercial Petroleum Contaminated Soil	
Richmond Recycling LLC	Staten Island , NY	Non-Hazardous Industrial/Commercial	
ROCKRETE RECYCLING	ELIZABETH , NJ	Non-Hazardous Industrial/Commercial Petroleum Contaminated Soil	
ROCKTECH	JERSEY CITY , NJ	Non-Hazardous Industrial/Commercial Petroleum Contaminated Soil	
RODOTA FILL SITE	BELVIDERE , NJ	Non-Hazardous Industrial/Commercial Petroleum Contaminated Soil	
SILVA CONSTRUCTION & DEMOLITION	NEWARK , NJ	Non-Hazardous Industrial/Commercial	

*** AUTHORIZED WASTE TYPES BY DESTINATION FACILITY LISTING (continued on next page) ***

NEW YORK STATE DEPARTMENT OF ENVIRONMENTAL CONSERVATION
DIVISION OF MATERIALS MANAGEMENT

PART 364
WASTE TRANSPORTER PERMIT NO. NJ-1016

Pursuant to Article 27 ,Titles 3 and 15 of the Environmental Conservation Law and 6 NYCRR 364

PERMIT ISSUED TO:

CF BROTHERS TRANSPORTATION, INC.
69 W. SECOND STREET
BOUND BROOK, NJ 08805

CONTACT NAME: CARLOS MARTINEZ
COUNTY: OUT OF STATE
TELEPHONE NO: (732)585-9833

PERMIT TYPE:

☐ NEW
☐ RENEWAL
■ MODIFICATION

EFFECTIVE DATE: 03/27/2024
EXPIRATION DATE: **03/10/2025**
US EPA ID NUMBER:

AUTHORIZED WASTE TYPES BY DESTINATION FACILITY: (Continued)
The Permittee is Authorized to Transport the Following Waste Type(s) to the Destination Facility listed :

Destination Facility	Location	Waste Type(s)	Note
SILVA CONSTRUCTION & DEMOLITION	NEWARK , NJ	Petroleum Contaminated Soil	
SOIL SAFE, INC.	LOGAN TOWNSHIP , NJ	Non-Hazardous Industrial/Commercial Petroleum Contaminated Soil	
SOIL SAFE-METRO 12	CARTERET , NJ	Non-Hazardous Industrial/Commercial Petroleum Contaminated Soil	
STERICYCLE - HATFIELD	HATFIELD , PA	Non-Hazardous Industrial/Commercial Petroleum Contaminated Soil	
TAYLORS LANE REMEDIATION PROJECT	CINNAMINSON , NJ	Non-Hazardous Industrial/Commercial	
TETERBORO LANDING	TETERBORO , NJ	Non-Hazardous Industrial/Commercial Petroleum Contaminated Soil	
TILCON - KEARNY RECYCLING	KEARNY , NJ	Non-Hazardous Industrial/Commercial Petroleum Contaminated Soil	
TILCON NEW YORK, INC.	WHARTON , NJ	Non-Hazardous Industrial/Commercial Petroleum Contaminated Soil	
TOTAL RECYCLING CORPORATION/ FULLERTON SLAG BANK	ALLENTOWN , PA	Non-Hazardous Industrial/Commercial Petroleum Contaminated Soil	
TREMLEY POINT FLY ASH DISPOSAL SITE	LINDEN , NJ	Non-Hazardous Industrial/Commercial Petroleum Contaminated Soil	
TULLYTOWN RESOURCE RECOVERY FACILITY (PA DEP 101494)	TULLYTOWN , PA	Non-Hazardous Industrial/Commercial Petroleum Contaminated Soil	
WALTER R. EARLE RECYCLING CORP.	JACKSON , NJ	Non-Hazardous Industrial/Commercial Petroleum Contaminated Soil	
YANNUZZI & SONS	HILLSBOROUGH , NJ	Non-Hazardous Industrial/Commercial Petroleum Contaminated Soil	
YANNUZZI GROUP - MIDDLESEX COUNTY	EDISON , NJ	Non-Hazardous Industrial/Commercial	

NEW YORK STATE DEPARTMENT OF ENVIRONMENTAL CONSERVATION
DIVISION OF MATERIALS MANAGEMENT

PART 364
WASTE TRANSPORTER PERMIT NO. NJ-1016

Pursuant to Article 27 ,Titles 3 and 15 of the Environmental Conservation Law and 6 NYCRR 364

PERMIT ISSUED TO:

CF BROTHERS TRANSPORTATION, INC.
69 W. SECOND STREET
BOUND BROOK, NJ 08805

PERMIT TYPE:

☐ NEW
☐ RENEWAL
■ MODIFICATION

CONTACT NAME:	CARLOS MARTINEZ	EFFECTIVE DATE:	03/27/2024
COUNTY:	OUT OF STATE	EXPIRATION DATE:	**03/10/2025**
TELEPHONE NO:	(732)585-9833	US EPA ID NUMBER:	

AUTHORIZED VEHICLES:
The Permittee is Authorized to Operate the Following Vehicles to Transport Waste:

(Vehicles enclosed in <>'s are authorized to haul Residential Raw Sewage and/or Septage only)

16 (Sixteen) Permitted Vehicle(s)

NJ AS574P
NJ AT995T
NJ AW132B
NJ AW777M
NJ AW911Z
NJ AX762U
NJ AY117M
NJ AY379Z
NJ AY671N
NJ AY672N
NJ AY688J
NJ AY689J
NJ AY810G
NJ AY825A
NJ AY848P
NJ AY995C
End of List

NEW YORK STATE DEPARTMENT OF ENVIRONMENTAL CONSERVATION
DIVISION OF MATERIALS MANAGEMENT

PART 364
WASTE TRANSPORTER PERMIT NO. NJ-928

Pursuant to Article 27 ,Titles 3 and 15 of the Environmental Conservation Law and 6 NYCRR 364

PERMIT ISSUED TO:

DI TRUCKING LLC
625 CLINTON AVENUE
KENILWORTH, NJ 07033

PERMIT TYPE:

☐ NEW
■ RENEWAL
☐ MODIFICATION

CONTACT NAME:	DANILO L. CARVALHO E SILVA	EFFECTIVE DATE:	01/09/2024
COUNTY:	OUT OF STATE	EXPIRATION DATE:	**01/08/2025**
TELEPHONE NO:	(862)588-1035	US EPA ID NUMBER:	NJR986659282

AUTHORIZED WASTE TYPES BY DESTINATION FACILITY:

The Permittee is Authorized to Transport the Following Waste Type(s) to the Destination Facility listed :

Destination Facility	Location	Waste Type(s)	Note
110 Sand Company Clean Fill Disposal Site	Melville , NY	Non-Hazardous Industrial/Commercial	
380 DEVELOPMENT LLC (Various BUDs)	STATEN ISLAND , NY	Non-Hazardous Industrial/Commercial Petroleum Contaminated Soil	
ACUA HANEMAN "FRITZ" ENVIRONMENTAL PARK	EGG HARBOR TOWNSHIP , NJ	Non-Hazardous Industrial/Commercial Petroleum Contaminated Soil	
Allocco Recycling Ltd (Kingsland Ave)	Brooklyn , NY	Non-Hazardous Industrial/Commercial Petroleum Contaminated Soil	
BAYSHORE SOIL MANAGEMENT, LLC	KEASBEY , NJ	Non-Hazardous Industrial/Commercial Petroleum Contaminated Soil	
BELLMAWR WATERFRONT DEVELOPMENT	BELLMAWR , NJ	Non-Hazardous Industrial/Commercial Petroleum Contaminated Soil	
BETHLEHEM EARTH, LP	BETHLEHEM , PA	Non-Hazardous Industrial/Commercial Petroleum Contaminated Soil	
BETHLEHEM LANDFILL	BETHLEHEM , PA	Non-Hazardous Industrial/Commercial Petroleum Contaminated Soil	
BLANCHARD FACILITY	NEWARK , NJ	Non-Hazardous Industrial/Commercial Petroleum Contaminated Soil	
BREEZY POINT COOP	QUEENS , NY	Non-Hazardous Industrial/Commercial	
BROOK BROTHERS ENTERPRISES/FRATTERELLI BROS	CARSTADT , NJ	Non-Hazardous Industrial/Commercial	
BTL BARTELL	POCONO SUMMIT , PA	Non-Hazardous Industrial/Commercial	

*** AUTHORIZED WASTE TYPES BY DESTINATION FACILITY LISTING (continued on next page) ***

NOTE: By acceptance of this permit, the permittee agrees that the permit is contingent upon strict compliance with the Environmental Conservation Law, all applicable regulations, and the General Conditions printed on the back of this page.

ADDRESS:

New York State Department of Environmental Conservation
Division of Materials Management - Waste Transporter Program
625 Broadway, 9th Floor
Albany, NY 12233-7251

AUTHORIZED SIGNATURE: Laura Stevens Digitally signed by Laura Stevens Date: 2023.11.14 10:13:10 -05'00' Date:____/____/____

WASTE TRANSPORTER PERMIT

GENERAL CONDITIONS

The permittee must:

1. Carry a copy of this waste transporter permit in each vehicle to transport waste. Failure to produce a copy of the permit upon request is a violation of the permit.

2. Display the full name of the transporter on both sides of each vehicle and display the waste transporter permit number on both sides and rear of each vehicle containing waste. The displayed name and permit number must be in characters at least three inches high and of a color that contrasts sharply with the background.

3. Transport waste only in authorized vehicles. An authorized vehicle is one that is listed on this permit.

4. Submit to the Department a modification application for additions/deletions to the authorized fleet of vehicles. The permittee must wait for a modified permit before operating the vehicles identified in the modification application.

5. Submit to the Department a modification application to add a new waste category or a new destination facility, or to change the current waste or destination facility category. The permittee must wait for a modified permit before transporting new waste types or transporting to new destination facilities.

6. Submit to the Department a modification application for change of address or company name.

7. Comply with requirements for placarding and packaging as set forth in New York State Transportation Law as well as any applicable federal rules and regulations.

8. Contain all wastes in the vehicle so there is no leaking, blowing, or other discharge of waste.

9. Use vehicles to transport only materials not intended for human or animal consumption unless the vehicle is properly cleaned.

10. Comply with requirements for manifesting hazardous waste, regulated medical waste, or low-level radioactive waste as set forth in the New York State Environmental Conservation Law and the implementing regulations. Transporters who provide a pre-printed manifest to a generator/shipper/ offeror of regulated waste shall ensure that all information is correct and clearly legible on all copies of the manifest.

11. Deliver waste only to transfer, storage .. treatment and disposal facilities authorized to accept such waste. Permittee must demonstrate that facilities are so authorized if requested to do so.

12. Maintain liability insurance as required by New York State Environmental Conservation Law.

13. Maintain records of the amount of each waste type transported to each destination facility on a calendar-year basis. The transporter is obligated to provide a report of this information to the Department at the time of permit renewal, or to any law enforcement officer, if requested to do so.

14. Pay regulatory fees on an annual basis. Non-payment may be cause for revocation or suspension of permit.

15. This permit is not transferrable. A change of ownership will invalidate this permit.

16. This permit does not relieve the permittee from the obligation to obtain any other approvals or permits, or from complying with any other applicable federal, state, or local requirement.

17. Renewal applications must be submitted no less than 30 days prior to the expiration date of the permit to:

New York State Department of Environmental Conservation
Division of Materials Management, Waste Transporter Program
625 Broadway, 9th Floor
Albany, NY 12233-7251

NEW YORK STATE DEPARTMENT OF ENVIRONMENTAL CONSERVATION
DIVISION OF MATERIALS MANAGEMENT

PART 364
WASTE TRANSPORTER PERMIT NO. NJ-928

Pursuant to Article 27 ,Titles 3 and 15 of the Environmental Conservation Law and 6 NYCRR 364

PERMIT ISSUED TO:

DI TRUCKING LLC
625 CLINTON AVENUE
KENILWORTH, NJ 07033

CONTACT NAME: DANILO L. CARVALHO E SILVA
COUNTY: OUT OF STATE
TELEPHONE NO: (862)588-1035

PERMIT TYPE:

☐ NEW
■ RENEWAL
☐ MODIFICATION

EFFECTIVE DATE: 01/09/2024
EXPIRATION DATE: **01/08/2025**
US EPA ID NUMBER: NJR986659282

AUTHORIZED WASTE TYPES BY DESTINATION FACILITY: (Continued)
The Permittee is Authorized to Transport the Following Waste Type(s) to the Destination Facility listed :

Destination Facility	Location	Waste Type(s)	Note
BTL BARTELL	POCONO SUMMIT , PA	Petroleum Contaminated Soil	
CAPITAL DEVELOPMENT	E. BANGOR , PA	Non-Hazardous Industrial/Commercial Petroleum Contaminated Soil	
CLEAN EARTH OF CARTERET	CARTERET , NJ	Non-Hazardous Industrial/Commercial Petroleum Contaminated Soil	
CLEAN EARTH OF MARYLAND	HAGERSTOWN , MD	Non-Hazardous Industrial/Commercial Petroleum Contaminated Soil	
CLEAN EARTH OF NEW CASTLE, INC.	NEW CASTLE , DE	Non-Hazardous Industrial/Commercial Petroleum Contaminated Soil	
CLEAN EARTH OF NORTH JERSEY	KEARNY , NJ	Non-Hazardous Industrial/Commercial Petroleum Contaminated Soil Hazardous Industrial/Commercial	
CLEAN EARTH OF PHILADELPHIA	PHILADELPHIA , PA	Non-Hazardous Industrial/Commercial Petroleum Contaminated Soil	
CLEAN EARTH OF SOUTHEAST PENNSYLVANIA	MORRISVILLE , PA	Non-Hazardous Industrial/Commercial Petroleum Contaminated Soil	
CLINTON QUARRY LLC	UNION TOWNSHIP , NJ	Non-Hazardous Industrial/Commercial	
COMMONWEALTH ENVIRONMENTAL SYSTEMS, LP	HEGINS , PA	Non-Hazardous Industrial/Commercial Petroleum Contaminated Soil	
CONESTOGA LANDFILL	MORGANTOWN , PA	Non-Hazardous Industrial/Commercial Petroleum Contaminated Soil	
COPLAY AGGREGATES	WHITEHALL , PA	Non-Hazardous Industrial/Commercial Petroleum Contaminated Soil	
CUMBERLAND COUNTY IMPROVEMENT AUTHORITY	MILLVILLE , NJ	Non-Hazardous Industrial/Commercial Petroleum Contaminated Soil	
CYCLE CHEM (NJ)	ELIZABETH , NJ	Non-Hazardous Industrial/Commercial Petroleum Contaminated Soil Hazardous Industrial/Commercial	
CYCLE CHEM (PA)	LEWISBERRY , PA	Non-Hazardous Industrial/Commercial Petroleum Contaminated Soil Hazardous Industrial/Commercial	
DOREMUS AVE SITE PREP & EARTHWORK	NEWARK , NJ	Non-Hazardous Industrial/Commercial	

*** AUTHORIZED WASTE TYPES BY DESTINATION FACILITY LISTING (continued on next page) ***

NEW YORK STATE DEPARTMENT OF ENVIRONMENTAL CONSERVATION
DIVISION OF MATERIALS MANAGEMENT

PART 364
WASTE TRANSPORTER PERMIT NO. NJ-928

Pursuant to Article 27 ,Titles 3 and 15 of the Environmental Conservation Law and 6 NYCRR 364

PERMIT ISSUED TO:

DI TRUCKING LLC
625 CLINTON AVENUE
KENILWORTH, NJ 07033

CONTACT NAME: DANILO L. CARVALHO E SILVA
COUNTY: OUT OF STATE
TELEPHONE NO: (862)588-1035

PERMIT TYPE:

☐ NEW
■ RENEWAL
☐ MODIFICATION

EFFECTIVE DATE: 01/09/2024
EXPIRATION DATE: **01/08/2025**
US EPA ID NUMBER: NJR986659282

AUTHORIZED WASTE TYPES BY DESTINATION FACILITY: (Continued)
The Permittee is Authorized to Transport the Following Waste Type(s) to the Destination Facility listed :

Destination Facility	Location	Waste Type(s)	Note
DOREMUS AVE SITE PREP & EARTHWORK	NEWARK , NJ	Petroleum Contaminated Soil	
DOREMUS AVENUE REDEVELOPMENT PROJECT	NEWARK , NJ	Non-Hazardous Industrial/Commercial	
DURABLE RECYCLING	BAYONNE , NJ	Non-Hazardous Industrial/Commercial Petroleum Contaminated Soil	
EARTH EFFICIENT BTL	POCONO SUMMIT , PA	Non-Hazardous Industrial/Commercial Petroleum Contaminated Soil	
EARTH EFFICIENT HARMONY (PLANT #1 BELVIDERE RD)	PHILLIPSBURG , NJ	Non-Hazardous Industrial/Commercial	
EARTH EFFICIENT HARMONY (PLANT #2 FOUL RIFT)	BELVIDERE , NJ	Non-Hazardous Industrial/Commercial	
EARTH EFFICIENT MSM LLC	EAST STROUDSBURG , PA	Non-Hazardous Industrial/Commercial	
ENVIRITE OF PENNSYLVANIA	YORK , PA	Non-Hazardous Industrial/Commercial Petroleum Contaminated Soil Hazardous Industrial/Commercial	
ENVIRONMENTAL & RECYCLING SERVICES, INC.	TAYLOR , PA	Non-Hazardous Industrial/Commercial	
ESMI OF NEW JERSEY	KEASBEY , NJ	Non-Hazardous Industrial/Commercial Petroleum Contaminated Soil	
Evergreen Recycling of Corona (Willets Point Blvd)	Corona , NY	Non-Hazardous Industrial/Commercial Petroleum Contaminated Soil	
FAIRLESS LANDFILL (PA DEP 101699)	MORRISVILLE , PA	Non-Hazardous Industrial/Commercial Petroleum Contaminated Soil	
Faztec Industries	Staten Island , NY	Non-Hazardous Industrial/Commercial Petroleum Contaminated Soil	
Framitz Inc	Oceanside , NY	Non-Hazardous Industrial/Commercial Petroleum Contaminated Soil	
FREEMANSBURG RESTORATION FACILITY	FREEMANSBURG , PA	Non-Hazardous Industrial/Commercial Petroleum Contaminated Soil	
GERDAU AMERISTEEL PERTH AMBOY MILL/ANACONDA COOPER SITE	PERTH AMBOY , NJ	Non-Hazardous Industrial/Commercial Petroleum Contaminated Soil	
GRAND CENTRAL SANITARY LANDFILL	PEN ARGYL , PA	Non-Hazardous Industrial/Commercial Petroleum Contaminated Soil	
GRAND CENTRAL SANITATION	PEN ARGYLE , PA	Non-Hazardous Industrial/Commercial Petroleum Contaminated Soil	
GREEN ROCK RECYCLING	CLINTON , NJ	Non-Hazardous Industrial/Commercial	

*** AUTHORIZED WASTE TYPES BY DESTINATION FACILITY LISTING (continued on next page) ***

NEW YORK STATE DEPARTMENT OF ENVIRONMENTAL CONSERVATION
DIVISION OF MATERIALS MANAGEMENT

PART 364
WASTE TRANSPORTER PERMIT NO. NJ-928

Pursuant to Article 27 ,Titles 3 and 15 of the Environmental Conservation Law and 6 NYCRR 364

PERMIT ISSUED TO:

DI TRUCKING LLC
625 CLINTON AVENUE
KENILWORTH, NJ 07033

PERMIT TYPE:

☐ NEW
■ RENEWAL
☐ MODIFICATION

CONTACT NAME:	DANILO L. CARVALHO E SILVA	EFFECTIVE DATE:	01/09/2024
COUNTY:	OUT OF STATE	EXPIRATION DATE:	**01/08/2025**
TELEPHONE NO:	(862)588-1035	US EPA ID NUMBER:	NJR986659282

AUTHORIZED WASTE TYPES BY DESTINATION FACILITY: (Continued)
The Permittee is Authorized to Transport the Following Waste Type(s) to the Destination Facility listed :

Destination Facility	Location	Waste Type(s)	Note
GREEN ROCK RECYCLING	CLINTON , NJ	Petroleum Contaminated Soil	
GREENVIEW	STROUDSBURG , PA	Non-Hazardous Industrial/Commercial Petroleum Contaminated Soil	
GRIFFIN PIPE PRODUCTION CO.	FLORENCE , NJ	Non-Hazardous Industrial/Commercial Petroleum Contaminated Soil	
GRINNELL RECYCLING INC	SPARTA , NJ	Non-Hazardous Industrial/Commercial Petroleum Contaminated Soil	
GROWS LANDFILL NORTH (PA DEP 101680)	MORRISVILLE , PA	Non-Hazardous Industrial/Commercial Petroleum Contaminated Soil	
HAZLETON CREEK PROPERTIES, LLC	HAZLETON , PA	Non-Hazardous Industrial/Commercial Petroleum Contaminated Soil	
HENRY HARRIS SLF (ALHERN, INC.)	MULLICA HILL , NJ	Non-Hazardous Industrial/Commercial Petroleum Contaminated Soil	
High Acres Western Expansion Landfill	Fairport , NY	Non-Hazardous Industrial/Commercial Petroleum Contaminated Soil	
HOFFMAN GRIFFETT MINE RECLAMATION FACILITY	BELVIDERE , NJ	Non-Hazardous Industrial/Commercial	
Hunters Point Recycling Inc	Long Island City , NY	Non-Hazardous Industrial/Commercial Petroleum Contaminated Soil	
IMPACT RECOVERY AND REUSE CENTER	LYNDHURST , NJ	Non-Hazardous Industrial/Commercial Petroleum Contaminated Soil	
KEARNY POINT INDUSTRIAL PARK (KPIP)	SOUTH KEARNY , NJ	Non-Hazardous Industrial/Commercial Petroleum Contaminated Soil	
KEEGAN LANDFILL (HMDC)	KEARNEY , NJ	Non-Hazardous Industrial/Commercial Petroleum Contaminated Soil	
KEYSTONE SANITARY LANDFILL	DUNMORE , PA	Non-Hazardous Industrial/Commercial Petroleum Contaminated Soil	
KINGSLAND LANDFILL CLOSURE PROJECT	LYNDHURST , NJ	Non-Hazardous Industrial/Commercial	
KINGSLEY LANDFILL	SEWELL , NJ	Non-Hazardous Industrial/Commercial Petroleum Contaminated Soil	
KSR CORP. DEVELOPMENT PROJECT	KEARNY , NJ	Non-Hazardous Industrial/Commercial	
LIBERTY AGGREGATES	JERSEY CITY , NJ	Non-Hazardous Industrial/Commercial Petroleum Contaminated Soil	

*** AUTHORIZED WASTE TYPES BY DESTINATION FACILITY LISTING (continued on next page) ***

NEW YORK STATE DEPARTMENT OF ENVIRONMENTAL CONSERVATION
DIVISION OF MATERIALS MANAGEMENT

PART 364
WASTE TRANSPORTER PERMIT NO. NJ-928

Pursuant to Article 27 ,Titles 3 and 15 of the Environmental Conservation Law and 6 NYCRR 364

PERMIT ISSUED TO:

DI TRUCKING LLC
625 CLINTON AVENUE
KENILWORTH, NJ 07033

PERMIT TYPE:

☐ NEW
■ RENEWAL
☐ MODIFICATION

CONTACT NAME:	DANILO L. CARVALHO E SILVA	EFFECTIVE DATE:	01/09/2024
COUNTY:	OUT OF STATE	EXPIRATION DATE:	**01/08/2025**
TELEPHONE NO:	(862)588-1035	US EPA ID NUMBER:	NJR986659282

AUTHORIZED WASTE TYPES BY DESTINATION FACILITY: (Continued)
The Permittee is Authorized to Transport the Following Waste Type(s) to the Destination Facility listed :

Destination Facility	Location	Waste Type(s)	Note
MALANKA (MALL) LANDFILL	SECAUCUS , NJ	Non-Hazardous Industrial/Commercial Petroleum Contaminated Soil	
MFH SERVICES	WEXFORD , PA	Hazardous Industrial/Commercial	
MIDDLESEX COUNTY UA - EDGEBORO LANDFILL	EAST BRUNSWICK , NJ	Non-Hazardous Industrial/Commercial Petroleum Contaminated Soil	
MIDDLESEX INDUSTRIAL CENTER	MIDDLESEX , NJ	Non-Hazardous Industrial/Commercial	
NATURES CHOICE	KEARNY , NJ	Non-Hazardous Industrial/Commercial	
New York Recycling LLC	Bronx , NY	Non-Hazardous Industrial/Commercial Petroleum Contaminated Soil	
OVERPECK PARK LANDFILL AREA IV	PALISADES PARK , NJ	Non-Hazardous Industrial/Commercial	
P PARK NORTH LLC	PROSPECT PARK , NJ	Non-Hazardous Industrial/Commercial Petroleum Contaminated Soil	
Pebble Lane Associates LLC	Maspeth , NY	Non-Hazardous Industrial/Commercial Petroleum Contaminated Soil	
PHASE III ENVIRONMENTAL	PALMERTON , PA	Non-Hazardous Industrial/Commercial Petroleum Contaminated Soil	
PHILLIPSBURG COMMERCE PK URBAN RENEWAL ENTITY	PHILLIPSBURG , NJ	Non-Hazardous Industrial/Commercial Petroleum Contaminated Soil	
PITT CONSOL SITE	NEWARK , NJ	Non-Hazardous Industrial/Commercial Petroleum Contaminated Soil	
PURE SOIL @ PERTH AMBOY	PERTH AMBOY , NJ	Non-Hazardous Industrial/Commercial Petroleum Contaminated Soil	
PURE SOIL TECHNOLOGIES	JACKSON , NJ	Non-Hazardous Industrial/Commercial Petroleum Contaminated Soil	
RESOURCE MANAGEMENT TECHNOLOGIES	NORTH BERGEN , NJ	Non-Hazardous Industrial/Commercial Petroleum Contaminated Soil	
Richmond Recycling LLC	Staten Island , NY	Non-Hazardous Industrial/Commercial Petroleum Contaminated Soil	
ROCKRETE RECYCLING CORP	ELIZABETH , NJ	Non-Hazardous Industrial/Commercial Petroleum Contaminated Soil	
ROCKTECH	JERSEY CITY , NJ	Non-Hazardous Industrial/Commercial Petroleum Contaminated Soil	

*** AUTHORIZED WASTE TYPES BY DESTINATION FACILITY LISTING (continued on next page) ***

NEW YORK STATE DEPARTMENT OF ENVIRONMENTAL CONSERVATION
DIVISION OF MATERIALS MANAGEMENT

PART 364
WASTE TRANSPORTER PERMIT NO. NJ-928

Pursuant to Article 27 ,Titles 3 and 15 of the Environmental Conservation Law and 6 NYCRR 364

PERMIT ISSUED TO:

DI TRUCKING LLC
625 CLINTON AVENUE
KENILWORTH, NJ 07033

CONTACT NAME: DANILO L. CARVALHO E SILVA
COUNTY: OUT OF STATE
TELEPHONE NO: (862)588-1035

PERMIT TYPE:

☐ NEW
■ RENEWAL
☐ MODIFICATION

EFFECTIVE DATE: 01/09/2024
EXPIRATION DATE: **01/08/2025**
US EPA ID NUMBER: NJR986659282

AUTHORIZED WASTE TYPES BY DESTINATION FACILITY: (Continued)
The Permittee is Authorized to Transport the Following Waste Type(s) to the Destination Facility listed :

Destination Facility	Location	Waste Type(s)	Note
RODOTA FILL SITE	BELVIDERE , NJ	Non-Hazardous Industrial/Commercial	
SILVA CONSTRUCTION & DEMOLITION	NEWARK , NJ	Non-Hazardous Industrial/Commercial Petroleum Contaminated Soil	
SOIL SAFE, INC.	LOGAN TOWNSHIP , NJ	Non-Hazardous Industrial/Commercial Petroleum Contaminated Soil	
SOIL SAFE-METRO 12	CARTERET , NJ	Non-Hazardous Industrial/Commercial Petroleum Contaminated Soil	
Staten Island C&D LLC	Staten Island , NY	Non-Hazardous Industrial/Commercial Petroleum Contaminated Soil	
STERICYCLE - HATFIELD	HATFIELD , PA	Non-Hazardous Industrial/Commercial Petroleum Contaminated Soil Hazardous Industrial/Commercial	
SUSQUEHANNA BULK SYSTEM	NORTH BERGEN , NJ	Hazardous Industrial/Commercial	
TAYLORS LANE REMEDIATION PROJECT	CINNAMINSON , NJ	Non-Hazardous Industrial/Commercial	
TILCON - KEARNY RECYCLING	KEARNY , NJ	Non-Hazardous Industrial/Commercial Petroleum Contaminated Soil	
TILCON NEW YORK, INC.	WHARTON , NJ	Non-Hazardous Industrial/Commercial Petroleum Contaminated Soil	
TM Maintenance Inc	Staten Island , NY	Non-Hazardous Industrial/Commercial Petroleum Contaminated Soil	
TOTAL RECYCLING CORPORATION/FULLERTON SLAG BANK	ALLENTOWN , PA	Non-Hazardous Industrial/Commercial Petroleum Contaminated Soil	
TREMLEY POINT FLY ASH DISPOSAL SITE	LINDEN , NJ	Non-Hazardous Industrial/Commercial Petroleum Contaminated Soil	
TULLYTOWN RESOURCE RECOVERY FACILITY (PA DEP 101494)	TULLYTOWN , PA	Non-Hazardous Industrial/Commercial Petroleum Contaminated Soil	
US STEEL KEYSTONE	FALLS TOWNSHIP , PA	Non-Hazardous Industrial/Commercial	
VALLEY INDUSTRIAL PROPERTIES	EAST BANGOR , PA	Non-Hazardous Industrial/Commercial Petroleum Contaminated Soil	
WAYNE DISPOSAL, INC	BELLEVILLE , MI	Hazardous Industrial/Commercial	
WESTSIDE TRANSLOAD LLC	NORTH BERGEN , NJ	Non-Hazardous Industrial/Commercial Petroleum Contaminated Soil	

*** AUTHORIZED WASTE TYPES BY DESTINATION FACILITY LISTING (continued on next page) ***

NEW YORK STATE DEPARTMENT OF ENVIRONMENTAL CONSERVATION
DIVISION OF MATERIALS MANAGEMENT

PART 364
WASTE TRANSPORTER PERMIT NO. NJ-928

Pursuant to Article 27 ,Titles 3 and 15 of the Environmental Conservation Law and 6 NYCRR 364

PERMIT ISSUED TO:

DI TRUCKING LLC
625 CLINTON AVENUE
KENILWORTH, NJ 07033

PERMIT TYPE:

☐ NEW
■ RENEWAL
☐ MODIFICATION

CONTACT NAME:	DANILO L. CARVALHO E SILVA	EFFECTIVE DATE:	01/09/2024
COUNTY:	OUT OF STATE	EXPIRATION DATE:	**01/08/2025**
TELEPHONE NO:	(862)588-1035	US EPA ID NUMBER:	NJR986659282

AUTHORIZED WASTE TYPES BY DESTINATION FACILITY: (Continued)
The Permittee is Authorized to Transport the Following Waste Type(s) to the Destination Facility listed :

Destination Facility	Location	Waste Type(s)	Note
WMNY Varick 1 Transfer Station	Brooklyn , NY	Non-Hazardous Industrial/Commercial Petroleum Contaminated Soil	
XRDS RECYCLING LLC	WAYNE , NJ	Non-Hazardous Industrial/Commercial	
YANNUZZI & SONS	HILLSBOROUGH , NJ	Non-Hazardous Industrial/Commercial Petroleum Contaminated Soil	
YANNUZZI GROUP - MIDDLESEX COUNTY	EDISON , NJ	Non-Hazardous Industrial/Commercial	

NEW YORK STATE DEPARTMENT OF ENVIRONMENTAL CONSERVATION
DIVISION OF MATERIALS MANAGEMENT

PART 364
WASTE TRANSPORTER PERMIT NO. NJ-928

Pursuant to Article 27 ,Titles 3 and 15 of the Environmental Conservation Law and 6 NYCRR 364

PERMIT ISSUED TO:

DI TRUCKING LLC
625 CLINTON AVENUE
KENILWORTH, NJ 07033

PERMIT TYPE:

☐ NEW
■ RENEWAL
☐ MODIFICATION

CONTACT NAME:	DANILO L. CARVALHO E SILVA	EFFECTIVE DATE:	01/09/2024
COUNTY:	OUT OF STATE	EXPIRATION DATE:	**01/08/2025**
TELEPHONE NO:	(862)588-1035	US EPA ID NUMBER:	NJR986659282

AUTHORIZED VEHICLES:
The Permittee is Authorized to Operate the Following Vehicles to Transport Waste:

(Vehicles enclosed in <>'s are authorized to haul Residential Raw Sewage and/or Septage only)

49 (Forty Nine) Permitted Vehicle(s)

NJ AP584U
NJ AR713H
NJ AW270H
NJ AW271H
NJ AW398D
NJ AW399D
NJ AW400D
NJ AW401D
NJ AW406E
NJ AW407E
NJ AW408E
NJ AW409E
NJ AW410E
NJ AW532H
NJ AW572C
NJ AW573C
NJ AW659X
NJ AW660X
NJ AW661X
NJ AW906K
NJ AW907K
NJ AX117P
NJ AX118P
NJ AX119P
NJ AX120P
NJ AX121P
NJ AX122P
NJ AX401W
NJ AX402W
NJ AX540W
NJ AY284A
NJ AY320F
NJ AY325F
NJ AY326F
NJ AY509R
NJ AY510R
NJ AY511R
NJ AY585R
NJ AY590M
NJ AY591M
NJ AY592M
NJ AY713E
NJ AY861M
NJ AY862M
NJ AY863M
NJ AY969R
NJ AY970R
NJ AY973B
NJ AY988C
End of List

NEW YORK STATE DEPARTMENT OF ENVIRONMENTAL CONSERVATION
DIVISION OF MATERIALS MANAGEMENT

PART 364
WASTE TRANSPORTER PERMIT NO. NJ-883

Pursuant to Article 27 ,Titles 3 and 15 of the Environmental Conservation Law and 6 NYCRR 364

PERMIT ISSUED TO:

JC TRANSPORT, INC.
39-43 PORETE AVENUE
NORTH ARLINGTON, NJ 07031

CONTACT NAME: JORGE CORONEL
COUNTY: OUT OF STATE
TELEPHONE NO: (201)997-6080

PERMIT TYPE:

☐ NEW
■ RENEWAL
☐ MODIFICATION

EFFECTIVE DATE: 08/10/2024
EXPIRATION DATE: **08/09/2025**
US EPA ID NUMBER: NJR986656130

AUTHORIZED WASTE TYPES BY DESTINATION FACILITY:
The Permittee is Authorized to Transport the Following Waste Type(s) to the Destination Facility listed :

Destination Facility	Location	Waste Type(s)	Note
110 Sand Company Clean Fill Disposal Site	Melville , NY	Non-Hazardous Industrial/Commercial	
ATLANTIC COUNTY UTILITIES AUTHORITY	EGG HARBOR , NJ	Non-Hazardous Industrial/Commercial Petroleum Contaminated Soil	
BAYONNE LOGISTICS CENTER/BAYONNE MILITARY OCEAN TERMINAL	BAYONNE , NJ	Non-Hazardous Industrial/Commercial	
BAYSHORE SOIL MANAGEMENT, LLC	KEASBEY , NJ	Non-Hazardous Industrial/Commercial Petroleum Contaminated Soil	
BETHLEHEM EARTH, LP	BETHLEHEM , PA	Non-Hazardous Industrial/Commercial	
BETHLEHEM LANDFILL	BETHLEHEM , PA	Non-Hazardous Industrial/Commercial Petroleum Contaminated Soil	
BREEZY POINT COOP	QUEENS , NY	Non-Hazardous Industrial/Commercial	
BROOK BROTHERS ENTERPRISES/ FRATTERELLI BROS	CARSTADT , NJ	Non-Hazardous Industrial/Commercial	
BURLINGTON COUNTY RESOURCE RECOVERY COMPLEX	FLORENCE , NJ	Non-Hazardous Industrial/Commercial	
CLEAN EARTH OF CARTERET	CARTERET , NJ	Non-Hazardous Industrial/Commercial Petroleum Contaminated Soil	
CLEAN EARTH OF NEW CASTLE, INC.	NEW CASTLE , DE	Non-Hazardous Industrial/Commercial Petroleum Contaminated Soil	
CLEAN EARTH OF NORTH JERSEY	KEARNY , NJ	Non-Hazardous Industrial/Commercial Petroleum Contaminated Soil	
CLEAN EARTH OF PHILADELPHIA	PHILADELPHIA , PA	Non-Hazardous Industrial/Commercial Petroleum Contaminated Soil	

*** AUTHORIZED WASTE TYPES BY DESTINATION FACILITY LISTING (continued on next page) ***

NOTE: By acceptance of this permit, the permittee agrees that the permit is contingent upon strict compliance with the Environmental Conservation Law, all applicable regulations, and the General Conditions printed on the back of this page.

ADDRESS:
New York State Department of Environmental Conservation
Division of Materials Management - Waste Transporter Program
625 Broadway, 9th Floor
Albany, NY 12233-7251

AUTHORIZED SIGNATURE: Laura Stevens Digitally signed by Laura Stevens Date: 2024.06.11 14:00:55 -04'00' Date:____/____/____

WASTE TRANSPORTER PERMIT

GENERAL CONDITIONS

The permittee must:

1. Carry a copy of this waste transporter permit in each vehicle to transport waste. Failure to produce a copy of the permit upon request is a violation of the permit.

2. Display the full name of the transporter on both sides of each vehicle and display the waste transporter permit number on both sides and rear of each vehicle containing waste. The displayed name and permit number must be in characters at least three inches high and of a color that contrasts sharply with the background.

3. Transport waste only in authorized vehicles. An authorized vehicle is one that is listed on this permit.

4. Submit to the Department a modification application for additions/deletions to the authorized fleet of vehicles. The permittee must wait for a modified permit before operating the vehicles identified in the modification application.

5. Submit to the Department a modification application to add a new waste category or a new destination facility, or to change the current waste or destination facility category. The permittee must wait for a modified permit before transporting new waste types or transporting to new destination facilities.

6. Submit to the Department a modification application for change of address or company name.

7. Comply with requirements for placarding and packaging as set forth in New York State Transportation Law as well as any applicable federal rules and regulations.

8. Contain all wastes in the vehicle so there is no leaking, blowing, or other discharge of waste.

9. Use vehicles to transport only materials not intended for human or animal consumption unless the vehicle is properly cleaned.

10. Comply with requirements for manifesting hazardous waste, regulated medical waste, or low-level radioactive waste as set forth in the New York State Environmental Conservation Law and the implementing regulations. Transporters who provide a pre-printed manifest to a generator/shipper/ offeror of regulated waste shall ensure that all information is correct and clearly legible on all copies of the manifest.

11. Deliver waste only to transfer, storage .. treatment and disposal facilities authorized to accept such waste. Permittee must demonstrate that facilities are so authorized if requested to do so.

12. Maintain liability insurance as required by New York State Environmental Conservation Law.

13. Maintain records of the amount of each waste type transported to each destination facility on a calendar-year basis. The transporter is obligated to provide a report of this information to the Department at the time of permit renewal, or to any law enforcement officer, if requested to do so.

14. Pay regulatory fees on an annual basis. Non-payment may be cause for revocation or suspension of permit.

15. This permit is not transferrable. A change of ownership will invalidate this permit.

16. This permit does not relieve the permittee from the obligation to obtain any other approvals or permits, or from complying with any other applicable federal, state, or local requirement.

17. Renewal applications must be submitted no less than 30 days prior to the expiration date of the permit to:

New York State Department of Environmental Conservation
Division of Materials Management, Waste Transporter Program
625 Broadway, 9th Floor
Albany, NY 12233-7251

NEW YORK STATE DEPARTMENT OF ENVIRONMENTAL CONSERVATION
DIVISION OF MATERIALS MANAGEMENT

PART 364
WASTE TRANSPORTER PERMIT NO. NJ-883

Pursuant to Article 27 ,Titles 3 and 15 of the Environmental Conservation Law and 6 NYCRR 364

PERMIT ISSUED TO:

JC TRANSPORT, INC.
39-43 PORETE AVENUE
NORTH ARLINGTON, NJ 07031

CONTACT NAME: JORGE CORONEL
COUNTY: OUT OF STATE
TELEPHONE NO: (201)997-6080

PERMIT TYPE:

☐ NEW
■ RENEWAL
☐ MODIFICATION

EFFECTIVE DATE: 08/10/2024
EXPIRATION DATE: **08/09/2025**
US EPA ID NUMBER: NJR986656130

AUTHORIZED WASTE TYPES BY DESTINATION FACILITY: (Continued)
The Permittee is Authorized to Transport the Following Waste Type(s) to the Destination Facility listed :

Destination Facility	Location	Waste Type(s)	Note
CLEAN EARTH OF SOUTHEAST PENNSYLVANIA	MORRISVILLE , PA	Non-Hazardous Industrial/Commercial Petroleum Contaminated Soil	
CLINTON QUARRY	CLINTON , NJ	Non-Hazardous Industrial/Commercial	
CONESTOGA LANDFILL	MORGANTOWN , PA	Non-Hazardous Industrial/Commercial	
COPLAY AGGREGATES	WHITEHALL , PA	Non-Hazardous Industrial/Commercial Petroleum Contaminated Soil	
CUMBERLAND COUNTY IMPROVEMENT AUTHORITY	MILLVILLE , NJ	Non-Hazardous Industrial/Commercial Petroleum Contaminated Soil	
CYCLE CHEM (NJ)	ELIZABETH , NJ	Non-Hazardous Industrial/Commercial Petroleum Contaminated Soil	
DOREMUS AVE SITE PREP & EARTHWORK	NEWARK , NJ	Non-Hazardous Industrial/Commercial	
Durante Bros Construction Corp.	Flushing , NY	Non-Hazardous Industrial/Commercial	
EARTH EFFICIENT BTL	POCONO SUMMIT , PA	Non-Hazardous Industrial/Commercial Petroleum Contaminated Soil	
EARTH EFFICIENT HARMONY (PLANT #1 BELVIDERE RD)	PHILLIPSBURG , NJ	Non-Hazardous Industrial/Commercial	
EARTH EFFICIENT HARMONY (PLANT #2 FOUL RIFT)	BELVIDERE , NJ	Non-Hazardous Industrial/Commercial	
EARTH EFFICIENT MSM LLC	EAST STROUDSBURG , PA	Non-Hazardous Industrial/Commercial	
ESMI of New York	Fort Edward , NY	Non-Hazardous Industrial/Commercial	
FAIRLESS LANDFILL (PA DEP 101699)	MORRISVILLE , PA	Non-Hazardous Industrial/Commercial Petroleum Contaminated Soil	
FREEMANSBURG RESTORATION FACILITY	FREEMANSBURG , PA	Non-Hazardous Industrial/Commercial	
GLOUCESTER COUNTY IMPROVEMENT AUTHORITY	SWEDESBORO , NJ	Non-Hazardous Industrial/Commercial	
GREENVIEW	STROUDSBURG , PA	Non-Hazardous Industrial/Commercial Petroleum Contaminated Soil	
GRINNELL RECYCLING INC	SPARTA , NJ	Non-Hazardous Industrial/Commercial Petroleum Contaminated Soil	
HOFFMAN GRIFFETT MINE RECLAMATION FACILITY	BELVIDERE , NJ	Non-Hazardous Industrial/Commercial Petroleum Contaminated Soil	
IMPACT RECOVERY AND REUSE CENTER	LYNDHURST , NJ	Non-Hazardous Industrial/Commercial	
KEARNY POINT INDUSTRIAL PARK (KPIP)	SOUTH KEARNY , NJ	Non-Hazardous Industrial/Commercial	
KEEGAN LANDFILL (HMDC) CLOSED DO NOT ADD	KEARNEY , NJ	Non-Hazardous Industrial/Commercial Petroleum Contaminated Soil	

*** AUTHORIZED WASTE TYPES BY DESTINATION FACILITY LISTING (continued on next page) ***

NEW YORK STATE DEPARTMENT OF ENVIRONMENTAL CONSERVATION
DIVISION OF MATERIALS MANAGEMENT

PART 364
WASTE TRANSPORTER PERMIT NO. NJ-883

Pursuant to Article 27 ,Titles 3 and 15 of the Environmental Conservation Law and 6 NYCRR 364

PERMIT ISSUED TO:

JC TRANSPORT, INC.
39-43 PORETE AVENUE
NORTH ARLINGTON, NJ 07031

CONTACT NAME: JORGE CORONEL
COUNTY: OUT OF STATE
TELEPHONE NO: (201)997-6080

PERMIT TYPE:

☐ NEW
■ RENEWAL
☐ MODIFICATION

EFFECTIVE DATE: 08/10/2024
EXPIRATION DATE: **08/09/2025**
US EPA ID NUMBER: NJR986656130

AUTHORIZED WASTE TYPES BY DESTINATION FACILITY: (Continued)
The Permittee is Authorized to Transport the Following Waste Type(s) to the Destination Facility listed :

Destination Facility	Location	Waste Type(s)	Note
KSR CORP. DEVELOPMENT PROJECT	KEARNY , NJ	Non-Hazardous Industrial/Commercial	
MALANKA (MALL) LANDFILL	SECAUCUS , NJ	Non-Hazardous Industrial/Commercial	
MIDDLESEX COUNTY UA - EDGEBORO LANDFILL	EAST BRUNSWICK , NJ	Non-Hazardous Industrial/Commercial Petroleum Contaminated Soil	
MIDDLESEX INDUSTRIAL CENTER	MIDDLESEX , NJ	Non-Hazardous Industrial/Commercial	
MORRIS BLANCHARD REDEVELOPMENT	NEWARK , NJ	Non-Hazardous Industrial/Commercial	
OVERPECK PARK LANDFILL AREA IV	PALISADES PARK , NJ	Non-Hazardous Industrial/Commercial	
P PARK NORTH LLC	PROSPECT PARK , NJ	Non-Hazardous Industrial/Commercial	
PHASE III ENVIRONMENTAL	PALMERTON , PA	Non-Hazardous Industrial/Commercial Petroleum Contaminated Soil	
Posillico Materials	Farmingdale , NY	Non-Hazardous Industrial/Commercial	
PURE SOIL @ PERTH AMBOY	PERTH AMBOY , NJ	Non-Hazardous Industrial/Commercial	
PURE SOIL TECHNOLOGIES	JACKSON , NJ	Non-Hazardous Industrial/Commercial Petroleum Contaminated Soil	
Richmond Recycling LLC	Staten Island , NY	Non-Hazardous Industrial/Commercial Petroleum Contaminated Soil	
RIVER TERMINAL DEVELOPMENT	SOUTH KEARNY , NJ	Non-Hazardous Industrial/Commercial	
RODOTA FILL SITE	BELVIDERE , NJ	Non-Hazardous Industrial/Commercial Petroleum Contaminated Soil	
SALEM COUNTY IMPROVEMENT AUTHORITY	ALLOWAY , NJ	Non-Hazardous Industrial/Commercial Petroleum Contaminated Soil	
SOIL SAFE, INC.	LOGAN TOWNSHIP , NJ	Non-Hazardous Industrial/Commercial Petroleum Contaminated Soil	
SOIL SAFE-METRO 12	CARTERET , NJ	Non-Hazardous Industrial/Commercial Petroleum Contaminated Soil	
TOGUS URBAN RENEWAL PROJECT	BAYONNE , NJ	Non-Hazardous Industrial/Commercial	
TOTAL RECYCLING CORPORATION/ FULLERTON SLAG BANK	ALLENTOWN , PA	Non-Hazardous Industrial/Commercial	
US STEEL KEYSTONE	FALLS TOWNSHIP , PA	Non-Hazardous Industrial/Commercial	
VALLEY INDUSTRIAL PROPERTIES	EAST BANGOR , PA	Non-Hazardous Industrial/Commercial Petroleum Contaminated Soil	
WESTSIDE TRANSLOAD LLC	NORTH BERGEN , NJ	Non-Hazardous Industrial/Commercial Petroleum Contaminated Soil	

*** AUTHORIZED WASTE TYPES BY DESTINATION FACILITY LISTING (continued on next page) ***

NEW YORK STATE DEPARTMENT OF ENVIRONMENTAL CONSERVATION
DIVISION OF MATERIALS MANAGEMENT

PART 364
WASTE TRANSPORTER PERMIT NO. NJ-883

Pursuant to Article 27 ,Titles 3 and 15 of the Environmental Conservation Law and 6 NYCRR 364

PERMIT ISSUED TO:

JC TRANSPORT, INC.
39-43 PORETE AVENUE
NORTH ARLINGTON, NJ 07031

PERMIT TYPE:

☐ NEW
■ RENEWAL
☐ MODIFICATION

CONTACT NAME:	JORGE CORONEL	EFFECTIVE DATE:	08/10/2024
COUNTY:	OUT OF STATE	EXPIRATION DATE:	**08/09/2025**
TELEPHONE NO:	(201)997-6080	US EPA ID NUMBER:	NJR986656130

AUTHORIZED WASTE TYPES BY DESTINATION FACILITY: (Continued)

The Permittee is Authorized to Transport the Following Waste Type(s) to the Destination Facility listed :

Destination Facility	Location	Waste Type(s)	Note
XRDS RECYCLING LLC	WAYNE , NJ	Non-Hazardous Industrial/Commercial	

NEW YORK STATE DEPARTMENT OF ENVIRONMENTAL CONSERVATION
DIVISION OF MATERIALS MANAGEMENT

PART 364
WASTE TRANSPORTER PERMIT NO. NJ-883

Pursuant to Article 27 ,Titles 3 and 15 of the Environmental Conservation Law and 6 NYCRR 364

PERMIT ISSUED TO:

JC TRANSPORT, INC.
39-43 PORETE AVENUE
NORTH ARLINGTON, NJ 07031

PERMIT TYPE:

☐ NEW
■ RENEWAL
☐ MODIFICATION

CONTACT NAME:	JORGE CORONEL	EFFECTIVE DATE:	08/10/2024
COUNTY:	OUT OF STATE	EXPIRATION DATE:	**08/09/2025**
TELEPHONE NO:	(201)997-6080	US EPA ID NUMBER:	NJR986656130

AUTHORIZED VEHICLES:
The Permittee is Authorized to Operate the Following Vehicles to Transport Waste:

(Vehicles enclosed in <>'s are authorized to haul Residential Raw Sewage and/or Septage only)

33 (Thirty Three) Permitted Vehicle(s)

NJ AR438F
NJ AS830L
NJ AT249E
NJ AT781U
NJ AT782U
NJ AU604U
NJ AU605U
NJ AU606U
NJ AW462X
NJ AW463X
NJ AW544B
NJ AW643W
NJ AW644W
NJ AW645W
NJ AW725N
NJ AW727N
NJ AW728N
NJ AX226E
NJ AX227E
NJ AX228E
NJ AX229E
NJ AX286W
NJ AX287W
NJ AX384K
NJ AX385K
NJ AX457D
NJ AX683W
NJ AX932K
NJ AY176T
NJ AZ360B
NJ AZ361B
NJ AZ362B
NJ AZ363B
End of List

Appendix M:

Material Import Approvals and Tracking Table

KINGS CAPITAL CONSTRUCTION

JOB - 140-150 WESTCHESTER AVE - PORTCHESTER, NY

JOB # 1100 - 2330

IMPORT OF MATERIALS - ITEM #4 AND 3/4 GRAVEL

DATE	ITEM #4 TN	GRAVEL TN	TRK #	NOTES
10/18/2024	18		428	
10/18/2024	18		428	
10/18/2024	18		428	
10/18/2024		21.2	428	
10/19/2024	18		404	
10/19/2024	18		404	
10/19/2024	18		404	
10/19/2024	18		404	
10/19/2024	18		421	
10/19/2024	18		421	
10/19/2024	18		421	
10/19/2024	18		421	
11/4/2024	90		AMODIO RENTAL	Total for day 5 Loads
11/4/2024		21.2	AMODIO RENTAL	
11/4/2024	90		AMODIO RENTAL	Total for day 5 Loads
11/4/2024		21.2	AMODIO RENTAL	
11/5/2024	18		421	
11/5/2024	18		428	
11/9/2024	18		AMODIO RENTAL	
11/9/2024	18		AMODIO RENTAL	
11/9/2024	18		AMODIO RENTAL	
11/9/2024	18		AMODIO RENTAL	
11/9/2024	18		AMODIO RENTAL	
11/9/2024	18		428	
11/9/2024	18		428	

DATE	ITEM #4 TN	GRAVEL TN	TRK #	NOTES
11/9/2024	18		428	
11/9/2024	18		428	
11/9/2024		21.2	428	
11/9/2024		21.2	AMODIO RENTAL	
11/11/2024	18		AMODIO RENTAL	
11/11/2024	18		AMODIO RENTAL	
11/11/2024	18		AMODIO RENTAL	
11/11/2024	18		AMODIO RENTAL	
11/11/2024	18		AMODIO RENTAL	
11/11/2024	18		AMODIO RENTAL	
11/11/2024	18		AMODIO RENTAL	
11/11/2024	18		AMODIO RENTAL	
11/11/2024	18		AMODIO RENTAL	
11/11/2024	18		AMODIO RENTAL	
11/11/2024		21.2	AMODIO RENTAL	
11/11/2024		21.2	AMODIO RENTAL	
11/11/2024				
11/18/2024	18		404	
11/18/2024	18		404	
11/18/2024	18		404	
11/18/2024	18		404	
11/18/2024	18		421	
11/18/2024	18		421	
11/18/2024		21.2	AMODIO RENTAL	
11/18/2024		21.2	AMODIO RENTAL	
11/18/2024		21.2	AMODIO RENTAL	
11/18/2024		21.2	AMODIO RENTAL	
11/18/2024		21.2	AMODIO RENTAL	
11/18/2024		21.2	AMODIO RENTAL	
11/18/2024		21.2	AMODIO RENTAL	
11/18/2024		21.2	AMODIO RENTAL	
11/18/2024		21.2	AMODIO RENTAL	
11/18/2024		21.2	AMODIO RENTAL	
11/20/2024	18		AMODIO RENTAL	
11/20/2024	18		AMODIO RENTAL	
11/20/2024	18		AMODIO RENTAL	

DATE	ITEM #4 TN	GRAVEL TN	TRK #	NOTES
11/20/2024	18		AMODIO RENTAL	
11/20/2024	18		AMODIO RENTAL	
11/20/2024	18		AMODIO RENTAL	
11/20/2024	18		AMODIO RENTAL	
11/20/2024	18		AMODIO RENTAL	
11/20/2024	18		AMODIO RENTAL	
11/20/2024	18		AMODIO RENTAL	
11/21/2024	18		421	
11/21/2024	18		421	
11/21/2024	18		421	
11/21/2024	18		421	
11/22/2024	18		421	
11/22/2024	18		421	
12/10/2024	18		AMODIO RENTAL	
12/10/2024	18		AMODIO RENTAL	
12/10/2024	18		AMODIO RENTAL	
12/10/2024	18		AMODIO RENTAL	
12/10/2024	18		AMODIO RENTAL	
12/11/2024		21.2	421	
12/11/2024		21.2	421	
12/11/2024		21.2	421	
12/11/2024		21.2	421	
12/11/2024		21.2	421	
12/11/2024		21.2	421	
12/11/2024	18		404	
12/11/2024	18		404	
12/11/2024	18		404	
12/18/2024		21.2	404	
12/23/2024		21.2	428	
12/31/2024		21.2	421	
12/31/2024		21.2	421	
1/3/2025		25.2	428	IMPORT - CO 800006
1/3/2025		20	428	
1/3/2025		20	428	
1/3/2025		25	428	

DATE	ITEM #4 TN	GRAVEL TN	TRK #	NOTES
1/4/2025		21.4	421	
1/4/2025		21.5	421	
1/4/2025		21.7	421	
1/4/2025		21.3	421	
1/4/2025		22.2	421	
1/4/2025		21.4	421	
1/6/2025		24.1	RKB RENTAL	
1/6/2025		24.3	RKB RENTAL	
1/6/2025		23.9	RKB RENTAL	
1/6/2025		23.4	RKB RENTAL	
1/6/2025		23.5	RKB RENTAL	
1/6/2025		22.8	RKB RENTAL	
1/6/2025		23.9	RKB RENTAL	
1/6/2025		21.2	RKB RENTAL	
1/6/2025		23.4	RKB RENTAL	
1/6/2025		25.3	428	
1/6/2025		25.2	428	
1/7/2025		22.5	421	
1/7/2025		22.3	421	
1/8/2025		25.2	421	
1/8/2025		25.2	428	
1/27/2025		25.2	428	
1/27/2025		25.2	428	
2/27/2205	18		421	
2/27/2205	18		421	
2/27/2205	18		421	
2/27/2205	22		421	
TOTALS	***1354***	***1198.7***		
	Item #4	**3/4 Stone**		

Kings Capital Construction Group, Inc.
660 White Plains Road
Suite 560
Tarrytown NY 10591
(914) 345-6799
License: 1350034

Submittal

To:
KL Masters Construction Company
700 Canal St Suite 43A
Stamford CT 06902

From: Kings Capital Construction Group, Inc.
660 White Plains Road
Suite 560
Tarrytown NY 10591

Submittal#:	**Project:**	**Project Name:**	Submittal Date:
#1100-11		Site Work @ 140-150 Westchester 140-150 Westchester Port Chester NY	11/19/2024

Prepared By: Brian Opfer

Signature: _____

Submittal Approved By: ARCHITECT / ENGINEER

Name: _____ **Title:** _____

Signature / Date: _____

List of Attachments:

Item	Description	Action Required	Date Required
1	Aggregate	Engineer to Review	

Pages: 4

Notes

Disposition:

- ☐ **Approved**
- ☐ **Disapproved; resubmissiom required**
- ☐ **Conditionaly Approved; resubmission not required; see comments**
- ☐ **Other:** _____

Comments:

Please sign and date this form as proof that you are in receipt of the above listed items.
Return form to Kings Capital Construction Group, Inc.

Signed: _____ Date: _____

3348 Route 208, Campbell Hall, NY 10916
Phone: 845-496-1600 Fax: 845-496-1398
12960 Commerce Lake Drive, A14, Fort Myers, FL 33913
42 Day Farm Road, West Stockbridge, MA 01266
1813 State Route 7, Harpursville, NY 13787

Client:	**Thalle Industries Inc.**	**Project:**	Elmsford Quarry Quality Control 2022
Item:	3/8" Rock	**Project Number:**	220002
Source:	Elmsford	**Lab Number:**	22-0162I
Date Sampled:	2/22/2022	**Sampled By:**	Ryan Hayden
Date Tested:	3/1/2022	**Tested By:**	Sean Curry

GRADATION (SIEVE ANALYSIS) OF SOIL OR AGGREGATE

Test Method(s): ASTM D422, C136, C117; AASHTO T88, T27, T11

Lab Number	Sample Type	Sampling Location	Specification
22-0162I	3/8" Rock	Stockpile	No Specification

Sieve Size		%	%	Spec. %
mm	Inches	Retained	Passing	Pass
50.0 mm	2"	0.0	100	
37.5 mm	1 1/2"	0.0	100	
25.0 mm	1"	0.0	100	
19.0 mm	3/4"	1.1	99	
12.5 mm	1/2"	5.4	94	
9.5 mm	3/8"	20.6	73	
6.3 mm	1/4"	42.5	30	
4.75 mm	#4	14.4	16	
3.18 mm	1/8"	3.9	12	
2.36 mm	#8	1.5	11	
Pan		10.6		

Comments:

Report Reviewed By: Emily J. Rodriguez

This report shall not be reproduced, except in full, without written permission from Advance Testing Company, Inc.
The results in this report relate only to the items inspected or tested.

PDF

3348 Route 208, Campbell Hall, NY 10916
Phone: 845-496-1600 Fax: 845-496-1398
12960 Commerce Lake Drive, A14, Fort Myers, FL 33913
42 Day Farm Road, West Stockbridge, MA 01266
1813 State Route 7, Harpursville, NY 13787

Client:	**Thalle Industries Inc.**	**Project:**	Elmsford Quarry Quality Control 2022
Item:	Rock Item	**Project Number:**	220002
Source:	Elmsford	**Lab Number:**	22-0162A
Date Sampled:	2/22/2022	**Sampled By:**	Ryan Hayden
Date Tested:	3/1/2022	**Tested By:**	Sean Curry

GRADATION (SIEVE ANALYSIS) OF SOIL OR AGGREGATE

Test Method(s): ASTM D422, C136, C117; AASHTO T88, T27, T11

Lab Number	Sample Type	Sampling Location	Specification
22-0162A	Rock Item	Stockpile	NYSDOT 304-2.02 Type 1

Sieve Size		%	%	Spec. %
mm	Inches	Retained	Passing	Pass
100.0 mm	4"	0.0	100	
75.0 mm	3"	0.0	100	100
63.0 mm	2 1/2"	0.0	100	
50.0 mm	2"	0.0	100	90-100
37.5 mm	1 1/2"	0.0	100	
25.0 mm	1"	1.3	99	
19.0 mm	3/4"	9.3	89	
12.5 mm	1/2"	11.4	78	
6.3 mm	1/4"	16.2	62	30-65
4.75 mm	#4	3.6	58	
2.00 mm	#10	10.8	47	
0.850 mm	#20	8.8	39	
0.600 mm	#30	3.5	35	
0.425 mm	#40	5.1	30	5-40
0.150 mm	#100	13.8	16	
0.075 mm	#200	6.2	10	0-10
Pan		10.0		

Comments: **Test results comply with specification**
Minus #200 by wash-sieve method.
Test result complies with NYSDOT 304-2.02 Type 1, 3 and 4.

Report Reviewed By: Emily J. Rodriguez

This report shall not be reproduced, except in full, without written permission from Advance Testing Company, Inc.
The results in this report relate only to the items inspected or tested.

PDF

3348 Route 208, Campbell Hall, NY 10916
Phone: 845-496-1600 Fax: 845-496-1398
12960 Commerce Lake Drive, A14, Fort Myers, FL 33913
42 Day Farm Road, West Stockbridge, MA 01266
1813 State Route 7, Harpursville, NY 13787

Client:	**Thalle Industries Inc.**	**Project:**	Elmsford Quarry Quality Control 2022
Item:	Brown Sand	**Project Number:**	220002
Source:	Elmsford	**Lab Number:**	22-0162E
Date Sampled:	2/22/2022	**Sampled By:**	Ryan Hayden
Date Tested:	3/2/2022	**Tested By:**	Sean Curry

GRADATION (SIEVE ANALYSIS) OF SOIL OR AGGREGATE

Test Method(s): ASTM D422, C136, C117; AASHTO T88, T27, T11

Lab Number	Sample Type	Sampling Location	Specification
22-0162E	Brown Sand	Stockpile	No Specification

Sieve Size		%	%	Spec. %
mm	Inches	Retained	Passing	Pass
25.0 mm	1"	0.0	100	
9.5 mm	3/8"	0.0	100	
4.75 mm	#4	4.4	96	
2.36 mm	#8	15.7	80	
1.18 mm	#16	12.9	67	
0.600 mm	#30	12.2	55	
0.300 mm	#50	15.6	39	
0.150 mm	#100	14.5	25	
0.075 mm	#200	9.5	15	
Pan		15.2		

Comments:

Minus #200 by wash-sieve method.

Report Reviewed By: Emily J. Rodriguez

This report shall not be reproduced, except in full, without written permission from Advance Testing Company, Inc.
The results in this report relate only to the items inspected or tested.

PDF

3348 Route 208, Campbell Hall, NY 10916
Phone: 845-496-1600 Fax: 845-496-1398
12960 Commerce Lake Drive, A14, Fort Myers, FL 33913
42 Day Farm Road, West Stockbridge, MA 01266
1813 State Route 7, Harpursville, NY 13787

Client:	**Thalle Industries Inc.**	**Project:**	Elmsford Quarry Quality Control 2022
Item:	3/4" Stone	**Project Number:**	220002
Source:	Elmsford Quarry	**Lab Number:**	22-1098D
Date Sampled:	8/24/2022	**Sampled By:**	Client
Date Tested:	8/26/2022	**Tested By:**	Robert Thomas

GRADATION (SIEVE ANALYSIS) OF SOIL OR AGGREGATE

Test Method(s): ASTM D422, C136, C117; AASHTO T88, T27, T11

Lab Number	Sample Type	Sampling Location	Specification
22-1098D	3/4" Stone	Stockpile	No Specification

Sieve Size		%	%	Spec. %
mm	Inches	Retained	Passing	Pass
50.0 mm	2"	0.0	100	
25.0 mm	1"	8.0	92	
19.0 mm	3/4"	50.1	42	
12.5 mm	1/2"	35.7	6	
9.5 mm	3/8"	1.6	5	
4.75 mm	#4	0.7	4	
2.36 mm	#8	0.2	4	
1.18 mm	#16	0.2	4	
Pan		3.5		

Comments:

Minus #200 by wash-sieve method.

Report Reviewed By: Emily J. Rodriguez

This report shall not be reproduced, except in full, without written permission from Advance Testing Company, Inc.
The results in this report relate only to the items inspected or tested.

PDF

NEW YORK STATE
DEPARTMENT OF ENVIRONMENTAL CONSERVATION

Request to Import/Reuse Fill or Soil

This form is based on the information required by DER-10, Section 5.4(e) and 6NYCRR Part 360.13. Use of this form is not a substitute for reading the applicable regulations and Technical Guidance document.

SECTION 1 – SITE BACKGROUND

The allowable site use is: Unrestricted

Have Ecological Resources been identified? no

Is this soil originating from the site? no

How many cubic yards of soil will be imported/reused? >1000

If greater than 1000 cubic yards will be imported, enter volume to be imported: 3000

SECTION 2 – MATERIAL OTHER THAN SOIL

Is the material to be imported gravel, rock or stone? yes

Does it contain less than 10%, by weight, material that passes a size 100 sieve? yes

Is this virgin material from a permitted mine or quarry? no

Is this material recycled concrete or brick from a DEC registered processing facility? yes

SECTION 3 - SAMPLING

Provide a brief description of the number and type of samples collected in the space below:

Item 4 from Edison Avenue Recycle & Materials Supply Corp

Example Text: 5 discrete samples were collected and analyzed for VOCs. 2 composite samples were collected and analyzed for SVOCs, Inorganics & PCBs/Pesticides.

If the material meets requirements of DER-10 section 5.4(e)5 (other material), no chemical testing needed.

SECTION 3 CONT'D - SAMPLING

Provide a brief written summary of the sampling results or attach evaluation tables (compare to DER-10, Appendix 5):

Grain size

Example Text: Arsenic was detected up to 17 ppm in 1 (of 5) samples; the allowable level is 16 ppm.

If Ecological Resources have been identified use the "If Ecological Resources are Present" column in Appendix 5.

SECTION 4 – SOURCE OF FILL

Name of person providing fill and relationship to the source:

King Capital (contractor) procuring from Edison Avenue Recycle & Materials Supply Corp

Location where fill was obtained:

Edison Avenue

Identification of any state or local approvals as a fill source:

N/A

If no approvals are available, provide a brief history of the use of the property that is the fill source:

materials yard

Provide a list of supporting documentation included with this request:

grain size data

The information provided on this form is accurate and complete.

	10/11/2024
Signature	Date
James Vander Vliet	
Print Name	
SESI	
Firm	

CTL

CERTIFIED TESTING LABORATORIES, INC.

Sieve Analysis Report

CLIENT:	MetroGreen, 100A OAK ST. MT VERNON, NY 10550	**DATE:**	01/18/2024
PROJECT:	YARD STOCK PILE	**LAB NO:**	20812
SAMPLE ID:	01 : 3/4" - 1 Inch Gravel	**TIME IN:**	11:00 am
RECEIVED:	01/18/2024	**TIME OUT:**	3:30 pm
INSPECTOR:	D. Duarte / B. Castro		

		Grams	RESULTS		
Sieve Size	**Grain Size (mm)**	**Weight Retained**	**% Retained**	**Cumulative % Retained**	**% Passing**
1"	25.4	384.8	39.82	39.82	60.18
3/4"	19.05	392.0	40.57	80.39	19.61
1/2"	12.7	169.6	17.55	97.94	2.06
3/8"	9.525	6.8	0.70	98.64	1.36
#4 - 1/4"	4.75	0	0.00	98.64	1.36
#10 – 1/10"	2.45	0	0.00	98.64	1.36
#60 – 1/60"	0.423	2.3	0.24	98.88	1.12
#100 – 1/100"	0.254	1.7	0.18	99.06	0.94
#200 – 1/200"	0.127	1.9	0.20	99.25	0.75
Pan		3.1	0.35	99.61	0.39

Wet Soil (Ws): 1000.2 gr
Dry Soil (Ds): 966.3 gr
Moisture Content: 3.39%

EQUIPMENT USED:	Sieves; SN: CTL-SIV003 / CTLSIV038 Shaker, SN: CTLMSS002; Scale SN: CTL-SCL-003

Respectfully submitted,
CERTIFIED TESTING LABORATORIES, INC

Kurt Dobbins, PE

STATE OF NEW YORK · KURT H DOBBINS · LICENSED PROFESSIONAL ENGINEER · 084098

KD/dk

FSOFS-3

All reports are the confidential property of Clients, and information contained may not be published or reproduced, pending our written approval.
140 Marbledale Road, Tuckahoe, NY 10707 (718) 824-1616 Fax (718) 792-0982

CERTIFIED TESTING LABRORATORIES, INC.

PHOTO NO.: 01

CLIENT: MetroGreen

PROJECT:

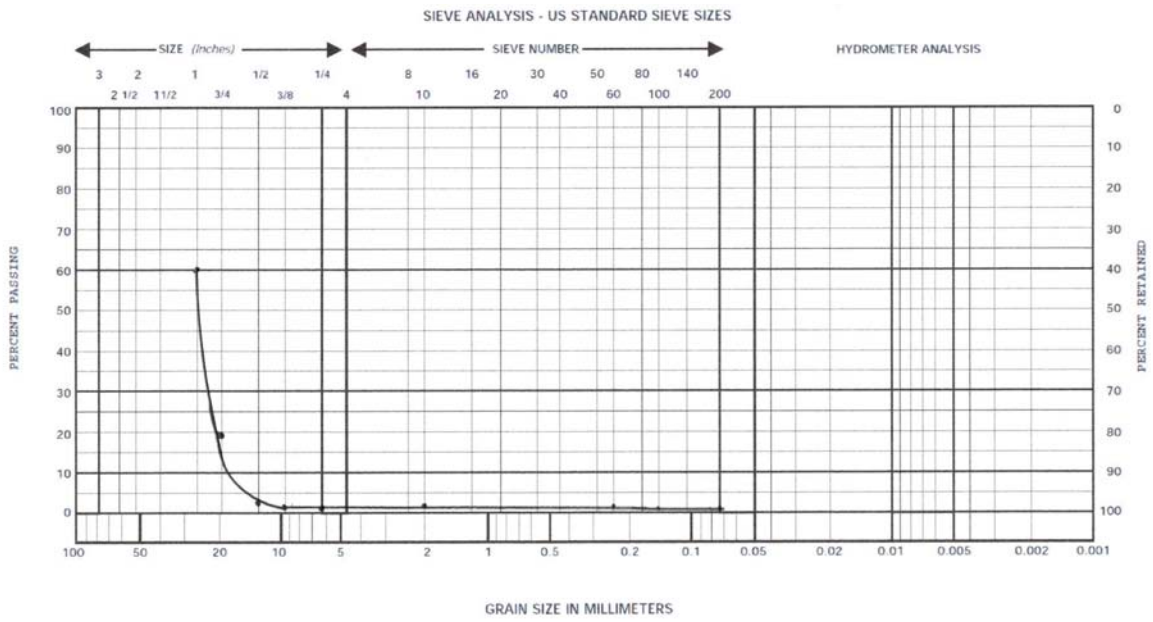

PICTURE OF: Sieve Analysis Graph : Grain Size vs Percent Passing (3/4" - 1 Inch)

FLOOR: Ground

LOCATION ON FLOOR: N/A

DATE: 01/18/2024

All reports are the confidential property of clients, and information contained may not be published or reproduced, pending our written approval.

140 Marbledale Road, Tuckahoe, NY 10707 | (718) 824-1616 |
infobronx@certifiedtestinglabs.com

NEW YORK STATE
DEPARTMENT OF ENVIRONMENTAL CONSERVATION

Request to Import/Reuse Fill or Soil

This form is based on the information required by DER-10, Section 5.4(e) and 6NYCRR Part 360.13. Use of this form is not a substitute for reading the applicable regulations and Technical Guidance document.

SECTION 1 – SITE BACKGROUND

The allowable site use is: Unrestricted

Have Ecological Resources been identified? no

Is this soil originating from the site? no

How many cubic yards of soil will be imported/reused? 500-800

If greater than 1000 cubic yards will be imported, enter volume to be imported: 3000

SECTION 2 – MATERIAL OTHER THAN SOIL

Is the material to be imported gravel, rock or stone? yes

Does it contain less than 10%, by weight, material that passes a size 100 sieve? yes

Is this virgin material from a permitted mine or quarry? no

Is this material recycled concrete or brick from a DEC registered processing facility? no

SECTION 3 - SAMPLING

Provide a brief description of the number and type of samples collected in the space below:

Grain size analysis results attached.

Example Text: 5 discrete samples were collected and analyzed for VOCs. 2 composite samples were collected and analyzed for SVOCs, Inorganics & PCBs/Pesticides.

If the material meets requirements of DER-10 section 5.4(e)5 (other material), no chemical testing needed.

SECTION 3 CONT'D - SAMPLING

Provide a brief written summary of the sampling results or attach evaluation tables (compare to DER-10, Appendix 5):

Grain size analysis results attached.

Example Text: Arsenic was detected up to 17 ppm in 1 (of 5) samples; the allowable level is 16 ppm.

If Ecological Resources have been identified use the "If Ecological Resources are Present" column in Appendix 5.

SECTION 4 – SOURCE OF FILL

Name of person providing fill and relationship to the source:

MetroGreen

Location where fill was obtained:

Mount Vernon, NY

Identification of any state or local approvals as a fill source:

N/A

If no approvals are available, provide a brief history of the use of the property that is the fill source:

Recycling facility.

Provide a list of supporting documentation included with this request:

Grain Size Analysis

The information provided on this form is accurate and complete.

	9/3/2024
Signature	Date
James Vander Vliet	
Print Name	
SESI	
Firm	

CTL

CERTIFIED TESTING LABORATORIES, INC.

Sieve Analysis Report

CLIENT:	Metro Green LLC	**DATE:**	03/30/2024
PROJECT:	100A Oak Street, Mount Vernon	**LAB NO:**	20812
SAMPLE ID:	Item 4	**TIME IN:**	10:00AM
RECEIVED:	03/29/2024	**TIME OUT:**	12:00PM
INSPECTOR:	D. Duarte		

		Grams	RESULTS		
Sieve Size	**Grain Size (mm)**	**Weight Retained**	**% Retained**	**Cumulative % Retained**	**% Passing**
1"	25.4	0	0.00	0.00	100.00
3/4"	19.05	0	0.00	0.00	100.00
1/2"	12.7	153.2	16.01	16.01	83.99
3/8"	9.525	236.6	24.73	40.74	59.26
#4 - 1/4"	6.35	243.3	25.43	66.16	33.84
#10 – 1/10"	2.45	89.9	9.39	75.56	24.44
#40 – 1/40"	0.635	107.9	11.28	86.83	13.17
#60 – 1/60"	0.423	39.6	4.14	90.97	9.03
#200 – 1/200"	0.127	40.7	4.25	95.22	4.78
Pan		36.1	3.77	99.00	1.00

Wet Soil (Ws): 1020.6

Dry Soil (Ds): 956.9

Moisture Content: 6.24%

RESULTS:	1. CONTAINS LESS THAN 10% FINES AND FINE MATERIAL. 2. MATERIAL CONFORMS TO THE REQUIREMENTS OF SECTION 304 OF NYS DOT S.S. FOR TYPE 4 MATERIAL.

EQUIPMENT USED:	Sieves; SN: CTL-SIV003 / CTLSIV038 Shaker, SN: CTLMS002, Scale SN: CTL-SCL-003

Respectfully submitted,
CERTIFIED TESTING LABORATORIES, INC

KD/ao

Kirt Dobbins, PE

STATE OF NEW YORK · KIRT H DOBBINS · 084098 · LICENSED PROFESSIONAL ENGINEER

EeCTL SOF S-3

All reports are the confidential property of Clients, and information contained may not be published or reproduced, pending our written approval.

140 Marbledale Road, Tuckahoe, NY 10707 (718) 824-1616 ° Fax (718) 792-0982

CTL

CERTIFIED TESTING LABRORATORIES, INC.

PHOTO NO.:

CLIENT: MetroGreen

PROJECT: 100A Oak Street, Mount Vernon

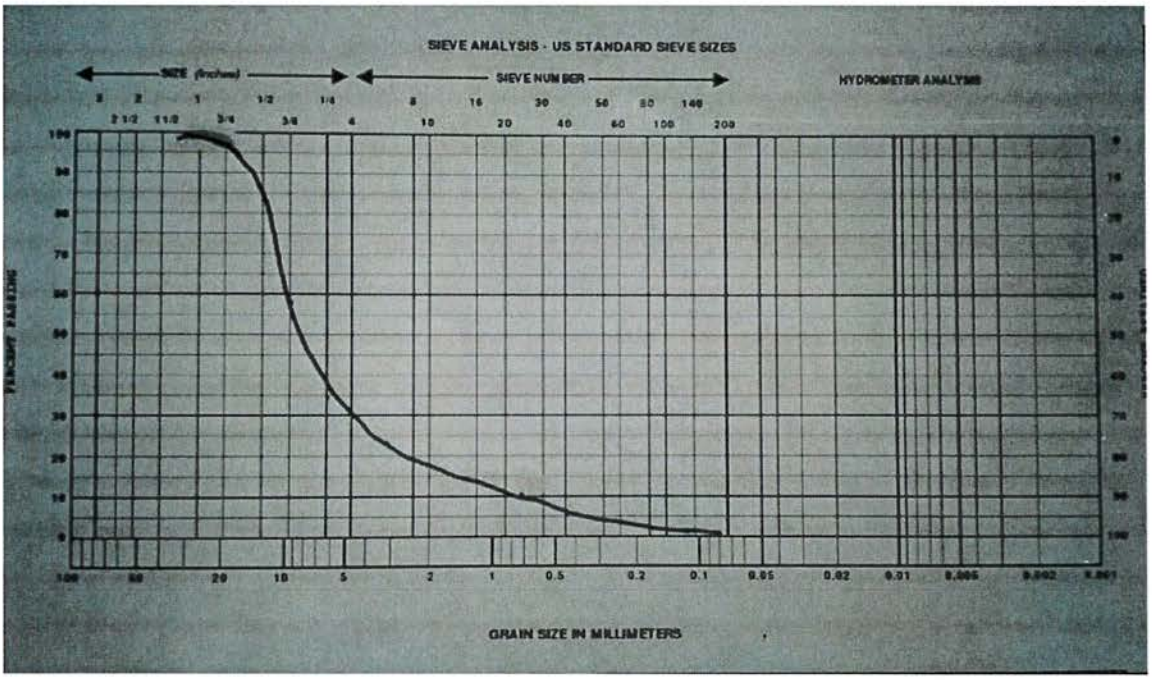

PICTURE OF: Item 4 Sieve Analysis Graph

FLOOR: Ground

LOCATION ON FLOOR: Ground

DATE: 03/30/2024

All reports are the confidential property of clients, and information contained may not be published or reproduced, pending our written approval.

140 Marbledale Road, Tuckahoe, NY 10707 | (718) 824-1616 |
infobronx@certifiedtestinglabs.com

NEW YORK STATE
DEPARTMENT OF ENVIRONMENTAL CONSERVATION

Request to Import/Reuse Fill or Soil

This form is based on the information required by DER-10, Section 5.4(e) and 6NYCRR Part 360.13. Use of this form is not a substitute for reading the applicable regulations and Technical Guidance document.

SECTION 1 – SITE BACKGROUND

The allowable site use is: Unrestricted

Have Ecological Resources been identified? no

Is this soil originating from the site? no

How many cubic yards of soil will be imported/reused? 500-800

If greater than 1000 cubic yards will be imported, enter volume to be imported: 3000

SECTION 2 – MATERIAL OTHER THAN SOIL

Is the material to be imported gravel, rock or stone? yes

Does it contain less than 10%, by weight, material that passes a size 100 sieve? yes

Is this virgin material from a permitted mine or quarry? no

Is this material recycled concrete or brick from a DEC registered processing facility? no

SECTION 3 - SAMPLING

Provide a brief description of the number and type of samples collected in the space below:

Grain size analysis results attached.

Example Text: 5 discrete samples were collected and analyzed for VOCs. 2 composite samples were collected and analyzed for SVOCs, Inorganics & PCBs/Pesticides.

If the material meets requirements of DER-10 section 5.4(e)5 (other material), no chemical testing needed.

SECTION 3 CONT'D - SAMPLING

Provide a brief written summary of the sampling results or attach evaluation tables (compare to DER-10, Appendix 5):

Grain size analysis results attached.

Example Text: Arsenic was detected up to 17 ppm in 1 (of 5) samples; the allowable level is 16 ppm.

If Ecological Resources have been identified use the "If Ecological Resources are Present" column in Appendix 5.

SECTION 4 – SOURCE OF FILL

Name of person providing fill and relationship to the source:

MetroGreen

Location where fill was obtained:

Mount Vernon, NY

Identification of any state or local approvals as a fill source:

N/A

If no approvals are available, provide a brief history of the use of the property that is the fill source:

Recycling facility.

Provide a list of supporting documentation included with this request:

Grain Size Analysis

The information provided on this form is accurate and complete.

	9/3/2024
Signature	Date
James Vander Vliet	
Print Name	
SESI	
Firm	

3348 Route 208, Campbell Hall, NY 10916
Phone: 845-496-1600 Fax: 845-496-1398
12960 Commerce Lake Drive, A14, Fort Myers, FL 33913
42 Day Farm Road, West Stockbridge, MA 01266
1813 State Route 7, Harpursville, NY 13787

Client:	**Thalle Industries Inc.**	**Project:**	Elmsford Quarry Quality Control 2022
Item:	2-4"	**Project Number:**	220002
Source:	Elmsford	**Lab Number:**	22-1098H
Date Sampled:	8/24/2022	**Sampled By:**	Client
Date Tested:	8/28/2022	**Tested By:**	David Lingenfelter

GRADATION (SIEVE ANALYSIS) OF SOIL OR AGGREGATE

Test Method(s): ASTM D422, C136, C117; AASHTO T88, T27, T11

Lab Number	Sample Type	Sampling Location	Specification
22-1098H	2-4"	Stockpile	No Specification

Sieve Size		%	%	Spec. %
mm	Inches	Retained	Passing	Pass
150.0 mm	6"	0.0	100	
137.5 mm	5 1/2"	0.0	100	
125.0 mm	5"	0.0	100	
112.5 mm	4 1/2"	0.0	100	
100.0 mm	4"	0.0	100	
90.0 mm	3 1/2"	5.2	95	
75.0 mm	3"	48.7	46	
63.0 mm	2 1/2"	43.4	3	
50.0 mm	2"	0.0	3	
37.5 mm	1 1/2"	1.6	1	
25.0 mm	1"	0.5	1	
19.0 mm	3/4"	0.0	1	
12.5 mm	1/2"	0.0	1	
6.3 mm	1/4"	0.0	1	
Pan		0.6		

Comments:

Report Reviewed By: Emily J. Rodriguez

This report shall not be reproduced, except in full, without written permission from Advance Testing Company, Inc.
The results in this report relate only to the items inspected or tested.

PDF

NEW YORK STATE
DEPARTMENT OF ENVIRONMENTAL CONSERVATION

Request to Import/Reuse Fill or Soil

This form is based on the information required by DER-10, Section 5.4(e) and 6NYCRR Part 360.13. Use of this form is not a substitute for reading the applicable regulations and Technical Guidance document.

SECTION 1 – SITE BACKGROUND

The allowable site use is: Unrestricted

Have Ecological Resources been identified? no

Is this soil originating from the site? no

How many cubic yards of soil will be imported/reused? 500-800

If greater than 1000 cubic yards will be imported, enter volume to be imported: 3000

SECTION 2 – MATERIAL OTHER THAN SOIL

Is the material to be imported gravel, rock or stone? yes

Does it contain less than 10%, by weight, material that passes a size 100 sieve? yes

Is this virgin material from a permitted mine or quarry? no

Is this material recycled concrete or brick from a DEC registered processing facility? no

SECTION 3 - SAMPLING

Provide a brief description of the number and type of samples collected in the space below:

Grain size analysis results attached.

Example Text: 5 discrete samples were collected and analyzed for VOCs. 2 composite samples were collected and analyzed for SVOCs, Inorganics & PCBs/Pesticides.

If the material meets requirements of DER-10 section 5.4(e)5 (other material), no chemical testing needed.

SECTION 3 CONT'D - SAMPLING

Provide a brief written summary of the sampling results or attach evaluation tables (compare to DER-10, Appendix 5):

Grain size analysis results attached.

Example Text: Arsenic was detected up to 17 ppm in 1 (of 5) samples; the allowable level is 16 ppm.

If Ecological Resources have been identified use the "If Ecological Resources are Present" column in Appendix 5.

SECTION 4 – SOURCE OF FILL

Name of person providing fill and relationship to the source:

MetroGreen

Location where fill was obtained:

Mount Vernon, NY

Identification of any state or local approvals as a fill source:

N/A

If no approvals are available, provide a brief history of the use of the property that is the fill source:

Recycling facility.

Provide a list of supporting documentation included with this request:

Grain Size Analysis

The information provided on this form is accurate and complete.

	9/3/2024
Signature	Date
James Vander Vliet	
Print Name	
SESI	
Firm	

f.t.
FAIRWAY TESTING

22 North Liberty Drive
P.O. Box 578
Stony Point, NY 10980
Telephone 845.942.2088
Fax 845.942.0995

Report Date: 7/15/2024
Project: Self Evaluation
Location:

Client: Edison Ave. Recycle & Materials Supply Corp.
REPORT: Soil Analysis

On July 12th, a representative from this firm visited the client's yard and took 2 samples of fill material. Test results are listed on the attached reports.

Respectfully Submitted,
Fairway Testing

Gabriel J. O'Connell

Gabriel J. O'Connell, P.E.

Particle Size Distribution Report

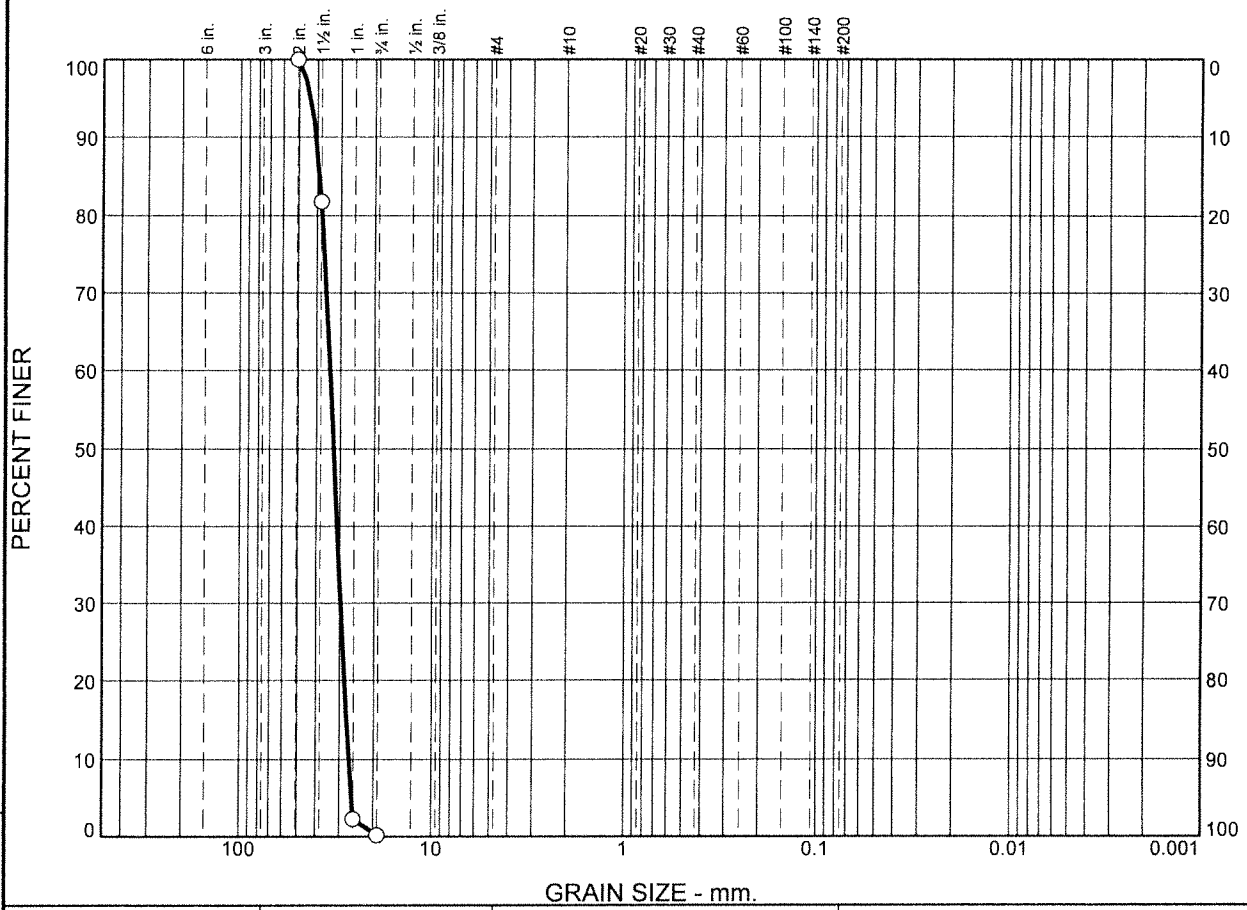

% +3"	% Gravel		% Sand			% Fines	
	Coarse	Fine	Coarse	Medium	Fine	Silt	Clay
0.0	99.8			0.2			

SIEVE SIZE	PERCENT FINER	SPEC.* PERCENT	PASS? (X=NO)
2	100.0		
1.5	81.8		
1	2.3		
3/4	0.2		

* (no specification provided)

Material Description

Recycled Stone

Atterberg Limits

PL= LL= PI=

Coefficients

D_{90}= 40.7769 D_{85}= 38.9899 D_{60}= 33.9523
D_{50}= 32.4744 D_{30}= 29.7432 D_{15}= 27.6389
D_{10}= 26.8562 C_u= 1.26 C_c= 0.97

Classification

USCS= AASHTO=

Remarks

ASTM C136

Source of Sample: Client's Yard
Sample Number: 06-071224

Date: 07-12-24

FAIRWAY TESTING CO., INC.

Client: Edison Ave. Recycle & Materials Supply Corp.
Project: Self Evaluation

Project No: **Figure**

These results are for the exclusive use of the client for whom they were obtained.
They apply only to the samples tested and are not indicitive of apparently identical samples.

Particle Size Distribution Report

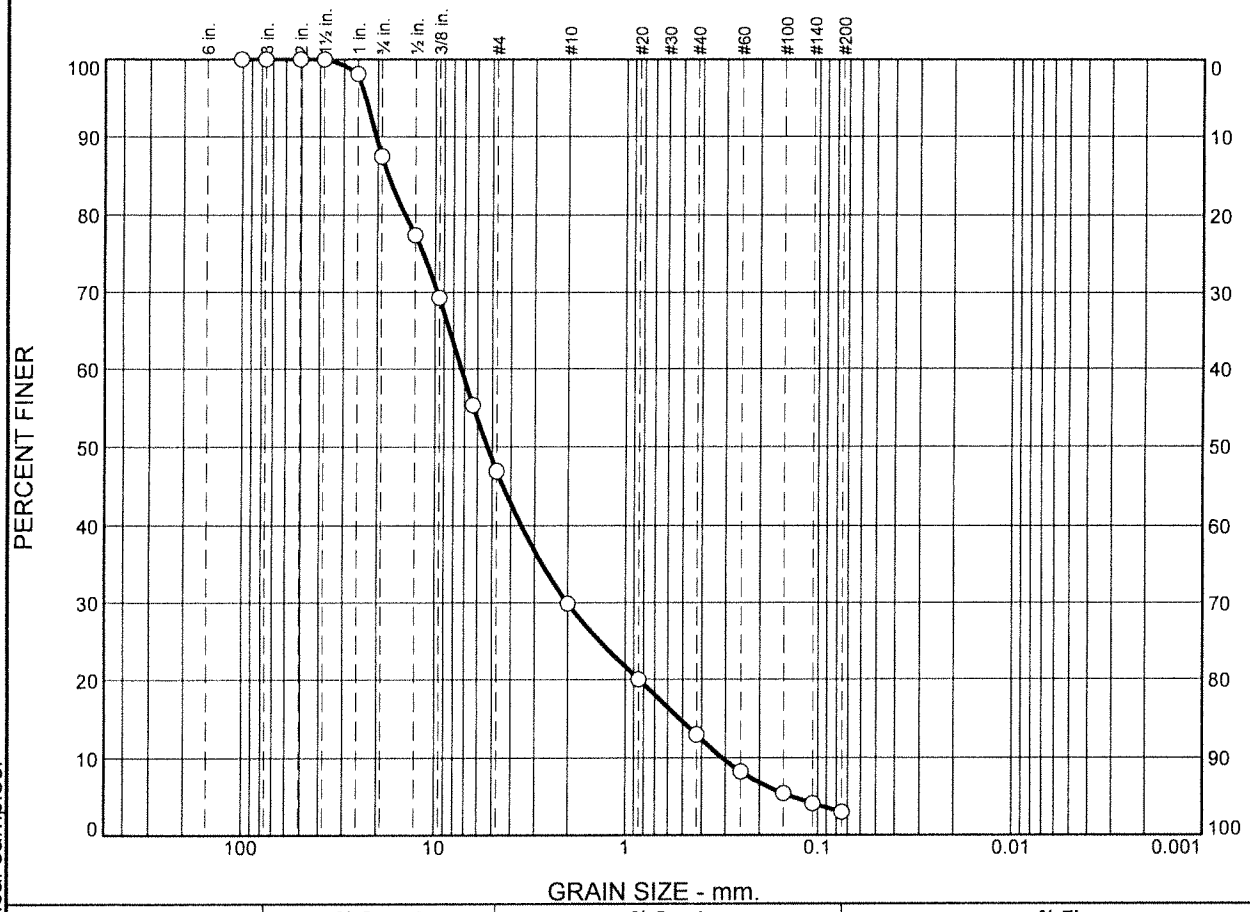

% +3"	% Gravel		% Sand			% Fines	
	Coarse	Fine	Coarse	Medium	Fine	Silt	Clay
0.0	12.5	40.5	17.1	17.0	9.9	3.0	

SIEVE SIZE	PERCENT FINER	SPEC.* PERCENT	PASS? (X=NO)
4	100.0		
3	100.0		
2	100.0		
1.5	100.0		
1	98.1		
3/4	87.5		
1/2	77.4		
3/8	69.3		
1/4	55.3		
#4	47.0		
#10	29.9		
#20	20.0		
#40	12.9		
#60	8.2		
#100	5.4		
#140	4.1		
#200	3.0		

* (no specification provided)

Material Description

Recycled Item 4

Atterberg Limits

PL= LL= PI=

Coefficients

D_{90}= 20.3414 D_{85}= 17.6243 D_{60}= 7.2920
D_{50}= 5.3170 D_{30}= 2.0138 D_{15}= 0.5234
D_{10}= 0.3127 C_u= 23.32 C_c= 1.78

Classification

USCS= AASHTO=

Remarks

ASTM C136

Source of Sample: Client's Yard
Sample Number: 07-071224

Date: 07-12-24

FAIRWAY TESTING CO., INC.

Client: Edison Ave. Recycle & Materials Supply Corp.
Project: Self Evaluation

Project No: **Figure**

These results are for the exclusive use of the client for whom they were obtained.
They apply only to the samples tested and are not indicitive of apparently identical samples.

COMPACTION TEST REPORT

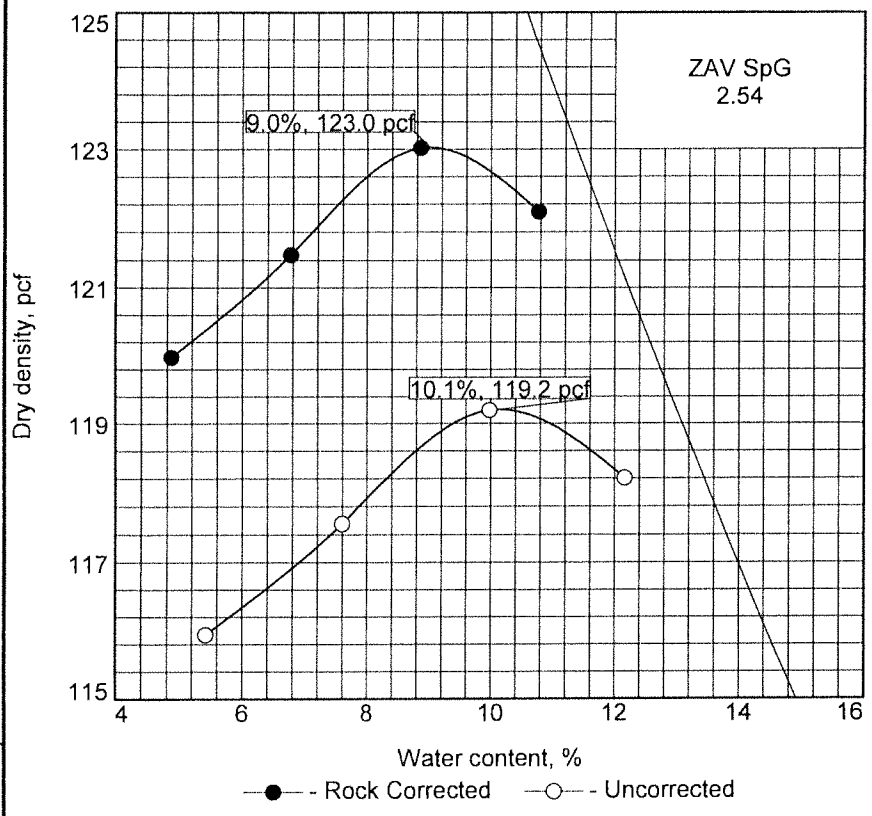

Curve No.

Test Specification:
ASTM D 1557-12 Method C Modified
ASTM D4718-15 Oversize Corr. Applied to Each Test Point

Preparation Method
Hammer Wt. 10 lb.
Hammer Drop 18 in.
Number of Layers five
Blows per Layer 56
Mold Size 0.075 cu. ft.

Test Performed on Material
Passing 3/4 in. **Sieve**

NM **LL** **PI**
Sp.G. (ASTM D 854) 2.54
%>3/4 in. 12.5 **%<No.200** 3.0
USCS **AASHTO**
Date Sampled 07-12-24
Date Tested
Tested By

TESTING DATA

	1	2	3	4	5	6
WM + WS	23.32	23.64	23.99	24.10		
WM	14.16	14.16	14.16	14.16		
WW + T #1	603.0	581.0	529.0	544.0		
WD + T #1	572.0	540.0	481.0	485.0		
TARE #1	0.0	0.0	0.0	0.0		
WW + T #2						
WD + T #2						
TARE #2						
MOISTURE	4.9	6.8	8.9	10.8		
DRY DENSITY	120.0	121.5	123.0	122.1		

ROCK CORRECTED TEST RESULTS	UNCORRECTED
Maximum dry density = 123.0 pcf	119.2 pcf
Optimum moisture = 9.0 %	10.1 %

Material Description
Recycled Item 4

Remarks:
Specific gravity is assumed

Project No. **Client:** Edison Ave. Recycle & Materials Supply Corp.
Project: Self Evaluation

○ **Source of Sample:** Client's Yard **Sample Number:** 07-071224

Checked by:
Title:

FAIRWAY TESTING CO., INC.

Figure

These results are for the exclusive use of the client for whom they were obtained.
They apply only to the samples tested and are not indicitive of apparently identical samples.

NEW YORK STATE DEPARTMENT OF ENVIRONMENTAL CONSERVATION

Division of Environmental Remediation, Remedial Bureau C
625 Broadway, 12th Floor, Albany, NY 12233-7014
P: (518) 402-9543 | F: (518) 402-9722
www.dec.ny.gov

Transmitted via email

September 5, 2024

James Vander Vliet, PE
Sr. Project Engineer
SESI Consulting Engineers
959 Route 46E Floor 3, Suite 300
Parsippany, NJ 07054

Re: Requests to Import/Reuse Fill or Soil (3)
Grand Union Hotel Bowling Alley Site
Site #C360222

Dear James Vander Vliet:

The New York State Department of Environmental Conservation (the "Department") has reviewed three (3) Request to Import/Reuse Fill or Soil forms submitted for the Grand Union Hotel Bowling Alley site (the "site") located at 148-150 Westchester Avenue, Port Chester, New York, dated September 3 and 4, 2024. The requests are to import 200-300 cubic yards of 2-4" stone from Thalle Industries quarry in Elmsford, New York, 200-300 cubic yards of ¾-1" gravel from MetroGreen's yard stock-pile in Mount Vernon, New York, and 500-800 cubic yards of Item 4 also from MetroGreen's Mount Vernon facility. These requests are associated with site remediation and development. Based on the information provided, these requests are hereby approved. The proposed fill material meets the requirements for material other than soil (i.e., gravel, rock, stone, recycled concrete or recycled brick) as specified in section 5.4(e)5 of DER-10. This material may be placed above the water table. Testing in accordance with DER-10 and approval by the Department is required for any additional material imported to or reused on the site.

If you have any questions or any issues arise, please feel free to contact me at 518-402-2029 or email: greta.kowalski@dec.ny.gov.

Sincerely,

Greta Kowalski

Greta Kowalski, P.G.
Project Manager
Remedial Action Bureau C
Division of Environmental Remediation

EC: K. Thompson & S. Saucier, NYSDEC
S. Berninger & M. Doroski, NYSDOH

NEW YORK STATE | Department of Environmental Conservation

NEW YORK STATE DEPARTMENT OF ENVIRONMENTAL CONSERVATION

Division of Environmental Remediation, Remedial Bureau C
625 Broadway, 12th Floor, Albany, NY 12233-7014
P: (518) 402-9543 | F: (518) 402-9722
www.dec.ny.gov

Transmitted via email

September 6, 2024

James Vander Vliet, PE
Sr. Project Engineer
SESI Consulting Engineers
959 Route 46E Floor 3, Suite 300
Parsippany, NJ 07054

Re: Requests to Import/Reuse Fill or Soil (2)
Grand Union Hotel Bowling Alley Site
Site #C360222

Dear James Vander Vliet:

The New York State Department of Environmental Conservation (the "Department") has reviewed two (2) Request to Import/Reuse Fill or Soil forms submitted for the Grand Union Hotel Bowling Alley site (the "site") located at 148-150 Westchester Avenue, Port Chester, New York, both dated September 3, 2024. The requests are to import 500-800 cubic yards of ¾-1" gravel, and 2,200 cubic yards of Item 4 both from MetroGreen's Mount Vernon facility. These requests are associated with site remediation and development. Based on the information provided, these requests are hereby approved. The proposed fill material meets the requirements for material other than soil (i.e., gravel, rock, stone, recycled concrete or recycled brick) as specified in section 5.4(e)5 of DER-10. This material may be placed above the water table. Testing in accordance with DER-10 and approval by the Department is required for any additional material imported to or reused on the site.

If you have any questions or any issues arise, please feel free to contact me at 518-402-2029 or email: greta.kowalski@dec.ny.gov.

Sincerely,

Greta Kowalski

Greta Kowalski, P.G.
Project Manager
Remedial Action Bureau C
Division of Environmental Remediation

EC: K. Thompson & S. Saucier, NYSDEC
S. Berninger & M. Doroski, NYSDOH

NEW YORK STATE | Department of Environmental Conservation

From: Kowalski, Greta L (DEC)
To: James Vander Vliet, PE, LSRP
Subject: Re: Import Material Request #5 - C360222
Date: Tuesday, October 22, 2024 7:04:41 AM
Attachments: image001.png
image002.png
image003.png
image004.png
image005.png
image006.png
image007.png
image008.png
image009.png
image010.png
image011.png
ATT00001.png
ATT00002.png
ATT00003.png
ATT00004.png
ATT00005.png
ATT00006.png
ATT00007.png
ATT00008.png
ATT00009.png
ATT00010.png
ATT00011.png

CAUTION !! This E-Mail originated from outside the organization. Confirm it is from a legitimate E-Mail address. If uncertain - do not click links or open attachments unless you contact the sender and know the content is safe.

Hey,

I'm not in to write you the approval letter, but it will be approved once I do, so go ahead.

Greta

Get Outlook for Android

From: James Vander Vliet, PE, LSRP <james.vandervliet@sesi.org>
Sent: Monday, October 21, 2024 1:09:41 PM
To: Kowalski, Greta L (DEC) <Greta.Kowalski@dec.ny.gov>
Subject: RE: Import Material Request #5 - C360222

ATTENTION: This email came from an external source. Do not open attachments or click on links from unknown senders or unexpected emails.

Hi Greta,
Apologies but the site contractor is really pushing me.
Any thoughts about this material?
Thanks
jimV

James Vander Vliet, PE, LSRP
Sr. Project Engineer
james.vandervliet@sesi.org
973-808-9050 Ext 304
973-647-2942
959 Route 46E Floor 3, Suite 300,
Parsippany, NJ 07054

This electronic mail transmission is privileged and confidential and is intended only for the review of the party to whom it is addressed. If you have received this transmission in error, please immediately return it to the sender. Any use, distribution, or forwarding of this e-mail is strictly prohibited. SESI Consulting Engineers will not be responsible for any loss or damage arising in any way from the use of this email. Although this e-mail and any attachments are believed to be free of any virus or other defect that might affect any computer system into which it is received and opened it is the responsibility of the recipient to ensure that it is safe for use.

From: James Vander Vliet, PE, LSRP
Sent: Friday, October 18, 2024 8:11 AM
To: Kowalski, Greta L (DEC) <Greta.Kowalski@dec.ny.gov>
Subject: RE: Import Material Request #5 - C360222

Greta,

Contractor just shared this info...

The material from this facility is recycled concrete.

Facility Info:
Name: Edison Ave. Recycle & Materials Supply Corp.
NYS Permit #: 60W18

James Vander Vliet, PE, LSRP
Sr. Project Engineer
james.vandervliet@sesi.org
973-808-9050 Ext 304
973-647-2942
959 Route 46E Floor 3, Suite 300,
Parsippany, NJ 07054

This electronic mail transmission is privileged and confidential and is intended only for the review of the party to whom it is addressed. If you have received this transmission in error, please immediately return it to the sender. Any use, distribution, or forwarding of this e-mail is strictly prohibited. SESI Consulting Engineers will not be responsible for any loss or damage arising in any way from the use of this email. Although this e-mail and any attachments are believed to be free of any virus or other defect that might affect any computer system into which it is received and opened it is the responsibility of the recipient to ensure that it is safe for use.

From: Kowalski, Greta L (DEC) <Greta.Kowalski@dec.ny.gov>
Sent: Tuesday, October 15, 2024 2:13 PM
To: James Vander Vliet, PE, LSRP <james.vandervliet@sesi.org>
Subject: RE: Import Material Request #5 - C360222

CAUTION !! This E-Mail originated from outside the organization. Confirm it is from a legitimate E-Mail address. If uncertain - do not click links or open attachments unless you contact the sender and know the content is safe.

Hi Jim,

Is this material recycled stone or is it recycled concrete that has been crushed? Please provide the facility's NYS permit number.

Thank you,
Greta

From: James Vander Vliet, PE, LSRP <james.vandervliet@sesi.org>
Sent: Friday, October 11, 2024 12:21 PM
To: Kowalski, Greta L (DEC) <Greta.Kowalski@dec.ny.gov>
Subject: Import Material Request #5 - C360222

ATTENTION: This email came from an external source. Do not open attachments or click on links from unknown senders or unexpected emails.

Greta,

Please see the attached material import request.

Contractor is hoping to bring this material in next week.

Thanks
JimV

James Vander Vliet, PE, LSRP
Sr. Project Engineer
james.vandervliet@sesi.org
973-808-9050 Ext 304
973-647-2942
959 Route 46E Floor 3, Suite 300,
Parsippany, NJ 07054

This electronic mail transmission is privileged and confidential and is intended only for the review of the party to whom it is addressed. If you have received

this transmission in error, please immediately return it to the sender. Any use, distribution, or forwarding of this e-mail is strictly prohibited. SESI Consulting Engineers will not be responsible for any loss or damage arising in any way from the use of this email. Although this e-mail and any attachments are believed to be free of any virus or other defect that might affect any computer system into which it is received and opened it is the responsibility of the recipient to ensure that it is safe for use.